



The TS-930S is a superlative, high performance, all-solid state, HF transceiver keyed to the exacting requirements of the DX and contest operator. It covers all Amateur bands from 160 through 10 meters, and incorporates a 150 kHz to 30 MHz general coverage receiver having an excellent dynamic range. Among its other important features are, SSB slope tuning, CW VBT, IF notch filter, CW pitch control, dual digital VFO's, CW full break-in, automatic antenna tuner, and a higher voltage operated solid state final amplifier. It is available with or without the AT-930 automatic antenna tuner built-in. TS-930S FEATURES:

- **160-10 Meters, with 150 kHz-30 MHz general coverage receiver.**  
Covers all Amateur frequencies from 160-10 meters, including new WARC, 30, 17, and 12 meter bands, on SSB, CW, FSK, and AM. Features 150 kHz-30 MHz general coverage receiver. Separate Amateur band access keys allow speedy band selection. UP/DOWN bandswitch changes in 1-MHz steps. A new, innovative, quadruple conversion, digital PLL synthesized circuit provides superior frequency accuracy and stability plus greatly enhanced selectivity.
- **All solid state, 28 volt operated final amplifier.**  
The final amplifier operates on 28 VDC for lowest IM distortion. Power input rated at 250 W on SSB, CW, and FSK, and at 80 W on AM. Final amplifier protection circuit with cooling fan. SWR/Power meter built-in.
- **Automatic antenna tuner, built-in.**  
Available with AT-930 antenna tuner built-in, or as an option. Covers Amateur bands 80-10 meters, including
- the new WARC bands. Tuning range automatically pre-selected with band selection to minimise tuning time. "AUTO-THRU" switch on front panel.
- **CW full break-in.**  
CW full break-in circuit uses CMOS logic IC plus reed relay for maximum flexibility, coupled with smooth, quiet operation. Switchable to semi-break-in.
- **Dual digital VFO's.**  
10-Hz step dual digital VFO's include band information. Each VFO tunes continuously from band to band. A large, heavy, flywheel type knob is used for improved tuning ease. T.F. Set switch allows fast transmit frequency setting for split-frequency operations. A = B switch for equalising one VFO frequency to the other. VFO "Lock" switch provided. RIT control for  $\pm 9.9$  kHz receive frequency shift.
- **Eight memory channels.**  
Stores both frequency and band information. VFO-MEMO switch allows use of each memory as an independent VFO, (the original memory frequency can be recalled at will), or as a fixed frequency. Internal Battery memory back-up, estimated 1 year life. (Batteries not supplied).
- **Dual mode noise blanker ("pulse" or "woodpecker").**  
NB-1, with threshold control, for pulse-type noise. NB-2 for longer duration "woodpecker" type noise.
- **SSB IF slope tuning.**  
Allows independent adjustment of the low and/or high frequency slopes of the IF passband, for best interference rejection.
- **CW VBT and pitch controls.**  
CW VBT (Variable Bandwidth Tuning) control tunes out interfering signals. CW pitch controls shifts IF passband and

simultaneously changes the pitch of the beat frequency. A "Narrow/Wide" filter selector switch is provided.

- **IF notch filter.**  
100-kHz IF notch circuit gives deep, sharp, notch, better than -40 dB.
- **Audio filter built-in.**  
Tuneable, peak-type audio filter for CW.
- **AC power supply built-in.**
- **Fluorescent tube digital display.**  
Fluorescent tube digital has analog type sub-scale with 20-kHz steps. Separate 2 digit display indicates RIT frequency shift.
- **RF speech processor.**  
RF clipper type processor provides higher average "talk-power", plus improved intelligibility. Separate "IN" and "OUT" front panel level controls.

#### Other features:

- SSB monitor circuit, 3 step RF attenuator, VOX, and 100-kHz market.

#### Optional accessories:

- AT-930 automatic antenna tuner.
- SP-930 external speaker with selectable audio filters.
- YG-455C-1 (500 Hz) or YG-455CN-1 (250 Hz) plug-in CW filters for 455-kHz IF.
- YK-88C-1 (500 Hz) CW plug-in filter for 8.83-MHz IF.
- YK-88A-1 (6 kHz) AM plug-in filter for 8.83-MHz IF.
- MC-60 (S-8) deluxe desk microphone with UP/DOWN switch.
- TL-922A linear amplifier.
- SM-220 station monitor.
- HC-10 digital world clock.
- HS-6, HS-5, HS-4 headphones.



## DX-traordinary TS 930S

TS 930S £1078.00 inc VAT, AT930 £125.00 inc VAT

### LOWE IN LONDON

NOW OPEN, OUR EMPORIUM IN THE CITY

278 PENTONVILLE ROAD, LONDON N1 9NP (NO MAIL ORDERS)

THE EMPORIUM IS IN THE BASEMENT OF THE "HEPWORTHS" SHOP





## handability TR 2500

## portability TR 2300



The TR-2500 is a compact 2 metre FM handheld transceiver featuring an LCD readout, 10 channel memory, lithium battery memory back-up, memory scan, programmable automatic band-scan and Hi/Lo power switch.

#### TR-2500 FEATURES:

- Extremely compact size and light weight 66 (2-5/8) W x 168 (6-5/8) H x 40 (1-5/8) D; mm (inches), 540g, (1-2lbs) with Ni-Cd pack.
- LCD digital frequency readout, with memory channel and function indication.
- Ten channel memory, includes "MO" memory for non-standard split frequencies.
- Lithium battery memory back-up built-in, (estimated 5 year life) saves memory when Ni-Cd pack discharged.
- Memory scan, stops on busy channels, skips channels in which no data is stored.
- UP/DOWN manual scan in 5kHz steps.
- 2.5W or 300mW RF output. (HI/LOW power switch.)
- Programmable automatic band scan allows upper and lower frequency limits and scan steps of 5kHz and larger (5, 10, 15, 20, 25, 30kHz... etc) to be programmed.
- Slide-lock battery pack.
- Repeater reverse operation.
- Keyboard frequency selection across full range.
- Frequency coverage, 144.000 to 145.995 MHz.
- Optional power source, MS-1 mobile or ST-2 AC charger/power supply allows operation while charging. (Automatic drop-in connections.)
- High impact plastic case.
- Battery status indicator.
- Two lock switches for keyboard and transmit.

#### STANDARD ACCESSORIES

- Flexible rubberized and antenna with BNC connector.
- 400mA heavy-duty Ni-Cd battery pack.
- AC charger.

TR 2500	HANDHELD TRANSCEIVER	£207.00
ST 2	BASE STAND/CHARGER	£46.23
SC 4	SOFT CASE	£12.19
MS 1	MOBILE STAND	£28.29
SMC 25	SPEAKER/MIKE	£14.49
PB 25	NICAD PACK	£22.31
LH 2	LEATHER CASE	£21.39

So the TR2300 now costs less than its predecessor did in 1976. Not only that, the TR2200GX of 1976 only had 12 channels where the TR2300 of today covers the full amateur band.

So we rest our case — the TR2300 has to be, in today's market, outstanding value for money and, what is more, the TR2300 has an unprecedented reliability factor.

There is no need to talk of full 2 metre band coverage, the 1 watt of perfect transmitted signal, the fully comprehensive list of included accessories: carrying case, Nicad charger, 12 volt power cord, shoulder strap, hand microphone, collapsible whip antenna, reverse repeater facility, automatic tone burst, switchable illuminated frequency dial, consequent long life operation out in the field.

Don't ask us about the Trio TR2300 — ask our best form of advertisement: one of the 5,000 owners!

TR2300	PORTABLE TRANSCEIVER	£166.75
	Securicor Carriage	£5.00

#### HEAD OFFICE AND SERVICE CENTRE

Chesterfield Road, Matlock, Derbys. Tel. 0629 2817 or 2430.

Open Tuesday-Friday 9-5.30, Saturday 9-5.00. Closed for lunch 12.30-1.30.

For all that's best in ham radio, contact us at Matlock.

For full catalogues send 70p in stamps with your address. Mark enquiry SWM.



DO YOUR SHOPPING THE EASY WAY - THE BREDHURST WAY

TO ORDER ANY OF THE ITEMS LISTED BELOW SIMPLY WRITE EN- CLOSING A CHEQUE OR PHONE AND QUOTE YOUR CREDIT CARD No.



HIGH ST., HANDCROSS, W. SUSSEX O444 400786

NEW FROM TRIO R 600 General Coverage receiver



£235

Table listing various electronic components and their prices, including TRIO, ICOM, and T.V. Interference Aids.

Table listing YAESU products such as FT1, FT902DM, FC902, etc.

Table listing various electronic components and their prices, including DCT101Z, FAN101Z, FT707, etc.

Table listing various electronic components and their prices, including FP80, FT290R, Nicads, etc.

Table listing FDK VHF/UHF EQUIPMENT including Model 110, Multi 70DEX, etc.

Table listing STANDARD VHF/UHF components like C78, CP878, etc.

Table listing DRAE POWER SUPPLIES including All with Over-Volts, 4AMP, etc.

Table listing SWR - POWER METER including Model 110, SWR25, etc.

Table listing WELZ Professional Quality SWR-POWER METERS including DUMMIE LOADS, etc.

Table listing TEST EQUIPMENT including Drae VHF Wavemeter, FXI Wavemeter, etc.

AMATEUR T.V. CONVERTER MMC 435/600 plug into your TV £27.90



Table listing MICROWAVE MODULES including MMT144/28, MMT432/28S, etc.

DATONG D70 MORSE TUTOR



£49.45 inc VAT

Table listing DATONG PRODUCTS including PC1, VLF, FL1, etc.

Table listing MORSE EQUIPMENT including MK704, HK707, etc.

Table listing DESK MICROPHONES including SHURE 444D, SHURE 526T, etc.

Table listing MOBILE SAFETY MICROPHONES including ADONIS AM 202S, etc.

Table listing CONNECTORS - INTER-SERIES ADAPTORS including BNC Plug to SO239, etc.

Table listing ICOM products including IC730, IC720A, etc.

Table listing T.V. INTERFERENCE AIDS including Ferrite Rings, Toroid Filter, etc.

Table listing ANTENNA BITS including H1, T Piece, Ceramic Strain Insulators, etc.

MAIL ORDER

9-12.30/1.30-5.30 Goods normally despatched with 24hrs. Allow 28 days max.

All prices correct at time of going to press

BREDHURST ELECTRONICS

HIGH ST., HANDCROSS, W. SUSSEX. TEL. 0444 400786

RETAIL CALLERS

9-12.30/1.30-5.30 E.&O.E.

TO ORDER ANY OF THE ABOVE ITEMS SIMPLY WRITE ENCLOSED A CHEQUE OR PHONE YOUR CREDIT CARD NUMBER



# DATONG

## YET MORE INNOVATION



MODEL DF DISPLAY UNIT

### DOPPLER DIRECTION FINDER

Model DF is a direction finding attachment for use with existing narrow band FM receivers and transceivers.

Two units, the display unit and the special antenna combiner convert your NBFM transceiver plus four omnidirectional antennas into a radio direction finder. A built-in r.f. activated antenna relay diverts the transceiver's output to the normal antenna during transmit or when the DF attachment is switched off.

#### Features

- Works with any existing narrow-band FM receiver or transceiver. No modifications are needed. The only connections required are to the external speaker and antenna jacks.
- Gives a clear directional readout on a circular array of sixteen bright green LEDs.
- Display holds last reading when signal drops out.
- Very easy to use and install.
- Only a single coaxial cable needed between display unit and antenna combiner.
- Professional quality at remarkably low cost. Display unit uses two PTH circuit boards. Gasket sealed combiner unit houses two conventional double-sided PCBs.

#### Applications

Model DF costs between ten and a hundred times less than conventional RDF systems, and therefore opens up new application areas for both professional and hobby users. Possible applications include:- VHF amateur radio, Citizen's Band radio, aircraft spotting, tracking gliders and light aircraft, locating lost mobile aircraft, private mobile radio systems, coastal and marine radio, tracking and locating anti-social radio operators, locating "tagged" animals in the wild, helping to identify or trace unknown transmissions, law enforcement.

MODEL DFA2 COMBINER UNIT

A complete system needs the display unit and the antenna combiner plus four antennas mounted at the corners of a square spaced apart by 0.05 to 0.3 wavelengths.

For fixed station use, four dipoles are suitable while four magnetically mounted quarter wave whips are ideal for mobile use. Depending on the choice of antenna, the system will operate from 20 to 200 MHz.

Suitable magmount quarter wave whips are available from Datong for VHF use.

\* **BASIC DF SYSTEM** (Model DF display unit with Model DFA1 combiner) **£125.00 + VAT (£143.80)**

\* **DF SYSTEM**, as above but with mobile version of combiner, Model DFA2 (as DFA1 but fitted with magmount and 4 metre coaxial downlead terminated with PL259 plug) **£131.00 + VAT (£150.70)**

**COMPLETE MOBILE DF SYSTEM** (Model DF display unit, Model DFA2 combiner, and four Model MA1 quarter wavelength magmount antennas cut for 145 MHz) **£173.50 + VAT (£199.50)**

\* Antennas not included



MODEL RFA

### WIDE BAND PREAMPLIFIER - MODEL RFA

Eliminates separate tuned preamplifiers for each band.

Model RFA improves the sensitivity of any receiver or transceiver working in the range from 5 to 200 MHz. It connects in series with the antenna and built-in r.f. activated relay switches the pre-amplifier out of circuit during transmit or when the power is off.

#### Features:

- Extra wide bandwidth saves the cost of separate narrow band preamps.
- Handles strong signals without overload thanks to special low-noise negative feedback technique. Intercept point better than + 20dbm.
- Low noise figure.
- Carefully chosen gain level minimises receiver overload and cross modulation.
- R.F. activated bypass relay allows easy use with transceivers.
- Rugged diecast aluminium case with SO239 connectors and PTH printed circuit board.

#### Applications

Application areas include:- weak signal reception of all amateur and satellite bands from 5 MHz up to 200 MHz, long distance reception of VHF FM Broadcasts and VHF TV Signals, CB transceivers, private mobile VHF radio transceivers, reception of marine and aeronautical bands, VHF scanner receivers, compensating for signal loss in long antenna feeders.

The wide bandwidth of Model RFA makes it ideal for use with broadband antennas and scanner receivers.

**Broadband Preamplifier, Model RFA: £25.50 + VAT (£29.32)**



MODEL S "CODECALL"

### "CODECALL" SELECTIVE CALLING DEVICE - TAKES THE FATIGUE OUT OF LONG TERM MONITORING

"Codecall" is ideal wherever there is a need to monitor a well used radio channel for one particular call over long periods. "Codecall" gives the same convenience as a telephone bell, in that the receiver remains totally silent while monitoring. It therefore causes no disruption to other activities.

In fact the user can totally disregard the radio until a loud beep from "Codecall" warns that the desired signal has been received. The loud intermittent beep then continues, unless cancelled, for over ten minutes after the call is received.

"Codecall" ensures that the communications channel remains at full efficiency at all times. Without "Codecall" the desired call often blends into the general chatter and is missed by the listener, especially when the volume has been reduced to cut down the radio's nuisance level.

#### Features

- Each "Codecall" unit acts as a call generator and a call receiver.
- No electrical connection is needed at the transmitter, simply hold "Codecall" next to the microphone.
- At the receiver simply plug "Codecall" into the external speaker jack.
- Over four thousand different codes virtually eliminate the chance of false alarms.
- Internal 9 volt battery has long life since no current is used while monitoring a squelched channel.
- Works over any voice link, whether FM, AM, or SSB.
- Codes selected by either three 16-way switches (Model S) or by altering twelve internal wire links (Model L).
- Compact: only 4 x 2.4 x 1.05 inches.

#### Two Versions

Model S (as illustrated) has three 16-way rotary switches on the front panel giving a total of 4096 combinations immediately available. Model L has no switches, instead the code is set by altering twelve wire links inside the case.

Both models can be used in the same system. The switched version (Model S) is ideal where frequent code changes are required, whereas the linked version (Model L) is suitable where codes are not likely to be altered often, or for unskilled users who might accidentally set the wrong code.

Note: when used by UK Radio Amateurs all transmissions must be identified as required by the licence conditions.

\* **"Codecall" Model L (Link programmed):**

**£24.00 + VAT (£27.60)**

\* **"Codecall" Model S (Switch programmed):**

**£25.50 + VAT (£29.32)**



ALL DATONG PRODUCTS ARE DESIGNED AND BUILT IN THE U.K.

### PRICES All prices include delivery in U.K. basic prices in £ are shown with VAT inclusive prices in brackets.

FL1	59.00 (67.85)	AD370	45.00 (51.75)	RFA	25.50 (29.32)
FL2	78.00 (89.70)	AD270 + MPU	37.00 (42.55)	Codecall	
PC1	105.00 (120.75)	AD370 + MPU	49.00 (56.35)	(Linked)	24.00 (27.60)
ASP	69.00 (79.35)	MPU	6.00 (6.90)	Codecall	
VLF	22.00 (25.30)	DC144/28	31.00 (35.65)	(Switched)	25.50 (29.32)
D70	43.00 (49.45)	DC144/28		Basic DF System	125.00 (143.80)
D75	49.00 (56.35)	Module	25.00 (28.75)	DF System	131.00 (150.70)
RFC/M	23.00 (26.45)	Keyboard Morse		Complete Mobile DF	
AD270	33.00 (37.95)	Sender	112.20 (129.00)	System	173.50 (199.50)

• See text for details.

Data sheets on any products available free on request - write to Dept S.W.

**DATONG ELECTRONICS LIMITED**  
Spence Mills, Mill Lane, Bramley, Leeds LS13 3HE, England. Tel: (0532) 552461



# TRIED, TESTED AND TRUSTED

**See review in February Rad. Comms.**

**IC-720A**  
**Possibly the best choice in HF.**  
 £883.inc.

**IC-2E £159.inc.**  
**IC-4E £199.inc.**  
**The World's most popular portables & now the marine version IC-M12**

The main problem that the amateur of today has to deal with is deciding just which rig out of the many excellent products available he is going to choose. Technology is advancing at such a rapid rate and getting so sophisticated that many cannot hope to keep up. Some go too far!

Perhaps one way of dealing with the problem is to look at just what each model offers in its basic form without having to lay out even more hard earned cash on "extras". The IC-720A scores very highly when looked at in this light. How many of its competitors have two VFOs as standard or a memory which can be recalled, even when on a different band to the one in use, and result in instant retuning AND BANDCHANGING of the transceiver? How many include a really excellent general coverage receiver covering all the way from 100kHz to 30MHz (with provision to transmit there also if you have the correct licence)? How many need no tuning or loading whatsoever and take great care of your PA, should you have a rotten antenna, by cutting the power back to the safe level? How many have an automatic RIT which cancels itself when the main tuning dial is moved? How many will run full power out for long periods without getting hot enough to boil an egg? How many have band data output to automatically change bands on a solid state linear AND an automatic antenna tuner unit when you are able to add these to your station?

Well you will have to do quite a bit of hunting through the pages of this magazine to find anything to approach the IC-720A. It may be just a little more expensive than some of the others – but when you remember just how good it is, and of course the excellent reputation for keeping their secondhand value you will see why your choice will have to be an IC-720A!

**IC-PS15 Mains PSU £99**



Nearly everybody has an IC2E – the most popular amateur transceiver in the world – now there is the 70 cm version which is every bit as good and takes the same accessories. Check the features

**Fully synthesized** – Covering 144 – 145.995 in 400 5KHz steps. (430-439.999 4E)

**Power output** – 1.5W with the 9v. rechargeable battery pack as supplied – but lower or higher output available with the optional 6v or 12v packs. Rapid slide-on changing facility.

**BNC antenna output socket** – 50 ohms for connecting to another antenna or use the Rubber Duck supplied (flexible 1/4 λ whip – 4E)

**Send/battery indicator** – Lights during transmit but when battery power falls below 6v it does not light, indicating the need for a recharge.

**Frequency selection** – by thumbwheel switches, indicating the frequency. 5KHz switch – adds 5KHz to the indicated frequency.

**Duplex simplex Switch** – gives simplex or plus 600KHz or minus 600KHz transmit (1.6MHz and listen input on 4E)

**Hi-Low switch** – reduces power output from 1.5W to 150mW reducing battery drain.

**External microphone jack** – if you do not wish to use the built-in electret condenser mic an optional microphone speaker with PTT control can be used. Useful for pocket operation.

**External speaker jack** – for speaker or earphone. This little beauty is supplied ready to go complete with nicad battery pack, charger, rubber duck.

A full range of accessories in stock.		£	p			
ICML1	10W mobile booster for IC2E	49	00	BC25	Mains charger as supplied	4 25
BP5	11 volt battery pack	30	00	DC1	12 volt adapter pack	8 40
BP4	Empty battery case for 6 x AA cells	5	80	HM9	Speaker microphone	12 00
BP3	Standard battery pack	17	70	CP1	Mobile charging lead	3 20
BP2	6 volt pack	22	00	IC123	cases	each 3 60
BC30	Base charger for above	39	00		All prices include VAT	


**The IC4E is going to revolutionise 70 CM!**



**Free carriage on direct sales – call us.**

**Remember we also stock Yaesu, Jaybeam, Datong, Welz, G-Whip, Western, TAL, Bearcat, RSGB Publications.**

**Please note:** Access Barclaycard owners – goods must be sent to address registered with credit card company




IC-290E £366./IC-490E £445.inc.  
**Multimode mobiles**  
 290E-144-146 MHz/490E-430-440 MHz



IOW RF output on SSB, CW and FM. Standard and non-standard repeater shifts. 5 memories and priority channel. Memory scan and band scan, controlled at front panel or microphone. Two VFO's LED S-meter 25KHz and 1KHz on FM-1KHz and 100KHz tuning steps on SSB. Instant listen input for repeaters.

**IC-730 The best for mobile or economy base station**  
 £586.inc.



ICOM's answer to your HF mobile problems – the IC-730. This new 80m-10m, 8 band transceiver offers 100W output on SSB, AM and CW. Outstanding receiver performance is achieved by an up-conversion system using a high IF of 39MHz offering excellent image and IF interference rejection, high sensitivity and above all wide dynamic range. Built in Pass Band Shift allows you to continuously adjust the centre frequency of the IF pass band virtually eliminating close channel interference. Dual VFO's with 10Hz and 1KHz steps allows effortless tuning and what's more a memory is provided for one channel per band. Further convenience circuits are provided such as Noise Blanker, Vox, CW Monitor, APC and SWR Detector to name a few. A built in Speech Processor boosts talk power on transmit and a switchable RF Pre-Amp is a boon on today's crowded bands. Full metering WWV reception and connections for transverter and linear control almost completes the IC-730's impressive facilities.

IC-251 £499.inc.  
 IC-451 £630.inc.  
**Great Base Stations**



ICOM produce a perfect trio in the UHF base station range, ranging from 6 Meters through 2 Meters to 70 cms. Unfortunately you are not able to benefit from the 6m product in this country, but you CAN own the IC-251E for your 2 Meter station and the 451E for 70 cms.

Both are really well designed and engineered multi-mode transceivers capable of being operated from either the mains or a 12 volt supply. Both contain such exciting features as scan facilities, automatic selection of the correct repeater shift for the band concerned, full normal and reverse repeater operation, tuning rate selection according to the mode in use, VOX on SSB continuous power adjustment capability on FM and 3 memory channels. Of course they are both fitted with a crystal controlled tone burst and have twin VFO's as have most of ICOM's fully synthesized transceivers.

**IC-24G Low-priced mobile**  
 £169.inc.



The famous IC-240 has been improved, given a face lift and renamed the IC-24G. Many thousands of 240's are in use, and its popularity is due in part to simplicity of operation, high receiver sensitivity and superb audio on TX and RX. The new IC-24G has these and other features. Full 80 channels (at 25kHz spacing) are available and readout is by channel number – selected by easy to operate press button thumbwheel switches. This readout can clearly be seen in the brightest of sunlight. Duplex and reverse duplex is provided along with a 12½ KHz upshift, should the new channel spacing be necessary.



IC-25E  
**The Tiny Tiger**  
 £259.inc.

Well worth thinking about!

Amazingly small, yet very sensitive. Two VFO's, five memories, priority channel, full duplex and reverse. LED S-meter, 25KHz or 5KHz step tuning. Same multi-scanning functions as the 290 from mic or front panel. All in all the best 2M FM mobile ICOM have ever made.

**Tono RTTY and CW computers**  
 7000E-£550/9000E-£650inc.



The TONO range of communication computers take a lot of beating when it comes to trying to read RTTY and CW in the noise. Others don't always quite make it!

Check the many facilities offered before you buy – especially look at the 9000E which also throws in a Word Processor. Previous ads have told you quite a lot about these products – but why not call us for further information and a brochure?



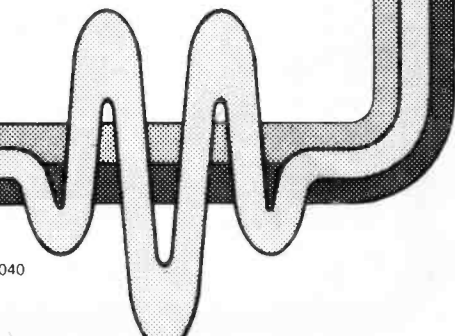
The MT-240X Multi-band trap dipole antenna (80m – 10m) is a superbly constructed antenna with its own Balun incorporated in the centre insulator with an SQ239 connector. Separate elements of multi-stranded heavy duty copper wire are used for 80-40-15 and 20-10 Metres. Really one up on its competitors. £49.50 inc. VAT

# Thanet Electronics

143 Reculver Road, Herne Bay, Kent. Tel 02273 63859. Telex 965179

**Agents** (phone first – all evening weekends only except Scotland)  
 Scotland – Jack GMB GEC 031 657 2430 (daytime)  
 031 665 2420 (evenings)  
 Midlands – Tony G8VAH 021 329 2305

Wales – Tony GW3 FKO 0874 2772 or 0874 3992  
 North West – Gordon G3LEQ Knutsford (0565) 4040  
 ansaphone available



### SMC SERVICE

Free Finance on many items. Two year guarantee on Yaesu. Free Securicor on major Yaesu items. Access and Barclaycard over the telephone. Biggest Branch, Agent and Dealer network. Ably staffed, courteous, Service Department. "B Services" Securicor contract at £3.90!! Biggest stocks of amateur equipment in UK. Twenty-four years of experience.

### FREE FINANCE

On regular priced items from: Yaesu, Ascot SMCHS, CDE, HyGain, Channel Master, Hansen, SMC, MFJ, KLM, Mirage and Hy Mound, on invoices over £100 SMC offers Free Finance! How is it done? Simple, pay 20%, split the balance equally over 6 months or pay 50% down and split the balance over a year. You pay no more than the cash price!!

### GUARANTEE

Yaesu's own warranty does not extend outside Japan. Repairs are the responsibility of the UK retailer. SMC's two year guarantee is backed, as UK distributors, by daily contact with the factory and many tens of thousands of pounds of spares and test equipment. Avoid hawkers offering sets without serial numbers, spares, service or advice back-up.

## WIDE COVERAGE ALL MODE RX; FRG7700 £329 inc. VAT @ 15% & SECURICOR



- ★ 30MHz down to 150kHz (and below).
- ★ 12 Channel memory option & fine tune.
- ★ SSB (LSB/USB), CW, AM, FM.
- ★ 2.7kHz, 6kHz, 12kHz, 15kHz, @ -6dB.
- ★ 3 Selectivities on AM, squelch on FM.
- ★ Up conversion, 48MHz first IF.
- ★ 1kHz digital, plus analogue, display.
- ★ Inbuilt quartz clock/timer.
- ★ No preselector, auto selected LPF's.
- ★ Advanced noise blanker fitted.
- ★ Antenna 500Ω to 2MHz, 50Ω to 30MHz.
- ★ 20dB pad plus continuous attenuator.










- ★ Constantly variable tone control.
- ★ 110 and 240Vac and 12Vdc option.
- ★ Switchable speed A.G.C. system.
- ★ Signal meter calibrated in "S" and SIMPO
- ★ Acc.; Tuners, Convertors, LPF, Memory.
- ★ FRT 7700; 150kHz-30MHz, Switch, etc.
- ★ FRV7700A; 118-130, 130-140, 140-150MHz.
- ★ FRV7700B; 118-130, 140-150, 50-59MHz.
- ★ FRV7700C; 140-150, 150-160, 160-170MHz.
- ★ FRV7700D; 118-130, 140-150, 70-80MHz.
- ★ FF5; 500kHz (for improved VLF reception).
- ★ MEMGR7700; 12 Channels (easy fitting).

## GENERAL COVERAGE RECEIVER; FRG7 £199 inc. VAT @ 15% & SECURICOR

- ★ 30MHz to 500kHz in One MHz bands.
- ★ SSB (LSB/USB), CW, AM.
- ★ Sensitivity AM; 0.7μV 10dB S/N @ 30%.
- ★ Selectivity; ± 3 kHz at -6dB.
- ★ Stability; 500Hz after 30 minutes.
- ★ Triple conversion, drift cancelling.
- ★ Direct frequency readout to 5kHz.
- ★ Fine tuning control.
- ★ AGC; DC amplified, 3 stage control.
- ★ AF; Powerful 2 watts of audio.
- ★ Forward facing internal speaker.
- ★ Record socket "volume independent".

- ★ Well calibrated "sharp" preselector.
- ★ AM automatic noise suppression.
- ★ Antenna Hi to 1.6MHz, 50Ω to 30MHz.
- ★ 3 position RF attenuator.
- ★ 3 position AF filter (LP, WBP, NBP).
- ★ 110/240V and 12Vdc. AC.
- ★ Lights; battery economy switch.
- ★ Illuminated edge type "S" meter.
- ★ 2 IC, 9 FET, 13 Tr, 160 (9Ge, 5Si, 2Z).
- ★ Weight; 7Kg (without batteries).
- ★ Dimensions: 340 W, 153 H, 285 D, mm.
- ★ Optional battery holder.



 <p><b>YD148 £21.10</b> Desk microphone 500 ohm/50K. Adjustable swan neck type.</p>	 <p><b>YM21 £13.80</b> Hand microphone 600 ohms. Switchable noise cancelling element.</p>	 <p><b>YH55 £10.00</b> Padded headphones. Low impedance 1/4" jack.</p>
 <p><b>YD844A £25.30</b> Desk microphone 500 ohm/50K. Heavy cast type construction.</p>	 <p><b>YE7A £6.90</b> Hand microphone 600 ohms. Standard 4 pin connector.</p>	 <p><b>FSP1 £9.95</b> External mobile speaker 8 ohms impedance</p>
 <p><b>FP12 £86.25</b> 12V, 12A, Power Supply. c/w Internal Speaker.</p>	 <p><b>QTR24 £19.95</b> World time clock. Battery powered movement.</p>	 <p><b>FF501 £23.00</b> Low pass filter Fc 30MHz, 1KW PEP.</p>

# SOUTH MIDLANDS COMMUNICATIONS LTD



S.M. HOUSE, OSBORNE ROAD, TOTTON, SOUTHAMPTON, SO4 4DN, ENGLAND  
Tel: Totton (0703) 867333, Telex: 477351 SMCOMM G, Telegram: "Aerial" Southampton



<p><b>GRIMSBY</b> S.M.C. (Humberside) 247A Freeman St., Grimsby, Lincolnshire. Grimsby (0472) 59388 10-6 Tuesday-Saturday</p>	<p><b>STOKE-ON-TRENT</b> S.M.C. (Stoke) 76 High Street, Talke Pitts, Stoke. Kidsgrove (07816) (72644) 9.5.30 Tuesday-Saturday</p>	<p><b>LEEDS</b> S.M.C. (Leeds) 257 Otley Road, Leeds 16, Yorkshire. Leeds (0532) 782326 9.5.30 Monday-Saturday</p>	<p><b>CHESTERFIELD</b> S.M.C. (Jack Tweedy) LTD 102 High Street, New Whittington, Chesterfield. Chesterfield (0246) 453340 9.5 Tuesday-Saturday</p>	<p><b>WOODHALL SPA</b> Business transferred to S.M.C. (Humberside) Grimsby (0472) 59388</p>
<p><b>Bangor</b> John G13KDR (0247) 55162 <b>Tandragee</b> Mervyn G13WVY (0762) 840656 <b>Edinburgh</b> Jack GM8GEC (031665) 2420</p>		<p><b>SMC AGENTS</b> Brian G3ZUL (03843) 5917 Stourbridge Redcar Simon G4EQS (0642) 480608</p>		<p><b>Neath</b> John GW4FOI (0639) 55114/2924 <b>Buckley</b> Brian GW3TMP (0244) 549563 <b>Jersey</b> Geoff GJ4ICD (0534) 26788</p>



## FT ONE £1,295 inc. VAT @ 15% & SECURICOR



\*Option

- ★ Rx: 150kHz-30MHz. Continuous general coverage.
- ★ Tx: 160-10m (9 bands) or 1.5-30MHz commercial.
- ★ All Modes: AM, CW, FM\*, FSK, LSB, USB.
- ★ 10 VFO's!!! Any Tx-Rx split within coverage.
- ★ Two frequency selection ways, NO bandswitch.
- ★ Main dial, velvet smooth, 10Hz resolution.
- ★ Inbuilt keyboard with up/down scanning.
- ★ Dedicated digital display for RIT offset.
- ★ Receiver dynamic range up to 100dB!!!
- ★ SSB: Variable bandwidth AND IF shift.
- ★ 300\* or 600Hz\*, 2,400 → 300Hz, 6kHz\*, 12kHz\*.
- ★ Audio peak and notch filter. FM squelch.
- ★ Advanced variable threshold noise blanker.
- ★ 100W RF, key down capability, solid state.
- ★ Mains and 12VDC. Switch mode PSU built in.
- ★ RF processor. Auto mic gain control. VOX.
- ★ Last but not least **FULL** break in on CW.

- ★ 160-10 metres including new allocations.
- ★ Variable IF bandwidth 2.4kHz down to 300Hz.
- ★ Audio Peak and independent notch controls.
- ★ AM, FSK, USB, LSB, CW, FM, (TX and RX).
- ★ Semi-break in, inbuilt Curtis IC Keyer.
- ★ Digital plus analogue frequency displays.
- ★ VOX built-in and adjustable.
- ★ Instant write in memory channel.
- ★ Tune up button (10 sec. of full power).
- ★ Switchable AGC and RF attenuator.
- ★ Optional 350 or 600 Hz CW, 6kHz, AM filters.
- ★ Clarifier (RIT) switchable on TX, RX or both.
- ★ Plug in modular, computer style constructor.
- ★ Fully adjustable RF Speech processor.
- ★ Ergonomically designed with necessary LEADS.
- ★ Incredible range of matching accessories.
- ★ Universal power supply 110-234V AC and 12V DC.

## FT902DM £885 inc. VAT @ 15% & SECURICOR



\*Option

## FT101ZD £635 inc. VAT @ 15% & SECURICOR



\*Option

- ★ 160-10 metres including new allocations.
- ★ Variable IF bandwidth 2.4kHz down to 300Hz.
- ★ Selectable CW fixed bandwidth CW-W and CW-N\*.
- ★ Semi-break in with sidetone for excellent CW.
- ★ Digital plus analogue frequency displays.
- ★ 180W PIP and — 31dB 3rd order intermod.
- ★ RF speech processor fitted — adjustable level.
- ★ VOX built-in and is adjustable from the front panel.
- ★ Wide dynamic range for big signal handling.
- ★ High usable sensitivity, for those weak ones.
- ★ Superb noise blanker — adjustable threshold.
- ★ Attenuator; 0-10-20dB, AGC; slow-fast-off.
- ★ Clarifier (RIT) switchable on TX, RX or both.
- ★ Low level transverter drive output facility.
- ★ Universal power supply 110-234V AC and 12V DC\*.
- ★ Incredible range of matching accessories
- ★ 6 models: Digital/Analogue — AM/FM options.

- ★ 160-10 metres (including 10, 18, and 24MHz).
- ★ USB-LSB-CWW-FSK-AM multi-mode.
- ★ Full broad band "no tune" power amplifier.
- ★ 240W PIP. 75 per cent power output at 3:1 VSWR.
- ★ 12 memory channels with clarifier on memory.\*
- ★ Up/down scanning control from microphone.\*
- ★ Variable IF bandwidth — 16 poles of selectivity.
- ★ Bandwidths: 2.4kHz→300Hz, 600Hz\* or 300Hz\*.
- ★ Selectable CW "fixed" widths CW-W and CW-N.\*
- ★ Tunable Audio Peak (AFP) and Notch filter.
- ★ Diode ring mixer for very high Rx dynamic range.
- ★ Noise blanker — front panel adjustable threshold.
- ★ AGC; slow-fast-off. Attenuator 0-20dB switchable
- ★ RF speech processor fitted — front panel adjustable.
- ★ Digital (100Hz) plus analogue frequency display.
- ★ Semi-break in with side tone. Vox built in.
- ★ Choice of built-in or separate power supply units.

## FT107M £725 inc. VAT @ 15% & SECURICOR




\*Option

- ★ 80-10 metres (including 10, 18 and 24MHz bands).
- ★ USB-LSB-CWW-CWN-AM (Tx and Rx operation).
- ★ 100W PEP. 50% power output at 3:1 VSWR.
- ★ Full "broad band" no tune output stage.
- ★ Excellent Rx dynamic range, power transistor buffers.
- ★ Rx Schottky diode ring mixer module.
- ★ Local oscillator with ultra-low noise floor.
- ★ Variable IF bandwidth — 16 crystal poles.
- ★ Bandwidths 6kHz\*, 2.4kHz→300Hz 600Hz\* or 350Hz\*.
- ★ AGC; slow-fast switchable VOX built-in.
- ★ Semi-break in with side tone for excellent CW.
- ★ Digital (100Hz) plus analogue frequency display.
- ★ LED Level meter reads: S, PO and ALC.
- ★ Indicators for: calibrator, fix, int/ext VFO.
- ★ Receiver offset tuning (RIT-clarifier) control.
- ★ Advanced noise blanker with local loop AGC.

## FT707 £569 inc. VAT @ 15% & SECURICOR





**SUPER VALUE**

**2m or 70cms FM, from £245 inc.**

**FT720R** 'remotable', 4 memories, RX priority, scanning, mic tune, FT720RV (2M, 12.5kHz/600kHz) 10W £245, 25W £255. FT720RU (70cm, 25kHz/1.6MHz) 10W £265. Dual band capability.



**NEW K.D.K**

**2m, 25W, FM, £199 inc.**


**2025 MARK II** Full coverage 2M Transceiver, 12½kHz (set 12½-200kHz), rapid tune, 10 "easy write" memory channels, memory or band-scan between programmable limits, auto scan stop dependent on squelch and centre zero.



**NEW YAESU**

**2m, 25W, FM, £239 inc.**

**FT230R** 6" x 2" x 7", 12½/25kHz, ±600kHz, special LCD display, 10 memories, memory and band scan, RX priority feature, two independent VFO's.



**A GIFT!**

**70cms, SSB, £129 inc.!!**

**KLM JUMBO (Liner 430)** 432.00-432.48MHz (Plus further 480kHz band (430 up fitted), USB/LSB, 10W PEP, Auto Scan ± 10kHz, semi break-in CW, FET RF and mixer, RIT, N.B., c/w mic and bracket.



**2m, 250W (+) PEP. £499**

**NAG 144XL LINEAR.** 4CX350F tube, 10W nom. drive, switchable pre-amp. RF and hard switching. Thermal delay, etc., etc.



**2m. 160W OUTPUT, £164**

**MIRAGE B3016 LINEAR.** 12VDC. Nominal 30W drive, switch pre-amp., etc. B108 10-80W £120.75. B1016 10-160W £189.75.

**FT480R (2m) £379 inc.**

VAT @ 15% & SECURICOR

**FT780R (70cm) £449 inc.**

VAT @ 15% & SECURICOR

- ★ USB-LSB-CW-FM (A3j, A1, F3).
- ★ 30W PIP A3j, 10/1 W out A1 F3.
- ★ Bandpass filter no tune design.
- ★ Bandwidth 2.4kHz and 14kHz at -6dB.
- ★ Semi break in with side tone.
- ★ Very bright blue 100Hz digital display.
- ★ Display shows Tx & Rx freq (inc RIT).
- ★ String LED display for "S" and PO.
- ★ Digital receiver offset tuning.



- ★ 144-146MHz (143.5-148.5 MHz possible).
- ★ Excellent dynamic range and sensitivity.
- ★ FM; 25, 12½, 1kHz steps.
- ★ SSB; 1,000, 100, 10Hz steps.
- ★ Any TX Rx split with dual VFO's.
- ★ ±600kHz standard repeater split.
- ★ Four easy write-in memory channels.

**FT480R**



- ★ Advanced effective noise blanker.
- ★ Memory scanning with slot display.
- ★ Up/down tuning/scanning from mic.
- ★ Priority channel on any memory slot.
- ★ Satellite mode allows tuning on Tx.
- ★ Scanning for busy or clear channels.
- ★ Size (Case): 8.3" D, 2.3" H, 6.9" W.
- ★ LED's; "On Air" Clar, Hi/Low, FM mod.
- ★ Matching PP80 Mains PSU available.



★ 1.6MHz shift now available

- ★ FT780R 1.6 fitted 1.6 MHz Shift £459 inc.
- ★ 430-434MHz (440-445) possible.
- ★ GaAs Fet RF for incredible sensitivity.
- ★ NMOS four bit micro control.
- ★ FM; 100kHz, 25kHz, 1kHz, steps.
- ★ SSB; 1,000, 100, 10Hz steps.
- ★ Repeater access by use of dual VFO's.
- ★ Four easy write-in memory channels.

**FT780R**




# SPRINGTIME — TIME TO BE THINKING HAND PORTABLE

**LOW PRICE**

**FT207R  
£169 inc.**

VAT @ 15%  
& POSTAGE



- ★ 144-146MHz (144-148 possible)
- ★ 12.5kHz synthesizer steps
- ★ 4 bit CPU chip for freq. control
- ★ Keyboard entry of frequencies
- ★ Keyboard lockout safety feature
- ★ Digital display to hundreds of Hz
- ★ Display auto shutdown timer
- ★ Four Channels of memory
- ★ Memory back up disable
- ★ Up/down manual tuning

- ★ Bandscan for busy or clear channels
- ★ Memory scanning features
- ★ ±600kHz split built in
- ★ Any split + or - programmable
- ★ Easy change NiCad packs.
- ★ BNC antenna connector
- ★ "On Air" and "Channel Busy" LEDs
- ★ Built in condenser microphone
- ★ 200mW AF to internal/external speaker
- ★ External speaker/mic available
- ★ 2.5/0.2W of RF output
- ★ Rx; 35mA squelch, 150mA full vol.
- ★ Tx; 250mA low, 800mA high
- ★ 0.3µV for 20dB quieting
- ★ Double conversion 10.7MHz and 455kHz.
- ★ D.T.M.F. encoder built in
- ★ 1.7 (2.2)" D x 2.5 (2.7)" W x 6.7 (7.2)" H
- ★ C/w NiCad pack, helical and case

## FT290R MULTIMODE PORTABLE/MOBILE £249 inc.

VAT @ 15%  
& SECURICOR

- ★ 144-146MHz (144-148 possible)
- ★ Multimode USB, LSB, FM, CW
- ★ 2.5W PEP, 2.5W RMS/300mW out
- ★ LED's, "ON AIR", "BUSY" MC meter; S.P.O
- ★ Integral telescopic antenna
- ★ Bandwidth 2.4kHz and 14kHz @ - 6dB
- ★ Optically coupled main tuning
- ★ 100Hz backlit LCD Frequency display
- ★ 10 memory channels "5 year" backup
- ★ FM: 25kHz and 12.5kHz steps
- ★ SSB: 1kHz and 100Hz steps
- ★ Any TX/RX split with dual VFOs
- ★ ±600kHz repeater split 1750kHz burst
- ★ Up/down tuning from microphone
- ★ AF output 1W @ 10% THD
- ★ 58 (H) x 150 (W) x 195 (D) (1.3kg)
- ★ Rx, 70mA, Tx; 800mA (FM maximum)
- ★ Mobile bracket available (MMB II)



**FULL RANGE  
OF MATCHING  
ACCESSORIES**

- ★ Matching 10W linear Amplifier (option)
- ★ 8.5 - 15.2V DC External (not included)
- ★ 8' C' NiCads or Drys (not included)
- ★ SMC 2.2 A/Hr NiCad £2.70 inc

## FT208R(2m) £209 inc.

VAT @ 15%  
& POSTAGE



- ★ 4 bit CPU chip frequency control
- ★ Keyboard entry of frequencies/splits
- ★ LCD digital display with backlight
- ★ Ten channels of memory
- ★ Memory back up five-year lifetime cell
- ★ Up/down manual tuning
- ★ Manual or auto scan for busy/clear
- ★ Priority channel with search back
- ★ Memory scanning feature
- ★ Scan between any two frequencies
- ★ Auto scan restart
- ★ Quick change NiCad pack
- ★ 1,750Hz tone burst
- ★ Built in condenser microphone
- ★ 500mW AF to int/ext speaker
- ★ External speaker/mic available
- ★ Keyboard offers 16 tone DTMF
- ★ 168(H) x 61(W) x 39(D)mm
- ★ C/w NiCad pack, helical



## FT708R(70cm) £219 inc.

- ★ 144-148MHz (144-148 possible)
- ★ 12.5/25kHz synthesiser steps
- ★ Any split + or - programmable
- ★ ±600kHz repeater split
- ★ 2.5 or 0.3W RF output
- ★ Rx: 20mA squelch 150mA max AF
- ★ Tx: 800mA at 2.5W RF
- ★ 0.25µV for 12dB SINAD
- ★ Dual conversion 16.9MHz and 455kHz

- ★ 430-440MHz (440-450 option)
- ★ 25kHz synthesizer steps
- ★ Any split + or - programmable
- ★ ±7.6MHz EU split standard
- ★ 1W or 100mW RF output
- ★ Rx: 20mA squelch, 150mA (max AF)
- ★ Tx: 500mA at 1W RF
- ★ 0.4µV for 12dB SINAD
- ★ Dual conversion 46.255MHz and 455kHz

**FT208R**  
★—★  
**FT708R**

# SOUTH MIDLANDS COMMUNICATIONS LTD

S.M. HOUSE, OSBORNE ROAD, TOTTON, SOUTHAMPTON, SO4 4DN, ENGLAND

Tel: Totton (0703) 867333, Telex: 477351 SMCOMM G, Telegram: "Aerial" Southampton



**GRIMSBY**  
S.M.C. (HumberSide)  
247A Freeman St.,  
Grimsby, Lincolnshire.  
Grimsby (0472) 59388  
10-6 Tuesday-Saturday

**STOKE-ON-TRENT**  
S.M.C. (Stoke)  
76 High Street,  
Talke Pits, Stoke.  
Kidsgrove (07816) 72644  
9-5.30 Tuesday-Saturday

**LEEDS**  
S.M.C. (Leeds)  
257 Otley Road,  
Leeds 16, Yorkshire.  
Leeds (0532) 782326  
9-5.30 Monday-Saturday

**CHESTERFIELD**  
S.M.C. (Jack Tweedy) LTD  
102 High Street,  
New Whittington, Chesterfield.  
Chesterfield (0246) 453340  
9-5 Tuesday-Saturday

**WOODHALL SPA**  
Business transferred to  
S.M.C. (HumberSide)  
Grimsby (0472) 59388

Bangor John G13KDR (0247) 55162  
Tandragee Mervyn G13WVY (0762) 840656  
Edinburgh Jack GM8GEC (031665) 2420

**SMC AGENTS**  
Stourbridge Brian G3ZUL (03843) 5917

Neath Neath Buckley Jersey John Howarth Geoff GW4FOI (0639) 55114/2942  
GW3TMP (0244) 549563  
GJ41CD (0634) 26788

**G4JDT  
HARVEY**

# EAST LONDON HAM STORE

**G8NKV  
DAVE**

**H. LEXTON LIMITED** 191 FRANCIS ROAD LEYTON E.10  
TEL 01-558 0854 TELEX 8953609 LEXTON G

**RADIO & ELECTRONIC ENGINEERS ENGINEERS ALWAYS AVAILABLE ON THE PREMISES**


**MAIN (UK) SERVICE CONTRACTOR TO HITACHI SALES (UK) LTD**

**GASFET MASTHEAD PREAMPS**

**DRESSLER AMPLIFIERS**



**EXCLUSIVE TO US**



D to A.T.V.  
D70c 70cm £211.00  
D200C \*150FM 300W SSB £299.00

TBA £499.00  
£300.00 D200 \*300FM 600W SSB £499.00  
D200S \*500FM 1kW £600.00

VV70GAAS £75.00  
VV2GAAS £40.00  
VV200GAS £69.00  
VV200GAS £75.00  
Powered by the linear or with separate ST200  
.9dB signal to noise  
.2dB insertion loss  
3SK97 GASFET

These are high power 240V linears using 4C x 150 or 4C x 250 or 4C x 350 Eimac Tubes NOT using the grounded Grid system. Fully protected, no thermal damage to PA finals possible.

**ICOM**

**HF TRANSCEIVERS**  
IC730 200W £586.00  
IC2KL 500W linear £839.00  
IC2KLPS Power Supply £211.00  
ICAT100 100W auto A.T.U. £249.00  
ICAT500 500W auto A.T.U. £299.00

**ICOM**

**ACCESSORIES**  
BP5 IIV Pack £30.15  
BP4 Empty case for 6XAA £5.80  
BP3 STO Pack £15.50  
BP2 6V Pack £22.00  
DC1 12V adaptor £8.40  
WM9 Mic speaker £12.00  
CP1 Mobile Charging load £3.20  
LC1/2/3 cases £3.50  
BC30 base charger £39.00  
MML1 10W Booster 49.00

**TRIO/KENWOOD**

TS930S POA  
TS830S HF Transceiver £680.00  
TS130S HF Transceiver £530.00  
TR8400 UHF mobile £320.00  
TR9500 UHF Multimode £440.00  
TR7800 VHF mobile £268.00  
TR7850HP FM 2m £295.00  
TR7730 2m FM £230.00  
TR9000 £370.00

Many Trio/Kenwood accessories available

**YAESU**

FT1 £1295.00  
FT902 DM POA  
FT101Z POA  
FT101ZDFM POA  
FT101ZDAM POA  
FT707 200W PEP POA  
FP707 PSU POA  
FC707 ATU POA  
FV707 DM VFO POA  
FT707 + FP707 + FC707 SPECIAL PRICE POA  
FT277ZD Soco all extras inc POA  
FT7670X POA  
FT902DM Sommerkamp POA  
FC902 ATU POA  
FV901 DM VFO POA  
SP901 speaker POA  
YO901P Scope POA  
FTV901 Transvertor POA  
FT208 VHF POA  
FT708 UHF POA  
FT290 Multimode POA

**SPECIAL OFFERS**

**ALL ACCESSORIES AVAILABLE**

**MICROWAVE MODULES**

MMA 144V 2m Preamp £34.90  
MML 144/25 RF AMP £59.00  
MML 144/40 £77.00  
MML 144/100S New with Preamp £129.95  
MMT 432/144 2-70 Transvertor £184.00  
MMT 28/144 10m Transvertor £99.00  
MM 81MorseTalker £115.00  
MM 4000 RTTY  
SEE IT WORKING AT OUR SHOP £299.00 inc. keyboard  
Full range stocked

**STANDARD**

CPB 58 £79.50  
CPB 78 £67.50  
C78 70cm Portable £219.00  
C58 2mtr. Port ssb/FM £239.00  
CMB8 Mounting tray £19.95  
CL8 Carry case £6.95  
Battery charger 7.95  
Set Nicads. 11.00

**ROTATORS ETC**

DIAWA  
DR7600X £135.00  
DR7600R 144.00  
DR7500R £105.00  
KENPRO  
KR250 £44.00  
KR400 £90.00  
HAM IV £189.00  
CHANNEL MASTER 9502 £50.00  
CN620 1.8-150MHz  
Pwr/swr £52.00  
CN2002 2.5 kW PEP auto ATU £190.00

**DATONG**

PCI G/C converter HF on 2mtr £120.75  
VLF very low frequency converter £25.30  
FL1 frequency agile audio filter £67.85  
FL2 multimode audio filter £89.70  
ASP/B auto RF speech processor (Trio) £79.35  
ASP/A auto RF speech processor (Yaesu) £79.35  
D75 manually controlled RF Sp/Processor £56.35  
RFC/M RF speech clipper module £26.45  
D70 Morse totor £49.45  
AD270 indoor active antenna £37.95  
AD370 outdoor active antenna £51.75  
MPU1 PSU for above £6.90

**CUSHCRAFT ANTENNA**

HF, A3 20/15/10 3 ele beam 8dB £170.00  
ARX 2B Ring Ranger 6dB vertical £32.00  
144-10T x YAGI £38.95  
144-20T x YAGI £55.00  
AV3 20.15.10 Trapped vertical £39.95  
CS100 Speaker £13.50  
A144.44 ele Yagi £18.25  
A144.77 ele Yagi £23.00  
A144.11 11 ele Yagi £29.95  
ARX2K Conversion Kit RINGO  
Mkl to Ringo MklII £14.18  
214B 14 ele boomer 05.2dB £59.95

**RECEIVERS ALL ON SPECIAL OFFER -**

R600 Trio/Kenwood } POA  
R1000 Trio/Kenwood } PHONE  
FRG7 Yaesu } HOT LINE  
FRG7700 Yaesu } 01-556 1415  
FRG7700 Memory }  
FR7700 Tuner }  
FRV7700 A/B/C/D/E Convertors }  
TC2001 inc. M/Adaptor £148.00 }  
SEARCH II £55.00 }



**ICOM PORTABLES**  
IC2E FM 2m £159.00  
IC202 SSB £169.00  
IC402 70cm £242.00  
IC4E FM 70cm £199.00

All accessories available - see below

**ICOM MULTIMODES**



IC251 2m £495.00  
IC451 70cm £366.00  
IC290 2m

**ICOM FM MOBILES**



IC24G £165.00  
IC25E £259.00

**ICOM 720A G/C**



IC720A 200W £883.00  
PS15 Power Supply £99.00  
PS20P/S with speaker £130.00  
IC730 See panel, below left

**ALL ACCESSORIES AVAILABLE - PLUGS SKTS CO-AX 2MTR COLINEAR £31.50, 70CM COLINEAR £31.50**



PRICES INCLUDE VAT AT THE PRESENT RATE OF 15%  
OPEN MON-FRIDAY 9:00-5.30. SATURDAY 10:00-3.00. INSTANT HP FACILITY AVAILABLE  
EASY ACCESS M2-M11-M1 NORTH CIRCULAR ROAD-EASY PARKING





# STEPHENS-JAMES LTD.

47 WARRINGTON ROAD, LEIGH, LANCS. WN7 3EA  
Telephone (0942) 676790




LANCASHIRE & THE NORTH WEST'S LEADING RETAILER IN AMATEUR RADIO. 20 YEARS SERVING THE AMATEUR'S BY AMATEURS SPECIALIZING ONLY IN AMATEUR RADIO EQUIPMENT.

THE ONLY APPROVED TRIO DEALER FOR NORTH WEST ENGLAND



**TR7730** the new compact 2m Transceiver



**TR2300**

TR2300 2m Synthesised Portable Transceiver. We have lost count of the number of this model we have sold over the last 12 months. Hikers, campers, climbers, you can hear them all over the country and reliability which is the essence of TRIO equipment. **£166.75**

<b>JAYBEAM</b>	
5Y/2M 5 element yagi.....	£12.08
8Y/2M element yagi.....	£15.53
10Y/2M 10 element.....	£33.35
PBM/14/2m. 14 element Parabeam.....	£48.30
5XY/2m. 5 element crossed yagi.....	£24.73
8XY/2m. 8 element crossed yagi.....	£31.05
10XY/2m. 10 element crossed yagi.....	£40.83
Q4/2m. 4 element Quad.....	£25.88
Q6/2m. 6 element Quad.....	£33.93
D5/2m. 5 over 5 slot fed yagi.....	£21.85
D8/2m. 8 over 8 slot fed yagi.....	£29.33
UGP/2m. ground plane.....	£10.12
MBM48/70cms. Multibeam.....	£31.06
MBM88/70cms. Multibeam.....	£42.55
TAS 1/2m. Whip mobile.....	£15.30
C5/m. Colinear.....	£47.73
C8/70cm. Colinear.....	£54.05
D15/1296 23cm. Antenna.....	£36.80
Carriage on Antennas £4.50.	



**TR7800**

Continuing TRIO's policy of presenting the Radio Amateur with the finest equipment available, we were pleased to announce the NEW TR7800 2m FM Mobile Transceiver. 15 memory channels - Priority channels with simplex  $\pm 600$  KHz or non-standard operation - "Priority alert" bleeps when signal on M14 priority channel. Frequency coverage 144.00, 145.955 in switchable 5 KHz or 25 KHz steps. Front keyboard for selecting frequencies, programming memories and controlling scan function. ALL THIS and MORE for **£284.97**.



**TRIO R1000**

**R1000 Receiver** **£297.86**  
The latest general coverage from Trio. Frequency coverage 200 KHz to 30 MHz in 30 bands. Using an advanced PLL system. Full digital readout. Three filters 12 KHz for AM - 6 KHz narrow AM and 2.7 KHz SSB. Also incorporates a noise blanker. Operation is from 100-240V AC or 12V DC.




**TR9000**

The TR9000 is a compact lightweight 2 mtr. FM USB/LSB/CW Transceiver with an outstanding array of functions. FM1 for 25KHz steps (for mobile use) FM2 for precise 100 Hz steps (for base station use). Microcomputer control giving many advanced features. Built in 5-channel memory. New type microphone with UP/DOWN switching. Built in high performance. N. Blanker. Side tone for CW. **£374.90**

<b>TRIO</b>	
TS830S HF Transceiver.....	£694.83
AT230 All band Antenna Tuner/SWR.....	£119.83
TS530S HF Transceiver.....	£534.98
SP230 Speaker.....	£34.96
DFC230 Digital remote control.....	£179.86
TS130S Solid State HF Transceiver.....	£525.09
TS130V Solid State HF Transceiver.....	£445.05
PS20 Power supply.....	£49.45
PS30 Power supply.....	£88.55
AT130 Antenna Tuner.....	£79.12
TL922 2 KW Linear Amplifier.....	£624.91
TR2300 Portable 2m Transceiver.....	£166.75
TR2500 Hand Held 2m Transceiver.....	£207.00
TR7730 compact 2m Transceiver.....	£247.94
TR7800 25 watt 2m FM Transceiver.....	£284.97
TR7850 40 watt 2m FM Transceiver.....	£314.87
TR9000 2m Multimode Transceiver.....	£600.00
TR9500 70cm Multimode Transceiver.....	£449.88
TR8400 70cm FM Mobile Transceiver.....	£334.88
R1000 Solid State Receiver.....	£297.85
R600 Solid State Receiver.....	£235.00

Full range of TRIO Accessories stocked.

<b>DATONG PRODUCTS</b>	
PCI General Coverage Converter.....	£120.75
Low Frequency Converter.....	£25.30
FL1 Frequency Audio Filter.....	£67.85
FL2 Multi-Mode Audio Filter.....	£89.70
Automatic RF Speech Clipper.....	£79.35
RF Speech Clipper.....	£26.45
D70 Morse Tutor.....	£49.45
AD370 Active Antenna (outdoor).....	£51.75
AD270 Active Antenna (indoor).....	£37.95
2M Converter.....	£35.65
Keyboard Morse Sender.....	£129.00



**MOD. 1210 S**

**SOLID STATE STABILISED POWER SUPPLIES**  
Maximum ratings quoted. Prices include postage.  
Model 125 10-15V 5 amp..... **£29.50**  
Model 156S 4-15V 5 amp Twin Meter..... **£40.00**  
Model 1210S 4-20V 10 amp Twin Meter..... **£75.00**

<b>RECEIVERS AND TRANSCEIVERS</b>	
SR9 Tunable 144-146MHz Receiver.....	£46.00
R512 Aircraft Band Scanning Receiver.....	£135.00
Regency Digital Flight Scan Synthesised Aircraft Band Receiver.....	£215.00
Yaesu FRG7 Receiver.....	£199.00
'Sky ACE' Hand Held Aircraft Band Receiver.....	£49.50
AR22 2m Hand Hold Receiver.....	£83.00
R528 Hand Held Aircraft Receiver.....	£68.50
FXI Station Wavemeter.....	£28.00
2-way Antenna Switch 3-30MHz.....	£5.00
3-way Antenna Switch 3-30MHz.....	£10.00
FDK 700EX Transceiver.....	£199.00
FDK 750E Transceiver.....	£299.00
DL50 50 watt 5 ohm Dummy Load.....	£6.50
DL500 Dummy Load/Wattmeter 1 Kw. 3-400MHz-50 ohms.....	£38.00



**J.R.C. NRD515D**

General coverage receiver 100 KHz to 30 MHz fully synthesised. Digital readout PLL synthesiser with rotary type encoder pass band tuning - modular construction. **£1,096.00**  
Matching Transmitter Solid State 100 Watts available.

**ACCESS & BARCLAYCARD facilities. Instant HP service. Licensed Credit Broker - quotations upon request.**

Try our new "Overnite" service for £6.00. Guaranteed 24 hour service if order placed before 11 a.m. (except North GM). Part exchange always welcome. Spot cash paid for good clear equipment. If you have equipment surplus to your requirement we would be pleased to sell this on commission for you.

Shop Hours: 9.30 to 5.30 Monday to Friday. 4.30 p.m. Saturday.

No parking problems. Turn at the Greyhound Motel on the A580 (East Lancs.) Road. S.A.E. with all enquiries. 25p will bring you latest information and prices. Postage carriage extra.

ALL OUR PRICES INCLUDE VAT  
SEND S.A.E. FOR OUR UP-TO-DATE SECONDHAND LIST.

**FULL RANGE OF DIAWA ANTENNA ROTATORS, SWR METERS, AUTOMATIC ANTENNA TUNERS, WELL SWR METERS AND ATU'S IN STOCK. ALSO AVAILABLE FROM STOCK G4MH MINIBEAMS AND A WIDE RANGE OF HY-GAIN ANTENNAS**

MN7 ATU/RF Meter 250 Watts.....	£124.20
MN2700 ATU 2KW.....	£207.00
DL 300 Dummy Load 300 Watts.....	£20.70
DL 1000 Dummy Load 1KW.....	£37.95
TV 3300 Low Pass Filter.....	£18.40
AK 75, Doublet Antenna 132' top with 470 ohm Feeder.....	£23.00

**TRIO TS530S NEW £534.98 ALL BAND HF TRANSCEIVER**



**TS830S HF SSB TRANSCEIVER £694.83**

The new TS830S, the latest from TRIO. A high performance, very affordable HF SSB/CW transceiver with every conceivable operating feature built in for 160 through 10 metres (including the new three bands). The TS830S combines a high dynamic range with variable bandwidth tuning (VBT), IF shift and an IF notch filter, as well as very sharp filters in the 455 KHz second IF. Together with the optional VFO230 (remote digital display VFO) which provides split frequency operation and 5 memories for frequency hold, the amateur has available today's advanced technology linked to the proven reliability and exceptional linearity of a valve PA.

- ★ VBT variable bandwidth tuning
- ★ IF notch filter
- ★ IF Shift
- ★ Various filter options
- ★ Built in digital display
- ★ 6146B final with RF negative feed-back
- ★ Optional Digital VFO for increased flexibility
- ★ Innovative PLL system of frequency generation
- ★ RF speech processor
- ★ Adjustable noise blanker level
- ★ Adjustable audio tone
- ★ RF attenuator
- ★ RIT/XIT
- ★ SSB monitor circuit
- ★ Expanded frequency coverage

# AMATEUR ELECTRONICS UK

Your number one source  
for **YAESU MUSEN**



## FT-ONE SUPER HF TRANSCEIVER

This is the latest and most exotic product from YAESU's superb design team. The new FT-ONE provides continuous RX coverage of 150KHz - 30MHz plus all nine amateur bands (160 thru 10m). All mode operation LSB, USB, CW, FSK, AM, \*FM • 10 VFO system • FULL break-in on CW • audio peak filter • notch filter • variable bandwidth and IF shift • keyboard scanning and entry • RX dynamic range over 95 dB! and NO band switch!!!

**\*OPTIONAL**


## FT-101ZD Mk III



YAESU's FT-101ZD **WITH FM** is the most popular HF rig on the market thanks to its very comprehensive specification and competitive price. Incorporates notch filter, audio peak filter, variable IF bandwidth plus many other features.

## FT-902DM Competition grade HF transceiver

The YAESU world famous pace-setter with the acknowledged unbeatable reputation. 160 thru 10 metres including the new WARC bands. All-mode capability, SSB, CW, AM, FSK **and FM** transmit and receive. Teamed with the FTV-901R transverter coverage extends to 144 & 430MHz.



## FT-707 All solid-state HF mobile transceiver



The definitive HF mobile rig, digital, variable IF bandwidth, 100watts PEP SSB, AM, CW (pictured here with 12 channel memory VFO). Latest bands



## FRG-7700 High performance communications receiver

YAESU's top of the range receiver. All mode capability, USB, LSB, CW, AM **and FM** 12 memory channels with back up. Digital quartz clock feature with timer. Pictured here with matching FRT-7700 Antenna tuner and FRV-7700 VHF converter.



**NEW!** **FT-230R 25 watt 2metre FM mobile**

**£239.00**  
Including VAT


- Two independent VFO's
- 10 memories
- Priority function
- Memory and band scan
- 12.5/25 KHz steps
- Large LCD readout.

**FT-708R and FT-208R Synthesized UHF/VHF transceivers**

The new FT-708R and FT-208R provide new dimensions in operating flexibility for the discerning 70 cm and 2m operator. LCD display, 10 memories, memory and bandscan, priority function, internal lithium battery back-up. RF output FT-708R, 200mW low, 1 watt high, FT-208R, 300mW low, 2.5 watts high.

NC8 Charger DC PSU

FT-708R FT-208R



**FT-480R High technology all-mode 2metre mobile**



The most advanced 2 metre mobile available today - USB, LSB, FM, CW full scanning with priority channel, 4 memory channel, dual synthesized VFO system

**FT-780R All-mode 70 cm mobile**



4 memories, memory and bandscan from microphone, conservative 10 watts out - All the features of the FT-480 on 70cm.

**FT-290R All-mode 2m portable**



10 memories, 2 VFO's, LCD display, C size battery, easy car mounting tray, 2.5 watts out.

**AGENTS**

- NORTH WEST - THANET ELECTRONICS LTD. GORDON, G3LEQ. KNUTSFORD (0566) 4040.
- WALES & WEST - ROSS CLARE. GW3NWS. GWENT (0633) 880 146.
- EAST ANGLIA - AMATEUR ELECTRONICS UK - EAST ANGLIA. DR T THIRST (TIMI G4CTT). NORWICH 650966 0632
- NORTH EAST - NORTH EAST AMATEUR RADIO. DARLINGTON 0325 55969
- SOUTH EAST - AMATEUR ELECTRONICS. UK - KENT KEN McINNES. G3FTE. THANET (0843) 291297



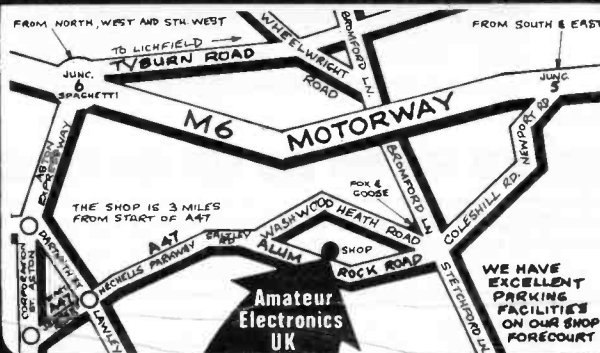
As factory appointed distributors we offer you - widest choice, largest stocks, quickest deal and fast sure service right through -



or attractive H.P. terms readily available for on-the-spot transactions. Full demonstration facilities. Free Securicor delivery.

**Amateur Electronics UK**  
**508-516 Alum Rock Road - Birmingham 8**  
**Telephone: 021-327 1497 or 021-327 6313**  
**Telex: 337045**  
**Opening hours: 9.30 to 5.30 Tues. to Sat. continuous - CLOSED all day Monday.**

**WHERE TO FIND US**



# AMATEUR RADIO EXCHANGE




**"Cheap, Cheap, Cheap"** he went...

Of course we all like a bargain, but buying sophisticated electronic equipment on the basis of the cheapest price is distinctly dicey if the after-sales back-up is not what it should be.

So, although Bernie has always believed in being highly competitive, we have never lost sight of the need for good service too. Now, in our new premises near Ealing Common, we have the space for a fully equipped Servicing Department on the spot where repairs can be carried out by trained engineers on our staff rather than by the first friendly amateur to walk through the door with a soldering iron in his hand!


What's more, we now propose to go on giving Guarantee service not just for one but for **two years** on all major items of equipment.

Where else can you get that and a cup of Brenda's coffee too?



## FT-101

Are you about to upgrade to an 'A' licence, or are you taking your G4 straight away? Either way, why not start listening right now on a YAESU FT-101 transceiver? It's at least three ways better than the average general coverage receiver...



better for selectivity, better for sensitivity, better for stability...

**YAESU FT-290R TUNE-UP**

- 3SK88 FET front end
- Re-align front end
- 144-148MHz coverage
- 4 step intervals on FM – 5/10/12.5/25kHz
- Listen on repeater input

**24-HOUR SERVICE ONLY £23**

## FT-230R

Yaesu's newest 2m FM mobile featuring special LCD illumination for clear readability under all lighting conditions from total darkness to direct sunlight.

- Phone for price and full specification details, but other points to note are
- 25W out
  - 10 memories, with select or scan facility
  - Memory Recall and Priority Recall command switch
  - 2 independent VFOs for working odd repeater splits etc.



Ever wanted to decipher all those funny morse code (CW) and radio teletype (RTTY) noises you hear on your communications receiver? Well, now you can—with the new TASCO telereader CWR-680.

Simply connect the input side of the Telereader to your receiver or transceiver, and the output either to a domestic TV (UHF) or to a proper VDU which we can also supply. RTTY and CW will be automatically demodulated and displayed on the screen, CW at speeds of up to 250 characters per minute, RTTY at between 45.5 and 110 Bauds.

**£189** inc. VAT

**373 UXBRIDGE ROAD, ACTON, LONDON W3 9RH**  
**Tel: 01-992 5765/6/7** Just 500 yards east of Ealing Common station on the District and Piccadilly Lines, and 207 bus stops outside.

**136 GLADSTONE STREET, ST HELENS, MERSEYSIDE**  
**Tel: 0744 53157** Our North West branch run by Mike (G4NAR), just around the corner from the Rugby Ground.

Closed Wednesday at Acton and Monday at St Helens, but use our 24-hour Ansafone service at either shop.

LICENSED CREDIT BROKERS • Ask for written quotation.  
 INSTANT HP AND 12 MONTHS NO-INTEREST HP TERMS AVAILABLE  
 FOR LICENSED AMATEURS AND BANK/CREDIT CARD HOLDERS  
 Credit card sales by telephone



Phone for up-to-date price information, or send 50p for our full Stock List (refundable against any purchase over £5).



## ADVERTISERS' INDEX

	Page
Amateur Electronics UK.....	128, 129, 162
Amateur Radio Exchange.....	130
Amcomm Services.....	164
Arrow Electronics Ltd.....	165
J. Birkett.....	171
Bredhurst Electronics.....	118
British National Radio and Electronics School.....	169
Cambridge Kits.....	170
Catronics Ltd.....	163
Colomor Electronics Ltd.....	170
Datong Electronics Ltd.....	119
Granville Mill.....	172
G2DYM Aerials.....	170
G3HSC (Rhythm Morse Courses)...	170
Heathkit.....	167
D. P. Hobbs Ltd.....	172
Johns Radio.....	172
K.W. Communications Ltd.....	164
Lee Electronics Ltd.....	166
Leeds Amateur Radio.....	166
H. Lexton Ltd.....	126
Lowe Electronics Ltd.....	<i>front cover,</i> <i>inside front cover,</i> 117
Microwave Modules Ltd.....	163
muTek Ltd.....	171
North West Communications.....	165
Partridge.....	166
P.M. Electronics Services.....	171
Polemark Ltd.....	171
Quartslab Marketing Ltd.....	162
Radio Shack Ltd.....	160
Royal Naval Reserves.....	161
R.T. & I. Electronics Ltd.....	169
S.E.M. ....	160
Small Advertisements.....	167, 168, 169, 170
South Midlands Communications Ltd.....	122, 123, 124, 125
Spacemark Ltd.....	172
Stephen-James Ltd.....	127
S.W.M. Publications.....	<i>back cover,</i> <i>inside back cover,</i> 170, 172
Thanet Electronics Ltd.....	120, 121
T.M.P. Electronics.....	172
Uppington Tele/Radio (Bristol) Ltd.....	168
Reg Ward & Co. Ltd. ....	171
Waters & Stanton Electronics.....	132
Geoff Watts.....	172
W. H. Westlake.....	170
Wood & Douglas.....	168

# SHORT WAVE MAGAZINE

(GB3SWM)

ISSN: 0037-4261

---

Vol. XL	May, 1982	No. 463
---------	-----------	---------

---

## CONTENTS

	Page
<b>Editorial</b> — “VP8” and “Information”.....	133
<b>VHF Bands</b> , by N. A. S. Fitch, G3FPK.....	134
<b>Modifying the KW-2000A Transceiver for 10 MHz</b> , by P. C. Cole, G3JFS.....	138
“SWL” — <i>listener feature</i> .....	140
<b>The Other Man’s Station</b> — G3WRO.....	143
<b>An HF Dummy Load</b> , by I. D. Poole, G3YWX.....	143
<b>Bits for “Ben”</b> , by Rev. G. C. Dobbs, G3RJV.....	144
<b>The Altron SM30 Aerial Mast and Altron QM1 Aerial Mounting</b> — <i>Product Reviews</i> .....	146
<b>The muTek SLNA 144S Preamplifier</b> — <i>Equipment Review</i> .....	147
<b>Modifying the TR-2300 for QRO Output</b> , by Frank Avenia, G4MWM.....	148
<b>A Utility Chassis for the FRG-7 Receiver</b> , by H. N. Kirk, G3JDK.....	149
<b>Basics for the SWL and R.A.E. Candidate, Part V</b> .....	150
“A Word in Edgeways” — <i>Letters to the Editor</i> .....	152
<b>Clubs Roundup</b> , by “Club Secretary”.....	153
<b>Communication and DX News</b> , by E. P. Essery, G3KFE.....	157

*Editor:* PAUL ESSERY, G3KFE/G3SWM  
*Advertising:* Charles Forsyth

*Published at 34 High Street, Welwyn, Herts. AL6 9EQ, on the last Friday of the month, dated the month following.*  
*Telephone: 04-3871 5206 & 5207*

**Annual Subscription:** *Home:* £8.40, 12 issues, post paid  
*Overseas:* £8.40 (\$17.00 U.S.), post paid surface mail

*Editorial Address:* Short Wave Magazine,  
34 High Street, Welwyn, Herts. AL6 9EQ, England.

*Prices shown in advertising in this issue do not necessarily constitute a contract and may be subject to change.*

### AUTHOR’S MSS

*Articles submitted for Editorial consideration must be typed double-spaced with wide margins on one side only of A4 sheets. Photographs should be lightly identified in pencil on the back with details on a separate sheet. All drawings and diagrams should also be shown separately, and tables of values prepared in accordance with our normal setting convention — see any issue. Payment is made for all material used, and it is a condition of acceptance that full copyright passes to the Short Wave Magazine, Ltd., on publication.*

*Short Wave Magazine Ltd.*

E. & O. E.      VAT Reg. No. 239 4864 25

131

# WATERS & STANTON ELECTRONICS

18/20 MAIN ROAD, HOCKLEY, ESSEX. TEL (0702) 206835

CALL IN AT OUR SUPER STORE  
LARGEST STOCKS IN SOUTH EAST

TELEPHONE YOUR CREDIT CARD NO.  
SAME DAY DESPATCH

SEND CHEQUE OR P.O.  
BY RETURN DESPATCH

NOW STOCKING SONY VIDEO - C5 RECORDERS £439

**TRIO** - Official UK Dealers  
New R600 RECEIVER

£235



It really is a fantastic performer!

		£	car.
TS830S	160-10m transceiver	694.00	n.c.
VFO 230	Digital VFO	215.00	5.00
AT230	All band ATU	119.00	5.00
TS530	160-10 metre transceiver	534.00	5.00
VFO 240	External VFO	92.00	5.00
PS30	AC power supply for TS180S	88.50	5.00
TS130S	8band 200W mobile transceiver	525.00	n.c.
TS130V	8band 20W mobile transceiver	445.00	n.c.
TL120	200W pep linear	144.00	2.00
MB100	Mobile mount	17.00	1.00
VFO 120	External VFO	85.00	2.00
SP120	External speaker unit	23.00	2.00
AT130	100w antenna tuner	79.12	1.30
MC50	Deluxe desk microphone	25.75	1.50
MC35S	Fist mic. 50K impedance	13.80	0.75
MC30C	Fist mic. 500ohm impedance	13.80	0.75
LF30A	HF low pass filter	17.90	1.00
TS780E	2m/70cm all-mode duobander	748.00	n.c.
TR9000	2m multimode mobile	359.00	n.c.
BO9	Base plinth for TR9000	34.95	2.00
TR7800	2m FM synthesised mobile 25W	284.00	2.00
TR2300	2m FM synthesised portable	166.00	2.75
TR2500	2m FM handheld transceiver	207.00	2.00
R1000	Gen. Cov. Receiver	297.00	n.c.

**YAESU** - Good stocks. Good prices & on the spot service  
LATEST FRG7700 IN STOCK

£319  
car. £5



FT101Z	160-10m 9band trans. FM	590.00	n.c.
FT101ZD	as above with digital FM	645.00	5.00
FT707	80-10m 8 band trans. 10w	549.00	5.00
FP707	230v AC PSU	125.00	5.00
FC707	160-10m atu	85.00	2.00
FV707DM	Digital vfo for FT707	203.00	5.00
MMB2	Mobile mount	16.00	1.00
FL2100C	160-10m 1200 watt linear	425.00	5.00
FT902DM	160-10m 9 band receiver	885.00	n.c.
FC902	All band ATU	135.00	5.00
FT208	2M FM synthesised handheld	209.00	n.c.
FT708	70cm synthesised transceiver	219.00	n.c.
NC9C	Compact trickle charger	8.00	1.00
FT480R	2m 10w SSB/CW/FM transceiver	365.00	2.00
FT290R	2m portable synthesised multimode	249.00	n.c.
NC11C	240V trickle charger	8.00	0.75
FRG7	General coverage receiver	199.00	n.c.
FRG7700	1981 version of FRG7000	329.00	5.00
FRG7700	Antenna tuning unit	37.85	0.75

SEND S.A.E. FOR 16 PAGE FULL CATALOGUE



**ICOM** - the full range stocked  
IC720A DELUXE HF TRANSCEIVER

£879



IC730	HF mobile transceiver 8band	586.00	n.c.
IC720A	HF transceiver and gen. cov. receiver	883.00	n.c.
PS15	Power supply for 720A	99.00	3.00
IC251E	2m multimode base station	499.00	n.c.
IC25E	2m synthesised compact 25w mobile	259.00	n.c.
IC290E	2m multimode mobile	366.00	n.c.
IC2E	2m FM synthesised handheld	159.00	n.c.
ICL1/2/3	Soft cases	3.50	0.50
ICM9	Speaker Microphone	12.00	0.75
ICBC30	230v A.C. Base charger & hod.	39.00	1.50
ICBC25	230v A.C. Trickle Charger	4.25	0.75
ICCP1	Car Charging Lead	3.20	0.50
ICBP2	6v. nicad pack for IC2E	22.00	1.00
ICBP3	9v. nicad pack for IC2E	17.70	1.00
ICBP4	Empty case for 6x AA nicads	5.80	0.75
ICBP5	11.5v nicad pack for IC2E	30.50	1.00
ICDC1	12v Adaptor Pack for IC2E	8.40	0.75
ICML1	10w booster	49.00	1.00

**FDK** - Sole UK Distributors  
2M ALL-MODE M750E

£289



FREE CREDIT ON THE ABOVE MODEL

M700EX	2m FM 25w 12 1/2/25kHz trans.	189.00	n.c.
M.750E	2m FM/SSB/CW 144-146 trans.	289.00	n.c.
Expander	70cm transceiver	199.00	n.c.
PS750	230v AC 6amp psu	69.00	2.50
T1200	2m/FM synthesised handheld transceiver	179.00	n.c.
P11	2m FM 6 channel portable	89.00	n.c.
Palm IV	70cm FM 6 channel portable	149.00	n.c.
TB1	1750Hz tone burst	10.00	n.c.
TM56B	2m FM monitor	89.00	n.c.
CC2	Case for Palm II/IV	5.75	0.50
BC2	230V AC battery charger	4.50	0.50
Xtals	for Palm II and Palm IV	3.00	0.15

**FDK M700EX** - 2M FM 25W  
BRITAIN'S NUMBER ONE SELLER!

£199



**KILL TVI DEAD**

**HP4A**  
with braid beaker

£5.95

The filter that has been purpose designed for the UK TV system by one of Japan's most respected electronics manufacturers. Unbeatable performance - order yours today.

IT REALLY WORKS



**SPRING BARGAINS**

**YW-3 SWR METERS 3-150MHz**  
The best we know at the price!

£11.95  
p&p 75p



**DATONG MORSE TUTOR D70**

Self contained electronic morse sender £49.45 post free



**NEW**

**COMMERCIAL GRADE 1KW 80-10M DIPOLES**

Cancelled export order. 118ft long with 50ft coax feeder. 14swg alloy wire plus traps and all hardware.

(limited stocks) **£39** + £2 p&p

**NEW**

**SWL 50ft DIPOLE**

Ideal for Yaesu and Trio receivers. Everything you need inc. 50ft coax. 3-30MHz coverage. Optional atu AT1000.

**£24.95** p&p £1.50

Prices correct at time of going to press. Carriage charges in brackets.

**18-20 MAIN ROAD, HOCKLEY, ESSEX**

OPEN MON-SAT 9-5.30 E.C. WED 1.00 PM

FASTEST MAIL ORDER SERVICE IN THE BUSINESS!

**AZDEN** - Sole UK distributors  
The amazing PCS3000 with remote control head - SAE for brochure

£219  
2M 25W



PCS3000	2m 25W FM transceiver with det. head	219.00	n.c.
ECK3000	Option cable kit for remote head	25.00	n.c.
PCS300	2m 3W FM handheld + Ni-Cads & Charger	184.00	n.c.

Speaker Mic.	For above	t.b.a.
Case	For above	t.b.a.

**AZDEN PCS300**

The ultimate in handhelds!

For full spec. Send for brochure

**£184**

**GLOBAL AT1000 ATU**  
SWL ATU

£32  
p&p £1.75



Purpose designed for R1000, R300, FRG7 and FRG7700.



FOR THE RADIO AMATEUR AND AMATEUR RADIO

# The SHORT WAVE Magazine

## EDITORIAL

### VP8

A glance at the *Call Book* reveals just how many licensed amateurs there are on the Falkland Islands: 400 or so — which represents nearly a quarter of the total population — and their part in passing on news of the Argentinian invasion is widely known. As this is written (just after Easter) we understand that, sadly, their equipment has been confiscated: a distressing, though obvious, action by the invading forces.

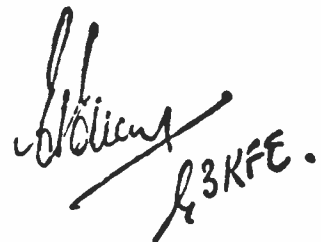
To all VP8's, and indeed the entire population, we extend a message of support and solidarity on behalf of U.K. radio amateurs in this time of crisis, and express the fervent hope that the issue can be resolved without violence and to the satisfaction, as the first priority, of all inhabitants of the Falkland Islands.

### Information

Legal CB seems to have resulted in many CB-ers being bitten by the real radio bug. They are ripe for amateur radio, but how can they find out about it? Some will have amateur friends, some will by their own efforts find out about *S.W.M.* and/or the RSGB and write-in or ring for all the gen. But there is still a majority out there quite unaware of how to widen their radio horizons.

Now, since the January 1982 issue, *Short Wave Magazine* has been available to the general newstrade on sale-or-return (this means that any copies which remain unsold can be returned to us for credit — in other words, your local newsagent can't lose!), and herein lies a possible part-solution to the situation outlined above, and an area where readers can help: get your newsagent to have a good display of *S.W.M.* on his shelves, next to the CB magazines. Perhaps that way. . . .

Also, if your local club doesn't usually report to us, let us have details of the contact man. If you don't want this published, OK: but at least we will be able to direct enquiries from CB-ers to the right person in his district. That way the enquirer is helped, the club may gain a new member, and we may gain a new reader!



G. Williams  
G3KFE.

WORLD-WIDE COMMUNICATION

# VHF BANDS

NORMAN FITCH, G3FPK

## VHF Convention

MARCH 20 was the occasion of the second RSGB VHF Convention to be held at the Sandown Park Racecourse. The trade show attracted thirty-two exhibitors, and special interest groups such as AMSAT-UK, BATC, BARTG and, of course, the RSGB. There was the obligatory Bring-and-Buy stall. The Tote Hall is a very large area, big enough to accommodate all the stands, and the 1,300-plus visitors, in comfort and a far cry from the cramped conditions at the previous Winning Post Hotel venue.

There was a vast amount of stuff to buy, from utter junk, through state-of-the-art low noise preamps., to expensive multimode transceivers. British manufacturers do not offer anything to compete with the oriental products such as the FT-225RD, TR-9000, IC-290, etc., but do excel in the accessories market. Mostly, these products are better than any bought from abroad and mention must be made of *Microwave Modules Ltd.*, *muTek Ltd.*, *Packer Communications*, *SOTA Communication Systems Ltd.*, *Wood and Douglas* and *Davtrend Ltd.* The keen interest in VHF/UHF aerials was catered for by *muTek Ltd.*, showing the German *H.A.G.* range, based on Günter Hoch's (DL6WU) "doubly optimised" designs; *Randam Electronics* with the popular French *Tonna* products; and *Halbar*, a recent British newcomer to the field.

Highlight of the Convention, for serious VHF/UHF buffs, are the lectures. Your scribe, and scores of others, were looking forward eagerly to Oscar Bäckman's (SM5CHK) talk on aerial gain measurements, which immediately followed the opening address by RSGB Executive Vice-President Bob Barrett, GW8HEZ. The background to these tests were the annual VHF meetings at Ännaboda in 1979 and 1980 during which some 100 different aerials were tested. This is such a fascinating subject that it will be reported in some detail.

Oscar reminded us what dBd. and dBi. mean — dB. gain over a dipole and over an isotropic radiator, respectively. He introduced two more units; dBdM, meaning Manufacturer's claimed gain over a dipole, and dBdÅ, signifying the actual gain figures from the Ännaboda

measurements. Most listeners were aware that their aerials seem to work better at some heights than at others and this is due to the wave reflected from the ground a few wavelengths in front of the aerial adding to that radiated horizontally. Of course the opposite can happen, too. To eliminate ground wave enhancement, it is essential to absorb any energy from it and prevent it reaching the target aerial.

The technique used at Ännaboda was to erect two wire fences between the aerial under test and the target one. These reflected back and/or absorbed the wave which would have otherwise reached the target aerial. This resulted in a close approximation to a free space environment, enabling very accurate comparisons to be made between the many test aerials. The target aerial chosen was the *Wisi UY10*, a German 8-ele. *Yagi* with two reflectors. This aerial was investigated by the Swedish military and its gain established as 9 dBd. with a very clean pattern and low, flat VSWR.

The test aerials were mounted on a telescopic, tilt-over mast on a trailer and could be wound down and tilted over very quickly, an essential requirement when so many tests were involved. The transmitter power was fed to the aerial under test and in the receiving tent the results were displayed on a *Hewlett-Packard* network analyser and photographed with a *Polaroid* camera. Allowances were made for mismatching in assessing the final gain figures. The top six 2m. aerials are listed below. The figure immediately after the type is the boom length in wavelengths and the figures in parentheses after the dBd. figures are the manufacturers' claimed gains at the time.

*KLM*; 3.2, 12.6 dBd. (15.5)

*Jaybeam* 14-ele. Parabeam; 2.9, 12.7 dBd. (13.7)

*Cushcraft* Boomer; 3.2, 12.8 dBd. (16.2)

*Cue Dee* 3.1, 13.0 dBd. (14.0)

*Tonna* 16-ele; 3.1, 12.2 dBd. (15.7)

The best gain for the boom length was a design by PAOMS with 11.5 dBd.

The *Jaybeam* resonated at 144.0 MHz and was 0.5 dB. down at 144.9 MHz. The *Tonna* resonated between 145 and 146 MHz and was 0.1 dB. down at 144.0 MHz. SM5CHK mentioned that the 7-ele. *Quad* design by GW4CQT, featured in *DUBUS Magazine* some years ago, was quite good with 10.7 dBd. gain. However, this 7-ele. aerial needs a *Balun* to achieve this result.

On 70cm., the biggest gain was from a huge, 8.6 wavelength *loop Yagi* home made with a 16.9 dBd figure. Two *Tonna* 21-ele. beams were tested, a new one yielding 15.8 dBd. and an old one 14.4 dBd. against a claimed figure of 16.9. These have a 6.6 wavelength boom. The other beams were:—

*Jaybeam* MBM88; 5.7, 15.5 dBd. (18.5)

*K2RIW*; 5.6, 15.4 dBd. (16.0)

It can be seen that all manufacturers claim more gain than was ever proven and

that some of the figures were very exaggerated. For example, in the case of the 2m. *KLM*, *Cushcraft* and *Tonna* aerials, two accurately phased beams would not give the gain claimed for one. What the measurements also reveal is that, for a boom length of about three wavelengths on 2m., there is not much difference between these aerials. So the choice is more of price and mechanical soundness. It was a pity that the new *H.A.G.* range were not available when these tests were conducted.

The next lecture attended by your scribe was John Nelson, G4FRX, on his pet subject of the 4CX-series of valves and their associated power supplies. This talk was based upon John's definitive *Magazine* articles. It can only be hoped that those newcomers, anxious to run high power on VHF and UHF, will heed his advice. By all accounts, the other lectures were well received.

The Social Evening was attended by 84 people and it was a great pleasure to be able to chat to friends without being deafened by loud music. Various VHF/UHF trophies and awards were presented during the evening. This year's VHF Convention must be judged a great success and congratulations are in order to all those who planned and realised the event. Even so, it was a pity that there were no facilities for visitors to test their preamplifiers, receivers, etc. Perhaps this can be provided next year?

## Awards News

Congratulations to Alan Owen, G4HMF, who becomes the 19th member of the 2m. QTH Squares Century Club, with 103 squares confirmed. The certificate was issued on March 11. Alan operates from Ipswich and his station now comprises a *Trio* TS-770E with an improved "front end," a single 4CX250B amplifier and a pair of 16-ele. *Tonna Yagis* at 65ft. The QTH is one of the highest points in Ipswich. All the QSLs were for SSB contacts and comprised two *via Ar*, the rest being *via tropo*.

Mike Lee, G3VYF, is the first QTHCC member to win a 250 sticker which was issued on March 9 for Certificate No. 7. Some very choice offerings here, such as LZ2KBI (LD) *via Aurora* — the first LZ-to-G, they reckon — UB5EAG (QI) *via E's* on CW, and CT1ASM/M (WY) on FM *via E's*.

On the VHF Century Club scene, certificate No. 345 for 2m. goes to Václav Homolka, OK1GA, who lives in Kutná Hora, about 60kms. east of Prague. The QTH is 280m. *a.s.l.* with a good take-off to the west, north and east, but the south is screened by a 360m. hill. The transceiver is a solid state one for CW, SSB and FM producing one watt which drives a 60w. PA. The aerials are a 10-ele. horizontal *Yagi* for DX and a 4-ele. vertical *Yagi* for FM. Václav has worked 142 squares and 36



countries on 2m. and is also QRV on 70cm. using a transverter from a DC6HY design. The 70cm. aerial is a 15-ele. *Yagi*.

2m. VHFCC award No. 346 goes to George O'Connor, G8OPS, who lives in the historic part of the city of Lincoln. Licensed in Feb. 1978, his station comprises a *Yaesu FT-225R* with a crossed 10-ele. *Yagi* aerial. He is QRV on 70cm. with a *Yaesu FT-780R* and *Jaybeam* 48-ele. *Multibeam* aerial. This claim was submitted by Pam Rose, G8VRJ, on George's behalf.

About the monthly tables; the Four Band one is an *annual* affair, as it states. One reader seems to think it is an all-time listing. Anyone may enter just by stating the counties and countries worked on any, or all, of the four bands. The QTH Squares table runs from Jan. 1, 1975 and is a cumulative listing. If you move less than 50kms. from the original QTH, you can carry on the scoring, otherwise start again. Also, up-grading from Class B to Class A makes no difference; carry on counting! The 23cm. table is a truly all-time one based on current, *administrative* counties such as Greater London and Powys and *not* Middlesex or Radnorshire.

**DX Notes**

The *HADRABS* Contest Group are planning a DX-Pedition to Andorra between June 6 and 11, priority being given to 70cm. No prior skeds. but they will be on the 20m. VHF net for arranging "same day" skeds. The callsign will be C31XV/P, operating on 144.185 and 432.185 MHz., SSB/CW. The proposed schedule is;— 144.185 MHz 06-09; 17-18; 20-21. 432.185 MHz 18-19; 21-22. Between 16 and 17; 19-20 and 22-23, they will monitor both bands, the choice depending on conditions. From 09-16, likewise, listening on 14.345 MHz VHF net. At 2300 closedown is suggested unless conditions warrant staying up. All times are GMT and G3VYF will be anchor man in England. QSLs to G8APZ. (QTHR).

The *R.A.F. Amateur Radio Society* is mounting a trip to the Scilly Isles between June 11 and 28, the basic object being to attempt transatlantic VHF communication possibilities. Callsigns are G3RAF/P and G8RAF/P and the location will be St. Mary's Island. The expedition is open to serving R.A.F. personnel who must be fully paid up members of the RAFARS and who hold current Class A or B licences. Twelve places are available and applications, stating *RAFARS* membership number, callsign, morse proficiency, previous expedition experience, service number, rank and parent unit should be made immediately to: The RAFARS, Administrative Secretary, R.A.F. Locking, Weston-super-Mare, Avon, BS24 7AA. The gear will consist of an *Icom IC-251E*, a large amplifier and six 11-ele. *H.A.G. Yagis*. Contact the above

for skeds. They will also be QRV on the HF bands.

Moroccan VHF operation is planned for the first week in July from YU square by F6CIS, who will be QRV on the 20m. VHF net. No further info. on times and frequencies yet. Other DX notes on page 101, last month, are still relevant.

**Sporadic E Study**

Serge Canivenc, F8SH, has written concerning the C.C.I.R. *E's* propagation study project outlined last month and stresses they need observations throughout the entire VHF spectrum from 30 to slightly beyond 200 MHz. Thus reports on reception of VOR beacons (108-118 MHz), and aeronautical transmissions (118-136 MHz), plus Band III (174-216 MHz) TV stations are important. Serge states that, whenever there is a long — over two hours — *E's* opening on 2m. with high signal strength levels, it is quite likely that Band III TV will be affected, too. It is very important to ascertain the upper frequency limit for *E's* reflexions. So far, it seems that 210 MHz would be the extreme limit. The bearings of the MOFs (Maximum Observed Frequencies) should also be recorded so that the drift of the *E's* clouds can be plotted in later analyses.

**Contest Notes**

The 432/1, 296/2, 304 MHz contest on May 1/2 is from 1400-1400 GMT. The 144 MHz low power — 25w. Tx output — event is on May 2, 0900-1700 GMT. The second leg of the 10GHz *Cumulatives* is on May 16, 0900-2000 GMT, and the May 22/23 weekend sees the 144 MHz contest which is a 1600-1600 GMT affair. The next *E-M-E* contest is from 0000 on May 1 to 2400 on May 2. In the Greenwich Meridian area, Moon set on May 1 is 0228, rising again at 1141. Moon set on the 2 is 0257, rising again on 1257, remaining above the horizon till after the end of the contest.

**The Satellite Scene**

First, *U-0-9*, or *UOSAT* as many still call it. The University of Surrey's command station has had more Tx problems and, at the time of editing, was trying to enlist the help of a suitably equipped station to transmit the necessary command signals to the "bird." The "Digitalker" has been activated again recently and seems to work satisfactorily. The gravity gradient boom has yet to be deployed and the HF beacons cannot be switched on till it is.

The European Space Agency has slipped one *ARIANE* launch, resulting in a further delay of the launch of the AMSAT Phase IIIB satellite. Sept. 15 is the presently advised date. Your scribe has tried to find out some data about the so-called "Mode L" transponder — 1,269 MHz uplink/436 MHz downlink — so that some idea of ground station

QTH LOCATOR SQUARES TABLE

Station	23 cm.	70 cm.	2 m.	Total
G3VYF	—	93	281	374
G3POI	—	—	354	354
GJ4IGD	1	97	208	306
G3IMV	—	—	296	296
DK3UZ	—	—	287	287
SP2DX	—	—	280	280
G3JXN	43	87	124	254
EA3LL	—	15	231	246
GJ8KNV	8	73	164	245
G4IJE	—	—	241	241
G4ERG	—	16	223	239
G3XDY	30	84	123	237
G3BW	5	31	191	227
G3COJ	24	74	126	224
G4IGO	—	17	207	224
9H1BT	—	11	210	221
G3CHN	—	—	214	214
G3PBV	14	65	125	204
G4DEZ	—	—	203	203
GM4COK	—	12	182	194
GW3NY	—	36	153	189
G3NAQ	—	58	128	186
G3FPK	—	—	180	180
G8HHI	6	52	121	179
G8VR	—	3	174	177
G8ATK	6	56	113	175
G2AXI	8	60	106	174
G4BWG	—	38	136	174
G4NFD	—	36	138	174
G3KEQ	—	—	173	173
G8KBQ	4	50	115	169
GM4CXP	—	25	144	169
G8MFJ	—	28	133	161
G4JZF	—	40	120	160
G4NBS	13	57	89	159
G4MCU	—	34	125	159
G4NOX	—	46	111	157
G4ERX	6	46	104	156
G4AWU	—	22	130	152
G4GFX	7	40	103	150
GW4EAI	—	—	150	150
G8CXQ	—	25	123	148
G8IXG	—	7	140	147
GD2HDZ	12	44	90	146
G8JJR	—	38	108	146
G8RZP	—	40	104	144
G8FMK	16	57	71	144
G8RZO	—	39	103	142
GJ8SBT	1	—	138	139
G8KAX	11	45	79	135
G4HFO	—	55	80	135
G4HMF	—	13	116	129
G8VRJ	8	28	88	124
G3FIJ	—	29	86	115
G8LFB	—	—	115	115
G8TGM	—	—	109	109
GM4IPK	—	—	102	102
G8KPL	—	7	91	98
G4GHA	—	—	95	95
G4MJC	—	12	76	88
G8JAG	—	7	81	88
G4IRX	—	—	85	85
GW3CBY	3	14	65	82
G4MUT	—	31	50	81
G4NWT	—	22	55	77
G8WUU	—	20	56	76
G8RWG	—	—	71	71
G8VFX	—	—	68	68
G4BVY	9	58	—	67
G4KXL	—	5	62	67
G8XMP	—	—	62	62
G6ADC	—	14	47	61
G8TIN	—	3	56	59
G6ECM	—	—	59	59
GM8OEG	—	—	58	58
G6DDK	—	4	53	57
G4CXL	—	4	52	56
G8LXY	—	20	34	54
G8XQS	—	—	47	47
G4LDY	—	3	41	44
G8MBI	—	1	40	40
G4NRG	—	1	36	37

Starting Date January 1, 1975. No satellite or repeater QSOs.

requirement can be advised. So far, such information has not been forthcoming. However, at maximum slant range of nearly 42,000kms., it would seem that considerable *e.r.p.* at 1,269 MHz may be necessary to gain access, and over 20 dB. of aerial gain at 436 MHz for reception would seem to be required.

## Six Metres

There was a meeting of the U.K. Six Metre Group during the recent VHF Convention. Ken Ellis, G5KW, was elected Chairman, Steve Richardson, G4JCC, Secretary, and Peter Turner, G4JIL, Treasurer. It was decided that the Committee should include one member from G, GI, GM and GW and Harold Rose, G4JLH, and Chris Tran, GM3WOJ, were elected, leaving GI and GW vacant. The aims of the group, set out in the inaugural notice of 2.11.81, were ratified. Suggestions that the group seek to negotiate directly with the Home Office to get permission to operate on 50 MHz were rejected by the Chairman as the RRGB has been doing this for some time.

John Baker, GW3MHW, writes that early February saw the end of the transatlantic season on 6m. The ZS beacons have been copied on Feb. 16 and BBC TV sound on 48.25 MHz was received the same day by ZS6PW. On the 19, TV sound on 53.25 MHz was copied, which Fred reckoned had never happened before. The ZS6DN beacon is now on 50.055 MHz. John uses an old *Halicrafters* S-36A with the "acorn" RF valves replaced by a 3N201 and 2N3819. His first 10/6m. crossband to ZS was on Mar. 11 this year, with ZS6LN. G4BPY heard the beacon ZS1STB on Mar. 10. The ZS5VHF beacon on 50.080 MHz is on all day and belongs to ZS5TR. On Apr. 1, between 1735 and 1755, John heard ZS6DN, ZS3E, ZS6AXO, ZS6PW and ZS6BMS (ex-G3HBW) who had rather spongy keying. ZS6BT was heard working G4GLT crossband. On Apr. 2, ZS6DN was heard briefly and weakly at 1628. ZD7BW is now on 6m. and has worked several JA stations.

## Four Metres

Syd Harden, G2AXI, added another four counties in the month of March, best DX being GM3WOJ (D & G) on the 28th. Syd now leads the annual table overall, and on 4m. Arthur Breese, GD2HDZ, added EI6DT (Dublin) for country No. 4 this year, plus five more U.K. counties, including G3VIP (Humberside) and G4FRO (Avon).

GW3MHW had his regular QSOs on the band in March and took advantage of the *Cumulatives* on Mar. 14 and 28th to work some new ones, such as G4KPZ and G4EQR. G8VN is back again with a new transverter. John asks that operators spread out more, since the band is quite wide. He reckons he missed some stations due to this crowding in the contest sessions. He is having a bit of a rebuild of his 4m. Tx at the XM60d QTH and gets a lot of satisfaction building gear using old parts and PSU components.

The Angus beacon, GB3ANG, is now operational on 70.06 MHz running 25w. to a 4-ele. *Yagi* beaming south and a 2-ele. beaming north-east. Chris Tran gave this

## ANNUAL VHF/UHF TABLE

January to December 1982

Station	FOUR METRES		TWO METRES		70 CENTIMETRES		23 CENTIMETRES		TOTAL Points
	Counties	Countries	Counties	Countries	Counties	Countries	Counties	Countries	
G2AXI	33	4	60	12	38	9	10	2	156
G4JZF	—	—	65	14	43	7	—	—	129
G8RZP	—	—	64	14	35	10	—	—	123
G8RZO	—	—	64	14	30	10	—	—	118
GD2HDZ	29	4	31	9	20	4	2	1	97
G6ADC	—	—	51	11	29	3	—	—	94
G8TFI	—	—	39	9	37	7	—	—	92
G4DEZ	—	—	65	25	—	—	—	—	90
G8VRJ	—	—	37	10	21	3	8	3	84
G3FIJ	11	1	39	11	17	3	—	—	82
G8VR	—	—	44	22	10	1	—	—	77
G3BW	—	—	40	14	14	3	2	2	75
G3FPK	—	—	61	13	—	—	—	—	74
G8WUU	—	—	41	10	17	4	—	—	72
G8LFB	—	—	57	12	—	—	—	—	69
G6ECM	—	—	54	14	—	—	—	—	68
G4KLX	—	—	49	14	3	1	—	—	67
G8VFX	—	—	47	12	—	—	—	—	59
G3PBV	1	1	29	8	14	3	—	—	56
G4MUT	—	—	33	9	12	1	—	—	55
GM8OEG*	—	—	44	11	—	—	—	—	55
G8KAX	—	—	23	4	13	2	8	1	51
GM4CXP	—	—	30	11	1	1	—	—	43
GW3CCF	—	—	32	4	6	1	—	—	43
G6AJA	—	—	38	5	—	—	—	—	43
G6CGY	—	—	32	10	—	—	—	—	42
G8XHL	—	—	25	8	4	2	—	—	39
GM4COK	—	—	21	15	1	1	—	—	38
GW4HBK	18	3	11	5	—	—	—	—	37
G4FKI	17	1	3	2	9	1	—	—	33
G8LXY	—	—	18	1	12	2	—	—	33
G4NRG	—	—	16	10	—	—	—	—	26
G6FSH	—	—	13	3	—	—	—	—	16

Three bands only count for points. Non-scoring figures in italics

news to Paul Turner, G4IJE, during an *auroral* SSB QSO on Apr. 10.

## Two Metres

G2AXI's March and early April operation on 2m. has paid off by providing another 23 counties and three countries. Syd burned the midnight oil in the Mar. 1/2 *Aurora*, to good effect, and also found the *Ar* on Apr. 2, good in the late afternoon. Frank Howe, G3FIJ, (Essex) collected most of his score in the March 6/7 contest weekend. Clive Penna, G3POI, now has his monster 160-ele. *Cushcraft* colinear array in operation with full *az-el.* control for *E-M-E* work. During the contest on Apr. 3/4, one 20-ele. group was disconnected. Even so he managed to work DK4TG, F6BSJ, LA1TN, OE1XUA, UA1ZCL, UB5JIN, SM2GGF, SM4GGC, SM7BAE, K1WHS, N4PZ and WA1JXN/7. The event was somewhat marred by an *Aurora* and Clive worked SM5BEI (JU) on the 3rd. In the extensive *Ar* on Apr. 10, G3POI worked 12 U stations and 3 OHs for best DX, and reports that Bob McHenry, G3NSM (Oxon) who has an 80-ele. colinear, worked 8 U stations.

Keith Haynes, G3WRO, will be operating —/MM off the Essex coast on May 29/30, using a multimode transceiver but will probably stay in AL square. Doug Parker, G4DZU, (Leeds) was on in the *E-M-E* contest and worked YV5ZZ so completing WAC on 2m. He worked ten stations and found conditions good on the Sunday. He has four 19-ele. *Yagi*s providing about 18 dBd. gain.

During March and up to Apr. 3, Paul Turner, G4IJE, (Essex) had 25 MS skeds

of which 8 were completed. These were OZ1FDH (GP) on the 7th, DL1MF (GH) on the 12th, LA6CU (CU) on the 14th at the 13th attempt totalling 28½ hours! OZ1CLL (GP) on the 17th, DJ5MS (GI) on the 20th, SM3UL (IV) on the 23rd, OE6WIG (HG) on the 28th, and DJ5MS again on Apr. 3. He heard a number of stations in the *E-M-E* event including SM2GGF, K17D and G3POI's echoes.

Graham Taylor, G4JZF, (Staffs.) has been hard at it to achieve second place in the annual table. In the March 6/7 contest conditions were variable with F, ON and PA stations contacted from time to time, F1FHI (ZH) being best DX. The Mar. 24/25 tropo. lift only produced DJ, ON PA, and in the *Ar* on Apr. 2, only GI and GM were worked. In the event the next day, only GMs were copied at QTFs between 350° and 20° and GM8ESB/P (XR) gave square No. 120.

Jonathan Naylor, G4KLX, (Derbys.) has been selling, borrowing and buying equipment lately. He was impressed enough with a borrowed *Yaesu* FT-290R in the March contest that he later bought one and a 100w. amplifier. He plans to be in Holland and Luxembourg in the first week in June so may be using G4KLX/PA and —/LX. Jon Stow, G4MCU, (Essex) took advantage of the Mar. 24/25 lift when the band was well populated with Danish stations. He found someone in the elusive FN square, DD0HR, for a new one, and also got DL2LAA (FO), both on SSB. On the 25th, nothing further east than the E squares was heard. The *Ar* on Apr. 3 brought GM8ESB/P (XR) at QTF 20° for another

new square, and later on, SM4AIQ (HT) at 10°.

Congratulations to Roger Greengrass, ex-G6ANS, now G4NRG, (Essex) whose best DX on Mar. 24 was OZ5QF (EP) a new square and country. Adrian Chamberlain, G6ADC, (Coventry) was in on the Mar. 2 *Ar* and found two new squares thanks to GM5FM (WR) and GM6CFN (XR). However, he went to bed early with a cold on Mar. 1, so missed that *Ar*. He has been operating through RS-8 from time to time and hopes for better 10m. reception when he puts up a *Mini-beam*. Furthest west so far is W4AUZ in Kentucky via RS-8.

Bob Percival, G6CGY, (Cleveland) enters the annual table. He uses an FT-290R with Tono 40w. amplifier and 10-ele. long *Yagi* at 40ft. Mick Cuckoo, G6ECM, (Kent) had a couple of *Ar* QSOs at the beginning of March. On the 24th, he worked OZ1DPR and OZ5QF (EP), DH3LAH (EO) and DF2HC (FN) and 21 other Germans in EK, EL and EM squares, mainly. On the 25th, the beacon in EO square, DL0PR, was S9, but only OZ1DPR (EP) was worked in Scandinavia. However, between 1730 and 0230 on the 26th, Mick worked 62 PAs, 41 ONs and 47 DLs.

Welcome to another Coventry reader Garry Clark, G6FSH, who started up in October last using a secondhand *Mizuho* SB2M. He now has a 10w. amplifier and a 5-ele. *Yagi* on the balcony 80ft. *a.g.l.* On Mar. 27, he managed to work GU8JKS and GW4FPS for new prefixes. John Lemay, G8KAX, (Essex) was out —/P in the Barking Club's contest on Mar. 28 and made 128 QSOs worth 5,069 pts.

Jackie, G8RZO, and John, G8RZP, Brakespear, (Kent) were on for the *Ar*'s on Mar. 1 and 2. Their successes included a couple of OZs, GI4GVS in Antrim, GM8EOG (Tayside), GM6BEW (Strathclyde), DD0HR (FN), GM5FM, (W. Isles) and GM3WCS (YQ). Jackie advises slow and clear speech for SSB working via *Ar*. In the Mar. 6/7 contest, 531 QSOs were made for an average of 9.6 pts. *per* QSO. G8RZO worked a number of PAs on Mar. 25, and GM4CXM and GM8TSI (Lothian) in the Apr. 1 *Ar*. Neil Clarke, G8VFF, (W. Yorks.) worked into G, GM and PA on Mar. 1 in the *Ar* and mentions good, southerly, signals in the Mar. 24-26 period. He has just acquired a *Sinclair ZX-81* computer and is busy with writing amateur radio programs.

John Cooper, G8WUU, (Essex) was well sited for the Mar. 23-25 tropo. to the east and northeast. OZs and DLs in EP, EO and FO were worked and several new squares accrued. Congratulations now to Bob Lane, ex-G8VLQ, now G4NQX in Doncaster, and Nick Try, ex-G8WAQ,

now G4NWT — his initials — from Bucks. Welcome to Anthony Prior, G8XHL, (Essex) who enters the annual table for the first time. He uses an *Icom* IC-251E and a 9-ele. crossed *Yagi* at 30ft. with two feeders and switching for different polarisations. A bigger aerial is contemplated.

GD2HDZ seems to have added quite a few for the table in the Mar. 6/7 contest and also on Mar. 28 during the Barking event. Geoff Brown, GJ4ICD, found the contest hard going and made 377 contacts, best DX being a PA in DM66 at over 700 kms. Derrick Dance, GM4CXP (Borders) can be found on CW on 144.05 MHz. He was on for the *Ar*'s of Apr. 2 and 3. His extensive list of stations worked include DL, F, G, GM, LA, OH, OZ, PA and SM, all at QTFs between 40° and 50°. Squares were from YL to LT and BI to EU, much of it little heard down south.

Alex Scott, GM8BDX, (Borders) runs a *Trio* TS-770E and *Nag* amplifier with a 19-ele. *Cushcraft Yagi* at 42ft. So far this year he has worked 32 squares. Walt Davidson, GW3NYY, (Swansea) did not enjoy the tropo. lift in March, but the highlight of the month was an *E-M-E* QSO on the 9th with K1WHS, completed in 30 mins. with o/o reports. On the *Ar* front, Walt managed SM4IVE (HT), and various GMs, plus PAs in CL and CM on Mar. 1 on CW. MS mode CW saw completed QSOs with OK1OA (HK) on Mar. 7, and SM3UL (IV) and OK1AFN (IK) on the 21st. Nothing heard from UA3LBO (PO) on the 21st, though. A number of satellite QSOs — 2/10m. — have been made. RS-5 came on on Mar. 14 to supplement RS-6 and RS-8. SSB was used with OX3WS, and CW with W0ZWW (Minn.), VE5XU, VP9IB, GD5UG, UL7GBD, UA9FAD and UA9FDZ. Walt heard a 2m. repeater testing in the Swansea area on 145.80 MHz, without a proper call-sign, claiming to be a "Raynet" thing authorised by the Home Office and the RSGB.

### Seventy Centimetres

G2AXI has been quite active during March, accumulating a respectable total in the table. G4JZF's best DX in the March contest was PE0MAR/P in rather quiet conditions. On the 25th, Graham got his 40th square, XN, thanks to GW8UZL, who told him that GW2HIY and GW8YUJ are also in XN. The Apr. 4 contest was "... an uphill struggle ..." with only 65 QSOs. In the good tropo. on Mar. 24, G4MCU was copying the beacon OZ2ALS (EP79c) at S3 but there were no Danish stations to be heard. However, Jon did manage DK3UC (FN). The next day, PE1GIF (CL) was S7 with 240 *milliwatts* and OZ9FW (GP) was very strong for half an hour from 2235.

G4NRG is now QRV on the band but did not mention his gear. G6ADC mentions a Coventry net on Sundays from 2100 local time on SU8, with G3AQ, G8's KCP, MWR and ZPU to which all are welcome to join. G8RZO and 'RZP thought the contest conditions bad and only made 34 QSOs in 3½ hours. On Mar. 25, John used FM to work some PAs, and SSB for more and some DLs. Their visitor on Apr. 4 for the Contest was G8TFI, Chris Easton, and they put up four *H.A.G.* aeriels and worked 192 stations, including FN and DH squares.

G8WUU found things quite lively on Mar. 24 from 2028 and, with his 10w., worked a number of QRP PAs with good reports. At 0100 on the 25th, John got DF3XU (FN31a) who runs 1 kW. to four 21-ele. beams. G8XHL is on the band, using the *IC-251E* and an *MM* transverter. The aerial is only a home made folded colinear at 20ft. but a *Yagi* is contemplated. In the March contest, GJ4ICD worked G4CLA/P in AN for square no. 97 and best DX from 21 QSOs. GM8BDX is on the band, too, with the *TS-770E* and *MM* 50w. amplifier to a 48-ele. *Multibeam* at 48ft. Alex is QRV most evenings from 7 to 8 p.m. We referred to Dave Lewis, GW4HBK, (Gwent) as a new reader last month, but he says he has been a *Magazine* addict for ten years. Sorry! John Quarmby moved a short distance at the end of last year and no external aeriels were up at G3XDY (Suffolk) when he wrote. However, on Mar. 24, DC3LC (FO) was worked using an 8-ele. *Yagi* precariously balanced on the first floor window sill. Other QSOs included DL3UZ (FN) and stations in EN and DN. Only nearer PAs were heard the next day.

### Twenty-three Centimetres

G2AXI is still only running 1½w. but Syd's amplifier is nearly ready. Even so, he is getting around quite well. Alan Owen, G4HMF, (Ipswich) hopes to be on the band soon. G8WUU is still receive only but copied good signals in the March lift from DF9LM (FO) who runs 200w. to a 2m. dish, PA0DKO (DN), and PA2GBK (CL). G8KAX was on in the Apr. 4 contest in poor conditions, making 14 contacts.

### Deadlines

Bit of a squeeze this time. All your news, claims, etc., for June by May 5 please, and for the next offering, by June 2 to;— "VHF Bands," SHORT WAVE MAGAZINE, 34 High Street, WELWYN, Herts., AL6 9EQ. 73 de G3FPK.

# MODIFYING THE KW-2000A TRANSCEIVER FOR 10 MHZ

P. C. COLE, G3JFS

**T**HE modifications to be described were devised as a cheap and easy way to convert the station KW-2000A transceiver so that it could be used on the new 10 MHz band. Few circuit changes are needed to effect the conversion and as these are in no way permanent the equipment may be reverted to its original state quite easily if it is ever required to do so. This is an important consideration as even equipment as old as the KW-2000A has a considerable resale or trade-in value which could be greatly reduced by the presence of non-standard modifications.

suitable crystal in the HF oscillator and to retune the transmitter and receiver RF circuits as necessary. Thus with the tuning range possible with the 3 x 260 pF variable capacitor used for the pre-selector tuning it seemed that the 7.0-7.2 MHz range would be usable on 10 MHz by changing crystal X4 and retuning the preselector and PA panel controls.

Unfortunately, although there was enough latitude in the 7.0-7.2 MHz range preselector tuning to cover the 10 MHz band, this idea did not work too well in practice because of problems with PA instability and poor tracking of the RF tuned circuits. This was largely due to the unorthodox neutralising circuit used in the KW-2000A which, as shown in Fig. 2, is very frequency conscious as it is dependent on the setting of C40c.

The RF tuned circuit arrangements are also somewhat unusual and the operating principle of these can best be understood by considering the Rx input tuned circuits as shown in Fig. 3. For operation on the 3.5 MHz band the secondary of the input

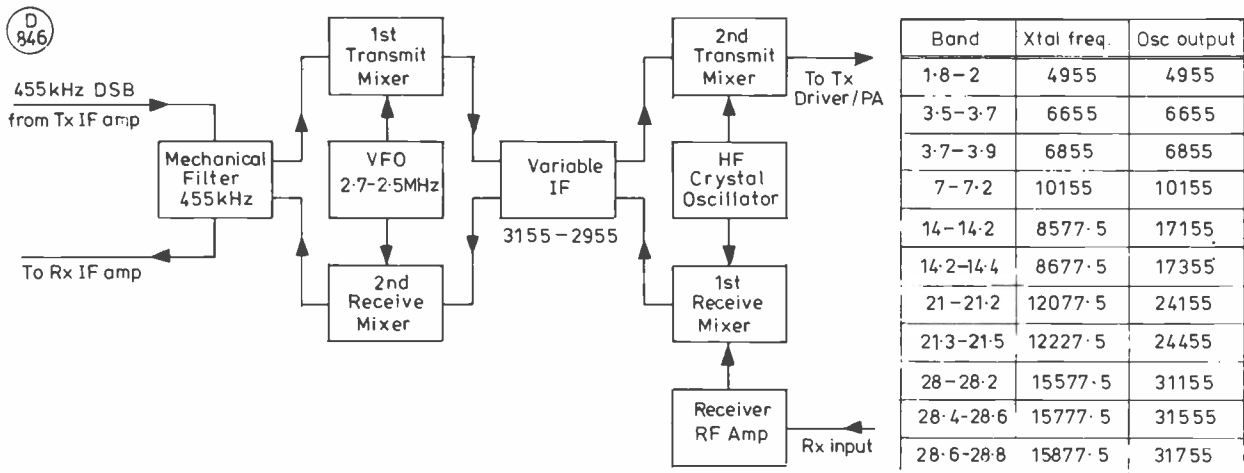


Fig.1 BLOCK DIAGRAM SHOWING THE FREQUENCY CONVERSIONS OF THE KW2000A

## The KW-2000A

Fig. 1 is a simplified block diagram showing the essentials of the frequency conversion process used in the KW-2000A. The transceiver uses double conversion circuitry based on a fixed IF of 455 kHz and a variable IF of 3155-2955 kHz, to give coverage of eleven 200 kHz wide sections of the various HF amateur bands as selected by the bandswitch. Basically, the only changes needed to alter the coverage of any of these 200 kHz wide bands are to fit a

transformer L1 is tuned by the variable capacitor C40a. On all the higher frequency bands L1 is still used as an input transformer but the resonant frequency of its secondary is increased by shunting L1/C40a with a smaller inductor selected from the series connected coils L5-L2. For Top Band C143 is switched into circuit and this lowers the resonant frequency.

## Modifications

After considering various possibilities it was decided to modify the existing 3.7-3.9 MHz range by fitting a new crystal and new coils suitable for 10 MHz. This range was chosen because it involved the least amount of disturbance to the transceiver wiring. Also 3.7-3.9 MHz operation would still be possible by fitting the 6855 kHz HF oscillator crystal in the X2 position.

The required output frequency for the HF conversion oscillator is 3155 kHz above the low frequency end of the band to be covered (or 2955 kHz above the HF end). A tuning range of 10-10.2 MHz, requiring a crystal of 13.155 MHz, would be a good choice as it fits the dial calibration and also allows reception of the standard frequency transmissions on 10.0 MHz. However because the new band covers only 50 kHz from 10.1-10.15 MHz, crystals of

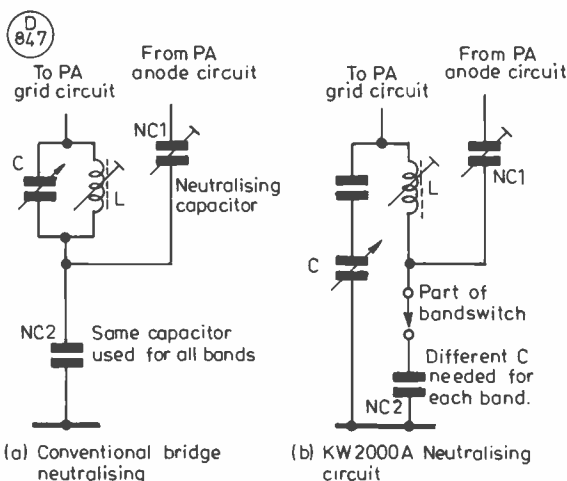


Fig.2 Comparison of a conventional bridge neutralising circuit with the KW2000A system.

**Fig. 2(a).** Neutralising feedback is determined by the potential divider action of Nc1 and Nc2. The adjustment holds over a wide frequency range until stray capacities and/or lead inductance upset the balance. **Fig. 2(b).** Because one side of the tuning capacitor is earthed Nc2 is shunted by L in series with C so that neutralising feedback is affected by the tuned circuit adjustments. In practice, it has been found impossible to maintain really accurate neutralising over the 28 MHz band with this circuit.



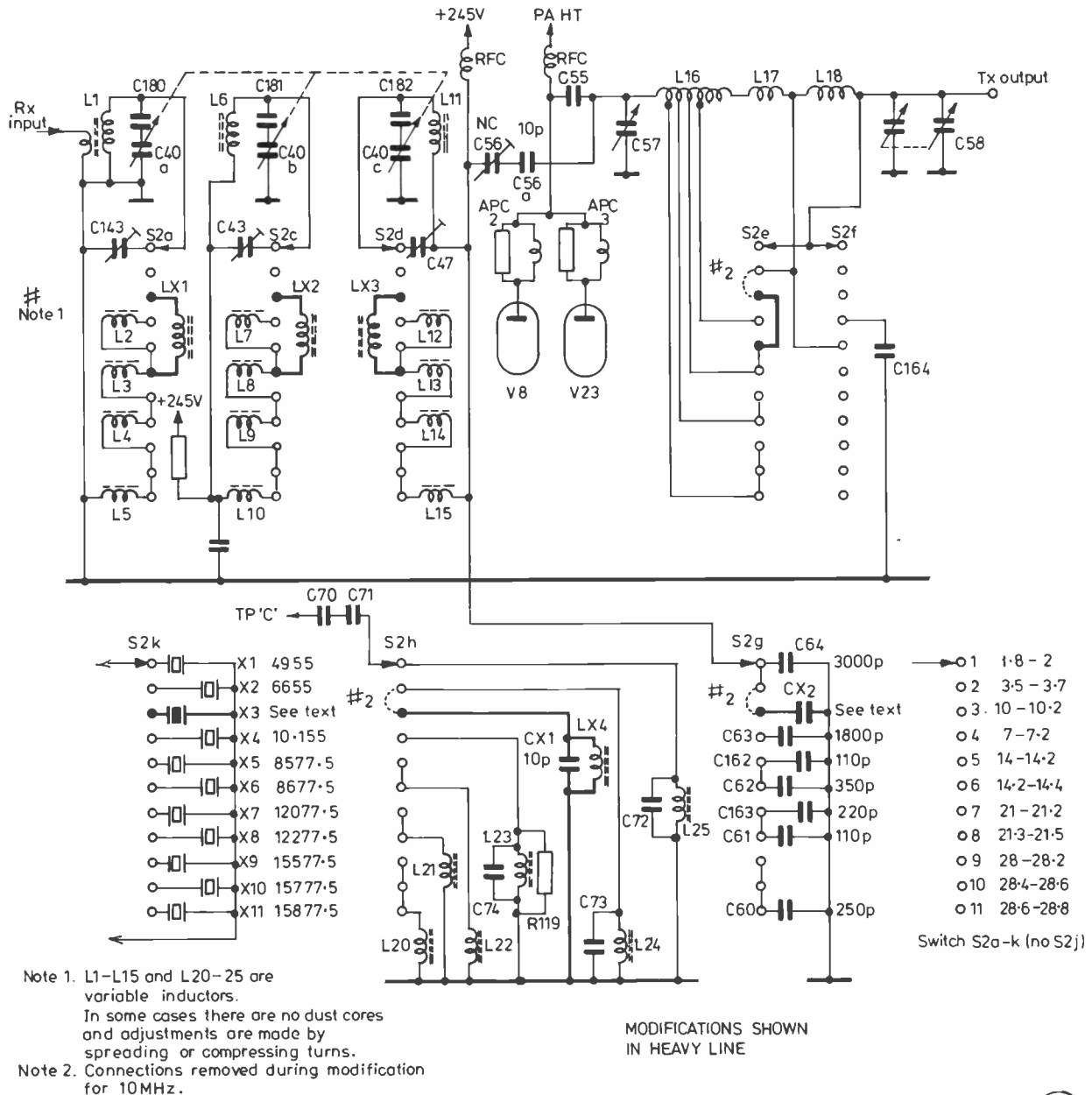


Fig.3 CIRCUIT DIAGRAM SHOWING THE ESSENTIAL DETAILS OF THE KW2000A RF TUNED CIRCUITS



Component values and circuit references of existing components are as in the KW-2000A handbook. *New components:* Cx1 = 10 pF ceramic or silver mica. Cx2 = 1500 pF poly or similar, but see text. Lx1 to Lx4 = 10 turns of 20 s.w.g. enamel covered wire close-wound on a 7mm. dia. dust cored former; these coils, like the existing ones, are supported on their leads and should be positioned so that they do not short to anything when the covers are replaced. X3 = 13.105 - 13.225 MHz crystal (if ordering a crystal it is recommended that a crystal of 13.155 MHz, 30 pF load, parallel resonance is used).

13.105-13.225 MHz can be used and it is quite possible that a mature junk box will yield a suitable item. Odd value crystals of course have the disadvantage of equally odd dial calibration but this is only a minor inconvenience as it is easy enough to make a small calibration chart on a piece of graph paper.

All of the circuit changes required are shown in Fig. 3 and it is recommended that these are done in a logical sequence, such as the step-by-step procedure below.

### Procedure

1. Remove covers and check transceiver alignment in accordance with the handbook instructions. Give particular attention to the neutralising procedure.
2. Disconnect mains power.

3. Replace the 6855 kHz HF conversion crystal X3 with a crystal suitable for 10 MHz operation (13.105-13.225 MHz).
4. Place the transceiver upside down on the workbench.
5. Identify switch wafer S2h which is the second wafer from the front panel. Set bandswitch to the 3.7 MHz position and identify contact number 3 of S2h — the one now engaged with the moving contact.
6. Remove the wire link between contacts 2 and 3 of S2h.
7. Connect new coil Lx4 and capacitor Cx1, 10 pF, between S2h contact 3 and the earth busbar.
8. Switch on power to the transceiver and with a wavemeter or monitor receiver check that the crystal is oscillating at the proper frequency.
9. Adjust the core of Lx4 for maximum output as measured on

a VTVM connected to test point 'C' (see Fig. 3). The handbook recommends a reading of 1.5-2.0 volts at this point but it does not seem to be at all critical. If necessary reduce the level with a damping resistor across Lx4.

10. Disconnect mains power.
11. Identify switch S2a, the third wafer from the front panel and connect the new coil Lx1 between contacts 3 and 6 of S2a.
12. Identify switch S2c, the fifth wafer from the front panel and connect the new coil Lx2 between contacts 3 and 6 of S2c.
13. Identify switch S2d, the sixth wafer from the front panel and connect the new coil Lx3 between contacts 3 and 6 of S2d.
14. Identify switch S2e, the wafer nearest to the rear panel. Remove the link between contacts 2 and 3 of S2e and transfer the red-sleeved black lead from pin 3 to pin 2. Link contacts 3 and 5 of S2e.
15. Identify switch S2g, the seventh wafer from the front panel. Remove the link between contacts 2 and 3 of S2g. Connect temporarily (because it may need to be changed) new capacitor Cx2, 1500 pF, between contact 3 and earth.
16. The wiring changes are now complete. The HF crystal oscillator was checked and aligned in steps 8 and 9 so all that remains to be done is to align the transmitter and receiver.

### Receiver Alignment

Apply mains power and allow the transceiver to warm up. Set the preselector pointer so that it is midway between the 7.0 and 14 MHz calibration points and adjust the cores of Lx1, Lx2 for maximum receiver output at a frequency of about 10.1 MHz. Ideally a signal generator should be used for this adjustment but it is also possible to use the built-in crystal calibrator, on-the-air signals, or noise.

### Transmitter Alignment

Connect the transmitter *via* an SWR/power meter to a 50 or 80 ohm dummy load. Keep the preselector tuning as above, switch function switch to TUNE and slowly advance the MIC GAIN control until the PA current starts to increase. Adjust Lx3 core to peak the PA current, using the mic. gain to keep this current below 59 mA.

### PA Neutralising

Adjust the mic. gain for an off-resonance current of 130 mA and load up the transmitter for a cathode current of 120 mA at dip. Check that maximum power output coincides with the PA dip. If it doesn't, move the PA TUNE condenser either side of the dip and note which side of dip the output increases. If it is on the LF side then *increase* the value of capacitor Cx2 and *vice versa*, repeating the procedure as necessary until maximum output is obtained at the dip.

This method of making the neutralising adjustment may seem a bit inconvenient but it was used because there is not really enough space in which to fit a trimmer capacitor. Fortunately the capacitor value is not too critical and accurate neutralising can be achieved quite quickly if a good selection of capacitors is available. It is of course possible to use a capacitor which is too small in value and pad it up with additional capacitors.

Once the neutralising is correctly adjusted the transceiver is ready for use on 10 MHz simply by connecting a suitable aerial and operating in the normal manner. It should be noted that to avoid having to make a new tapping on the PA coil the 14 MHz winding is used for 10 MHz operation. This has been found to be quite satisfactory in practice and control settings when feeding an 80-ohm load are: PA TUNE — near the HF end of the 40 metre calibration; PA LOAD — 6.

### Results

During the first day of operation on 10 MHz contacts were made with twelve different European countries, mostly with 599 reports both ways. Several VK/ZL stations were heard but apart from an incomplete contact with a VK3 the competition was too much for the signal put out by the writer's short indoor dipole. However the results achieved are sufficient proof that the modified rig works and they also give a good indication of the potential of the new band.

The modifications should be equally applicable to the KW-2000 which was the forerunner of the 'A' model and which had a single 6146 PA stage only, but the writer cannot comment on the later models as he has no knowledge of their inner workings.

---



---

## • • • SWL • • •

## SHORT WAVE LISTENER FEATURE

By Justin Cooper

**H**ELLO again! We've quite a large clip this time, with some 'duplicate' reports — the first letters just not arriving in time for the last column.

### New Names

First off we have a letter from *M. Toms (Barking)* who was a regular years ago but dropped out for various reasons. He has now come back to the game again and indeed is well into it; he has a FT-101EE from the estate of the late G3BBU, and his previous receivers have gone away to make room for the nice new FR-101. Certainly HPX 'knack' is still there, as a listen on Ten during the ARRL contest showed. To log the first 200 prefixes on that band took just 3 hours 40 minutes; the final tally after five hours being 218, in 66 countries.

Next we come to *H. Blackburn (Edinburgh)* who has become interested in us by way of a Panasonic DR-49 receiver bought

from a friend. Horace has two queries, of which the first is "where's the local radio club?" — and not too hard to answer. There are two: the Edinburgh Radio Club and the Edinburgh Repeater Group (which we guess also acts as a club in itself). Neither have updated very recently, but for the former you could try a phone call to GM3RFQ on 668-1749 for the details of the sessions at the City Observatory, Calton Hill; for details of the latter club, ring GM3GBX on 447-2611. The second question is that Horace wants to know simply "what is HPX?" A quick answer would be to call it an activity in which you aim your listening to the hearing of amateur stations, and record all the prefixes heard; when you get 200 — with no duplicates — then you can have an entry at the bottom of the Annual Ladder. Rules for all this were last printed in the March issue. You'll soon get the hang of it, and it does add a little competitive spice to listening.

Finally, Horace doesn't get about too well through arthritis, so

how about someone organising to get him to a club meeting? He is at 22A Gardners Crescent, Edinburgh 3, and his phone number is 228-2025.

Our next newcomer has been an SWL for 54 years, having started back in 1928 with a single Mullard LF valve, a 60-volt Siemens HT Battery and an Exide accumulator for heating the valve — not forgetting the good old Brown's high-impedance headphones. Then at the end of the last war, there was a multi-band Murphy BC set, which still works happily alongside the present FRG-7, and the indoor aerial which has always been used. Ronald also tunes the BC DX in, as he is retired now and 76; but he is a keen member of the North Bristol club. We are of course talking about *Ronald Gardner of Bristol, Hengrove*.

Another re-appearance of a familiar fist signals that we are reading the letter from *A. Roberts (Kidderminster)* who has been away from the hobby quite a while. He left SWL with a licence as we recall, and seems to have dropped it all until he came back to SWL-ing a year or so ago. A 'starter' entry of 923 on CW in the HPX about sums it up!

## Technical

*J. Worthing (Shrewsbury)* is suffering from a small problem; if he is on 28 MHz, a strong signal on 28.455 is also received, and similarly on 21.455 MHz appearing at 21 MHz. Irritating! Since the IF is itself 455 kHz, an 'image' or 'second channel' would appear 910 kHz higher than the wanted signal, which doesn't quite marry up with the data given. What we really want to know before a sensible comment can be offered is whether this interference pattern is *tunable* or not. Assuming a double-conversion superhet, one has to look for possible mixing products due to the signal, the first and second local oscillators and up to at least their fifth harmonics, all of which are tunable, or some way a signal can get into an IF strip direct — an example of the latter was the pick-up on the crystal gate phasing control at 1.6 MHz in the old Eddystone S.640. More data please!

Now we go to *Ruddington*, and *E. B. Ward*; he was one of those old J. C. missed at Donington last year, but he obviously made a hit with Ye Editor — who sold him an ARRL "Antenna Book" which he reckoned to be as good as any. Which puts reader Ward, the Editor and your scribe all in agreement for once! On a different angle, Barry has observed that quite a lot of older buildings have still got *flagpoles*; so he is out and about trying to buy one. Provided it marries up with the definition of a flagpole, it is one of very few things you can put up without planning permission, provided you can keep it nicely white-painted and nautical. Having got one, apply a bit of lateral thinking, and — presto! — a better aerial!

Turning technical again, and still with Barry Ward, he wonders about the FRG-7 and its selectivity. Yes, it is broad, which is why so many amateur-band users have attacked it with a view to improving the IF strip. Now, selectivity, ideally, should be right at the aerial, so that interfering signals never get past the filter to the receiver. That being said, one has to admit that selectivity in the *audio* stages does help a lot, at least on CW; but it can only do so when the user realises that it's too late to solve problems caused by overload in earlier stages. The implication is very clear that in operating with an audio filter providing the selectivity, *everything* must be done to ensure the filter gets its chance; up AF gain, down RF/IF gain as far as is possible. We suggest something akin to the old MFJ CWF-2 800 Hz filter might answer.

*S. Foster (Lincoln)* has been saying for as many years as one can recall that he isn't going to make a meal of the WPX contest. But every year we recall the letter that follows, telling us how he got on — these big 48 hour affairs certainly turn out the rare ones!

Our next entry comes in from *R. Everitt (Huntingdon)* whose first try just missed the bus last time around, through no fault of his own; the second made it with a bit to spare. Richard uses one of the HF5 verticals, and finds it is less prone to pick up TV harmonics than the old 66-foot wire. His main interest appears to be operating from 0630-0715 each morning, plus Friday and

## ANNUAL HPX LADDER

### Starting date, January 1, 1982

SWL	PREFIXES	T. Kirby (Cheltenham)	274
R. Everitt (Bluntisham)	434	C. N. Woods (London W3)	267
D. McKinney (Portadown)	392	R. Wooden (Staines)	236

200 Prefixes to have been heard since January 1, 1982 for an entry to be made, in accordance with HPX Rules, p. 28 March issue. At score 500 transfer to the All-Time list is automatic.

Saturday evenings, with a Trio 9R-59DS. Welcome aboard, Richard.

*N. E. Jennings (Rye)* mentions this question of headphones again. If one can wear them, they are far and away the best way to listen, if only because of the local noises they attenuate. On a different tack, Norman was another of the poor souls who missed the bus last time; but it seems to have given him the time for a rehash of his records as reflected in the Tables.

*J. M. Dunnett (Prestatyn)* had his TV blow up on him, so he replaced the continental-made one with a British one, the end result being a surplus of line-timebase harmonics as compared with the foreign set. There must be a moral somewhere! On the prefix front, 1A0KM is the call of a station of the Sovereign Order of Malta, which is an independent 'country' having accredited representatives in many countries.

*K. Cooke (Cardiff, Lakeside)* says he would like to know how many prefixes there are possible. A Good Question! One would have to define a starting date, as early stations had no prefix — which didn't matter until they first worked out of their home country, when they informally added a prefix of nationality. Again one would have to take into account the oddities spawned in the first years after the resumption in 1946, even if one chose to disregard the 'undercover' chaps from countries who had still not released licenses. And of course most of the Third World countries were colonies and so were using different prefixes from now. Yet another point is that one would have to consider countries that in theory have amateur radio and in practice do not — China and Albania spring to mind immediately. A guess would put the 'possible' as being around the 3500 mark.

We turn now to the YLs, with *Mrs. R. Smith (Nuneaton)* leading the van. She has a couple of oddities in M4GM and O3COQ, neither of which sound to be very likely — does anyone know more of these two?

*Mrs T. Parry (Blackpool)* seems to have settled down after the trauma of moving home, and she has the receiver back at work again; Ws on Top Band SSB are real DX, and she has a similar collection on all bands, though she missed the 3V8 on Eighty and Forty.

*Mrs. J. Charles (Colchester)* seems to have missed little that was to be heard, and is now making the steady rise from the bottom of the listings.

*Over to D. Casson (Earley)* who reckons he is now all but up to Morse Test standard now, and hopes he will have it passed before too long — we hope he is successful and that he then goes on to a G4 licence.

*P. Lincoln (Aldershot)* is keen on SS/TV and seems to be sweeping them in from various countries; he also has RTTY and reckons the XJK Antenna we described back in the June/July, 1979, issue outperforms his dipole, vertical and LW aerials most of the time.

Several people remarked that it was nice to find warm enough weather to be able to get out into the shack after the cold snap of winter; *Bernard Hughes of Worcester* certainly found it so, and as a result his score mounts again.

Studying for the RAE has kept *M. Law (Chesterfield)* away from the receiver most of the time, and now he is also making a start at learning Morse; we hope that after all the delays Mike is at last going to be able to get his 'ticket'.

## HPX LADDER (All Time Post War)

SWL	PREFIXES		
PHONE ONLY			
B. Hughes (Worcester)	2475	N. E. Jennings (Rye)	785
S. Foster (Lincoln)	2193	B. L. Henderson (Salisbury)	690
Mrs. R. Smith (Nuneaton)	2036	J. Dunnett (Prestatyn)	656
E. W. Robinson		Mrs. J. Charles (Colchester)	648
(Bury St. Edmunds)	2005	J. Hayes (London N9)	628
J. Worthing (Shrewsbury)	1582	K. Cooke (Cardiff)	597
H. M. Graham (Chesham)	1450	P. Lincoln (Aldershot)	518
G. W. Raven (London SE13)	1408		
M. Cuckoo (Herne Bay)	1398	<i>CW ONLY</i>	
M. Rodgers (Harwood)	1351	D. W. Wadell (Herne Bay)	1237
M. Toms (Barkingside)	1337	J. Goodrick (Bognor Regis)	1100
M. Law (Chesterfield)	1206	E. B. Ward (Ruddington)	977
N. Askew (Coventry)	1187	A. F. Roberts (Kidderminster)	923
J. Singleton (Skelmersdale)	1127	J. Dunnett (Prestatyn)	885
J. Doughty (Bloxwich)	1069	N. I. Neame (Lancing)	508
D. C. Casson (Reading)	1054	A. Rowland (Bude)	287
D. J. S. Williams (Wednesday)	975	D. J. S. Williams (Romsey)	227
B. A. Payne (Leeds 18)	970		
L. Stockwell (Grays)	952	<i>RTTY ONLY</i>	
Mrs. T. Parry (Blackpool)	864	J. Dunnett (Prestatyn)	223

Minimum score for an entry: 200 for CW or RTTY, 500 for Phone. Listings include only recent claims and are in accordance with HPX Rules, p. 28, March issue.

The *Bury St. Edmunds* gang of SWLs has again been a bit reduced, as we learn from *E. W. Robinson* that his friend *G. A. Davey* has collected credit passes in both halves of the RAE and only awaits the necessary licence to arrive to be able to get on the bands. Good for him! *E. W. R.* himself is also chuffed, as he has at last cracked the magical 2000 mark, thanks at least to the ARRL Contest, which yielded no less than 13 new U.S. prefixes.

*N. I. Neame (Lancing)* has his RAE and is due to take the Morse test soon; as he says, with deafness, his only way to compete with the rest is on CW — even lip-reading is made difficult for him by people who do not enunciate clearly. Nigel was once G2AUB, and will soon be back on again (with the old call?). He recalls that back in those 'nostalgia days' he heard AC4RF and AC4YN; the former was Reg Ford, taken by the Chinese when they invaded Tibet and held for many years but eventually released. So far as we know he never actively took up Amateur Radio again. AC4YN, however, is G5YN and still to be heard around the bands, with a very nice home-brew SSB signal.

An early letter this time from *H. M. Graham (Chesham)* as he was off to SV-land for a week. Maurice also was interested in that bit of nostalgia last time and it moved him to dig out some of his logs and books from those far-off days. Maurice was active as an SWL from the end of the war with a 1-V-1 straight receiver until 1950, when it all came to an abrupt stop, enthusiasm included, with the demise of the receiver. The bug bit again quite by chance, through stumbling across Twenty with a Murphy BC set, in 1963. Eventually this led to an Eddystone 84OA, and then a Yaesu FR-50B which is still in use. The latest in the stable is the Drake SSR-1 which replaced the old Eddystone job. The surprising thing about it all is the number of countries *not* heard since 1963 but almost commonplace in those early post-war logs; something, one supposes, at least partly the result of so many servicemen being away from home and waiting demob — and there they were on the bands and hearable.

On now to *J. Singleton*, who is in *Skelmersdale*, and has been working very hard on his receiver for a 599 entry. Joe wonders about two metres in the HPX context, and all we can say is that any prefix heard on 144 — or even 10000 MHz is perfectly acceptable *provided* it was not heard through a repeater. Signals

heard by E-M-E, by OSCAR or RS satellites, or by M/S are all okay, provided they aren't through repeaters. We would even bend a little to the extent that we would accept the copying of the call of the repeater itself: but nothing going through the repeater is acceptable.

Just a very brief note from *B. Payne (Horsforth)* who is obviously out to pass the 1000 mark before next time!

*J. P. Goodrick (Bognor Regis)* says he has actually become interested in SSB as a result of his WAB hunting; although he reckons it'll be a long while before he can cope with the 'English' slung around the bands from all countries during one of the world-wide contests or in a pile-up! Still with the contests, John says he isn't surprised at the small number of entries for SWL contests, as he agrees that for most people the fair copy entry, weeding out the errors and duplicates and all the rest of it, must be a chore — but John, perversely, gets just as much fun out of this as he does from the Real Action.

*T. Kirby (Cheltenham)* asks the perennial one about /A stations. They do not constitute a new series in their own right, but if a station is /A and at the same time in a different area, then his case is covered by Rule 3. G3SWM at home or G3SWM at the office is the same; but if G3SWM/A was in fact signing G13SWM/A from Northern Ireland, then he would be acceptable as a G13.

Congratulations to *Brian and Simon Henderson (Ryde, I.o.W.)* who have both, father and 15-year-old son, got their RAE passes. Sometime around June/July, when they are settled into the new quarters, they will be setting out for some 144 MHz gear and aeriels.

*N. Askew (Coventry)* wryly admits his latest list just gets him up to the end of 1981, no new ones having been logged in 1982 — yet!

### Another New Entry

This one is from *C. N. Woods (Acton)* and was not spotted earlier because he has a handwriting very much like one of the regulars. Sorry! SWL Woods doesn't have a lot to say for himself yet, but he has a quite fine collection of prefixes to kick off with — which maybe says more!

*J. Williams (Romsey)* says his need for the active antenna has diminished as he is shortly moving into his own house, where intensive aerial-farming will be practised. John did have a dabble in the ARRL DX contest, and cleaned up the last three States for the full set.

Just a list this time from *G. W. Raven (London SE13)* taking him up to 1408 prefixes.

Finally a letter from *Jean-Louis Delfort (Brussels)* who comments on Mr. Blohm's adventures on Ten. Jean-Louis, like several others, offers an explanation which notes that there are several ten-metre repeaters in the U.S.A., and he was actually listening to WR2AID on 29.680 MHz output — the inputs are always 100 kHz lower. He also points out that several repeaters in the States have cross-band linkings to VHF which could answer the second part of reader Blohm's question. All it needs is for Mr. Blohm to have been up 1 MHz in the band, and that could be no more than a slip of the pencil in writing. So, there you are — instant magic!

### Finale

Deadline for next time is *May 20th*, addressed as always to your scribe, "SWL", SHORT WAVE MAGAZINE, 34 High Street, Welwyn, Herts. AL6 9EQ. By that time, Spring should have sprung properly! But, weather or not, the Equinox is the time for the DX to be chased. 73, and keep logging them in!

Please mention "Short Wave Magazine" when contacting Advertisers — it helps you, helps them and helps us.

# THE OTHER MAN'S STATION — G3WRO


**T**HE photograph shows the station owned and operated by Keith Haynes at 33, Ash Tree Field, Harlow, Essex.

Keith first became interested in amateur radio in 1965 at the age of 16. On leaving school in that year the first receiver was purchased, an Eagle RX60N — which still performs quite well today. Keith was a very keen short wave listener in the ensuing months, and in fact had a stab at the R.A.E. in May, 1966. However this proved to be a bit premature as the result was, sadly, a failure. His enthusiasm was not dampened but some more arduous studying was obviously needed; a pass was finally secured in May 1967. Immediately, a start was made on the CW with which Keith didn't have too much difficulty — mainly, he believes, because he is a very keen musician (and there is a very close tie between music and Morse code!) The CW test was passed at the first attempt and the full licence was issued on the 17th August, 1967.

The first transmitter used at G3WRO was a Codar AT-5 on 160 and 80 metres with a long wire strung out. Keith then joined the Havering & District Amateur Radio Club and was a member until 1976. During the in-between years many pieces of gear were used, including a K.W. Vanguard and a K.W. Vespa Mk. 2 Tx. It was in 1976 that Keith married and had to sell some of the gear in order to get a deposit for a mortgage. However in 1978 an FDK Quartz 16 was purchased for work on 2m. and this performs excellently in conjunction with a Jaybeam colinear. Today the equipment in use at G3WRO is a K.W. Viceroy HF Tx, Trio 9R-59DE Rx, homebrew Tx for 160 and 80m CW and phone, and the 2m. rig mentioned earlier. HF aerials are a multi-band dipole and a long wire, both of which are supported at the bottom of the garden by a 45-ft. tree-trunk.

One of Keith's main interests within the hobby is organising special event stations. During 1969/1975 demonstration stations were laid-on at various schools in the Romford area for their summer fetes. In 1969 and 1970, G3WRO operated /M from a motor cruiser on the Norfolk Broads; also Keith was involved with GB2RUT, which was the last amateur station in the county of Rutland before it was absorbed into Leicestershire in 1974. More recently Keith, together with other members of the Harlow club, organised GB2SW which operated from Sutton Windmill in Norfolk in September, 1981 (which was the subject of an article in the January issue of *Short Wave Magazine*). Today, Keith is a very keen member of the Harlow & District Amateur Radio Society, serving as Chairman from 1977 to 1980.

One thing Keith is *not* too keen on is decorating. The 600 or so QSL cards collected over the ten years come in very handy here, and practically every space on the walls of the shack is covered. Keith has now started putting them on the ceiling!



# AN HF DUMMY LOAD

I. D. POOLE, G3YWX

**I**T is not always appreciated just how useful a dummy load can be for tuning up or testing out a transmitter; it is an invaluable piece of test equipment. However when looking into the possibility of purchasing one for HF band use only, which could dissipate up to 100 watts, it was found that the loads advertised possessed a frequency specification well in excess of the requirements.

Accordingly, it was decided to build a load from a bank of small carbon or metal oxide resistors. Wirewound resistors could not be used as they become almost completely inductive at high frequencies rendering them completely useless.

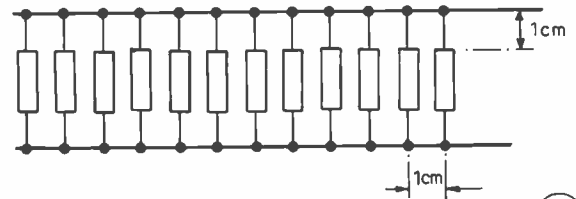


Fig.1 View of one row of resistors showing method of construction

D 849

## Construction

In the event one hundred 5K1 0.75 watt resistors were used as a cheap source of supply was found, the actual type being UPMO75, however most carbon or metal oxide resistors would be more than suitable. The resistors used produced a 51-ohm 75-watt load. In practice, the maximum rating of a resistor can be exceeded for a short period of time and so 100 watts can be applied intermittently.

The resistors were made up into eight sets of twelve resistors which were soldered onto two wires at intervals of 1 cm to allow for ventilation, as shown in Fig. 1; in order to minimise any inductive effects, each resistor was placed the opposite way round to the previous one. The eight rows of resistors were then connected as shown in Fig. 2 and the four remaining resistors were then soldered onto suitable points, and finally the co-ax is attached.

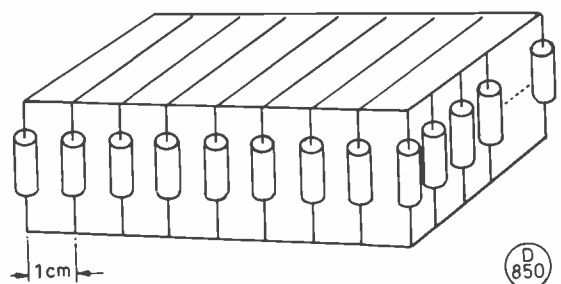


Fig. 2 Overall view of dummy load

## Results

The results were found to be surprisingly good at 3.5 MHz, the SWR being better than 1.1:1, and at 30 MHz it was better than 1.2:1. If the load is to be used frequently it can be placed in a case, but very good provision should be made for ventilation.



# BITS FOR "BEN"

## ADDITIONS TO THE LOW-COST TRANSCEIVER FOR THE 10.10-10.15 MHz BAND

REV. G. C. DOBBS, G3RJV

I HAVE this recurrent nightmare: I dream that, for some reason, I am forced into buying a £500 transceiver. You know the sort of thing — low slung grey case, covered in knobs and LEDs with an inside looking like robot's vomit. As with all pieces of equipment, within a short time I become aware of its design shortcomings and in the nightmare I sit for hours, with my soldering iron poised in my hand. Dare I plunge it into 500 quids worth of resaleable electronic equipment?

Gladly there are no such problems with home made equipment: part of the game is amending circuits and adding bits to improve performance. I described in a two-part article the making of "Ben — The Little Transceiver for Ten" (*Short Wave Magazine*, Jan. and Feb. 1982), this article describes some small additions to improve the basic circuit of that transceiver.

### Siditone

I have always admired the telegraphists in the old western films, reading Morse as clicks coming from a fine assembly of brass parts in the corner of their hut. Lesser mortals like me really need to hear the CW they are sending in order to make it anything like sensible. Although it is possible to obtain a monitoring tone from the actual RF being transmitted, the usual approach is to key some kind of audio oscillator simultaneously with the transmitter. This only requires a simple piece of circuitry and such circuits are common in the annals of amateur radio.

The circuit adopted for Ben is shown in Fig. 1. The audio oscillator, TR2, is a single unijunction transistor. The unijunction transistor (UJT) is a useful device commonly used as a trigger or in timing circuits. For our purpose it has the useful property that it loves to oscillate and requires very few components to enable it so to do; the circuit around TR2 is that of a simple relaxation oscillator. A unijunction is novel in having two bases with a single emitter, and between these two bases there is a DC resistance of a few thousand ohms. If a supply voltage is connected across the bases, the emitter being unconnected, the emitter will have a potential between the voltage extremes of B1 and B2 — this is called the natural voltage. When voltage is first applied across TR2, in Fig. 1, the emitter is below its natural voltage and the UJT does not conduct. The capacitor C1 will begin to charge up through R3. When the charge at E exceeds the natural voltage the UJT junction E/B1 acts as a forward biased diode and conducts heavily through R4; this discharges C1 and the UJT stops conducting. C1 will then begin to charge again and the whole cycle is repeated. What a simple oscillator! The values of C1 and R3

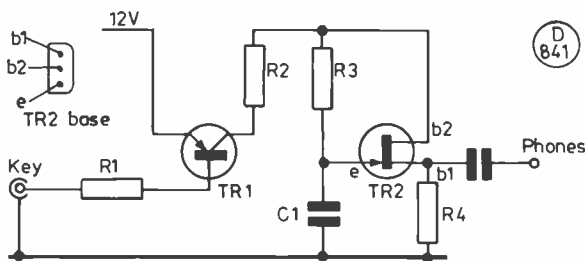


Fig. 1 Siditone circuit

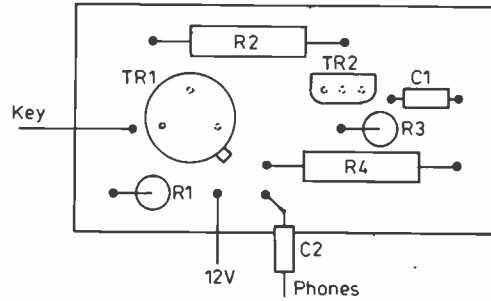


Fig. 2 Siditone layout (twice full size).

D 842

control the frequency, the output is sawtooth in shape, not exactly a bell-like note but adequate for the purpose.

It would appear that all one would have to do is connect the UJT across a 12 volt keyed line. There is such a line already in the Ben Transceiver, but to prevent any interaction problems a simple DC switching transistor TR1 was added to the circuit. This switching transistor can simply be put across the key line. The leads between the siditone board and the key input socket can be as long as required without any problems. The circuit was built up on a small piece of printed circuit board with the layout shown in Fig. 2. This is quite a compact layout but in practice any layout of any size may be used. It would also be simple to build the circuit on Veroboard or plain perforated board with underside wire connections.

### Receiver Incremental Tuning

Independent adjustment of the tuning of a transceiver on receive only is a useful facility. Apart from allowing the user to tune a little from the transmitting frequency for stations poorly netted, it also enables the operator to chase drifting CW signals around the band! The idea is to provide a small degree of additional tuning on receive only, the transmitter remaining on the frequency set by the VFO tuning capacitor. The simplest way to do this is to provide some addition variable capacitance to the VFO tuned circuit on receive.

Fig. 3 shows the circuit that proved to work well with the Ben Transceiver. C2 and D1 form a varicap circuit across the VFO tuned circuit; D1 could be a varicap diode, but a junk box silicon diode was used. The capacitance across D1/C2 can be altered slightly by a voltage change at D1. This voltage change is provided by RV1, which with R1 forms a potential divider across the 12 volt receive line. As RV1 is turned clockwise, D1 sees an increasing voltage through R2. This increasing voltage raises the capacitance across D1/C2 and, if they are connected across a tuned circuit, the frequency will lower; C2 goes to the top of the VFO tuned circuit.

### Table of Values

Fig. 1

- R1, R3 = 10K
- R2, R4 = 1K
- C1, C2 = 0.1 μF
- TR1 = BCY31 or similar pnp
- TR2 = TIS43

Fig. 3

- R1 = 10K
- R2 = 100K
- C1 = 1000 pF leadthrough
- C2 = 100 pF silver mica
- RV1 = 50K lin.
- D1 = silicon diode
- RFC = 7 turns 32 s.w.g., on ferrite bead

Fig. 4

- R1, R2, R3 = 51R
- R4 = 1K
- RV1 = 10K lin.
- D1 = OA91
- C1 = 0.001 F
- C2 = 0.01 F
- S1 = 4-pole 3-way wafer switch
- M1 = 1mA or less

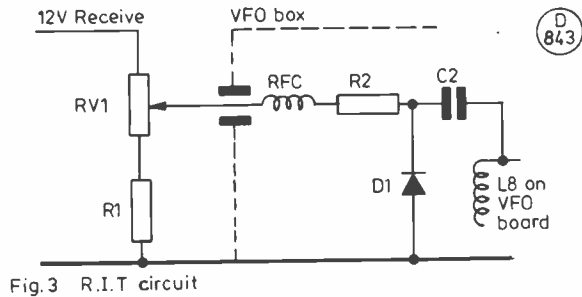


Fig. 3 R.I.T circuit

Usually in such a circuit there is switching between a potential divider for transmit and one for receive. To make the circuit simpler in Ben the C2/D1 combination is only given voltage on receive. This means that some adjustment must be made on transmit so that the transmit and receive signals can be netted. In practice this is very easy to do. When the RIT circuit has been added, determine by experiment a setting of RV1 which will give a swing of some 2 kHz either side of a centre point. This will be the transmit net frequency and can be marked on the front panel, with RV1 fitted with a pointer knob. The transmit frequency must now be adjusted to match this centre frequency of the RIT. Such an adjustment can be made using the trimmer in the crystal oscillator section of the Transmit Mixer Circuit (see Fig. 1 of the Ben transmit circuits where CT1 is the required trimmer). The simplest way to do this is to get Ben and another receiver to receive the same signal on the band — a signal generator or an actual signal. Ben must have the RIT control RV1 set at the decided centre point. Ben can now be switched to transmit, with the other receiver still on the same frequency, and CT1 adjusted to the desired frequency, which is heard on the receiver. This may require a little trial and error, but once CT1 has been set, the mark on the centre point of RV1 will indicate the transmitting frequency.

The RIT circuitry is mainly mounted inside the VFO screened box, with a 1,000pF leadthrough capacitor taking the lead from the box to RV1; this lead is decoupled so should present no problems, although it is probably best kept fairly short. Should RV1 not provide a useful degree of off-set of the tuning, R1 can be altered by experiment to provide the best voltage swing for the desired results. Remember to keep the wiring in the VFO box as short and as solid as possible. VFOs should be built to be dropped from 30,000 feet without any of the internal wiring moving.

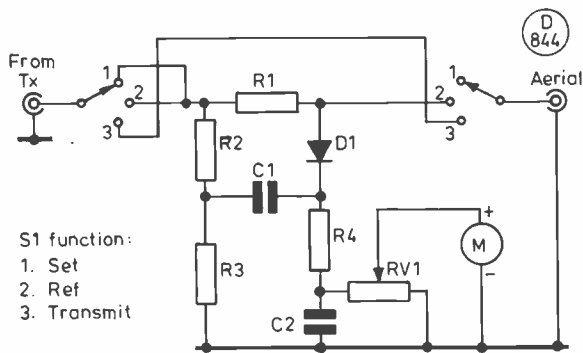


Fig. 4 SWR Bridge circuit

- S1 function:
1. Set
  2. Ref
  3. Transmit

### SWR Bridge

A useful addition to any transceiver is a built-in SWR bridge. "An in-transceiver, analogue indicator, providing visual feedback of the antenna/power-amplifier interface situation" as they might say! This little SWR bridge circuit, shown in Fig. 4, is the one used in the S.C. Deluxe (*Short Wave Magazine*, August 1981), and a full description of the circuit is given in that article. The circuit is that of a simple resistive bridge: R2/R3 and R1 with the aerial forming the arms of the bridge. The meter indicates a null when the aerial is at 50 ohms, the correct output impedance for Ben. Such a circuit has the advantage of always providing a resistive load to the PA stage when adjustments of the Aerial Tuning Unit are taking place. The meter M1 can be any suitable moving coil meter of full-scale-deflection 1 mA or less, as RV1 acts as a sensitivity control.

What was not shown in the S.C. Deluxe article which included this circuit was how simple it is to build in a confined space. Fig. 2 shows the layout of the SWR bridge with all the components, except RV1 and M1, mounted on the back of a 4-pole, 3-way,

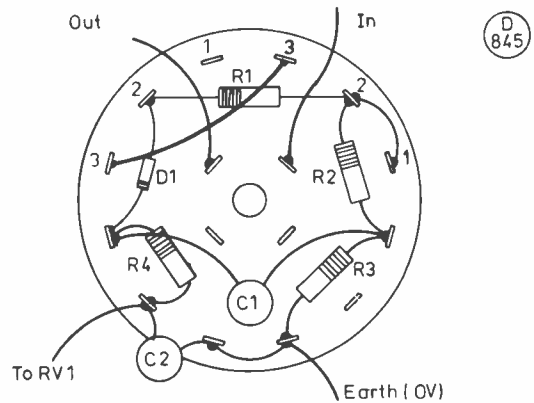


Fig. 5 SWR Bridge layout on S1 Wafer switch

wafer switch. Only two poles of the switch are required, but the spare tags from the other sections are used for mounting the components. This construction is a little confined, but allows the whole circuit to occupy little more space than the controls: the switch, the potentiometer and the meter. The switch position 1 (SET) allows the output from the transmitter to go to the bridge without an aerial load. This mis-balance will give a high reading on M1 and so RV1 can be set to full scale. (This position can serve to show the full output of the transmitter as an RF indicator.) Position 2 (REF), allows the output to see the bridge with the aerial load included; a low reading on M1 will indicate that the aerial load is near 50 ohms. In position 2 aerial matching can be performed, usually with an ATU. Position 3 (TRANSMIT) bypasses the bridge and allows the signal to go directly into the aerial; this is the normal operating position, although incoming signals can be received with the switch in any of the positions.

These three extra 'bits' should all help the Ben Transceiver in its performance on the band. Naturally they can also be used on any similar transceiver on any band. The only exception is that the SWR bridge is not really suitable for use with VHF transmitters.

I wonder what other additions readers have tried with Ben? That is assuming that some readers have built the little transceiver . . .

## Product Reviews

# THE ALTRON SM30 AERIAL MAST

THE antenna is a very important part of any amateur radio station. Doubtless, for the HF and VHF bands we would all like a nice, big motorised, telescoping and tilt-over tower, festooned with large beams, but for most of us, this remains a dream. On the LF and HF bands, surprisingly good results can be achieved with simple wire antennas and tuning units, while multiband vertical systems are quite popular and effective.

On the VHF and UHF bands, all serious DX work is done with horizontally polarised beams. Moreover, many amateurs like to try new arrays on various bands quite frequently, so there is a need for a relatively simple and inexpensive telescoping and tilt-over support. Such a product is the *Altron SM30*, made by *Allweld Engineering* of Selsdon, Surrey. As this firm is but a few minutes drive from the writer's home, a visit was made to the factory where an erected mast is on display.

The *SM30* comes in two versions. The *SM30-PM* is a ground post mounting type and the *SM30-WM* a wall mounting alternative. The basic steel mast consists of a  $3\frac{1}{2} \times 3\frac{1}{2}$  inch square hollow section bottom part, about 14'6" long, into which a 3" diameter tubular top section slides. Two head units are available. The *RT-1* is a simple extension tube projecting 18" out of the top for spigot mounting of the rotator, the top of the whole assembly being 30ft. above ground. The *RH-1* unit is a triangular, tubular piece 30" high with a bottom plate on which a rotator can be fixed, a sleeve at the top providing a bearing for the stub mast for the antenna. The top of this is 31ft. *a.g.l.*

Winding up-and-down and tilting over is accomplished by one winch and in the fully extended position, a safety catch is used which relieves the cable of any strain. The mast assembly weighs 150 pounds. For the wall mounting version, a simple ground hinge assembly is supplied which is fixed to a concrete foundation by four  $\frac{3}{8}$ " diameter *Rawbolts*. The standard wall bracket gives a 12" clearance between mast and wall but 15-18" and 21" types are available for situations where there is a large eaves overhang. The wall bracket must be a minimum of 11ft. *a.g.l.* and is fixed to the wall by three  $\frac{3}{8}$ " diam. *Rawbolts*. The winch is mounted 3'6" *a.g.l.* onto the wall with four  $\frac{3}{8}$ " diam. *Rawbolts*.

The post mounting variant comes with a square ground post about 7ft. long, weighing 40 pounds. It has to be concreted into the base for 3ft., the winch being bolted to the top of the ground post. Very detailed instructions for the assembly and erection and operation of the masts are supplied, well illustrated with "exploded" views of the various hinges and connexions.

The manufacturer quotes the loading in the form of aerial surface area of 1.3 square feet. However, if the mast is guyed — and guying points are provided as standard — the maximum surface area is 6.1 sq. ft. To quote from the leaflets:— "Loadings given are for guidance only based on CP3 Chapter V, Part 2 and may vary depending on local conditions and type of aerial or rotator fitted. Please consult us if in doubt." The maximum extension above the rotator is stated as 4ft. for the unguyed case and 5ft. for the guyed situation. The maximum weight of aerial plus rotator at the masthead is 50 pounds.

It is worth remembering that it is not only wind loading which needs to be taken into account when designing any structure of this kind. Very occasionally, as happened during part of the severe weather this past December and January, ice can build up on the antenna, guys and support structure to an alarming degree, thus greatly increasing the effective "wind area" of the whole affair. All these factors are covered in the aforementioned Code of Practice.

It is a pity that the various manufacturers of masts, towers and antennas cannot agree on a single system for specifying wind loadings their products will safely carry. For example, *Allweld Engineering* quote surface areas of antennas, whereas most antenna manufacturers mention wind load at certain wind velocities. Goodness knows how the ordinary customers are supposed to compare these products with each other! As a Consulting Engineer, all the writer wants to know is the maximum permissible wind loading in pounds, or whatever, at a stated height above the guying point or top of the tower or mast, such that the maximum permissible working stresses in the structure will not be exceeded. Given such data, and making due allowance for ice loading, site exposure and geographical location, one can work back to calculate the appropriate, maximum antenna area and rotator size that can be accommodated.

In the instructions for the post mounting mast, a 3'6" deep by 18" square concrete base is recommended. Using the maker's 50 pounds maximum antenna-plus-rotator weight at the top of the fully retracted mast, such a base set in, say, the lawn or in earth, would be inadequate as there is insufficient weight to prevent the whole lot tilting over. So further advice and clarification should be sought on this.

The masts are neatly made with a galvanised finish. Their slender silhouette renders them very unobtrusive. The current price of the wall mounting version is £215.50, the post mounting job being £225.00. The *RT-1* unit is £11.50 and the *RH-1*, £28.50. All prices include VAT and carriage in the U.K. These masts are also available in extruded aluminium alloy material and the Company also makes a mobile trailer, type *TM30*, for portable use. Prices for these latter items on application.

---

## THE ALTRON QM1 AERIAL MOUNTING

Many flat dwellers have no opportunity at all to put up any kind of mast on the ground or on a wall, or even a wire antenna attached to a chimney. However, everyone has a window or two so for them, the *Altron QM1 Q Mount* could be a useful acquisition. The standard model suits openings between 24 and 42 inches, but extensions are available for bigger openings. Basically, the *QM1* consists of an outer, square tube into which a smaller tube is a sliding fit. A mounting foot slips over the larger tube as does a 23" long arm for mounting the antenna. A  $\frac{3}{8}$ " diam. BSW threaded rod is fixed at the end of the smaller tube and secured with a knurled locking ring. A number of holes are provided through the inner tube to set the approximate length of the assembly to suit the opening. The chosen holes are matched with holes in the outer tube and secured with a  $\frac{1}{4}$ " diam. bolt and wing nut. Firm fixture of the whole is achieved by adjustment of the jack screw.

The *QM1* can be mounted vertically or horizontally and the kit includes a clamp for a 1 to 1 $\frac{1}{4}$ " diam. mast, and a plate drilled with a 15mm. diam. hole for hole-mounted antennas. This plate also has four holes for attachment of ground plane radials, if required. It is suitable for light aerials up to 3 pounds in weight and up to 9ft. long. A second mounting arm can be bought enabling the aerial or mast to be held in two places in which case a 15ft. long, five pound aerial can be supported. The various parts are zinc plated and, in the standard bright finish, the cost is £27.60. A de-luxe black model costs £29.60. These prices include VAT at 15% but U.K. postage is another £1.50. The manufacturer of the above two products is:— *Allweld Engineering*, Factory 6, 232 Selsdon Road, SOUTH CROYDON, Surrey, CR2 6PL. (Tel. 01-680 2995 and 01-681 6734).

N.A.S.F.

EQUIPMENT REVIEW

# THE MUTEK SLNA 144S PREAMPLIFIER

“If you can't hear 'em, you can't work 'em!” is an adage as old as our hobby. It is particularly true on the VHF bands where the object should be to ensure you can hear signals from the same, or greater, distance that yours can reach. There is little point in running high *e.r.p.* if you have a rather deaf receiver. Unfortunately it seems to be the norm now for newly-licensed amateurs using the two metre band to give top priority to the building of a high power amplifier as a kind of virility symbol. Really, the first priority should be the installation of the best aerial and feeder system, and lowest *noise figure* receiver that can be afforded.

Some of the popular QRP two metre transceivers give satisfactory reception performance with stations as distinct as their power level will reach. However, when used with a beefy amplifier enabling the signal to reach more distant places, receiving deficiencies often show up. In other words, the receiver side is a bit deaf. A few amateurs are prepared to disembowel their precious “black box” to fit better RF amplifier devices and mixers, and to rip out varactor tuning diodes, lossy relays, switches and filters, but the majority prefer not to adopt this solution, opting instead for an external preamplifier.

A successful preamplifier should have reasonable gain, a *noise figure* of 1.5dB or better, good dynamic range and be capable of being placed as near to the aerial as possible. The first three requirements can be achieved by careful design, using relatively cheap devices, with proper setting up. The last requirement means the introduction of relays to bypass the device during transmission.

### Description

The *SNLA144S*, manufactured by *muTek Limited*, is one such product and has been in use in the reviewer's station for several weeks with most encouraging results. The components are mounted on a double-sided, fibreglass printed circuit board. The active device is the well-known 3SK88, ion-implanted, dual gate MOSFET. The aerial is tapped onto the coil of a simple, parallel-tuned input circuit and selectivity is achieved by a three-pole bandpass filter on the output side of the amplifier. The input and output sockets are BNC types, mounted at opposite ends of a 100 x 50 x 25mm. diecast “Bimbox”. Two tiny 12 volts *SDS* SPDT relays are energised when a 11 to 16 volts DC supply is connected to the unit, bringing the preamplifier into circuit. These relays, measuring only 20 x 10 x 11mm., are stated to handle 100 watts

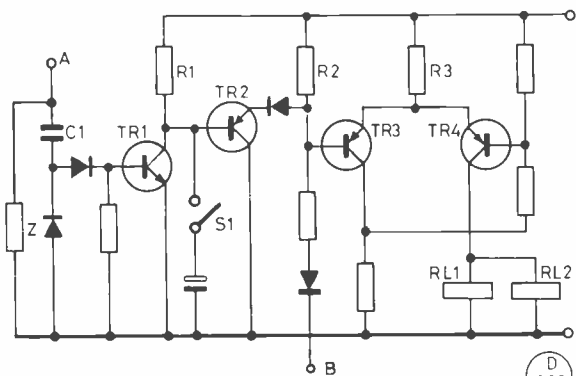
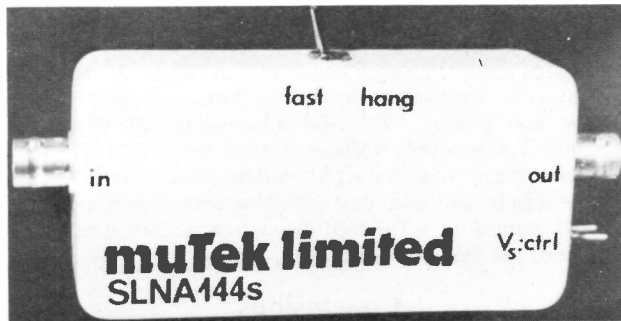


Fig.1 BASIC RF SWITCHING CIRCUIT OF THE SNLA144S (D 8E0)



RF, equivalent to about 1.5 amps. through the contacts at a 1:1 VSWR.

The *SNLA144S* incorporates automatic RF switching, the basic circuit of which is shown in Fig. 1. “Z” comprises three resistors in a pi-network forming a 2dB output attenuator — see later — is the load the transmitter sees initially, and is effectively 238 ohms. On receive, the driver transistor TR4 is conducting, its collector current flowing through the relay coils, RL1 and RL2. The voltage drop across R3, the resistor common to the emitters of TR3 and TR4, results in  $V_c$  of TR3 being less than  $V_b$ , so it is cut off. The RF sensing transistor TR1 is also cut off, therefore its  $V_c$ , and hence  $V_b$  of the high impedance follower, TR2, are at the supply voltage. A proportion of the RF voltage from the transmitter at “A” is fed to the diodes through C1 and rectified. When about 0.6 volts DC appears at the base of TR1, it is switched on, causing  $V_b$  of TR2 to fall to zero. As TR2 is now conducting, the current through it causes a voltage drop across R2 so that TR3 switches on, its  $V_c$  rising, cutting off TR4 through the latter's base resistor and de-energising the relays.

For AM and FM use, instantaneous switching from transmit to receive mode is ensured. However, for CW and SSB operation, it is preferable to introduce some delay so that the relays only come on during deliberate pauses. This is achieved by switching in C2 by S1, a toggle switch on the side of the box. This charges up through R1, to the supply voltage in about one second. The RF sensing can be overridden by hard switching point “B” to ground through suitable relay contacts in the transceiver.

### Performance

So much for the description and theory, but the important point is how the *SNLA144S* worked in practice. The basic receiving part of the reviewer's two metre station now consists of a Datong DC144/28 converter and Icom IC-730 transceiver, reviewed in the August 1981 and February 1982 issues, respectively, of the *Magazine*. From the sensitivity and dynamic range points of view, the Datong/Icom set-up has proved to be an excellent combination, and everything heard can be worked with about 1 kW *e.r.p.* During the testing period, tropospheric conditions were frequently mediocre while there were numerous periods of rather marginal auroral propagation. Under such conditions, RS41 signals were brought up to RS55 with this preamplifier. It is now evident that the receive capability is better than the transmit one so it would make sense to increase the *e.r.p.* by a further 10dB or so, to restore the balance.

A recent review [1] concluded that a prototype *muTek* preamplifier had an excellent stopband performance at better than — 50dB below 130 MHz and between 170 and 500 MHz. This was confirmed as no problems were caused by any strong local QRO TV transmissions in Bands 1, 3 and 4, or by low and high band PMR relays.

It is very important to understand the need to achieve proper gain distribution in a receiving system, both in order to realise the best overall *noise figure* and so that a high dynamic range RF stage can be fully utilised. The overall gain of this product was measured as 14dB. As supplied, there is a pi-network following the three-pole filter, which gives a 2dB attenuation, so the actual gain of the amplifier is about 16dB. The three resistors are

soldered to pins, enabling the user to replace them if more attenuation is required.

It needed approximately 8 volts *r.m.s.* at point "A" to switch the relays off to the straight-through position, equivalent to about 300mW *r.m.s.* into "Z", the aforementioned pi-network attenuator. At a supply voltage of 14.5, the *SNLA144S* took 30mA of current. No socket is provided for power connection, the positive supply lead and hard-switching control lead requiring soldered connexions to 1nF feed-through capacitors. A solder tag is provided for the earth return lead.

### Conclusions

As a sensitive preamplifier, the *SNLA144S* does all its makers claim, further improving an already good system. No signals

strong enough to overload the preamplifier were encountered. In fact, some of the very strongest locals seemed slightly narrower than usual! If masthead installation is considered, the device would have to be housed in a dry, water-tight case and the hard switching option used throughout. This product can be confidently recommended to anyone seeking to improve the receiving department of their two metre station, but the comments about gain distribution in the overall system must be borne in mind.

The *SNLA144S* came with an A4 leaflet headed "Preliminary Data" and by now a better one ought to be supplied. The current U.K. price is £33.90 including VAT plus 60p for postage.

N.A.S.F.

[1] *Radio Communication*, December 1981, pp. 1120.

## MODIFYING THE TR-2300 FOR QRO OUTPUT

FRANK AVENIA, G4MWM

**B**EFORE describing the modification, it should be pointed out that if your TR-2300 is still under warranty any alterations may invalidate the guarantee, so check on this point first. The modification is fairly simply, requiring only one component — the SD1127; provision has also been made for high-low power switching using the rig's light switch.

Firstly, remove the speaker grille panel to reveal the PA and PCB (X56-1280-00). Next remove the connectors on the PCB, removing the orange and grey leads, the local oscillator (LT, E), the aerial lead (P, O and E) and the two PCB connectors; now undo the six PCB mounting screws and the PA heatsink screw. Desolder the PA transistor (2SC2329) and replace it with the SD1127, noting that the lead configuration is different: first put an insulated sleeve on the base of the transistor, then follow the orientation of it according to the information sheet and Fig. 1. Make sure that the heatsink is in position before soldering the transistor into place. Replace all screws and leads correctly and securely.

For high-low power switching, remove the blue, white, orange and purple leads from the light switch, and re-solder according to Fig. 1. Solder a wire carefully on top of RV2 slider at point 'X' (there is room, by using thin gauge wire); do not put too much solder on the slider which otherwise might be damaged, so good soldering techniques are needed. Finally, solder the other end of the wire to the switch as indicated. The modification is now complete.

### Setting-Up

Connect a dummy load on the aerial end of an SWR bridge, transmit and adjust TC2, 3 and 4 for maximum output; do this several times for best results, and then do not adjust again! Set switch to position 1 or 2 (low power) and adjust the low-power setting by pre-setting RV2. The rig is now ready to use.

### Comments

The author's TR-2300 gave out a high power of 2.5 watts (4 watts claimed by one amateur), and the low power was adjusted to 250 mW. Depending on the bias of Q8, the less the bias voltage, the greater the voltage placed on gate 2 of Q5 (the driver transistor), the greater the power. This principle is used to switch to high power by shorting the slider (base) to ground; in the low power position the slider is open circuited. The principle use for this arrangement is for setting the power range the same for the entire two-metre band (feedback).

This method involves no power loss and is much easier than using a dropping resistor for high-low power switching, as well as requiring only one connection (RV2 slider) to be made. Stability of the modified TR-2300 when fed into a PA was found to be excellent.

Further information on SD1127 characteristics is available from the author or from *Modular Electronics*, 95 High Street, Selsey, West Sussex PO20 0QL.

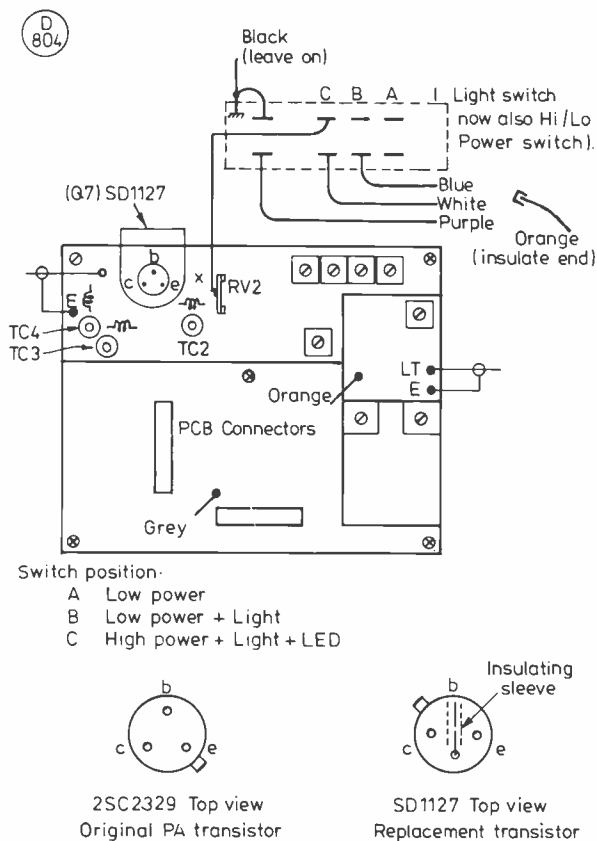


Fig. 1 TR-2300 "QRO" MODIFICATION by G8TVJ



# A UTILITY CHASSIS FOR THE FRG-7 RECEIVER

H. N. KIRK, G3JDK

**H**AVING recently constructed a converter for the two-metre band, I realised I had also constructed yet another box to add to the ever growing litter on the operating desk — and decided to do something about it.

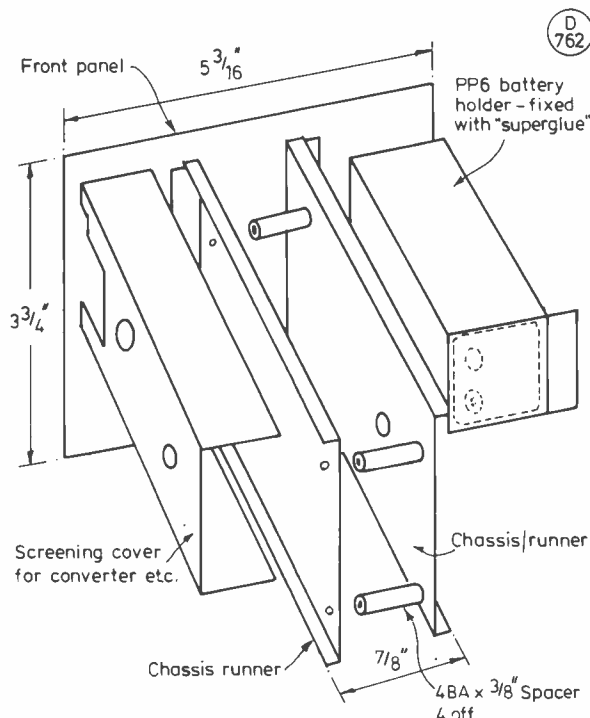


Fig.1 Exploded view of utility chassis for FRG7 use with 2m Converter

Previous examination of the FRG-7 had revealed acres of unused chassis area, most of it being taken up by the battery box. Since I never run the receiver on batteries, it was decided to remove the plastic battery holders from the battery box and somehow replace them with the two-metre converter. Being a lazy fellow — and a prudent one when it comes to FRG-7 re-sale time — it was then decided to retain the battery box "as is", and

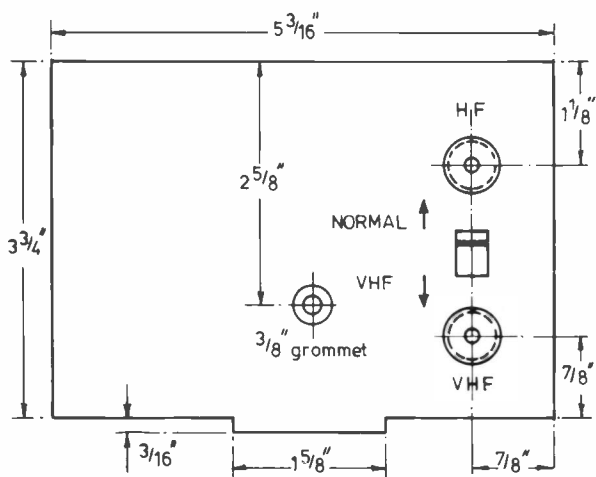


Fig.2 Converter front panel - 16swg aluminium

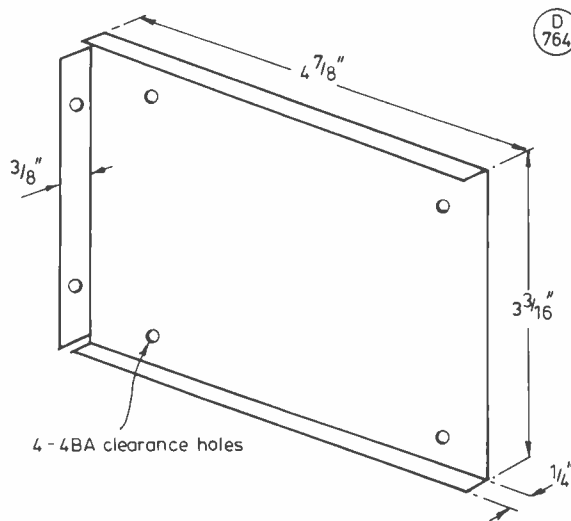


Fig 3 Vertical mounting plate - 16swg aluminium one l.h and one r.h required

instead construct a replica (almost!) from lighter and more easily worked aluminium sheet. The results of this exercise can be seen in the constructional drawings.

Construction basically consists of a 16 s.w.g. aluminium front plate drilled to take the two co-ax connectors, a grommet and a two-way changeover switch. The latter switches either the HF antenna or the converter to the receiver whilst at the same time switching the 9 volt DC supply to the 2-metre converter. The two vertical mounting plates — one for the battery and the other for the converter — are spaced apart by pillars so as to provide a runner which mates with the receiver tracks and so holds the assembly in position. The 90° bends on the top and bottom edges of the vertical plates are easily achieved by the assistance of two short lengths of steel angle held in a vice jaw — the aluminium then being bent over by the use of a piece of wood and a hammer.

The battery box shown is perhaps a little elaborate: the same job could be done by a simple 'U' shaped bracket fixed by a couple of self-tapping screws.

In the case of the 2-metre converter, the results were satisfactory — one less box on the desk and the added facility of the new band on the FRG-7 (when tuned from 28 to 30 MHz, of course).

However, the reader will no doubt be quick to realise that the basic sub-assembly could be used to accommodate other pet projects, such as a 70cm converter, a multi-output crystal marker, or even a small transistorised transmitter working from the receiver power supply on the band of his choice. All this without a

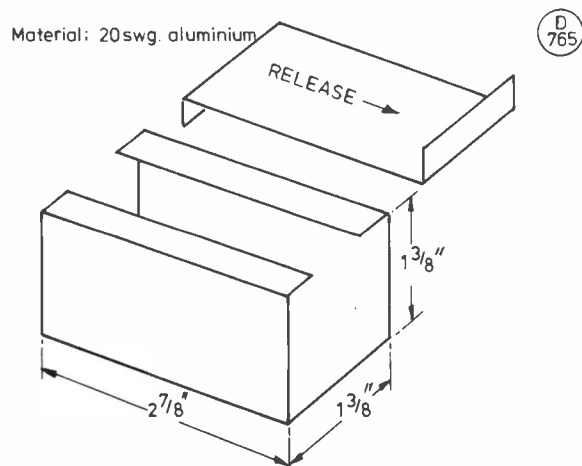


Fig.4 Battery box. Sliding lid ejector fits inside 'U' shaped section

single extra hole having been drilled in the pristine chassis of your FRG-7! The rather pleasant "anodised aluminium" finish is obtained by immersing the metal-work in a bowl of dissolved sodium-hydroxide pellets (*don't* use the XYL's stainless steel sink for this operation) until the required etch is obtained. Wash and dry the work piece well and then spray with clear lacquer to prevent fingermarks. The legends are applied using *Letraset*

although of course any other method of marking is acceptable; a further light coat of lacquer then seals the lettering.

Perhaps the only snag to the project was the inability to obtain four of the plastic snap-in fasteners as used on the original FRG-7 assembly. The purist may like to approach Yaesu for a supply but the author found that the internal chassis guides provided adequate security.

## BASICS FOR THE S.W.L. AND R.A.E. CANDIDATE, PART V

### SUGAR-COATED THEORY

**L**AST time out we looked at inductance, capacitance and resistance in an AC circuit; now we must consider the question of what happens when current flows in one of two wires placed close together.

Let an alternating current flow in one, and let the other be positioned so that the varying magnetic field from the energised wire reaches the 'unenergised' one. Connect a testmeter on a suitable AC range to this 'unenergised' wire's ends, and we will see, to our surprise, an alternating current reading. Move this second wire about relative to the energised wire and the effect will be more marked as the two wires come closer together: now stop the energising AC, and the 'unenergised' wire ceases to do its thing. We have a very basic *transformer* — just two wires side by side.

We can, and in due course will, build that up to the big iron-cored thing inside our power-pack, but for the moment let us just say that the energy we can extract from the second wire (call it the 'secondary' from now on) is related to the frequency, the degree of 'coupling' (how close the wires are to each other) and the amount of energy we put into the 'primary' (*i.e.* the energised wire).

For the moment just think about this; if we coil up the primary the magnetic field from each turn will affect its neighbours; and if we wind the secondary on top of the primary winding we will get more 'coupling' between turns *and* between primary and secondary. This is what we have agreed: we energise the primary and find the secondary has been energised. It's a fairly educated guess that if we took our secondary to the energising source and primary to the meter, we would see a similar effect.

Now hang on to your hat! If we energise the primary, we find the secondary has become energised: now the secondary has some energy of its own, it will put out *its own* magnetic field which will act on the *primary*. Lenz's Law codifies this (and indeed the case of a single winding) when it says that the induced voltage due to an input voltage will be of such a nature as to endeavour to cancel the disturbance causing it. The most obvious demonstration of this is to connect a mains transformer through a switch to the mains and watch the spark as you switch it off. The spark is due to this 'back EMF' which is trying to make the current continue.

Going back to *Part I*, if we were to take a battery of internal resistance  $X$ , a perfect ammeter and a perfect voltmeter, and a series of resistors, we can measure the power in watts in the load resistance. It we can do the exercises without flattening the battery we will find that the maximum transfer of power occurs when the value of the load resistance is also  $X$ . Get a bit of paper and try. (Hint: imagine the battery to be a perfect one with a resistance  $X$  in series with it.)

You didn't notice but we described the process called 'matching' in that last paragraph!

### To Work

*Why* do we play with a wireless set? To listen to that station . . . preferably to the exclusion of the others on nearby frequencies. To that end we hang up an aerial, and we connect it to a receiver; Depending on the aerial it will pick out all the signals reaching it to some lesser or greater extent and present the whole lot to the receiver terminals (forgetting for the moment any ideas we may have about 'tuning' or 'matching' aerials) — a bit like the family cat which lays all its mice on the doorstep for our admiration. Our receiver has to sort out which signal we wish to listen to (with some help from us twiddling the knobs, admittedly). This is where our resonant circuit comes in handy. See Fig. 1, where we can imagine a receiver hanging between the terminals A and B. Signals are presented to terminals A and B by the aerial wires Y-Y. Lower frequency signals see the inductance as a longish bit of wire shorting the capacitor, higher frequencies see the capacitor as a short-circuit and the inductor as a choke; either way they don't notice the tuned circuit. At the *resonant frequency* of the tuned circuit, signals see an open-circuit and the signals at this frequency beetle off down X-X to be processed.

Sounds too good to be true? Agreed but the *essence* of the thing is there. Get that clearly in the mind first, before you read on.

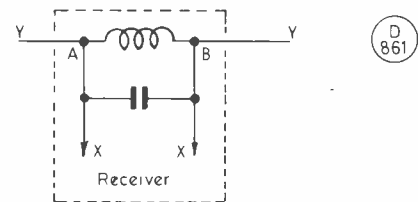


Fig 1 Application of tuned parallel resonant circuit (see text)

Back to *Part II*, where we agreed there was no such thing as a perfect inductor, capacitor or resistor. Our two wires Y-Y have inductance in their length, and capacity to ground and to each other. Yes, you've guessed: the wires Y-Y do themselves form an LC circuit which may or may not be resonant at the chosen frequency. If Y-Y are both random length it is odds-on they won't be resonant at the desired frequency, in which case they will look to the tuned circuit A-B like a reactance; and that reactance will appear across A-B and change its resonant frequency. As the aerial is coupled to and collecting signals from space, it will exhibit a lower 'Q' and thus will reduce the effective Q of our tuned circuit A-B. Thus, in practice we are going to need more than just one plain tuned circuit, and unless we can arrange that our aerial is resonant at the desired frequency we will find the detuning effect a nuisance; not to mention that we want the impedance of the aerial to match that of the tuned circuit so as to get the maximum transfer of wanted signal to the terminals X-X.

Fig. 2 indicates roughly how this is achieved; in the practical case the arrangement on the left in the dotted box would be called the Aerial Tuning Unit and the one on the right would be the first tuned circuit in the receiver. Note how the aerial is tapped down the coil; this is to arrange matching. The *link* between the aerial

tuning unit (AFU) and the receiver would normally be coaxial, and matched. Thus for a given aerial and wanted frequency we would fiddle with the tapping point for the aerial and the number of turns in the link coil at each end until our wanted signal is maximised. At least, that is the idea — but Professor Jeremiah Sodde will doubtless start the band fading just as you try one turn past the best position!

What have we found out? One, our tuned circuit is the thing we want, to enable us to abstract from all the signals collected from space by the aerial the one we want to listen to. Two, by implication we have indicated that the 'aerial' — the wire running from A and B to Y and Y — may itself be a tuned circuit in behaviour; and three, we have indicated how a transformer is based — and mentioned Lenz's Law.

Now, what about the series-resonant circuit? It can indeed be useful in radio, although it does not too often appear in so basic a fashion in modern circuitry. It is used as a series trap to short unwanted signals away in some transmitters, and it has an occasional use as a 'wave trap' to remove a signal which is so big that it is too much for the parallel tuned circuit and breaks through to interfere with our wanted programme. In this application — see Fig. 2 — we will put a series-resonant circuit across the main tuned circuit, and maybe we can put one in the aerial as well, as we have shown. The one in the aerial and the receiver main tuning are both tuned to the wanted signal, while the shunting one is tuned to the unwanted one. Already, there must be whispers of "that's too complicated to operate in the shack" — which is why we don't see these traps being much used nowadays when we can find other, and operationally simpler, ways of getting round the problem. And, of course, the concept of the resonant circuit comes into the explanation of the crystal filter, the crystal oscillator, the aerial, and various other things, as we shall in due course see.

### Iron Cores

However, let's go back to our coil of wire, with a primary and secondary, and let's consider it is being energised at 50 Hz by the mains. We will be able to detect some lines of force, but if we put a lump of soft iron down the middle of the coil (like we do a tuning slug down an RF coil), we will see a considerable increase in the apparent magnetic field. It is as though the iron 'core' has increased the number of lines of force. If we have done this, we will find we have increased the inductance, and we talk about the permeability of iron; we talk of its power to increase the apparent flux density as compared with the same coil in air, under specified conditions.

While we were thinking thus, our transformer core began to warm up, and this discloses a first problem about the use of a core. As we raise the frequency, so we find our iron core warms up more, so clearly it must be 'lossy', and we could guess that what we put in equals, roughly, what we get out plus the energy wasted in heating. How to reduce the problem? At mains and audio frequencies, we can use a 'laminated core' which comprises a pack of thin sheets of the iron material, each of which is coated such that it is insulated from its next-door neighbour in the core. The idea is that the magnetic fields we set up will induce currents into the core, and by making it of laminations we keep the eddy currents set up into small amounts of iron. At higher frequencies we can use *iron dust cores* in which each bit of iron dust has a coating of oxide, and the dust is compacted into a usable shape. The eddy currents are now confined each to its own particle of dust iron. At higher frequencies still one can use *ferrites*; these are ferritic ceramic based materials and there are umpteen different formulations to cover different needs, and different frequencies

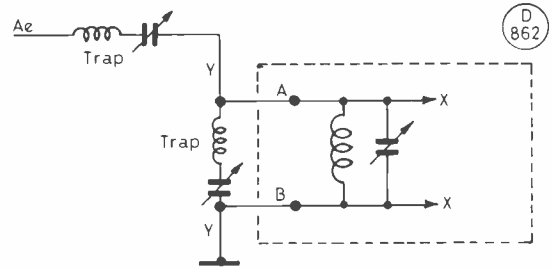


Fig 2 Application of series resonant circuit (see text)

right the way up to VHF/UHF. Whether we use laminations, or dust iron, or ferrite, we can obtain the data from a catalogue just as we might for a transistor or valve.

A special case of the iron-cored inductor is the 'choke' which often appears in the smoothing circuits of a power supply. In this case we have two conflicting requirements, one of which is the need to carry some DC (and hence for the core to be partly magnetised all the time) and at the same time to maintain a specified inductance. We can do some experimenting with a core, and we will observe that while they all have a permeability index greater than unity (unity being that of air, by definition) they will all show the phenomenon of 'saturation' where a further increase of current in the winding no longer results in more lines of force. In order that we may avoid this nuisance, which in effect makes the inductance 'limit' we will insert an air gap somewhere in the make-up of the laminations, with the thought in mind that if we do lose a bit of inductance in the absence of DC, which we can remedy in the design, we have prevented the core from saturation and so our DC output from the power-pack will be what we expect; but more of that anon.

Our transformer for a mains power supply is of course designed with 50 or 60 Hz in mind. However, when we come to talk of audio frequencies, and particularly hi-fi, our transformers have to cover a frequency range from below 50 Hz to upwards of 20 kHz. This is very difficult to do without a spurious resonance effect turning up somewhere in the range and spoiling things. Nowadays we can use solid-state devices to make an audio amplifier with no transformers, so that is by the way of a problem of the past. It used to appear in the old AM transmitters of years ago in the 'modulation transformer' which took the audio output and transferred it into the PA stage.

### Summary

We have looked, in a purely qualitative way, at the effects produced by putting an alternating current into a wire. We have seen that the magnetic field 'couples' primary to secondary, and we have seen that a back-EMF is generated. We have also seen that at mains frequencies an iron core increases the lines of force and named the property in question permeability. We have noted that iron cores involve losses, and how we keep them down as frequency rises. Finally, we have noted that proximity of primary and secondary are involved.

As a side-issue this, almost, we noted that an aerial partakes of the 'resonant circuit' character, and applied the idea of practical use of resonance and its combination with the concept of the transformer.

So, a bit of a hotch-potch this time, around the edges and into the ideas of inductance. Next time, we'll try and clarify, with numbers and things.

*to be continued*

**"Plug in Your Soldering Iron and Begin Here", a new series for the novice constructor by Rev. G. C. Dobbs, G3RJV, starts next month.**

# “A Word in Edgeways”

## Letters to the Editor

*The views expressed here are not necessarily those of the Editor, nor should they be taken to represent any particular SHORT WAVE MAGAZINE policy.*

*Dear Sir* — This letter is possibly not one of the kind usually published, but I do feel it may be of interest to all the budding amateurs out there who have not yet taken the plunge.

Twelve months ago I could not in honesty fit a 13 amp plug to anything without first double-checking with my DIY books. Radio was something on which to listen to sport on Saturday afternoons. Radio amateurs? I had never heard of them (retrospective apologies).

Then a sort of boom happened in our area. All the local lads in the pub were talking of ‘breakers’, ‘buzbies’ and all the rest of the inane jargon. My interest was aroused. What could they be talking about? I soon found out: Children’s Band radio. Obviously I knew about CB, but never thought that it existed in this country. I was shown how it worked and given examples of “DX-ing” by some of the “better equipped” locals. My appetite was, I must admit, slightly whetted.

This now is where my fortunes change and the real story begins. I was enthusing at great length about this CB and DX-ing with a friend in his local pub, when a chap, slightly known to us, came over and joined the conversation. It was not long before he was telling us of all the facilities open to radio amateurs, probably the most appealing being the legality!

Over the next few weeks my friend and I talked of nothing but bouncing signals off the Moon, chatting to people in America *via* satellites and sending each other TV pictures. We shopped around and bought every magazine (both of them!) on the subject we could find. That was when the bubble burst: we did not understand a word. SSB, CW, gotaways, OM, G3, 9K — it was worse than CB! After some pondering we decided to press on a little further. Well, in for a penny, in for a pound: I joined the RSGB.

Can you remember the first time you saw *Rad Com*? If we had not been made of such fine British stuff I know we would have given in then and there. But it was then that we discovered G. L. Benbow’s excellent work *The R.A.E. Manual*: we decided we would go for the exam, no turning back, G6 or bust! We arranged to meet every Monday evening and do a few pages each week over a pint and a smoke, and aim at the May, 1982, R.A.E. Remember, neither of us knew a thing about radio or electricity, but it was amazing how soon we were able to read, enjoy and even partially understand the magazines. Our enthusiasm did quaver a bit when we got to transistor theory and when we found that we needed a Class-A licence to do TV, etc. Our group by this time had grown to six; a quick reappraisal was necessary. We decided we would take the R.A.E. in December 1981 and the CW some time this year — and hope that there were not too many questions on transistors. The Monday sessions soon started lasting from 2000 to 0200!

Our next problem threatened to stop us dead in our tracks: due to the ‘cut backs’ we could not find anyone prepared to admit that they were holding the December R.A.E. However, after much telephoning we managed to find somewhere and get booked in. The day of the exam came, and what an exam it was! I would swear that there were no answers to some of the questions, but I think everyone says that after an exam. We all agreed that the exam was fair but tough (*sic*?). Much waiting and nail biting later, we got our results: all six had passed. Our marks ranged from ‘distinction’ to ‘pass’, but what difference did the grade make — we could all now apply for our G6. Three of us had started to learn CW with the aid of a Digitalter and decided to press on for a G4; the others either applied for a G6 or just “thought” about CW. The three of us duly applied to take the CW test — and we all

passed. Now with our applications in the hands of the H.O., we hope soon to continue our “self-training in communication by wireless telegraphy”.

I have heard many CB-ers talking of these ‘super brained’ amateurs; I have heard G6’s referring to the impossible CW test. To those people I say this: less than twelve months ago I had never heard of amateur radio. I am sure the exam is not designed to keep you off the air, and the Morse test is certainly not the great ogre you may think; 15 minutes Morse every day will enable you to pass the test in eight weeks. My friends and I are just ordinary people: if we can start from scratch and have our licence applications in the post in under 12 months, so can any other ordinary person.

So come on you “CB DX-ers”, get on 10 metres legally; and come on you Class-B licence holders and have a go at the Morse test. You can surely get more out of amateur radio if you have access to a wider spectrum of frequencies and modes of operation. It is certainly easier to build a QRP Top Band rig than a two-metre rig for under a fiver!

*A. Reeley, G4???*

*Dear Sir* — I apologise for taking up yet more space in your “A Word in Edgeways” column but I feel it necessary to respond to G8ADD’s letter in your April edition.

It seems that 8ADD has fallen into the trap of hearing one word and constructing from it a full length novel. If my letter in the February issue had been putting forward the idea that “real” radio amateurs are those using CW then I would agree that it would have been divisive. All I was doing, however, was answering 8ADD’s previous statements that a knowledge of CW is irrelevant for HF operation and that the great majority of Class-A licencees have “forgotten” their CW. There are many facets to amateur radio. That I chose to mention only one of them does not mean that I consider it to be the most important but merely that it was the only one mentioned in a contentious way by 8ADD.

As to teaching people Morse code, I agree with 8ADD that this can be achieved in one week; also, of course, people can be taught to fly an aeroplane in one week. It must be added that the latter process does not produce experienced pilots nor does the former produce experienced morse operators. The reason for this is quite simple, experience cannot be taught.

G8ADD’s statement that the high level of CW operation, both commercial and amateur, on the HF bands is irrelevant to the discussion does not sit very comfortably with his previous statement that a knowledge of CW is irrelevant to HF operation.

Not knowing how 8ADD compiled his estimate of 90% for the CW drop out rate (“A Word in Edgeways”, Jan ’82), I cannot comment on the likelihood of it being haphazard. Similarly, I do not see how he can be so certain that my survey was haphazard. I concede that it might have been on a relatively small sample — 50 — but I believe it to be a representative one ranging from those who operate only on CW to those who have never operated on that mode. I should add that none of the stations included in my survey were asked the direct question on the subject, my information came from casual comments or from hearing the station actually using CW.

As to the rest of G8ADD’s letter, I think G3RKH and G3MYX have said it all (“A Word in Edgeways”, March ’82).

*Anthony Plant, G3NXC*

*Perhaps discussion of this subject should now be closed — for the time being, at any rate! — Ed.*

*Address your letters for this column to “A Word in Edgeways”, SHORT WAVE MAGAZINE, 34 High Street, Welwyn, Herts. AL6 9EQ.*

# CLUBS ROUNDUP

## By "Club Secretary"

ONCE more we are looking at a quite enormous pile of reports, newsletters and data on clubs; and this pile has to be memorable as it probably has more new formations than we have seen in any one "Clubs" for many a long year — and that must be saying something!

### The Clubs

Chiswick Town Hall is home to the **Acton, Brentford & Chiswick** group, and they will be gathering there on Tuesday, May 18, for a discussion about 'Interference to Domestic Entertainment Equipment'.

Now our first newcomer; this one is the **Antrim & District** and we have it that they have a monthly booking on the third Thursday of every month in the Board Room of the Antrim Forum, and they will be trying to have something organised each time and to announce it on the previous weekend's GB2RS News Service. More details from the Hon. Sec. at the address in the Panel.

Now we come to **A.R.M.S.** which is the club to join if your main interest is in mobile operating — all the details from the Hon. Sec. — see Panel.

A new venue is indicated by the Hon. Sec. of **Aylesbury Vale**; they will be at *Stone Village Hall* (which lies a couple of miles west of Aylesbury on the A418) on May 18 for the judging of the Construction Contest. In addition to the monthly "do" at this venue, they also have an informal in the saloon bar of the "Red Lion" at Bierton on the fourth Tuesday. However, in this instance the May one is in fact put back to June 1.

The letter from the PRO of **Barry College of Further Education** notes that he never thought that one day he would be reporting: we wonder what they slugged him with. Seriously, the gang are based in the Annexe, Weycock Cross, and are normally to be found there every Thursday from 7.30. At the time of writing the main thing was the preparation for their Mobile Rally at the Barry Memorial Hall on May 23.

May 19 at **Basingstoke** is down for G3KNZ to give his talk on microwaves — but they forgot to confirm the venue! Our record indicates Chineham House, Popley, but if you are on a first-time visit, perhaps it would be well to check with the Hon. Sec. — see Panel for his name and address.

**B.A.R.T.G.** used to be synonymous with the use of the teleprinter — but nowadays it is more than possible the set-up is all electronic, though the signals sent and received are still Murray-code. The newsletter covers all the variations — ACII, AMTOR, and the rest, and if you are interested in this sort of thing you should be a member. Details from the Hon. Sec. — see Panel.

Nice to hear that the new **Biggin Hill** lot are booming in numbers — meet them on Tuesday, May 25, at the Biggin Hill Memorial Library, for a talk on engineering in the IBA.

Over now to **Bournemouth**, and here again they don't give details of the venue — but again our records help out with the Kinson Community Centre, Pelhams, Millhams Road, Kinson, Bournemouth; on May 7 they have a programme by several members on 'Aids for the Blind' while on May 21 they go off D/F hunting.

There seems to have been a little bit of a problem at **Brighton** over a late cancellation by a speaker, and the Hon. Sec.'s attempt to fill the gap. As a result of the argy-bargy, sadly, they now lack a President and an Hon. Sec. All we can say about this is that there *must* be a less destructive way to carry on. Anyway the club still exists, and meets at 47 Cromwell Road, Hove, on every second Wednesday at 7.45. May 19 is down for a Micro Night.

If you work for **British Rail**, then you are entitled to membership of this club. All the details from the Hon. Sec. at the address in the Panel.

On to **Bromsgrove** where they are based on the Avoncroft Arts Centre; the second Friday is the main meeting and on the fourth Friday their QRP group meet.

The update from **Burnham Beeches** says that they are using as Hq. the St. Johns Ambulance Hq., Serena Hq., Slough, on the first and third Monday of each month. More details from the Hon. Sec. — see Panel.

Contests are discussed by G4BVE for the benefit of the **Bury** group on May 11, at Mosses Youth and Community Centre, Cecil Street. This is the main meeting, but every Tuesday evening they foregather for a natter, Morse, construction or whatever at the same place.

**Cambridge** come next, and the data we have shows May 7 for a talk on crystals by G8XLE, informals with the transmitter on the air on 14 and 28 May, plus on May 21 a visit to the Applied Psychology Unit (to be confirmed later). Find them in the Visual Aids Room, Radegund Road, Coleridge Road, Cambridge.

Now to **Chelmsford** where they seem to be booming, with attendances up to sixty at Marconi College, Arbour Lane, Springfield, Chelmsford. The May meeting is down for a talk by the Senior Engineer, Essex Radio, on commercial radio; and although they don't actually say so, we deduce the date as the first Tuesday of each month.

---

### Deadlines for "Clubs" for the next three months—

June issue — April 30th

July issue — May 28th

August issue — June 25th

September issue — July 30th

*Please be sure to note these dates!*

---

A new Hon. Sec. takes over at **Cheltenham** — see Panel — and we have it that their programme for May 6 is a joint meeting with other local clubs — one assumes at Hq. — and an informal on May 21. The place to head for is the Old Bakery, Chester Walk, Clarence Street, and they welcome visitors specially.

Every Wednesday evening you will find the **Cheshunt** crew headed for the Church Room, Church Lane, Wormley. There is a natter on May 5, and on 12th they have a session of RAE course revision, followed a week later on 19th with a combined RAE debriefing and equipment evening. Finally on May 26, G6CFW will talk about Mainframe Computers.

A new Hon. Sec. takes over at **Chiltern** and he should be contacted for details of the 'where' and the 'when'; and of course Chiltern implies that the coverage is the area around High Wycombe.

The Friday evening sessions of the London **Clifton** club, at the New Cross Inn (junction of New Cross Road and Clifton Rise), seem to be successful as the attendances are rising. All the details from the Hon. Sec. — see Panel.

On Thursday May 13, the **Colchester** group will be at the Colchester Institute, Sheepen Road, Colchester, for a planning evening, to cover the Anglian Rally and NFD.

We haven't had an update from the **Conwy Valley** gang of late, but we have it that they foregather at Green Lawns Hotel, Bay View Road, Colwyn Bay.

Down in the West country you come to Cornwall, and Camborne, where the **Cornish** club have their base at the SWEB clubroom, Pool, Camborne. G3WKP will be the speaker on May 6 and his topic "Beetling around Africa".

A first offering from the new editor of the **Crawley** club newsletter seems to indicate he will be able to keep up the standard of his predecessors. On the fourth Wednesday of May they will, if we have extrapolated the earlier dates right, be gathering at Trinity Church, Ifield, Crawley; they also have an informal on the second Wednesday. We suggest a contact with the Hon. Sec.,





The new Verulam A.R.C. committee for 1982 shown here at their recent meeting in St. Albans. Standing: Alan Gray G4DJX (Hon. Sec.), Frank Clayton Smith G3JKS (Chairman), Nigel Townley G4NGT (Hon. Treasurer); seated: Peter Hildebrand G3VJO, Harold King G4HKA, Bob Goss G4CQF, Norman Fisher G8ATO. The remaining member, Chris Lee G6BQJ, is absent. Photo by G3PZF

particularly as the informal will be at a member's home. The detail is in the Secretaries' Panel.

The **Cray Valley** Hq. is at Christchurch Centre, High Street, Eltham, and they go there on the first and third Thursdays in every month; the first meeting of the month is normally the 'formal' effort. May 6 is to be a "Surprise Event", the surprise being dished out by G3XMD.

**Crystal Palace** have Saturday, May 15, booked at Emmanuel Church Hall, Barry Road, East Dulwich, SE22, and the letter from the Hon. Sec. indicates he hasn't got the programme quiet nailed down for this particular date — the chosen speaker must be wriggling hard!

On to **Denby Dale** where they have the formals on the second and fourth Wednesdays with informals on the other Wednesdays, at the Pie Hall, Denby Dale.

If you want to find the **Derby** crowd, you set off on a Wednesday evening to find 119 Green Lane, and then you go to the top floor where they have the 'doings'. May 5 is a junk sale, May 12 a talk by G5YY on his 50 years in Amateur Radio, and on 19th there is a visit from *SMC (Jack Tweedy)* from Chesterfield, and the month is rounded off with a Measurement Evening, on May 26.

The new **Derwentside** club meets at the R.A.F.A club in Sherburn Terrace, Consett, every Monday evening, and all we can add to that is that we need an update — Hint!

**Edgware** may not be 'at home' on May 13 for the talk on Territorial Army communications, but they will be at Hq. on May 27 for the Constructors' Contest and NFD briefing. A check with the Hon. Sec. — see Panel — would settle the 'where' question against the earlier date; normal Hq. is 145 Orange Hill Road, Burnt Oak, Edgware.

We have a change of address notified for **Exmouth** — see Panel — and that is where we must point you for data on the club and its meetings, as our information is well outdated.

Now we turn to **Fareham**, and their base at Portchester Community Centre, in Room 12; May 5 will be on-the-air and a natter, May 12 a talk on DX working on 144 MHz, a special-event station at the Hq. over the weekend of 17th/18th, an Open Night on May 19, and finally a talk on Six Metres by G4JCC.

**Farnborough** have their 23cm. beacon going now, and on May 12 they have the attraction of a talk by Ron Ham. May 26 is down for a talk on the Basingstoke canal combined with a review of the HF NFD plans. Venue is the Railway Enthusiasts club in Access Road, which is off Hawley Lane.

Up to GM and **Glenrothes**, where the coverage is essentially the Kingdom of Fife; the Hq. is at Provosts Land, Leslie, every Wednesday evening and on the third Sunday of every month —

this last being the 'formal' one with a speaker.

May 27 for the **Greater Peterborough** club means a visit to an Hq. they forgot to mention, for a talk on Long Distance TV Reception by G8BKG. The missing bit of information can be obtained by getting in touch with the Hon. Sec. — see Panel for his address.

**Guildford's** Hq. is at the Guildford Model Engineers' Hq. in Stoke Park, and they will be there on May 13 for a Natter Nite and again on 28th for a talk on aircraft 'black boxes' by Phil Smith from Heathrow.

**Harlow** seem to be having the most successful time ever, on Tuesday evenings at the Old Barn, First Avenue, Harlow, and we hear that they are putting on a very good programme of events.

We have a cryptic note atop the letter from **Harrow** this month saying "don't publish" — so we confine ourselves to mentioning that they are at Harrow Arts Centre, High Road, Harrow Weald every Friday evening. For the rest of the details a contact with the Hon. Sec. seems indicated — see Panel.

Now **Hastings**, where the main meetings are on the third Wednesday of each month at West Hill Community Centre, and weekly on Fridays at the clubroom at 479 Bexhill Road, St. Leonards-on-Sea. May 3 is an extra, at the Blacklands School Bonanza.

**Hereford** have their Hq. at the County Control, Civil Defence Hq., Gaol Street, and they will be at home on May 7 for G6CJ's Aerial Circus on videotape, and May 21 for the NFD arrangements to be settled.

Over the water now to EI-land, and **IRTS** where they have now formed a section called 'Baggot Street IRTS' meeting at 91 Lower Baggot Street, Dublin; this one meets every Thursday evening. In the current IRTS newsletter — which is their 50th Jubilee issue, they mention clubs in Fingal, Donegal and other places in EI — all the details from the Hon. Sec. in the Panel.

Down in the **Isle of Wight** the group are to be found in County Hall, Wootton Bridge, near the Sloop Inn, on Tuesdays for some operating and Fridays for a natter. One evening each month is normally set apart for a talk or films or whatever.

Another new club has been formed; this one is called **Itchen Valley** and they foregather in the St. John Ambulance Hq. on the corner of Desborough Road and Blenheim Road, Eastleigh on every other Thursday evening. Details from the Hon. Sec. — see Panel.

Our next letter covers the formation of a new club in **Limerick**, based on the Dept. of Marine Radio and Radar, School of Engineering, O'Connell Avenue, Limerick. Details from Bill Hurley, EI9BX at the above address.

From the new to the old — **Lincoln** celebrate their Diamond Jubilee with a 'Hamfest' on May 9 at the Lincolnshire Show ground, which lies 4½ miles north of Lincoln on the A15. The club itself isn't mentioned in the release, so for that we must refer you to the Hon. Sec. at the address in the Panel.

**Lough Erne** is a new club in GI, where they are at Lake Land Sports Centre, Enniskillen on the second Friday of the month. More details from the Hon. Sec. at the address in the Panel.

Now to GW and **Loughor**, where the Hq. is at Loughor Scouts Hall, meetings being fortnightly on Tuesday. Details from the Hon. Sec. — see Panel.

The second Tuesday in every month is the date for the get-togethers of the **Malvern Hills** group, and for May they have a talk on matching circuits and SWR by Dave Yates, G3PGQ. The place is the "Red Lion", St. Annes Road, Great Malvern.

May 6 for **Meirion** is down for a talk on the Arfon Repeater, at the Royal Ship Hotel, Dolgellau.

**Melton Mowbray** have the Annual Construction Contest on May 21, the judges being G3WKM, G8CZ, and G3XJW; this, and all meetings are at the St. John Ambulance Hall, Asfordby Hill, Melton Mowbray.

It's the third Tuesday in the month for **Midland**, and their Hq. is at 294A Broad Street, Birmingham, which is opposite the Repertory Theatre. More details from the Hon. Sec. — see Panel.

Back to GI, where the **Mid-Ulster** club have their Mobile Rally

## Names and Addresses of Club Secretaries reporting in this issue:

- ACTON, BRENTFORD & CHISWICK: W. G. Dyer, G3GEH, 188 Gunnersbury Avenue, Acton, London W3. (01-992 3778)
- ANTRIM & DISTRICT: Dr. David Hutchinson, G14FUM, 8 Oaklens, Greystone Road, Antrim, N. Ireland.
- A.R.M.S.: N. A. S. Fitch, G3FPK, 40 Eskdale Gardens, Purley, Surrey CR2 1EZ.
- AYLESBURY VALE: M. Marsden, G8BQH, Hunters Moon, Buckingham Road, Hardwick, Aylesbury, Bucks. (0296-64783)
- BARRY (College of F. Education): J. A. Share, GW3OKA, 3 Uplands Crescent, Llandough, Penarth, S. Glam. (0222-702455)
- BASINGSTOKE: R. Waygood, G6CPA, 64 Bowmonts Road, Tadley, Basingstoke.
- B.A.R.T.G.: E. Batts, G8LWY, 27 Cranmer Court, Richmond Road, Kingston-on-Thames.
- BIGGIN HILL: I. Mitchell, G6EMW, 37B The Grove, Biggin Hill, Westerham, Kent TN16 3TA. (09594-75785)
- BOURNEMOUTH: A. Bagley, G4EKE, 8 Larks Rise, Ferndown, Wimborne, Dorset BH22 9QH.
- BRIGHTON: G. Miles, G3VBE, 65 Montgomery Street, Hove.
- BRITISH RAIL: G. Sims, 85 Surrey Street, Glossop, Derbyshire SK13 9AJ.
- BROMSGROVE: A. Kelly, G4LVK, 8 Green Slade Crescent, Marlbrook, Bromsgrove, Worcs. B60 1DS.
- BURNHAM BEECHES: A. E. Alderman, G4LQD, Marcross, Kingsway, Farnham Common, Slough, Berks. SL2 3ST.
- BURY: N. Bainbridge, G4GSY, 7 Rothbury Close, Bury, Lancs. BL8 2TT. (061-761 5083)
- CAMBRIDGE: D. Willeocks, G2FKS, 19 Cavendish Avenue, Cambridge CB1 4UP.
- CHELMSFORD: A. Reeve, G4KQE, 9 Abraham Drive, Silver End, Witham. (Silver End 83094)
- CHELTENHAM: J. Holt, G3GWW, The Old Rectory, Brimpsfield, Glos.
- CHESHUNT: R. Gray, G6CNV, 2 Sacombe Green Road, Sacombe, Ware, Herts. SG12 0JH. (Dane End 203)
- CHILTERN: R. Ray, G3NCL, 21 Parish Piece, Holmer Green, Nr. High Wycombe, Bucks.
- CLIFTON: R. A. Hinton, 42 Sutcliffe Road, Welling, Kent. (01-301 1864)
- COLCHESTER: F. R. Howe, G3FIJ, 29 Kingswood Road, Colchester. (0206-70189)
- CONWY VALLEY: J. N. Wright, GW4KGI, Eleven, Bryn Derwen, Abergele. (Abergele 823674)
- CORNISH: A. C. French, G8TUJ, 12 Pentalek Road, Camborne. (Camborne 717343)
- CRAWLEY: D. L. Hill, G4IQM, 6 Reigate Close, Pound Hill, Crawley RH10 3TZ. (Crawley 882641)
- CRAY VALLEY: P. J. Clark, G4FUG, 42 Shooters Hill Road, London SE3. (01-858 3703)
- CRYSTAL PALACE: G. M. C. Stone, G3FZL, 11 Liphook Crescent, London SE23 3BN. (01-699 6940)
- DENBY DALE: J. Clegg, G3FQH, 8 Hillside, Leak Hall Lane, Denby Dale, Huddersfield HD8 8QZ.
- DERBY: Mrs. J. Shardlow, G4EYM, 19 Portreath Drive, Darley Abbey, Derby DE3 2BJ. (0332-556875)
- DERWENTSIDE: P. Howes, G8WEJ, 26 Hadrians Way, Ebchester, Co. Durham DH8 0PE.
- EDGWARE: H. Drury, G4HMD, 39 Wemborough Road, Stanmore. (01-952 6462)
- EXMOUTH: Mrs. J. Nicholson, G8XRR, 20 Palm Close, Exmouth, Devon. (Exmouth 77263)
- FAREHAM: B. Davey, G4ITG, 31 Somervell Drive, Fareham, Hants. PO16 7QL. (Fareham 234904)
- FARNBOROUGH: I. Ireland, G4BJQ, 118 Mychett Road, Mychett, Camberley, Surrey. (Farnborough 43046)
- GLENROTHES: I. Robertson, GM4HGB, 123 Altyre Avenue, Glenrothes, Fife.
- GREATER PETERBOROUGH: F. Brisley, G8ZVW, 27 Lady Lodge Drive, Orton Longueville, Peterborough, Cambs. (90733-231848)
- GUILDFORD: Miss H. Davies, G8SXB, 23 Foreman Park, Ash, Aldershot, Hants. GU12 6JN.
- HARLOW: Miss P. Mann, G4KVR, 23 School Green Lane, North Weald, Essex.
- HARROW: C. D. Friel, G4AUF, 17 Clitheroe Avenue, Harrow, Middx. HA2 9UU. (01-868 5002)
- HASTINGS: G. North, G2LL, 7 Fontwell Avenue, Little Common, Bexhill-on-Sea.
- HEREFORD: S. Jesson, G4CNY, 181 Kings Acre Road, Hereford. (Hereford 3237)
- I.R.T.S.: T. O'Connor, EI9U, 205 Collins Avenue, Dublin 9.
- ISLE OF WIGHT: I. Moth, G4MBD, "Claygate", Collwell Road, Freshwater, I.o.W. (Freshwater 753948)
- ITCHEN VALLEY: S. W. Bone, G6FDY, 19 Tickner Close, Botley, Hants. SO3 2SW (Botley 3312)
- LIMERICK W. F. Hurley, EI9BX, Dept. of Marine Radio & Radar, School of Engineering, O'Connell Avenue, Limerick. (Limerick 51344)
- LINCOLN: M. Wells, G8PNU, 4 Horner Close, Brant Road, Lincoln. (0522-721277)
- LOUGH ERNE: C. Corderoy, G14CZW, 32 Old Rossory Park, Enniskillen, Co. Fermanagh. (Enniskillen 4500)
- LOUGHOR: T. Griffin-Thomas, GW8TYS, Riverside Manor, 77 Castle Street, Loughor, Nr. Swansea.
- MALVERN HILLS: R. Dixon, G4BVY, 9 Wyche Road, Malvern, Worcs. WR14 4EF. (06845-62900)
- MEIRION: Mrs. J. Jones, 25 Fford Dyfrig, Tywyn, Gwynedd. (Tywyn 710 402)
- MELTON MOWBRAY: R. Winters, G3NVK, 32 Redwood Avenue, Melton Mowbray, Leics. (Melton Mowbray 63369)
- MID-ULSTER: D. Campbell, G14NKD, 109 Drumgor Park, Craigavon, Co. Armagh. BT65 4AH, N.I.
- NENE VALLEY: A. E. Harrowell, G3IMI, 31 Eastfield Crescent, Finedon, Wellingborough, Northants.
- NORFOLK: P. Gunther, G8XBT, 6 Malvern Road, Norwich NR1 4BA. (Norwich 610247)
- NORTHERN HEIGHTS: R. Harker, G4CMK, 11 Buck Street, Denholme, Bradford. (Bradford 844442)
- NORTH WAKEFIELD: N. D. Horne, 81 Denshaw Grove, Morley, Leeds LS27 8SA.
- ORKNEY-CAITHNESS Repeater: Mrs. K. Gee, GM4LNN, Brinnafe, Orkney, Orkney.
- PONTEFRAC: N. Whittingham, G4ISU, 7 Ridgedale Mount, Pontefract WF8 1SB.
- R.A.I.B.C.: Mrs. F. Woolley, G3LWY, 9 Rannoch Court, Adelaide Road, Surbiton KT6 4TE.
- REIGATE: C. S. Barnes, G8FEE, 25 Hartwood Avenue, Woodhatch, Reigate, Surrey RH2 8ET.
- ST. HELENS: P. Gaskell, G4MWO, 131 Greenfield Road, St. Helens, Lancs. WA10 6SH. (St. Helens 25472)
- SILVERTHORN: C. J. Hoare, G4AJA, 41 Lynton Road, South Chingford, London E4 9EA. (01-529 2282)
- SOUTHAMPTON: A. Silence, G4MYS, 80 Coxford Drive, Coxford, Southampton SO1 6FB.
- SOUTH BIRMINGHAM: T. Scrimshaw, G8RGQ, 10 Somerdale Road, Northfield, Birmingham B31. (021-454 8312)
- SOUTHDOWN: R. E. Holtham, G4EKS, 2 Benbow Avenue, Eastbourne, E. Sussex BN23 6AB. (Eastbourne 31620)
- S.E. KENT YMCA: A. Moore, G3VSU, 168 Lewisham Road, River, Dover. (Kearsney 2738)
- STANFORD-LE-HOPE: A. M. Taylor, G4KJI, 14 Kathleen Close, Stanford-le-Hope, Essex. (S-L-H 5057)
- STEVENAGE: S. Clarke, G8LXY, 126 Putteridge Road, Stopsley, Luton. Beds. LU2 8HQ.
- STIRLING: E. D. Fleming, GM2BWF, 6 The Clachan, Ashfield, Dunblane, Perthshire. (Stirling 824207)
- SURREY: R. Howells, G4FFY, 7 Betchworth Close, Sutton, Surrey SM1 4NR. (01-642 9871)
- SUTTON & CHEAM: G. Brind, G4CMU, 26 Grange Meadow, Banstead, Surrey.
- THAMES VALLEY: M. C. Bell, G8RLB, 6 Park Road, Hampton Hill, Middx. TW12 1HD. (01-977 6122)
- THANET: I. B. Gane, G4NEF, 17 Penschurst Road, Ramsgate, Kent. (Thanet 54154)
- THORNBURY: A. Jones, G8AZT, 9 Queens Walk, Thornbury, Bristol.
- TORBAY: H. Davies, G4DZH, 18 Bowland Close, Paignton, Devon TQ4 7RT. (Paignton 523063)
- TYNEDALE: K. Hatton, G4IZW, 8 Alnwick Street, Newburn, Newcastle NE15 8PT. (0632-678828)
- VALE of the WHITE HORSE: I. White, G3SEK, 83 Portway, Didcot, Oxon, OX11 0BA.
- VERULAM: G. Dale, G3PZF, 16 Palfrey Close, St. Albans, Herts. (St. Albans 57665)
- W.A.C.R.A.L.: L. Colley, G3AGX, "Micasa", 13 Ferry Road, Wawne, Hull HU7 5XU.
- WAKEFIELD: R. C. Sterry, G4BLT, 1 Wavell Garth, Sandal Magna, Wakefield. (Wakefield 255515)
- WATFORD: R. J. Willard, 21 Garston Crescent, Garston, Watford, Herts. (Garston 72832)
- WEST KENT: B. P. Castle, 6 Pinewood Avenue, Sevenoaks, Kent. (0732-56708)
- WIMBLEDON: E. G. Allen, G3DRN, 30 Bodnant Gardens, Wimbledon. (01-947 3914)
- WINCHESTER: P. Simpkins, G3MCL, Lawn End, Park Road, Winchester, Hants.
- WIRRAL: G. Lee, G3UJX, 30 Manor Drive, Upton, Wallasey. (051-677 1518)
- WORCESTER: D. S. Pritt, G8TZE, 15 Paxhill Lane, Twynning, Tewkesbury, Glos.
- WORTHING: R. Poore, G8LBN, 30 Melbourne Avenue, Goring-by-Sea, Worthing, W. Sussex.
- YEovil: D. L. McLean, G3NOF, 9 Cedar Grove, Yeovil, Somerset. (Yeovil 24956)
- YORK: K. R. Cass, G3WVO, 4 Heworth Village, York.

at Parkanaur, near Dungannon in Co. Tyrone, on May 23. After that, the next club meeting will be on September's first Sunday at GI4BAC in Banbridge, when they have the AGM; start time is at 3 p.m. sharp.

Our next new group is called **Nene Valley** who have every Wednesday evening and occasional Sundays at "The Royal", Knox Road, Wellingborough. More details from the Hon. Sec. — see Panel.

We come next to **Norfolk** where the club is based on Crome Community Centre, Telegraph Lane East, Norwich, and is active every Wednesday evening.

You have to be able to count up to twelve before you can get to a **North Devon** meeting, because its odd months (that includes May!) meetings at Bideford Community College, Abbotsham Road, on the fourth Wednesday; in even months the pattern is the same but at Pilton Community College, Chaddiford Lane, Barnstaple. Either way, the start is at 7.30.

We are due for an up-date from **Northern Heights** as they have just had an AGM. However they will still be getting together each Wednesday at the Bradshaw Tavern, Bradshaw, Halifax. More details from the Hon. Sec. — see Panel.

Just up the road takes us to **North Wakefield**, and here we must refer you to the Hon. Sec. for the latest details, or you can go on any Thursday evening to Carr Gate Working Men's Club and find out for yourself!

For details of the **Orkney-Caithness Repeater Group**, we must refer you to the Hon. Sec. — see Panel. They are aiming to get GB3OC operational on Wideford Hill, near Kirkwall, Mainland, Orkney in time for the summer.

May 13 sees the **Pontefract** lads going to Emley Moor; and on May 27 they are back at base for a talk on construction techniques by G4DTO and G3HCX. The Hq. is at Carleton Community Centre where they have the top floor. On a different tack, there was a sad sense of loss when G8BVH died suddenly on February 28, at the age of 43; a good friend and committee member who will be missed.

We turn now to **R.A.I.B.C.**, and here we need to think ourselves — is there anyone locally who could be enrolled in a group which is primarily for the invalid and blind, but needs supporters and representatives just as much? There are many who would or could be interested in our hobby as a window on to life. Details from the Hon. Sec. — see Panel.

On May 18, the **Reigate** group will be gathered to listen to G5RV talking about "Aerials 1927-1982". This event will be, as usual, in the Upstairs Meeting Room, at the Constitutional and Conservative Club, Warwick Road, Redhill, Surrey.

At **St. Helens** the locals head for the Conservative Rooms, every Thursday evening. The programme for May looks like: May 6 a VHF Foxhunt; May 13, speaker to be finalised at time of their letter; May 20, a video-tape lecture, and May 27 a VHF night on the air. We note that the Hq. will not be open on the night of the Foxhunt.

**Silverthorn** are at Friday Hill House on Friday evenings — easy to remember! This venue is in Simmons Lane, Chingford, London E4. An additional event over the weekend of May 22/23 is the Spring Camp at Carrolls Farm, off Bury Road.

It's every Wednesday for **Southampton**, at the Toc H in Little Oak Road, Bassett, Southampton, and one meeting each month is set aside for a formal — May 12 is down for a talk by the GB3NF repeater group.

Now we turn to the ever-busy **South Birmingham** lot; they are 'open for business' on the first Wednesday in each month, for a lecture or whatever, every Thursday evening for HF operating, and every Friday evening for the VHF fraternity to operate.

Turning now to **Southdown**, we are surprised that their May 10 date was not confirmed at the time they wrote — it must be the first time in years. We can be quite certain, though, that there will be something organised by the date, and probably already settled as your conductor writes. The venue is the Chaseley Home for Disabled Ex-Servicemen, Southcliff, Eastbourne, Sussex.

Our next stop is with **S.E. Kent YMCA**, based on Dover YMCA in Leyburne Road. They are there every Wednesday evening, but we have no May programme data for which we refer you to the Hon. Sec. — see Panel.

Our next stop is at **Stanford-le-Hope**, where the gang have Hq. at the Scout Hut, Hardie Road, Stanford-le-Hope every Monday evening.

Now to **Stevenage** and the British Aerospace Plant B in Argyle Way, where the routine is to foregather on the first and third



The first major event of the year for Pontefract & District A.R.S. was their Components Fair held on March 14th, and judging by this picture it must have been a great success! Photo by G4ISU

Thursday of each month.

Yet another new one — this is at **Stirling**, where they have the second and fourth Wednesdays of each month in the upper lounge at "Checkmate", Baker Street, Stirling. More details from the Hon. Sec. — see Panel for his address.

Most club newsletters cover the Home Office licence pantomime, and **Surrey** is no exception; but a more important note concerns the May dates, as these are both taken back a week to cater for the Bank Holiday situation. Thus May 10 is down for a talk by a visiting speaker, and on May 24 there is the Constructional Contest.

There is a new editor in the chair at **Sutton & Cheam**, but he hasn't got the full programme data for May in the issue we have; not surprisingly, really, as the AGM was on April 30! As this club has two venues and doesn't seem to have a set routine for use of one or t'other, we must refer you to the Hon. Sec. — see Panel.

Now we head for **Thames Valley** club, which covers the Thames Ditton area; the Hq. is at Dittons Library meeting room, Watts Road, Thames Ditton, and they can be found on the first Tuesday of the month.

The writer always thinks of **Thanet** as "that cold place" — his only experience of it having been at time of a wintry east wind! They will be in session on May 7 for a talk on D/F by G3OWQ, and again on 21st for a tape lecture. That leaves one snag — we don't know where, for which we have to refer you to the Hon. Sec. (who incidentally sports a nice new G4 call sign!).

The Hon. Sec. of the **Thornbury** club suggests that an interested visitor or prospective member contacts him for details — see Panel. The May date is on the 5th, and is looking at 144 MHz converters.

The **Torbay** correspondent notes with regret the passing of Len Spencer, G3TVB, of Churston, Brixham. The club have a place at Bath Lane, rear of 94 Belgrave Road, where they have informal evenings every Friday, plus a once-monthly formal affair on the last Saturday of each month.

Our next new club is called **Tynedale**, and they have a place at the Falcon Hotel, Prudhoe, Tyne & Wear; the May date is May 11, and for the rest we refer you to the Hon. Sec. — see Panel for details.

At the **Vale of the White Horse** club they have a place at the White Hart Inn in Harwell on the first Tuesday of each month; for May they have a talk by Geoff Bridges on video.

**Verulam** have their main meeting on May 25, when G8ASI will give a talk and demonstration of Amateur Television, at the Charles Morris Memorial Hall, Tyttenhanger Green, Tyttenhanger, near St. Albans. In addition they have an informal session on the second Tuesday of each month at the R.A.F.A. Hq. in New Kent Road, St. Albans.

**Wakefield** have a natter-night on May 4 and a junk sale on May 18; both are at Room 2, Holmfield House, Denby Dale Road, Wakefield. Both the May dates are to start at 7.30, rather than the more usual 8 p.m. kick-off time normally used.

**WACRAL** is a group of committed Christian amateurs, denomination irrelevant, and world-wide in coverage. More details from the Hon. Sec.

Our note from the **Watford** club says that they are 'at home' to visitors or prospective new members, on the first and third Wednesday of each month, in the Small Hall, Christ Church, St. Albans Road, Watford, Herts.

Next we head for **West Kent**, at the Adult Education Centre, Monson Road, Tunbridge Wells; on May 28 they will have a discussion of their last-minute NFD chores. The club also have an informal on the intervening Tuesdays at the Drill Hall in Victoria Road, Tunbridge Wells. They have bought a K.W. Ten-Tec rig and it is being used at these informals on CW to train operators in its intended use in contesting.

**Wimbledon's** Hon. Sec. is that stalwart of the QSL Bureau, G3DRN; he advises us that they are at the St. John Ambulance Hall, Kingston Road, Wimbledon, on the second and last Fridays of each month.

A new one to us is **Winchester**, who gather at the Log Cabin, Stockbridge Road, Winchester, on the third Saturday in each month starting at 2000.

The distinctive **Wirral** newsletter cover has all the necessary details — first and third Wednesdays, at Minto House School, Birkenhead Road, Hoylake.

**Worcester** have two places. They are at the Oddfellows Club, New Street, on May 10 for a talk on Constructional Techniques by G4EYJ, the accent apparently being on printed board methods. Then, on May 17, they have their informal meeting at the Old Pheasant, also in New Street.

The **Worthing** club newsletter is a 'worthy' effort too, although they have some problems with the duplicator. They can be found on Tuesdays at the Amenity Centre, Pond Lane, Worthing. They

sound to be a very involved club with lots of activities.

Down West again now, to **Yeovil**, who have their Hq. at Building 101, Houndstone Camp, Yeovil. May 6 is the AGM and on May 13, G3MYM takes a post-RAE look at sine waves. G3KSK expounds upon the advantages of CW operating on May 20, and on May 27 G3DSS will discuss "Receiver Middles" — sounds interesting! On June 3, we see G3MYM back again this time talking about electro-magnetic radiation.

Finally, **York** where the Hq. at the United Services Club, 61 Micklegate is used on each Friday *except* the third one, at 7.30 — with special welcome for visitors. They will be operating GB3YCS at Snowball Plantation, Stockton-on-Forest, York, on Saturday, May 15, surrounded by hordes of interested Cub Scouts.

## Finale

As always, the dates are in the 'box', and are deadlines for your letters to arrive, addressed "Clubs Roundup", SHORT WAVE MAGAZINE, 34 High Street, Welwyn, Herts. AL6 9EQ. And, this time we are going to have a Big Purge on outdated material — so if you disappear from the list next time, you know what to do!

## Rallies

We apologise for errors last month (p. 97) in the details given for the **Swindon Rally**, which should be as follows: **May 16**, Swindon and District A.R.C. Radio & Electronics Rally at Park School, Marlowe Avenue, Swindon, Wilts., from 10 a.m., free parking, refreshments, talk-in on 2m. (S22) and 70cm. (SU8 or GB3TD), admission 50p, family attractions. Details from G8SFM, QTHR (tel: 06668-307). **June 13**, Elvaston Castle Radio Rally, Elvaston Castle Country Park (5 miles S.E. of Derby), talk-in on 144 and 432 MHz, full catering, family attractions. Full details from Ian Cage, G4CTZ, 27 Long Row, Shardlow, Derby DE7 2HE.

---



---

# COMMUNICATION and DX NEWS

---

*E. P. Essery, G3KFE*

## The Bands

**W**E are now some two years past the sunspot peak, and it is something of a wonder that the peak has been, as it were, such a plateau. However, there are signs that the downward trend is now on in earnest. All that being said, it is also probably true to say that this equinox has been marked by more disturbed band conditions than normal. So, let's go and look.

## Top Band

Not a lot of reports, but we were surprised to get one from G2HKU (Sheppey) whom we had thought to be still laid up after his hospitalisation. Ted is finding that the business of recovering concentration and co-ordination is being greatly helped by radio operation, which included, on SSB, contacts with HB9BLQ, EA3VY, DJ1SU, DJ2YE,

DJ6QT, and PA0PN, and one CW QSO, with UT5AB.

G3PKS (Wells) says he has managed to keep out of the clutches of the medics, and with the warm weather just recently he has even been able to do some gardening. Jack found Top Band, in his idea, quite good, with midday contacts of Oxford and the Isle of Wight at 59; and in the evenings up and down the country. G3PKS says the Mendips net, on Monday evenings, 1900 clock-time and frequency 1950 kHz, is quite active and welcomes break-ins.

As far as G4AKY (Harlow) was concerned, the band has been a bit 'iffy' with the dawn peak much less marked than usual. However, Dave worked quite a lot of DX, the pick of the crop being ZB2EO, VK6HD, EZ7RAC, OY2J, UA9CSG, 9H1CG and FG7AM, all on CW, while SSB took care of LX1PD, W8LRL, K2BQ and NP4A. Gotaways on CW were

K3SXA/MM, PY1ARS, and W6RW, and it was noted that KP2A/KP1, ZL1AH, ZL3GQ and 9V1TK were on but had not surfaced to G4AKY or others known to him. The ZL path, of course, is a very difficult one, but we have it from spies that ZL1AH has in fact been heard in the UK.

## Eighty

Again, not a lot to report; G3PKS says it varied from very good to bloody awful. One Sunday morning he found his way to the shack at 0600z thanks to the influence of BST, and there was a W calling "CQ FOC". Just one CQ DX, put out a couple of kilohertz away, and W2BA was rattling the speaker with a 599+ signal from a kilowatt into a 'sloper' aerial. By 0615 the band had gone so quiet that a turn to Twenty seemed indicated, and G3EIW, when they had their regular sked, said he checked the band at 0630z and it was

definitely dead.

Turning to G2BON (Aldridge) we find that Tom has been concentrating on the lower bands to level the scoring a bit — there's not a lot in the way of new countries left to chase on the higher bands. Thus Eighty SSB gave with PR2DD, GU2FRO on Sark, UA6PCJ, UD6DJH, UD6DLL, SV8CS (Zante Is.), SV8IH (Corfu), UO5OCR and CT2ARA.

Knowing that G3ZPF (Dudley) has to rise at 0615z to go to work, when he refers to getting up early he is talking in terms of 0500 . . . but when he can actually achieve it, the results seem worth while, with such as EA8FJ, ZB2HE/A, K9DX/V2A, N5DKG/YV5, 3V8DX (G3SVK in disguise), VP2EV, C6ABA, K5NA/KP2, some Ws and the usual crop of Ruskiens.

Our other 3.5 MHz reporter is G2NJ (Peterborough) who mentions listening to SM6EHY calling "CQ DX long path" at 1540z on March 21; at 1550 the SM event "ZK1? pse try again". After a pause he sent 'Nil' and changed to "CQ DX Pacific via short path". Another interesting one was with ZD8WB on a trawler at 1545z; the ZD8 indicated happy memories of Peterborough and said he had been on a course at a well-known engine firm in the city. G8ND was worked one mid-afternoon for some twenty minutes; the G8ND aerial was 35 feet of washing line up at seven feet! Finally, a medal for the QRP operating of Y230H near Halle, heard in the midst of a QRO contest, and worked with a steady 579 from two watts.

## Points

First, the ever-useful line from W1WY and his Contest Calendar. First comes the CQWW WPX CW context over the weekend of May 29/30; the rules are exactly the same as for the SSB leg. Some points arise: the single-op stations are allowed just 30 hours out of the 48, the off times being taken in up to five periods; multi-op single transmitter entries, where only one operator and one transmitter may be on one band in any period, defined as a minimum of ten minutes (this means just what it says, and hence no quick QSYs to another band for a sneaky multiplier!); the Prefix multiplier counts once only, *not* per band; the definition of a Prefix includes the suffix where used, so for example W8IMZ/4 would count as W4 and such a station is required to show by suffix where he is actually operating even where licensing does not insist on it; QSOs on 160/80/40 count as worth double points compared with QSOs on 10/15/20. Mailing date for completed logs is July 10; they are to include a checklist in alpha-numerical order of all Prefixes claimed, and are to be addressed to: CQ Magazine, WPX Contest, 76 N. Broadway, Hicksville NY 11801; or alternatively to B. Welch, W8IMZ, 7735 Redbank Lane, Dayton, Ohio 45424. U.S.A. of course!

Still with W1WY, Frank has sent us a list of the 1981 CQ WW WPX SSB results.

From this we see G3VBL was at tenth in the all-band single operator section with 3,161,304 points, as against the winner's 5,489,042 by NP4A. In the multi-operator single transmitter entry we note G6UW in eleventh place with 5,674,515, and the multi-transmitter multi-operator fifth place was taken by GB4ANT with 11,334,124 points. Congratulations to all these. Among the others we note GU3YIZ with a 7 MHz entry of significance, and a few — very few — others.

Port Talbot ARC have their HF context on May 9, from 0600 to 2359z, open to all GWs. score 2 for EU, 3 for American mainland QSOs and 5 for elsewhere. Multiplier of one for each country worked, W and VE call areas each counting as one country. 80-10 metres, to *exclude 10 MHz*, and the ten-minute rule is to apply (*i.e.* once on a band you must stay there for ten minutes minimum). Exchange RS/T and serial number from 001. SWLs to log as above, and in addition time, frequency of both stations in QSO. Logs to go in within fourteen days of the contest. Notice an odd provision, which is that only six hours of the 18 may be used, divided into up to three periods. An award for the winner and for the best SWL also. Use RSGB contest log sheets, and clearly mark any duplicate contacts.

According to Geoff Watts' *DXNS*, VE7BC received a letter indicating that the first two BY amateurs were to appear on 14 and 21 MHz CW, one licensee being an OM and one a YL. BY1PK, operator Tong, was heard on 21037 at 0200-0300z — his lunch time — working JAs. It is understood that a group of Ws and VEs will be heading for China, including W1RU from ARRL, to discuss amateur radio matters with Chinese officials, and VE7BC also hopes to be able to operate. The QSL address for BY1PK is PO Box 6106 Beijing. Nice to hear the BYs back after all these years.

In the DXCC countries list, Kamaran Is. (VS9K) was deleted as from March 11, 1982, so the current total is now 318. Geoff Watts also notes that SeneGambia is a federation of two countries and not a 'new one'.

A letter from G3WRO (Harlow) indicates that Keith will be out /MM between 29/30 May, aboard the yacht *Beagle Hound*, using 7/14/21/28 MHz and VHF, sailing the Blackwater estuary and the Essex coast.

We have a note of the RSGB Convention, at the Belfry Hotel, Oxford on Saturday June 19. There will be films, lectures, and so forth, and GB2HF will be on the air and manned by members of the QRP Club, who will also have a show of QRP equipment there. This starts at 1000 and closes down at 1800. The place is very close to Junction 7 of the M40, and there is a bus service from Oxford. Admission is £1 at the door. And if you're wondering why this is mentioned in "CDXN", we are hoping to see the QRP gang produce some

DX fireworks if the bands are good to us.

A letter from G3UOF is accompanied by his W reciprocal call, and a comment that he will be signing G3UOF/W/MM from the oil rig *Penrod 85* drilling for Conoco off Great Yarmouth — the rig call is WRA4842.

Anyone wishing for data on old radio/TV sets or tape recorders might care to note that G3KPO, as Honorary Curator of the National Wireless Museum, has been given an enormous pile of old literature, even including some transmitters using 807s and 6L6s. If you think he might be able to help, his telephone is Ryde 62531 on the Isle of Wight.

## "CDXN" deadlines for the next three months —

June issue — May 6th  
July issue — June 3rd  
August issue — July 1st

*Please be sure to note these dates*

## Ten Metres

G3CED (Broadstairs) has been somewhat aback as a result of the combined attentions of arthritis and lumbago and submitted a ten-metres only log this time, mostly CW QSOs. An interesting list includes SV1NN who gave his 50 watts a report of RST599, W3ARK, K7RDG from Tombstone, Arizona, F9NI on QRP, AF7F in Oregon, UA0UKC, JA5JTE, KA4YAE, a very fast QRQ contact with YU5XEC; KA4EOQ, PY8MM, UA8LIX, UB5ZFQ, UF6FAI, UB5JNT who gave George a shock by sending his QTH Krasnoperexopsk, which must come fairly close to the ever-famed Llanfair . . . A brace of PYs were followed by VP8ANT raised more or less by accident in the pile-up, N2IT, W1JOL, SVOBV, WA5WYN, SU0CG who gave no details, KJOOU, and WA8CLT/5 in Texas. That should make the CB-ers turn to Amateur Radio!

Now we turn to G2BON who offers SSB with VS6HJ, 3X1Z, 9N1BMH, JG1NBD, and VK5RX.

G3PKS kept his visits to the band to the pre-breakfast and after teatime periods, and this policy netted him — all CW — JA5EXN, JA5EZL, W7DC, JR6IM/2, VE3EK, Z23JO, UA9COD, UK7CAO, UL7PTU, 9J2TY (QSL *via* JH3PDB), WB4PUB, SM0GMG/CT3 and N6DJM, with VU2ALQ and HL1AV as gotaways (heard so weakly that there wasn't much hope).

G3NOF (Yeovil) now, and Don stuck to his SSB, and found conditions quite strange, with sometimes the band poor all afternoon and opening later to W6/W7 and maybe KL7, KH6, ZL around 1800; on other days open to U.S.A. from 1100 to



2200. Short path VK/ZL/JA and Pacific around lunchtime, in with Caribbean and South Americans, the last mentioned re-appearing around 2000. Don notes QSOs with A71AD, A92DD, A92F, A4XJN, DL2VK/ST3, DU6ZO, FB8WG, HL1QO, J3AH, JA1CSL, JA2ELA, K0RF, KH6DX, N6AQ, N7AYF, N0ASA, UA0YE in Zone 23, RH8ACV, UM8MAI, P29GO, P29MF, PJ9AA, VE5RA, VE5UK, VE6HP, VE6WQ, VE7KG, VK2DPN, VK9NYG, VK9XM, VP2EC, VQ9WB, VS6HJ, XZ9A, W6COE, W0ACT (S. Dak.), W0KEA (Colorado), W0YK, W0ZV, WB6LED, WB8LDH/J3, WD0BFT (Colorado), ZL1AAS at 1903z, 6E5RN, 8Q7BN, 9Y4TAM, and 6Y5OLL.

G4HZW (Knutsford) mentions hearing the beacons VK2WI and ZL2MHF from as early as 0650, and ZL2MHF again by short path at 1930z; the VK2WI beacon was audible at 2100z short path. In terms of QSOs he reckons it a vintage month, using a TS-820 and two-element Quad at 24 feet boom height. During the CQ WW contest, DA1US was heard using 700 watts to a 19-element log-periodic and attracting one or two takers(!) The long list includes 3B8DB, 4S70WG, 5H3BH, 6D5ZZA, 9K2BE, A4XJO, CE5BYY, some CN8s, DL2VK/ST3, FY7YE, H44PT, H44JE, H44SH, HL5OC, HLIADQ, HSIAMH, JT1BG, KB7IJ/KH2, KP2A/KP1 for Navassa, lots of JAs including a couple running five watts and 8J5SUN, NP4A, VS6CT, VP8LP, VP9IX, VP9IQ, VP9IB, VP2MGQ, VP2EC, Ws in all call areas and most States, KL7LF and KL7RA both at 0900z, KH6DX, KH6XX, KH6DQ, KH6MP, KA7GEI/M/7, WA2FSP who had five watts and a dipole at twenty feet, W6s and W7s at 2300z, a stack of UA0 and UA9 stations, UL7DAA, UL7QF, RH8HCV, UK8AAS, lots of VEs in all call areas save for VE8 (some using the contest prefix XK5), VY1BQ and VY1CQ both 59 signals, a daffy of ZLs, YJ8MP who came back to a CQ, YB0ACL, VKs, SV0AU, ZS4SP, and ZF2FV.

G4NKM having successfully sold his house is /A from Bromley until all is sorted out at the new house, and so he has been a bit busy. Steve reckons his ten feet of wire indoors and 100 watts only got him to VE3WA, who is ex-G3XI from Hammersmith; but on the other hand it was noticeable that the CB QRM is decreasing.

Our last on this band is G3FPK (Purley) who notes that whatever else happens to the band there are usually Russians, and some of them have fearful signals both CW and SSB. He has little to report; a few odd times during BERU, which gave several VE districts, VK and so on, plus VS6JW, with SM0MG/CT3 for a new country on the band.

### Fifteen

G4NKM used the set-up already mentioned to look at 21 MHz also, and

found at 0100z 6Y5HN, and at 1000z KC1F and VE1DXA.

G3FPK felt quite pleased with his successes on the band, which included VK9NM on Lord Howe Is. for an all-time new one, on SSB. CW found another all-time new one in KP2A/KP1 on Navassa (QSL via KP2A). Other firsts on the band included ZF2FQ (QSL via AB8Y) and VK9NS in BERU. Other CW QSOs of note were with VP2ES (QSL via K8CV), and JX5VAA for whom the cards go to LA7JO.

Turning to G3PKS, Jack did not spend too much time if the band sounded to be wide open; he prefers these days to attack the band when it is just opening or just folding up, times when it can be rewarding and not so much hassle; a sign, he thinks, of age!

Down in Somerset, G3NOF found lots of short-path openings to VK/ZL/JA/Pacific/Far Eastern Russia about 1000z and, around 1900, some openings to Central Africa. 1600-1800z saw good openings to the Pacific seaboard of the U.S.A. It added up to SSB QSOs with AD7N (Idaho), FG7BG, JD1BAT (Minami Torishima), K6EDV, KB7UI (Arizona), KF7E, KP2A/KP1 (Navassa), OY2J, P29FV, SP2YK/MM, TN8AJ, UA0FCL (Zone 19), UA0FDG (Zone 19), UG6GAF, UO5OAL, UW0WE (Zone 19), VE7BRI, VK5NM, VK7NTP, VK9NM/LH, VQ9CB, VY1CM (Yukon), ZC4AK, ZK1CG (Manihiki), W6USG, W6QL/PJ2 (Yasme), ZL1BQD, ZL2BAO, 3D2WR, 5H3BH, 5Z4CM, 5Z4CX, 5W1DQ and 6E5MX.

### Help!

The cry goes up from G4MVA, who had the good fortune to work FR7BX but the ill-fortune to choose that moment to have to QRT with TVI troubles, so that he wasn't able to get a QSL address. If anyone can help Glynn, drop him a line: G. Burhouse, G4MVA, 15 Lairs Crescent, Snainton, Scarborough, N. Yorkshire.

### Twenty

At times it sounded a bit like a garbage bin into which all the world's awful electronic noises had been poured; but it is still where it all happens, especially at the bottom of a sunspot cycle.

G2BON trawled the band with some profit, in the form of SSB QSOs to VP2EV, 6Y5OFS, VK3DQS, 3V8DX, 6D5VIC, VK3AIH, VK3DLZ, W5ZR in Louisiana, VO2CW and K6DXK.

G3NOF remarks that the good conditions on 21 and 28 MHz didn't leave much time spare for 14 MHz. The early morning 0630-0700 period was often good to VK-ZL-W6-W7 and the Pacific, and the early evening about 1800 was also good for VK and ZL by the short path. However, Don only worked SSB to N6RO, VK2BZA, VK4SU, VK9LM (Lord Howe Is.) and ZL3MF. G3NOF usually has a snippet of news at the tail of his letter and

this time he notes that locally CB sets are going at a discount of £20 or more, and from that postulates the idea that a few conversions of CB sets to 28 MHz should be turning up. A good thought, indeed!

Twenty in the view of G3PKS was in an interesting condition when he looked at it. His CW worked out to SM6DEC, K1EPC, N6DJM, KA0HDJ/2, W7JCT and W7WCC; and some real DX by way of G8II in Lingfield, Essex.

G3FPK didn't bother with SSB on this band, but CW yielded LZ13CSF for the WPX hunters, UA0ZBF in Zone 19, and on the Kamchatka Peninsula, K5NA/KP2 (QSL by W4JVN), and C53AP in BERU. ZM7VU came on the morning of Norman's letter, and he was all ready to call him when JT1KAA came up slap on the frequency calling "CQ DX". The resulting shemozzle drowned the ZM without trace despite his being after Europeans.

Back to G2HKU, and Ted found SSB right for UF6CR, ZL3RS and ZL3FV, but CW for PAOVD/PJ7, K4FW/VP2K (the Ten-Tec man himself), CX5RV, CX4GL, OY7ML, VU2BK, W6YK, UD6DLJ and TI2PZ.

### Look Ahead

The crystal ball seems to have got a bit clouded over at this moment; we hear rumours of a Mellish operation slated for early May by VK2BJL and Co., and maybe SM0AGD will appear from various parts Pacific; otherwise, future DX seen from here stops dead a mite before publication day!

### 30 & 40 Metres

Lumped together for want of reports! Taking our new band first, the only reporter is G3FPK, who notes that the QRN is beginning to build up a little; but it didn't stop him from picking up a brace of new ones in the form of W6QL/PJ2 (Lloyd and Iris Colvin), and EA8GS.

Our own observations on the band have been rather sparse while other things have occupied the mind; but your scribe noted the static is beginning to build up, and also noted W6QL/PJ2. One must hope that we don't start seeing contest-style operating or large pile-ups on this, our narrowest band.


As to 7 MHz, it has received the universal thumbs down from our reporters, save for a solitary QSO noted by G2HKU — he worked VP2ED on CW.

### Finale

So, friends, that's it once again, and for the writer it concludes his sixteenth year in the commentary box. But, we would like still more feedback from you out there; send it to "CDXN", SHORT WAVE MAGAZINE, 34 High Street, Welwyn, Herts. AL6 9EQ, to arrive on the date shown in the 'box'. Meanwhile, Happy Lawnmowing!



COLLINS KWM-380



BEARCAT 220FB



DRAKE TR-7 AND PS7,  
FULL COVERAGE ALL BANDS



TRIO TS-930S

**AND EVERYTHING ELSE IN AMATEUR RADIO**

Just around the corner from West Hampstead Station, Jubilee Line.

30p in stamps for full list + details.



**RADIO SHACK LTD.**  
188 BROADHURST GARDENS, LONDON NW6 3AY

Giro Account No. 588 7151 Telephone: 01-624 7174 Cables: Radio Shack, NW6 Telex: 23718



**S.E.M. UNION MILLS, ISLE OF MAN**  
Tel: MAROWN (0624) 851277

Our equipment is in use in over 100 countries.

**SENTINEL AUTO 2 METRE or 4 METRE PRE-AMPLIFIER**

Uses a neutralised strip line Dual Gate MOSFET giving around 1dB N.F. and 20dB gain, (gain control adjusts down to unity) and straight through when OFF. 400 W P.E.P. through power rating. Use on any mode. 12V 25mA. Sizes: 1½" x 2¼" x 4" £28.00\* Ex stock.

PA5 Same specification as the Auto including 240 V P.S.U. £33.00\*.

**SENTINEL STANDARD 2 METRE or 4 METRE PRE-AMPLIFIER**

Same specification as the Auto (above) less R.F. switch. £15.00\* Ex stock.

PA3 Same specification as the Sentinel Auto above. 1 cubic inch p.c.b. to fit inside your equipment. £10.00 Ex stock.

70cm versions of all these (except PA5) £4.00 extra. All ex stock.

**SENTINEL 2 METRE LINEAR POWER AMPLIFIER/PRE-AMPLIFIER**

The new pre-amp section has the same performance as the SENTINEL AUTO (see above) with a gain control to set the gain anywhere between 20dB and 0. Better than a simple switch.

The power amplifiers use the latest infinite S.W.R. protected transistors with AIR LINE circuits to give highest power gains. Ultra LINEAR for all modes and R.F. or P.T.T. switched. 13.8 V nominal supply. SO239 sockets.

Three Models:

1. **SENTINEL 35** Twelve times power gain. 3W IN 36W OUT. 4 amps. Max. drive 5W. 6" x 2¼" front panel, 4¼" deep. £62.50 Ex stock.
2. **SENTINEL 50** Five times power gain. 10W IN 50W OUT. Max. drive 16W 6 amps. Same size as the Sentinel 35. £74.50 Ex stock.
3. **SENTINEL 100** Ten times power gain. 10W IN 100W OUT. Max. drive 16W. Size: 6½" x 4" front panel, 3½" deep. 12 amps. £100 Ex stock.

All available less pre-amp for £8.00 less.

**S.E.M. TRANZMATCH**

The most VERSATILE Ant. Matching system. Will match from 15-5000 Ohms BALANCED or UNBALANCED at up to 1kW. Link coupled balun means no connection to the equipment which can cure TV1 both ways. SO 239 and 4mm connectors for coax or wire feed. 160-10 metres TRANZMATCH £69.60. 80-10 metres £62.60. EZITUNE built in for £19.50 extra. (See below for details of EZITUNE). All ex stock.

3 WAY ANTENNA SWITCH 1kW SO239s £15.00 Ex stock.

**S.E.M. 2 METRE TRANZMATCH**

5½" x 2" front panel, 3" deep. SO239s £25.30 Ex stock.



**S.E.M. EZITUNE**

Clean up the bands by tuning up without transmitting.

Connects in aerial lead, produces S9 + (1 - 170MHz) noise in receiver. Adjust A.T.U. or aerial for minimum noise. You have now put an exact 50 Ohms into your transceiver. Fully protected, you can transmit through it, save your P.A. and stop QRM. £25.00\* Ex stock.

**S.E.M. AUDIO MULTIFILTER**

To improve ANY receiver on ANY mode. The most versatile filter available. Gives "passband" tuning, "variable selectivity" and one or two notches. Switched Hi-pass, Lo-pass, peak or notch. Selectivity from 2.5KHz to 20Hz. Tunable from 2.5KHz to 250 Hz. PLUS another notch available in any of the four switch positions which covers 10 KHz to 100 Hz. 12 V supply. Sizes: 6" x 2¼" front panel, 3¼" deep, all for only £57.00 Ex stock.

**SENTINEL AUTO H.F. WIDEBAND PRE-AMPLIFIER 2-40 MHz, 15dB gain.** Straight through when OFF. 9-12 V. 2¼" x 1½" x 3". 200W through power. £19.55\* Ex stock.

**SENTINEL STANDARD H.F. PRE-AMPLIFIER**

Same specification as above pre-amp but with no R.F. switching. £12.62\* Ex stock.

**S.E.M. IAMBIC KEYS**

The ultimate auto keyer using the CURTIS custom LSCMOS chip. Tune and sidetone Switching. £34.50 Ex stock. Twin paddle touch key. £12.50 Ex stock.

**FREQUENCY CONVERTERS.** SENTINEL D.G. MOSFET 2 or 4 metre converters N.F. 2dB, Gain 30dB, 1 F.S. 2-4, 4-6, 28-30 MHz 9-12V. £24.73 Ex stock.

**SENTINEL 'X' 2 METRE CON.** Same as above plus mains power supply £28.80 Ex stock.


**SENTINEL LF.** 10 KHz-2 MHz IN. 28-30 MHz OUT. £20.80 Ex stock.

**SENTINEL TOP BAND** 1.8-2.3 MHz IN. 14-14.5 MHz OUT. £20.80 Ex stock.

**12 MONTHS COMPLETE GUARANTEE INCLUDING ALL TRANSISTORS.**

Prices include VAT and delivery. C.W.O. or phone your credit card number for same day service.

\* Means Belling Lee sockets, add £1.90 for SO239s or BNC sockets. Ring or write for more information. Place orders or request information on our Ansaphone at cheap rate times.



Message reads: 'The Royal Naval Reserve is looking for part-time radio operators'.

In return for your giving up a little of your spare time, the RNR will train you to be a specialist in communications.

You'll learn to operate radio equipment, radio telephones and teleprinters.

You'll learn to read Morse at 18 w.p.m., to touchtype and to handle all sorts of signal traffic.

(You'll also learn there's every opportunity of becoming an Officer.)

So much for the job description. What of your employers?

Well, the RNR is made up of volunteers who want to play an active part in Britain's naval defence.

It operates its own ships, the 10th Mine Countermeasures Squadron, as part of NATO's defence force. And it provides vital reinforcements of skilled manpower to the Royal Navy, at sea and ashore.

All we ask you to put in is a few hours each week, some weekends and 14 days each year (which we've found most employers will

agree to in addition to your summer holidays).

You'll receive Naval pay during your weekend and annual training, a tax-free annual bounty, plus travelling expenses.

And, of course, you'll get every chance to make the most of the Navy's excellent sports and social facilities.

If you are between 17 and 33 and you'd like to find out more about the RNR, just



(Fill in the coupon.)

Captain R. G. Fry OBE, RN, Office of the Commander-in-Chief, Naval Home Command, HM Naval Base, Portsmouth PO1 3LR.  
 Please send me full details of joining the Royal Naval Reserve.

Name (Mr/Mrs/Miss) \_\_\_\_\_ (BLOCK CAPITALS, PLEASE)

Address \_\_\_\_\_

\_\_\_\_\_

\_\_\_\_\_

(Enquiries from UK residents only) SM2


The RNR logo features the letters 'RNR' in a bold, stylized font. To the right of the letters is a graphic of the Union Jack flag, with the top portion of the flag appearing to wave.

# TET ANTENNA SYSTEMS

## THE ANTENNA WITH THE DIFFERENCE

TET HF antennas are unique in that they employ dual driven elements with the following distinct advantages -

- Improved gain over conventional arrays.
- Broader bandwidth with lower SWR.
- Enhanced front to back ratio.
- Better matching into solid state transceivers without an A.T.U.
- High power handling capacity.




HB33SP 3 element tri-band beam with dual drive for 14/21/28MHz

TET manufacture an exciting range of multi-element HF beams including superb monobanders plus HF verticals. Also there is a full range of VHF/UHF antennas most of which have multi-element drive or distinctive technical features. An S.A.E. will bring you full details.



### AMATEUR ELECTRONICS UK

508-516 Alum Rock Road, Birmingham 8  
 Tel: 021-327 1497 or 021-327 6313 Telex: 337045  
 Open: 9-30-5-30 Tues. to Sat. Closed all day Mon.



### FOR QUALITY CRYSTALS — AT COMPETITIVE PRICES. POPULAR FREQUENCIES IN STOCK

2 METRE STOCK CRYSTALS. Price £1.96 for one crystal. £1.74/crystal when two or more purchased.

	HC8/U	HC8/U	HC25/U	HC25/U	HC25/U	HC6 &
	30pF TX	30pF TX	30pF and	20pF and	25pF and	25/U
			40pF TX	20pF RX	20pF TX	SR RX
RO	4.0277	8.0655	12.0833	14.9888	18.1250	44.9666
R1	4.0284	8.0669	12.0854	14.9916	18.1281	44.9750
R2	4.0291	8.0683	12.0875	14.9944	18.1312	44.9833
R3	4.0298	8.0697	12.0895	14.9972	18.1343	44.9916
R4	4.0305	8.0611	12.0916	15.0000	18.1375	45.0000
R5	4.0312	8.0625	12.0937	15.0027	18.1406	44.0083
R6	4.0319	8.0638	12.0958	15.0055	18.1437	45.0166
R7	4.0326	8.0652	12.0979	15.0083	18.1468	45.0250
S8	—	—	12.1000	14.9444	18.1500	44.8333*
S9	—	—	12.1020	14.9472	18.1531	44.8416*
S10	—	—	12.1041	14.9500	18.1562	44.8500*
S11	—	—	12.1062	14.9527	18.1593	44.8583*
S12	—	—	12.1083	14.9555	18.1625	44.8666*
S13	—	—	12.1104	14.9583	18.1656	44.8750*
S14	—	—	12.1125	14.9611	18.1687	44.8833*
S15	—	—	12.1145	14.9638	18.1718	44.8916*
S16	—	—	12.1167	14.9667	18.1750	44.9000*
S17	—	—	12.1187	14.9694	18.1781	44.9083*
S18	—	—	12.1208	14.9722	18.1812	44.9166*
S19	—	—	12.1229	14.9750	18.1843	44.9250*
S20	4.0416	8.0833	12.1250	14.9777	18.1875	44.9333
S21	4.0423	8.0847	12.1270	14.9805	18.1906	44.9416
S22	4.0430	8.0861	12.1291	14.9833	18.1937	44.9500
S23	4.0437	8.0875	12.1312	14.9861	18.1968	44.9583

SR = Series Resonance \*HC25 only

Also in stock: R0 to R7 and S8 to S23 for following: Belcom FS1007, FDK TM56, Multi 11 Quartz 16 and Multi 7, Icom IC2F, 21, 22A and 215, Trio Kenwood 2200, 7200. Uniden 2030 and Yaesu FT2FB, FT2 Auto, FT224, FT223 and FT202

Also in stock 4 and 8MHz TX in HC6/U for 145.8MHz. Icom crystals TX for 145.8MHz (RRO). 44MHz RX crystals in HC6 for 145.8 and 145 (RRO). All at above price.

4 METRE CRYSTALS for 70.26MHz in HC6/U at £2.25. TX 8.78250MHz. RX 6.7466 or 29.78MHz in stock.

70cm CRYSTALS in stock 8.0222 and 12.0333 in HC6 £1.85. Pye Pocketfone PF1, PF2, PF7 and Wood and Douglas £4.50 a pair or TX £2.25, RX £2.50, SU8 (433.2) RBO, RB2, RB4, RB6, RB10, RB11, RB13, RB14 and RB15.

CONVERTER CRYSTALS IN HC18/U at £2.85. In stock 38.666, 42.000, 70.000, 96.000, 101.000, 101.500, 105.666 and 116.000MHz. 26.000HC6 £2.00

TONE BURST AND I.F. CRYSTALS IN HC18/U at £2.25 in stock. 7.168MHz for 1750kHz and 10.245MHz for 10.7MHz IF's.

FREQUENCY STANDARDS in stock £2.75, HC6 200kHz, 455kHz, 1000kHz, 5.000MHz and 10.000MHz. HC13 100kHz, HC18 1000kHz, 7.000MHz, 10.700MHz, 48.000MHz and 100.000MHz. 4.0000HC18 £2.00

### MADE TO ORDER CRYSTALS SINGLE UNIT PRICING

Fundamentals	Price Group	Adjustment Tolerance ppm	Frequency Ranges	Price and Delivery	
				A	B
	1	200 (total)	10 to 19.999kHz	—	£23.00
	2	200 (total)	20 to 29.999kHz	—	£16.50
	3	200 (total)	30 to 159.999kHz	—	£10.50
	4	200 (total)	160 to 999.999kHz	—	£6.00
	5	50	1.00 to 1.499MHz	—	£6.00
	6	10	1.50 to 1.999MHz	£4.75	£4.40
	7	10	2.00 to 2.599MHz	£4.75	£4.40
	8	10	2.60 to 3.999MHz	£4.55	£4.10
	9	10	4.00 to 20.999MHz	£4.55	£4.00
	10	10	21.00 to 24.000MHz	£6.00	£5.40
3rd OVT	11	10	60.00 to 99.999MHz	£5.00	£4.50
5th OVT	12	10	100.00 to 124.999MHz	£6.15	£5.50
5th, 7th & 9th OVT	14	20	125.00 to 149.999MHz	—	£6.00
	15	20	150.00 to 225.000MHz	—	£7.50

Unless otherwise requested fundamentals will be supplied with 30pF load capacity and overtones for series resonance operation.

HOLDERS — Please specify when ordering — 10 to 200kHz HC13/U, 170kHz to 170MHz HC6 or HC33/U, 4 to 225MHz, HC18 and HC25.

Where holders are not specified crystals above 4MHz will be supplied in HC25/U.

DELIVERY Column A 3 to 4 weeks. Column B 6 to 8 weeks.

DISCOUNTS. 5% mixed frequency discount for 5 or more crystals at B delivery. Price on application for 10 or more crystals to same frequency specification. Special rates for bulk purchase schemes including FREE supply of crystals used in UK repeaters. The above prices apply to small quantities of crystals for amateur use. We would be pleased to quote for larger quantities or crystals for professional use.

EMERGENCY SERVICE SURCHARGES (to be added to A delivery prices). 4 working days £12. 6 working days £7. 8 working days £5. 13 working days £3. Surcharges apply to each crystal not each order and are subject to VAT.

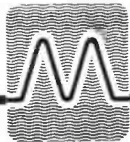
CRYSTAL SOCKETS HC6/U and HC25/U 20p. MINIMUM ORDER CHARGE £1.50.

TERMS. Cash with order, cheques and postal orders payable to QSL Ltd. All prices include postage to UK and Irish addresses. Please note Southern Irish cheques and postal orders are no longer acceptable. Please send bank draft in pounds Sterling.

PRICES ARE EX VAT. PLEASE ADD 15%

MARKETING LTD. P.O. BOX 19, ERITH, KENT, DA8 1LH  
 Telephone: 01-690 4889 (9-5) 24 hr. Ansafone: Erith (03224) 30830  
 Telex: 8813271 GECOMS G (Attention QUARTSLAB).





# MICROWAVE MODULES LTD

## THEY'RE ALL NEW... AND FIRST CLASS!

### MML28/100-S

10 METRE 100 WATT  
LINEAR AMPLIFIER



This all new 10 metre solid-state linear amplifier is intended for use with any existing 28MHz equipment having an output power of up to 10 watts. When used with such a drive source this unit will provide an output power of 100 watts on SSB and FM and 40 watts on AM. The linear amplifier and the ultra low noise receive preamp can both be independently switched in and out of circuit, due to the inclusion of sophisticated switching circuitry controlled by front panel mounted switches.

### MML144/100-LS

100 WATTS OUT FOR 1 OR 3  
WATTS INPUT ON 144MHz



This new two stage 144MHz solid-state linear amplifier has been introduced as a result of the large number of low power transceivers currently available. When used in conjunction with such transceivers this unit will provide an output of 100 watts.

Several front panel mounted switches controlling the switching circuitry allow the unit to be left in circuit at all times. The linear amplifier and the ultra low-noise receive preamp can both be independently switched in and out of circuit. In this way maximum versatility and flexibility is available to the user at the flick of a switch.

**FEATURES:**

- 100 WATTS RF OUTPUT
- SUITABLE FOR 1 OR 3 WATT TRANSCEIVERS
- STRAIGHT THROUGH MODE WHEN TURNED OFF
- ULTRA LOW NOISE RECEIVE PREAMP (3SK88)
- EQUIPPED WITH RFVOX
- SUPPLIED WITH ALL CONNECTORS

### MML144/30-LS

MML144/30 WATT  
LINEAR AMPLIFIER  
(Appearance as MML144/100-LS)

**FEATURES:**

- 30 WATTS OUTPUT POWER
- SUITABLE FOR 1 OR 3 WATT TRANSCEIVERS
- LINEAR ALL MODE OPERATION
- STRAIGHT THROUGH MODE WHEN TURNED OFF
- ULTRA LOW NOISE RECEIVE PREAMP (3SK88)
- EQUIPPED WITH RFVOX

This new product has been developed from our highly successful MML144/25. It is suitable for use with 1 watt or 3 watt transceivers and the input level is switch selectable from the front panel. Other front panel mounted switches controlling the switching circuitry allow the unit to be left in circuit at all times. The linear amplifier and the ultra low noise receive preamp can both be independently switched in and out of circuit. In this way maximum versatility is afforded.

### MM1000KB

MORSE KEYBOARD



This microprocessor controlled unit enables any parallel ASCII keyboard to send variable speed morse in the range 12-30wpm. The unit has four 256 character memories, as well as an 80 character keyboard buffer which ensures perfect sending. A comprehensive character set is included which comprises full alphanumeric, punctuation and four merged characters. A useful high speed facility has been included which allows stored messages to be transmitted at 600 characters per minute. This facility is particularly useful for meteor scatter use. The MM1000KB represents outstanding value for money, and is substantially cheaper than any comparable product, due to the use of the latest microprocessor technology.

£129.95 inc. VAT (P + P £3)

£145 inc VAT (P + P £3)

£65 inc VAT (P + P £2.50)

£89 inc VAT (P + P £3)

SPACE PERMITS ONLY A BRIEF DESCRIPTION OF THESE NEW PRODUCTS, HOWEVER A FULL DATA SHEET IS AVAILABLE FREE ON REQUEST. OTHER NEW PRODUCTS INCLUDE:

- |               |  |                             |
|---------------|--|-----------------------------|
| MTV 435       | — 20 WATT 435MHz ATV TRANSMITTER:      | £149 inc. VAT (P + P £2.50) |
| MMS2          | — ADVANCED MORSE TRAINER:              | £155 inc. VAT (P + P £2.50) |
| MMK1691/137.5 | — 1691MHz WEATHER SATELLITE CONVERTER: | £115 inc. VAT (P + P £2.50) |

OUR ENTIRE RANGE OF PRODUCTS WILL BE EXHIBITED AND ON SALE AT MOST OF THE 1982 MOBILE RALLIES BY OUR SALES TEAM.

ALL MICROWAVE MODULES PRODUCTS ARE FULLY GUARANTEED FOR 12 MONTHS (Including PA Transistors)



**MICROWAVE MODULES**  
BROOKFIELD DRIVE, AINTREE, LIVERPOOL L9 7AN, ENGLAND  
Telephone: 051-523 4011 Telex: 628808 MICRO G  
CALLERS ARE WELCOME, PLEASE TELEPHONE FIRST

HOURS:  
MONDAY TO FRIDAY  
9-12.30, 1-5.00

## Buy your TRIO Rig from a Specialist Trio Dealer — CATRONICS

BECAUSE Catronics SPECIALISE in TRIO, YOU GET A BETTER DEAL —

- (1) SALES: Only a TRIO specialist such as Catronics knows and stocks the full TRIO range of equipment and accessories.  
(2) SERVICE: Only a TRIO specialist such as Catronics can offer the servicing arrangements required for today's microprocessor controlled equipment. We have probably the best equipped service workshops in the South of England with trained engineers who know how to use the equipment.

### ALL OUR TRIO PRICES INCLUDE VAT AND FREE CARRIAGE

TS830S	160-10m transceiver with the new bands.....	£694.00	TR9000	2m synthesised multimode mobile transceiver.....	£359.00
VFO 230	Digital VFO with memories & digital readout.....	£215.00	PS20	AC power supply.....	£49.00
AT230	All Band ATU & power meter.....	£119.00	B09	Base plinth.....	£36.10
SP230	External speaker unit with switched filters.....	£34.90	TR7800	2m synthesised FM mobile transceiver.....	£257.00
DFC 230	Digital frequency remote controller + 4 memories.....	£179.00	TR7850	40w version of TR7800.....	£314.00
YK 88C	500Hz CW filter.....	£29.60	TR7730	2m synthesised FM mobile transceiver.....	£247.00
YK 88CN	270Hz CW filter.....	£32.60	TR2300	70cms synthesised FM portable transceiver.....	£166.00
TS530S	160-10m transceiver with the new bands.....	£534.00	TR2500	2m synthesised FM handheld transceiver.....	£207.00
VFO 240	External VFO.....	£92.00	SMC25	External microphone/speaker unit.....	£14.50
TS130S	8band 200w PEP mobile transceiver.....	£525.00	ST2	Base stand and quick charger.....	£46.00
TS130V	8band 20w PEP mobile transceiver.....	£445.00	BC5	12V quick charger.....	£18.40
PS30	AC power supply for TS130S.....	£88.00	SC4	Soft carrying case.....	£12.00
PS20	AC power supply for TS130V.....	£49.00	LH2	Hard leather holster type case.....	£21.30
AT130	100w antenna tuner (with new bands).....	£79.00	TS780	2m/70cms all mode dual band t'ceiver (European Repeater).....	£748.00
SP120	Base station external speaker unit.....	£23.00	TR9500	70cms synthesised multimode mobile transceiver.....	£449.00
SP40	Mobile speaker unit.....	£12.40	TR8400	70cms synthesised FM mobile transceiver.....	£299.00
DFC 230	Digital frequency remote controller + 4 memories.....	£179.00	R1000	Synthesised 200kHz-30MHz gen. coverage rec. (240v/12v).....	£297.00
VFO 120	External VFO.....	£85.00	SP100	External speaker unit.....	£26.45
MB100	Mobile mount.....	£17.00	R600	Synthesised 150kHz-30MHz Receiver (240v/12v).....	£235.00
YK 88C	500Hz CW filter.....	£29.60	R820	The ultimate amateur band receiver.....	£690.00
YK 88CN	270Hz CW filter.....	£32.60	HS4	Economy headphones.....	£10.35
YK 88SN	1.8kHz SSB filter.....	£29.20	HS5	Deluxe headphones for all trio equipment.....	£21.85
MA5	New Trio 5 band mobile aerial system.....	£88.50	MC50	Deluxe dual impedance desk microphone.....	£25.75



Why not pay us a personal visit? CATRONICS are 300 yards from Wallington Railway Station (London Bridge or Victoria). Frequent buses from Croydon and Sutton. Three large car parks within 100 yards. Credit sale facilities available on equipment. Credit Cards accepted. Mail orders are normally dealt with on day of receipt. All our prices INCLUDE VAT and free carriage to UK mainland. Goods may also be ordered via PRESTEL: use MAILBOX account 016696701.



# Catronics

Ltd., Dept. 215, Communications House, 20 Wallington Square, Wallington, Surrey SM6 8RG  
Tel: 01-669 6700. Shop/Showroom open Mon to Fri 9am to 5.30pm. Closed for lunch 12.45 to 1.45pm. Sat 9am to 12.45pm.



# ENTER THE NEW WORLD of KW+TEN-TEC

## Introducing a New Concept in HF communications

A NEW SERIES WITH NEW FEATURES, NEW PERFORMANCE, AND ALL 9 HF BANDS.

CONTINUING THE SUCCESS OF A GREAT RANGE OF TRANSCEIVERS BACKED BY KW SERVICE —

- The OMNI-C (TOP of any class)
- The DELTA (an excellent "work-horse" for Home station or Mobile)
- The ARGONAUT (amazing performance at low-cost)

**AND NOW!**  
The **KW+TEN-TEC 'ARGOSY'**



**KW + TEN-TEC ARGOSY HF SSB/CW TRANSCEIVER**  
10-80 metres, 100 watts (Switchable to 10 watts). Notch Filter. Full break-in on CW. Automatic normal sideband selection plus reverse. 12 - 14v D.C. input. All solid-state. For the price of £320.00+VAT. **A WINNER AT LOW COST.**

\* (A full range of accessories is available for KW + TEN - TEC equipment)  
Other KW units available  
KW 107 Supermatch KW trap dipole KW E-Z match  
KW traps KW Balun KW antenna switch.

**KW COMMUNICATIONS LTD**  
Vanguard Works, Jenkins Dale, Chatham ME4 5RT  
Tel: 0634-815173 Telex: 965834 KW COMM G

## SOUND ADVICE — SOUND VALUE

A GOOD START is essential to short wave listening and expert advice is important in achieving this — so here's some — if you've made up your mind to buy a receiver you should be aware it will perform only as well as the antenna it sees. The old adage regarding wire antennas "As long and as high as you can" is still good, but at best is only good for PEAK PERFORMANCE on one or two frequencies, at worse none.

Whichever frequency you tune your receiver to, for PEAK PERFORMANCE on all frequencies you need good matching between your Receiver and Antenna to hear the best from it. If you plan to listen on the high frequency bands up to 30MHz then you know you can't have an antenna for every frequency! Or can you? — Well not quite! BUT we can offer you MUCH IMPROVED PERFORMANCE from your receiver by using an antenna tuning unit, that will electrically change the length of your antenna to match the frequency you select — in other words — A MATCH AT ALL FREQUENCIES.

You'll see many antennas being advertised under gimmicky names, but when it comes down to it they're only random wires or odd configurations. At the end of the day, if you're expecting the performance the manufacturers specified, then you'll have to buy an antenna tuning unit. Tell you what we'll do — we'll prove to you — we'll give you one ABSOLUTELY FREE when you buy your FRG 7700 or FRG 7700M and we'll give you complete advice on an antenna to suit your available space, which should only cost you a couple of pounds!

So let's put the offer in big print for you!

**1 YAESU FRG 7700 + FRT 7700 £409.00**  
**1 YAESU FRG 7700M + FRT 7700 £329.00**  
**VAT included**

What can you lose? So get cracking MAKE A GOOD START! HAVE PEAK PERFORMANCE FROM THE OFF AND DON'T FORGET, ADD £5.00 IF YOU REQUIRE SECURICOR DELIVERY.

YAESU — JAYBEAM — HYGAIN — BANTEX — AMTECH — CUSHCRAFT — SWAN — ATLAS — ICOM  
and 50 other major lines — all ex stock



### AMCOMM SERVICES

194A NORTHOLT ROAD, SOUTH HARROW, MIDDX. LONDON.  
Tel: 01-864 1166 & 01-422 9585  
Opening hours: Tues-Sat 9.00-5.30.  
Closed Monday.



YAESU

TRIO

REVCO

JAY BEAM

TAL

**G8XKS  
TONY**  
SPARES &  
SERVICE

# NORTH WEST COMMUNICATIONS (LIVERPOOL)


**G8XKS  
TONY**  
MAIL ORDER

## 2M + H.F. AT ITS BEST "YAESU"

**FT208**



**FT207**



**FT101ZD Mk 3**

**FT707**



**THE FT290R**  
LOOK AT WHAT YOU GET  
FOR ONLY £339.00.  
BASIC SET + NI-CADS  
+ MM 144/25W LINEAR AMP  
+ CHARGER + CASE.  
A GREAT ALL ROUNDER.

**FT290R**

117 OXFORD ROAD, WATERLOO, LIVERPOOL L22 7RE  
051-920 7483

P  
A  
C  
K  
E  
R  
  
C  
O  
M  
M  
U  
N  
I  
C  
A  
T  
I  
O  
N  
S

P  
M  
C  
R  
Y  
S  
T  
A  
L  
S

S  
O  
T  
A

M  
I  
R  
A  
G  
E

K  
E  
N  
P  
R  
O

H  
A  
N  
S  
E  
N

MIZUHO

CDE

MICROWAVE MODULES

RSGB PUBLICATIONS

OPEN MONDAY-SATURDAY  
(CLOSED THURSDAY), 9-5  
GIVE US A RING FOR PRICES --  
DETAILS -- INFO.  
0277 (BRENTWOOD) 226470 OR 219435.

# ARROW

**ELECTRONICS LTD.**  
DEPT. SW1, LEADER HOUSE  
COPTFOLD ROAD, BRENTWOOD,  
ESSEX CM14 4BN

- SOMMERKAMP UK DISTRIBUTOR



**FT-ONE** with full option specification and  
General coverage Transceiver £1526.00



**FT277ZD** Mk III + FM, Fan, Mic., DC unit,  
CW Filter £710.00



**FT290R** with 3SK88 front end input  
monitor and NC11C charger £249.00



**FRG7700M** General coverage receiver +  
Memory unit £389.00



**TS788DX(R)** 10M all-mode  
AM/FM/SSB/CW 80 Watts NEW MODEL  
with Repeater Offset £365.00  
ALSO: Exclusive to SOMMERKAMP  
authorised dealers NEW 15AMP PSU for  
TS788DX £79.00 AND NEW: "K-WHIP" 4  
MHz wide band Mobile Antenna.  
1982 SOMMERKAMP CATALOGUE  
SHORTLY AVAILABLE.

YAESU MUSEN  
AUTHORISED DEALER



**FT101ZD**  
Mk III + FM  
DISCOUNT PRICE  
£632.00




**FT902DM**  
with Fan, Mic.,  
Keyer unit and  
Memory  
AM/FM/SSB/CW  
£885.00 +  
FREE PADDLE KEYS



**FT-ONE** YAESU BASIC MODEL WITH PSU  
ONLY £1295.00 EX STOCK

**FT208** £198.00  
**FT708** £208.00  
NEW MATCHING:  
2M/70cm HANDY's



**FT290R** YAESU £249.00  
**FT480** YAESU £379.00  
**FT707** YAESU £569.00  
**FP707** £125.00  
**FC707** £80.00  
**FV707** £180.00

**FRG7700**



**FRG7700** Yaesu £315.00; **FRT7700** Tuner  
£37.85; **FF5** Filter £9.95; **FRV7700A**  
Converter £68.75; **FRV7700B** Converter  
£75.50; **FRV7700C** Converter £69.00;  
**FRV7700D** Converter £66.00

AUTHORISED  
**ICOM**  
DEALER

We offer full 2-year warranty of main dealer  
network -- full service -- parts --  
information -- full range of stock on  
permanent demonstration.



**IC720A** The latest, beautiful solid state  
general coverage HF transceiver from  
ICOM £883.00. PSU: PS15 £99.00



**IC25E** Matching Gear is so nice! ICOM's  
2M ALLMODE Base Station at £499.00

**IC2E** NOW REDUCED  
@ £159.00 AND  
IC4E NEW 70cm  
VERSION £199.00  
Remember your "2E"  
accessories will fit  
"4E"



FULL ACCESSORIES  
STOCKED  
**IC24G** £169.00  
**IC25E** £259.00  
**IC290E** £366.00 If it's not listed please ring  
-- we've probably got it!

**IC202S** £169.00  
**IC402** £245.00

ASK FOR DETAILS OF OUR INTEREST FREE  
CREDIT TERMS!!  
REMEMBER: we only sell Amateur Radio  
and associated components/accessories

AUTHORISED "STANDARD" DEALER

C8800 2M FM.....	£252.00
C7800 70cm FM.....	£270.00
C78 70cm FM.....	£219.00
C58 2M All mode.....	£225.00
CPB58 Linear.....	£79.00
CPB78 Linear.....	£62.00
CM88 Mobile Mount.....	£20.00
CLC8 Case.....	£7.00
C12/230 Charger.....	£8.00

SPECIAL PRICE ON "AA" NICADS WITH  
STANDARD PORTABLES.

**G4MH MINIBEAMS £80.00**

Tri-Band 3.6dB gain only seven feet turning  
radius. Just the job for the difficult location.  
ESSEX DISTRIBUTOR FOR 4MH.



**TRIO INSTRUMENTS**  
AUTHORISED DISTRIBUTOR

Please send for free catalogue of  
Oscilloscopes, etc., including:  
C1303G 1.8-54 MHz Monitorscope with  
two-tone oscillator..... £170.00  
DM801 Grid Dip Meter..... £63.00  
PF810 Power Meter..... £85.00  
SG402 RF sig. Gene. 100kHz-30MHz £68.00

CUSHCRAFT HF & VHF Aerials.  
HALBAR VHF Aerials special 7/8  
Wavelengths 2 metre mobile whips £21.  
incl. Gutter mount and lead.

ASK FOR OUR TRADE-IN PRICES OR OUR  
USED LIST -- WARRANTY WITH ALL  
USED GEAR.



"PHONE YOUR ORDER FOR TODAY'S DESPATCH ALL WE NEED IS  
YOUR  OR  NUMBER. SMALL SPARES --  
PLUGS -- AERIALS -- PHONE FOR A QUOTE FOR THAT NEW RIG!"

ALL ADVERTISED PRICES INCLUDE TAX

# Lee Electronics Ltd



London's Leading Stockists of:  
 STANDARD YAESU ICOM FDK KDK MICROWAVE MODULES LUNAR SST SHURE HI-MOUND CDE STOLLE  
 TELECOMM ANTENNAE J-BEAM SWAN KATSUMI, ETC.

## YAESU GENERAL COVERAGE COMMUNICATIONS RECEIVER FRG7700



- ★ 150KHz - 29.999MHz, FULL COVERAGE HIGH STABILITY DUAL PLL SYSTEM
- ★ AUTOMATIC BAND PASS FILTER SELECTION
- ★ 3 FILTERS FOR AM RECEPTION
- ★ FAST/SLOW AGC SWITCH
- ★ NARROW BAND FM RECEPTION CAPABILITY
- ★ TIMER FACILITIES
- ★ SINPO CODED SIGNAL STRENGTH METER
- ★ RECEIVER NOISE BLANKER
- ★ TWO ATTENUATOR FACILITY
- ★ HIGH QUALITY AUDIO (1.5 WATTS OUTPUT)
- ★ 24 VOLT AC OR (WITH ADAPTOR KIT) 13.8 VOLTS DC
- ★ RECEIVES SSB, AM, CW AND FM (NARROW BAND)
- ★ ALL CONVERTORS AVAILABLE

PRICE **£329.00** inc VAT

**£409.00** inc VAT WITH 12 CHANNEL MEMORY


Free amplifier worth **£15.00** with every receiver purchased

400 EDGWARE ROAD  
 LONDON W2  
 01-723 5521 Tlx: 298765



INSTANT H.P.  
 & P/PEX. WELCOME

Send 25p for  
 full details  
 of our range.



**TRIO ICOM**

For Service For Value

THE SIGN OF FINE COMMUNICATIONS

CARRIAGE £5

**TRIO R600** £235 INC VAT



Please send 60p for catalogue & price list

I enclose cheque for £ \_\_\_\_\_ Mail Order (0532) 782224  
 to purchase

Name \_\_\_\_\_

Address \_\_\_\_\_

Post to: Leeds Amateur Radio, 60 Green Road, Meanwood, Leeds LS6 4JP.

TO BARCLAYCARD/ACCESS/LAR

I authorise you to debit my Barclaycard/Access/  
 LAR Budget Account with the amount of £ \_\_\_\_\_  
 My No. is



--	--	--	--	--	--	--	--	--	--

Signature \_\_\_\_\_



## G3CED

THE WIRELESS PIONEER OF THE 1920s  
 OFFERS YOU A SOLUTION TO YOUR

### ANTENNA PROBLEMS

AMATEUR HF AND 2M BANDS. CB HARMONIC  
 AND TVI FREE — LOW ANGLE —  
 OMNI-DIRECTIONAL

WORLD WIDE COMMUNICATION WITH

### ONE 2 FOOT ANTENNA!!!

PRICES DELIVERED. ANTENNAS PLUS ATU

- Mini-multiband — 80 thru 10+ 2M + CB coax fed. . . . . £80
- Mini-multiband — 80 thru 10+ 2M + CB 10ft. wire fed. . . . . £80  
 (Extra feeder — 60p per 10ft. fitted)
- Stand-off wall bracket. . . . . £6
- Both above systems for receiving only. . . . . each £50
- CB only system — 1/1 SWR for more power. . . . . £45
- CB antenna tuner for 1/1 SWR. . . . . £20
- “Joyframe” hand rotatable multiband antenna —

Receive version £60  
 QRP TX version £110

(Coaxial cable not included in the above prices)

SEND STAMP FOR FULL DETAILS OF THE  
 “DO IT ALL WITH THE MIGHTY MINI OR JOYFRAME”

### PARTRIDGE

188 NEWINGTON ROAD, RAMSGATE, KENT CT12 6PZ  
 Tel. 0843 53073 For Technical Info. 0843 62839

### ("SITUATIONS" AND "TRADE")

20p per word, minimum charge £2.40. No series discount. All charges payable with order. Insertions of radio interest only accepted. Add 50 per cent for Bold Face (Heavy Type). No responsibility accepted for transcription errors. Box numbers 40p extra. Send copy, with remittance, to the Classified Dept., Short Wave Magazine Ltd., 34 High Street, Welwyn, Herts. AL6 9EQ.

### TRADE

**Morse receiving.** Preparing for R.A.E. or any Morse examination? Why not learn Morse the way the professionals learn. Full basic learning course, nil to 5 w.p.m. letters and figures (six C60 cassettes), price £6 including full instructions and stationery. **Morse continuation learning** from 5 to 40 w.p.m., recorded to your own requirements; letters groups, figures, plain language runs, which include international punctuation, or state your own requirements. Price £3 per C60 cassette including postage UK, cash with order. — **Clivlan Services**, 13 Bedford Street, Darlington, Co. Durham.

**Simple, inexpensive** but efficient aerials. Use our 150-ft. lengths of multistrand wire, instructions for four different aerial designs included, £5. — **Halbar**, 14 Conway Crescent, Bedford MK41 7BW.

**Shortwave in Cornwall.** Stock of receivers/transmitters, CB transceivers, part-exchange any gear working or not. Receivers old or new wanted. — **G3EKX** ("The Judge"), 0872-862575.

**FM 27-30 MHz receiver kit**, all components, hardware, box, chip included, easy-step instructions, mechanical filter, 1  $\mu$ V 1½ watt audio, excellent cross-mod. with your VHF converter, fantastic CB reception, £16.99 + £1.15 p/p. Cheques/PO's to **Purepar Ltd.**, 8 Bourne Avenue, South Ruislip, Middlesex.

**June issue: due to appear May 28th. Single copies at 80p post paid will be sent by first-class mail for orders received by Wednesday, May 26th, as available.** — **Circulation Dept.**, Short Wave Magazine, 34 High Street, Welwyn, Herts. AL6 9EQ.

**DIY QSL's**, 100 mixed designs, £1.90. Eight designs, coloured card, s.a.e. samples. See us at *H.M.S. Mercury*. — **RWW**, P.O. Box 11, Romsey, SO5 8XW.

**Aerial wire**, 14 s.w.g. hard-drawn copper, 70-ft. coils, £5.75; 140-ft. coils, £9.50. **TVI/AFI**, cure it with ferrite rings, 67p each. **Amsat 28 MHz pre-amp. kits**, complete, £7.85. All prices include postage and VAT. — **TMP Electronics**, Unit 27, Pinfold Workshops, Pinfold Lane, Buckley. Clwyd CH7 3PL.

**Personalised QSL's 100 for £12.50, 5000 for £42.** Log books available. Send s.a.e. for samples. — **Printshop**, 89 Derwent Street, Consett DH8 8LT.

**TRAP DIPOLES, CUSTOM BUILT, ANTI-TVI MODELS**, Tx-ing, SWL-ing 24-ft. to 108-ft. Send s.a.e. for lists. — **G2DYM**, Upplowman, Tiverton, Devon. (Tel: 03986-215).

**QSL cards.** Sample pack and price list forwarded on receipt of 22p stamp. — **Derwent Press**, 69 Langstone Drive, Exmouth, Devon EX8 4HZ.

**Amateur Equipment** bought and sold, cash waiting. Contact **G3RCQ**. Hornchurch 55733 evenings.

**Courses — RADIO AMATEURS EXAMINATION**, City and Guilds. Pass this important examination and obtain your licence, with an RCC Home Study Course. For details of this and other courses (GCE, professional examinations, etc.) write or phone: **THE RAPID RESULTS COLLEGE, Dept. JV1, Tuition House, London SW19 4DS.** Tel: 01-947 7272 (9a.m. to 5p.m.), or use our 24-hr Recordacall Service, 01-946 1102, quoting Dept. JV1.

**Listener and QSL cards**, quality printing on coloured gloss cards, at competitive prices. Send s.a.e. for samples. — **S. M. Tatham**, "Woodside", Orchard Way, Fontwell, Arundel, West Sussex.

# TUNE IN FOR TOP RESULTS.



Whichever class of operator you are - A or B - Heathkit offer you the finest equipment. Highly advanced for its class. Just the thing for passing out celebrations.

#### For Class B Operators

**VF 2031. Handheld 2.00 Metre FM Transceiver.** 8 channels. Crystal control - Simplex and repeater modes of operation. Internal Nicads complete with charger. Output 2.0 watts.

**VF 7401-2. 2.00 metres FM Digital Scanning Transceiver.** Simplex and repeater operation. Selectable pre-programmed frequency scanning capability. 15 watts nominal output. Operates from your car mobile or from optional VFA 7401-1 AC power supply.



VF 7401-2.



SA5010

#### For Class A Operators

**SA5010uMatic (TM) Memory keyer.** Uses a microprocessor providing buffer storage up to 240 characters. Speed, weight, spacing and auto repeat selected by 'command strings'. Speeds 1-99 words a minute.

There are lots more high quality amateur radio kits to choose from. All worth making. All exceptionally good value for money: Send for your copy of the Heathkit catalogue and broadcast the good news.

To: **Heath Electronics (UK) Limited**, Dept (SW5), Bristol Road, Gloucester GL2 6EE.

Please send me a copy of your new catalogue. I enclose 28p in stamps.

SWS


Name \_\_\_\_\_

Address \_\_\_\_\_

N.B. If you are already on the Heathkit mailing list, you will automatically receive a copy of the latest Heathkit catalogue without having to use this coupon.

HEATH  You build on our experience

# HEATHKIT



## WOOD & DOUGLAS



Just a sample from our range: —

Project	Code	Kit	Assembled
70 cms Transmitter (0.5W)	70FM05T4	23.10	38.10
70 cms Receiver	70FM05R5	48.25	68.25
70 cms Synthesiser	70SY25B	60.25	84.95
70 cms Pre-Amplifier	70PA2	5.95	7.90
70 cms Converter	70RX2/2	20.10	27.10
70 cms 0.5W Synthesisor Package	70PAC2	128.00	163.00
70 cms 10W Power Amp/Pre-Amp	70PA/FM10	34.65	48.70
2M Transmitter (1.5W)	144FM2T2	22.25	36.40
2M Receiver	144FM2R2	45.76	64.35
2M Synthesiser	144SY25B	59.95	78.25
2M 1.5W Synthesised Package	144PAC	105.00	138.00
2M 10W Liner	144LIN10B	26.95	35.60
2M 10W Power Amplifier	144FM10B	25.95	33.35
2M Miniature Pre-Amplifier	144PA3	6.95	8.10
2M Low Noise Pre-Amplifier	144PA4	7.95	10.95
2M RF Switched Pre-Amplifier	144PA4/S	14.40	18.95
Toneburst	TB2	3.85	6.20
Piptone	PT2	3.95	6.90
Kay Tone	PTK1	5.95	8.20
Regulator	REG1	4.25	6.80
Microphone Pre-Amplifier	MPA1	2.95	5.40
CW Filter	CWF1	4.75	6.40
Reflectometer	SWR1	5.35	6.35

Full details will be forwarded on receipt of a large SAE. Non-technical enquiries only can be taken during the day on 07356 5324. Technical enquiries between 7-9 pm on either 07356 5324 or 0256 24611. Kits when stock will be return of post when humanly possible otherwise allow 28 days. Assembled items 20-40 days. Stock is held also at Amateur Radio Exchange in Ealing and J. Birkett in Lincoln.

(Prices include VAT at the current rate, please add 70p for postage.)

**9 HILLCREST, TADLEY  
BASINGSTOKE, HANTS RG26 6JB**

## G2BAR HAM BAND AERIALS.

	Price inc. VAT.	P.P.
<b>2metre Folded Dipole YAGI</b>		
5/FD. 5 element square section Boom.....	£9.78	£2.00
8/FD. 8 element Reinforced Boom.....	£12.58	"
<b>2 metre 'J' Pole</b>		
1/J.P. ¼ wave matching sections, enclosed connectors with half wave radiator 15mm square elements.....	£9.78	"
<b>70cms. Folded Dipole YAGI's</b>		
7/FD. 7 element square section boom.....	£9.20	"
11/FD. 11 element reinforced boom.....	£12.58	"
<b>H.F. YAGI BEAMS</b>		
<b>2 element YAGI Beams</b>		
Driven and director elements. Boom to element clamps Tubular Gamma Match tuning unit supplied.		
10 metre — 2 element array.....	£34.50	£6.00
15 metre — 2 element array.....	£42.50	"
20 metre — 2 element array.....	£52.50	"
<b>3 element YAGI Beams</b>		
10 metre — 3 element array.....	£46.00	"
15 metre — 3 element array.....	£57.00	"
20 metre — 3 element array.....	£68.00	"
Well designed and constructed Boom to Mast; bracket plate; 4 U Bolts.....	£4.60	£2.00
<b>Trapped Vertical ¼ wave 300 watt.</b>		
10 — 15 — 20 metres. Tuned Slim Line Traps — Telescoping Aluminium Elements for easy adjustments....	£34.50	£6.00
<b>PORTOMASTS 12/4 telescoping aluminium tubing extended to 12'6" mast including 3 guys and ground pegs.....</b>	£12.00	£2.00
18ft. Portomast with 6 guys and ground pegs.....	£16.00	"
<b>TELESCOPING ALUMINIUM TUBING OD. sizes quoted price per foot.</b>		
1½" @ 42p — 1" @ 39p — ¾" @ 36p — ½" @ 34p — ¼" @ 29p — ⅓" @ 24p. Plus VAT @ 15% and P.P.		
<b>4 + METRE RANGE</b>		
<b>½ Wave Centre Fed Dipole</b>		
15" Boom section and Mast bracket.....	£5.75	£2.00
<b>2 Element Folded dipole YAGI with Boom and Mast bracket supplied.....</b>	£10.35	"
<b>4 Element Folded dipole YAGI with reflector 2 Directors Boom and Mast bracket supplied.....</b>	£16.10	£6.00
<b>6 Element Folded dipole YAGI with reflector and 4 directors 3 Section and mast bracket supplied.....</b>	£27.60	£6.00

**UPPINGTON TELE-RADIO (Bristol) LTD.**

12-14 Pennywell Road, Bristol BS5 0TJ.

Tel. 557732

Please send 30p stamps for descriptive leaflets.

## READER'S ADVERTISEMENTS

10p per word, minimum charge £1.50 payable with order. Add 25 per cent for Bold Face (Heavy Type). Please write clearly, using full punctuation and recognised abbreviations. No responsibility accepted for transcription errors. Box Numbers 40p extra. Send copy, with remittance, to the Classified Dept., Short Wave Magazine Ltd., High Street, Welwyn, Herts. AL6 9EQ.

### READERS

**Wanted:** Battery eliminator, 2v. LT, 100v. (approx) HT. Also old-type horn speaker. Both in working order. Details and price please. — Corder, 88 Angel Street, Hadleigh, Ipswich.

**Selling:** Yaesu FR-101S receiver, very good condition, £150. — Ring Wilkinson, Hull 492501 6-8 p.m.

**For Sale:** KW-202 receiver with speaker, £75. — Ring Tamworth 53466 evenings.

**Selling:** R-1000, eight months old, perfect, all accessories, with manual and box, plus 12v. DC kit, £200 carriage paid. Panasonic RF-26, 0.015 to 18 MHz, AM/SSB/CW, FM broadcast, mains/battery, digital readout, record socket, etc., manual and box, £80. — Keegan, 2 Hawthorn Square, Seaham, Co. Durham SR7 7DD.

**Wanted:** Any Hallicrafters (valve) receiver; non-working acceptable if complete. — Ring Fowle, Broadstone 698142 (Dorset).

**Sale:** Trio R-1000, 0-30 MHz continuous, plus Mosley RD-5 10-80m. trapped dipole, with external speaker and 12v. adaptor, £250. — Biggs, 50 Stiels, Coed Eva, Cwmbran, Gwent NP44 4TS.

**Offering:** Yaesu FRG-7 receiver and manual, mint condition, six months old, no modifications, first reasonable offer secures. — Ring Murgatroyd, 061-748 6109 (Manchester) after 5 p.m.

**For Sale:** FT-708R, six months old, two batteries, £160. Icom M-25D marine set, £160. — Mansi, G8VVK, QTHR. (Tel: 0493-67597).

**Wanted:** SB-101 or HW-101 in good condition, with power supply unit and manuals. — Ring Biltcliffe, G5HB, 0242-515052.

**For Sale:** 14-ele Parabeam aerial, 2 months old, £33. Buyer collects. — Ring Dunham, March 740660 (Cams).

**Sale:** Trio TR-9000, little used, in original carton, £295. — Ring Mitchell, 0840-770344 evenings.

**Selling:** Liner-2 with PSU, £65. FDK Multi Palm Size II FM handheld, £110. Both 'or near offer'. — Ring March, 0462-813615.

**For Sale:** Yaesu FRG-7000 receiver, excellent condition, ideal for SWL, £200 or near offer plus extras. — Cable, 417 Canterbury Road, Densole, Folkestone, Kent CT18 7BH.

**Wanted:** FL-101 or similar. — Ring Exeter 75861.

**Wanted:** German military radio equipment of W.W.II vintage (receivers, transmitters, accessories, parts). Good prices paid by collector. — Box No. 5763, Short Wave Magazine, 34 High Street, Welwyn, Herts. AL6 9EQ.

**Sale:** Panasonic DR-49 communications receiver, mint condition, £165. Can deliver reasonable distance. — Ring Carter, Shaw (0706) 844997.

**Selling:** Yaesu FRG-7000, mint, boxed, £200 cash. Drake R4-C Rx, very good condition, £200 cash. — Draper, 60 Enderby Road, Perry Common, Birmingham B23 5AL.

**For Sale:** Complete Philips CCTV outfit: valved camera, power/control unit, two 14" monitors, connecting cables, £250 or near offer. — Roberts, GW6AYM, QTHR. (Tel: 0792-204146, Swansea).

**Sale:** National Panasonic RFB-30 digital PLL synthesizer communication receiver, 29 SW bands, plus MW and FM, £160. — Ring Winarso, 061-998 3526 after 7 p.m.

**Sale:** Grundig Satellit 2100 with SSB unit, excellent condition, £100. — Cockerell, 3 Churchford Road, Knowle, Braunton, North Devon.

**Selling:** Ten Tec Omni-C, as new Nov. '81, with matching 20A PSU, £625. FT-480R, as new June '81, £300 or very near offer. — Pitt, G3ICH, QTHR. (Tel: Hemyoock 680234).

**For Sale:** Trio R-1000, £240. Yaesu YO-901D, £270; FV-901DM, £200; SP-901, £27. MMS-1 Morse Talker, £80. FS-7 wattmeter and bridge, £27. Trio HS-4 phones, £7. All items 'as new'. — Ring McAllister, Dronfield 413413 evenings/weekends.

**June issue: due to appear May 28th. Single copies at 80p post paid will be sent by first-class mail for orders received by Wednesday, May 26th, as available. — Circulation Dept., Short Wave Magazine, 34 High Street, Welwyn, Herts. AL6 9EQ.**

**Sale:** Two FRG-7's, £130 each or £240 both. One year old and unmodified. — Ring McPheat, 0278-683168 (Somerset) after 6 p.m.

**Selling:** Swan 700CX with matching 230CX PSU/speaker, Datong RF speech processor and fist mic., manual, lovely rig, genuine reason for sale, £295 or near offer. — Hunt, 22 Ribblesdale Avenue, Congleton (5194), Cheshire.

**Wanted:** Ferrite toroid neosid, 28-511-28, 12 o.d. x 6 i.d. x 3mm. enamel coated. — McLinden, House 40, 80 Tarfside Oval, Glasgow, G52.

**For Sale:** Standard C58 multimode portable, plus nicads, charger, case, matching 25w. linear and 3/4-wave mag. mount, all mint in original packing, £290. — Knox, G4CPD, QTHR. (Tel: 0274-630266, Bradford).

**Sale:** Yaesu FR-101D plus BC bands and 2m., £200; matching BP-101 speaker, £10. Datong UC1 Up-Converter, £90. All in very good condition. Buyers collect. — Ring Wilson, Aylesbury 88091.

**Wanted:** Service manual for Redifon R.50M receiver. — Smith, 14 Norwood Avenue, Southport, Merseyside.

**For Sale:** Grundig Satellit 1400, one year old in mint condition, six SW bands, LW/MW/FM, owner buying communications receiver, £120. — Ring Bader, 01-636 8748 after 7 p.m.

**Selling:** FRG-7, as new, boxed, plus Hamgear preselector, £140. — Nunn, 7 Hartslock View, Lower Basildon, Reading, Berks.

**Sale:** TR-2200GX, with case, nicads and charger, telescopic whip and helical, xtals fitted S20, S21, S22, S23, S16, R0N, R0R, R6 and R7, £85. — Ring Shearing, G8YML, Bristol (0272) 563491.

**For Sale:** Yaesu FT-902DM transceiver, little used, £720. — Ring Lapper, GW2DUR, Llanelli (05542) 57860 evenings.


**Sale:** Eddystone 888A Rx, mounting blocks, speaker and spare valves, good condition, £45. — Ring Buckingham, G3GZN, 0705-475761.

**Selling:** RA-17 Mk.II, very clean, £170 or near offer. Reason for sale: SWL going G6. (Berks). — Box No. 5764, Short Wave Magazine, 34 High Street, Welwyn, Herts. AL6 9EQ.

**Wanted:** Good receiver, Racal or similar, also Hambander; with handbooks. — Peach, G3VXS, QTHR. (Tel: 0782-625661).

**Sale:** Trio TR-9000 2m. multimode, £290. Datong FL1, £40. VFO-120, £55. PW Helford, £35. All 'or near offer'. — Ring Spencer, G3ILO, 0453-833411 evenings.

**Selling:** E-Zee Match. KW matching antenna tuning unit, 15 to 5000 ohms, 10-80m., 400 watts p.e.p. Offers? National HRO table mains unit 697, circuit, £6; also a rack mounting, £5. Transformer, 230v. to 6v. at 18A, £5. — Ring Edwards, G3MBL, 01-445 4321.



## BECOME A RADIO AMATEUR

Learn how to become a radio amateur in contact with the whole world. We give skilled preparation for the G.P.O. licence.

No previous knowledge required.

Brochure without obligation to :-

**British National Radio & Electronic School**  
READING, BERKS. RG1 1BR

Name .....

Address .....

STW/5815

BLOCK CAPS PLEASE

### R. T. & I. ELECTRONICS LTD.

Ashville Old Hall, Ashville Road, London E11 4DX Tel. 01-539 4986  
Nearest Station: Leytonstone (Central Line)

We are MAIN DISTRIBUTORS for AVO, MEGGER, TAYLOR and SULLIVAN INSTRUMENTS

#### FULLY OVERHAULED EQUIPMENT

EDDYSTONE MODEL 1001 RECEIVER.....	£517.50
EDDYSTONE MODEL 880/2 RECEIVER.....	£420.00
EDDYSTONE EC10Mk. 1. Receiver.....	£103.50
EDDYSTONE EC10Mk. 2. Receiver.....	£126.50
HAMMARLUND Model SP600JX.....	£245.00
RACAL RA 17 Receiver.....	£375.00
EDDYSTONE 940 Receiver.....	£236.90
DRAKE SPR4 Receiver.....	£405.75
EDDYSTONE 840C Receiver.....	£109.25
HAMMARLUND HQ.170 AMATEUR B.S. RECEIVER.....	£213.90

#### NEW EQUIPMENT

TRIO R-300 Receiver.....	£193.89
YAESU FRG-7 Receiver.....	£199.00
YAESU FRG-7000 Receiver.....	£299.00
YAESU FRG-7700 Receiver.....	£329.00
MEMORY UNIT FOR FRG-7700.....	£90.95

#### AVO & MEGGER EQUIPMENT (A Few Examples)

AVO Digital Multimeter Model DA211.....	£67.85
AVO Digital Multimeter Model DA212.....	£94.76
AVO Digital Multimeter Model DA116.....	£155.00
AVO Digital Multimeter Model DA117 Auto Range.....	£186.00
AVO Digital Multimeter Model DA118.....	£231.72
Taylor Analogue Multimeter Model 131.....	£21.96
Taylor Analogue Multimeter Model 132.....	£28.52
Cases for AVO, TAYLOR & MEGGER instruments in stock. Send for Details.	
We also repair all types of instruments. Trade and Educational enquiries invited.	
SINCLAIR DM235 Digital Multimeter.....	£60.38
Carrying Case for DM 235.....	£8.86
Mains Adaptor for DM 235.....	£5.69
SINCLAIR PDM35 Pocket Digital Multimeter.....	£39.68
SINCLAIR PFM200 Pocket Digital Frequency Meter.....	£57.27
JOYMATCH III B.....	£22.55
JOYMATCH A.T.U. Kit, £10.50	A.T.U. Kit Assembled, £12.75
Artificial earth and bandswitch, £10.50.	
SHURE MICROPHONES, 526T £39.33; 444, £32.43; 401A, £16.56; 202, £15.18; 201, £14.49. Full details on request.	

#### SCOPEX OSCILLOSCOPES IN STOCK.

TMK METERS: Model TP10S, £20.41. Model 500T U-B, £36.36. Model TW20CB, £41.69. Model TP5SN, £23.57. Model 700, £71.30. Also in stock Leather Cases for above. Model 700B, £76.16. Full details on request.

In present conditions we regret that all prices are subject to alteration without notice. ALL PRICES INCLUDE VAT AND CARRIAGE. Terms: C.W.O., Approved Monthly Accounts, Hire Purchase and Part Exchange. Special facilities for export.

HOURS — 9.30 am - 5.30 pm MON.-FRI. CLOSED SATURDAYS



**G2DYM ANTI-INTERFERENCE  
ANTI-TVI TRAP DIPOLES inc. WARC NEW BANDS  
TRANSMITTING & S.W.L. MODELS  
DATA SHEETS LARGE SAE. AERIAL GUIDE 50p.**

Callers Welcome. Tel: 03986 215  
G2DYM, UPLOWMAN, TIVERTON, DEVON

**LOSING DX?**

**RARE DX UNDER QRM?** DIG it OUT with a Tunable Audio Notch Filter, between your receiver and speaker, BOOST your DX/QRM ratio, 40dB notch, bypassed when off, HEAR the WEAK DX, £13.80.

V.L.F.? EXPLORE 10-150kHz, extend coverage, Receiver £16.50.

Each fun-to-build kit includes all parts, printed circuit, case, postage, etc., instructions, money back assurance so GET yours NOW.

**CAMBRIDGE KITS, 45 (SE) Old School Lane, Milton, Cambridge.**

**MORSE MADE EASY BY THE RHYTHM METHOD!**

**FACT NOT FICTION** • No expensive equipment required only a turntable  
If you start RIGHT you will be reading amateur and commercial Morse within a month. (Most students take about three weeks). That's why after 25 YEARS we still use three scientifically prepared special records with which you cannot fail to learn the MORSE RHYTHM automatically. It's as easy as learning a tune. 18w.p.m. in 4 weeks guaranteed. Complete course comprising 2x 12" + 1 x 7" multi-speed records + books - U.K. p.p. £7.00. Overseas, sufficient for 750 grms.). Despatch by return from: - S. Bennett, G3HSC, (Box 14), 45 Green Lane, Purley, Surrey CR2 3PQ. 01-660 2896.

**CABLE OFFERS**

UR43 50ohm.....	20p per M (3p/m)
UR76 50ohm stranded conductor.....	20p /m (3p/m)
UR67 50ohm low loss.....	50p/m (5p/m)
UR70 75ohm standard.....	20p/m (3p/m)
UR95 50ohm Miniature.....	25p/m (1½ p/m)
300ohm twin Ribbon.....	12p/m (2p/m)
75ohm twin feeder.....	18p/m (2p/m)
14 s.w.g. Hard Drawn Copper.....	20p/m (3p/m)

Postage indicated in brackets. S.A.E. for full lists.

**W. H. WESTLAKE, CLAWTON, HOLSWORTHY, DEVON.**

**ALL  
VALVES  
& TRANSISTORS**

Call or phone for a  
most courteous quotation  
**01-749 3934**

We are one of the largest  
stockists of valves etc. in the U.K.

**COLOMOR ELECTRONICS LTD.** 170 GOLDHAWK ROAD  
LONDON W12

**AMATEUR RADIO  
OPERATING MANUAL**

New Second Edition

Most of the chapters in the new 2nd edition of this popular RSGB title by R. J. Eckersley, G4FTJ, have been revised and updated. Chapters cover: the Amateur Service; setting up a station; operating practices and procedures; DX; contests; mobile, portable and repeaters; amateur satellites; RTTY; SS/TV; special event stations; with appendices and index. *Extract from a review in "Short Wave Magazine": "... this book should be of greatest interest and use to the newly licensed amateur with little, practical operating experience, to whom it can be thoroughly recommended".*

208 pages Publications Dept. £4.95 inc. p/p

**Short Wave Magazine Ltd.,**  
34 High Street, Welwyn, Herts. AL6 9EQ.

**QTH For Sale:** East Barnet, Herts (close to Oakleigh Park station, main line), 229-ft. a.s.l., tower, use of Railway land. Modern s/d house, 3 bedrooms (one as shack), bathroom, w.c., 2 reception, kitchen, utility room, brick garage, own drive, 62-ft. garden, £39,000 freehold. Offers? - G3MBL, QTHR. (Tel. 01-445 4321). For G3AGP.

**Sale:** FRG-7, £100 or very near offer. ATU, £15. VHF converter, £10. - McConnell, 415 Charter Avenue, Coventry CV4 8BB.

**For Sale:** FRG-7700 receiver, bought mid-November, used 5 hours then and not since (due to wife problems over aerial!), £270. Could deliver Mon.-Fri. only, between QTH and London. - Ring Ewert, 0202-892986 after 7 p.m. (Bournemouth area).

**Wanted:** Model MR-1000A VHF mini scanner; plus cash adjustment will exchange for Grundig Satellit 1400, 2 months old. - Ring Borthwick, Lilliesleaf (08357) 314.

**Selling:** Drake SPR-4 receiver with BFO switch, 5-NB noise blanker, SCC-4 crystal calibrator, MS-4 speaker, 24 crystals and manual, two years old, mint condition (cost £600 new), £275 for quick sale. Buyer collects. - Ring Carpenter, 01-650 6596.

**Icom/Trio Kenwood owners:** very informative separate newsletters. - Send s.a.e. for details to G3RKC, QTHR.

**Sale:** Sommerkamp FT-277ZD Mk.III HF/SSB transceiver, only six months old, £550 or near offer. - Ring Colmworth (023062) 641.

**Wanted:** No. 19 Set Mk.III and ancillary equipment; also 22 Set, 62 Set, C12 and ATU, ZC1/2, any condition but unmodified. - Ring Wuille, Worthing (0903) 41810 after 8 p.m.

**BETTER  
SHORT WAVE  
RECEPTION**

by William I. Orr W6SAI and Stuart D. Cowan W2LX

New 1981 (5th) Edition!

In the latest edition of this excellent work for all those who own (or intend to own) a radio receiver, these two well-known and respected writers have produced chapters covering: the radio spectrum and what you can actually hear world-wide; the tuning of a shortwave receiver; the business of buying a receiver, both new and secondhand; a description of the SW Rx in non-technical terms, together with receiver adjustment and alignment; DX-ing above 30 MHz; a description of the VHF receiver; building and adjusting efficient aerials; reception techniques.

Thoroughly readable and "digestible", this book is without doubt a very valuable addition to the bookshelf of any SWL.

160 pages

**£3.80** inc. post.

Order from:

Publications Dept.  
**Short Wave Magazine Ltd.**  
34 High Street, Welwyn, Herts. AL6 9EQ



The range

		£
SLNA 70s	The 4m version of the best-selling 144MHz switched preamplifier.	£33.90
SLNA 70u	The unswitched version of the 70s.	£12.41
SLNA 144s	The best rf switched 144MHz mosfet preamp currently available!	£33.90
SLNA 144u	The unswitched version of the 144s.	£12.41
BLNA 432ub/1	1.5dB nf/14dB gain sub-min preamp (29x 17x 5mm) for fitting inside 432MHz transceivers.	£10.29
BLNA 432ub/2	1.3dB nf version of above.	£14.95
TLNA 432s	The definitive bipolar 432MHz switched preamplifier. < 1.4dB nf./14dB gain typical with 100W through-power capability.	£49.90
TLNA 432u	The unswitched version of the 432s.	£18.50
BLNA 1296ub	1240-1325MHz 1.8dB nf/12dB gain connectorised pcb preamp.	£24.50
BBBA 860u	400-860MHz broadband low-noise amplifier 2.3dB nf/10dB gain at 860MHz.	£20.50
BBBA 500u	20-500MHz high dynamic range broadband preamplifier.	£20.38
RPCB 144ub	FT221/225 front-end board. Still the best commercially available front end for 144MHz - winner of most 144MHz contests and international best-seller!	£64.50

muTek also stocks Kungsimpot antenna combiners and dish feeds, HAG antennas and all sorts of oddies for the serious vhf'er. Phone for further details or send an S.A.E. with your query. Tnx!

All above prices include VAT at 15%. Carriage on all items (except antennas and Combiners) is now 70p incl VAT.



# muTek limited - the rf technology company



Bradworthy, Holsworthy, Devon EX22 7TU (0409 24) 543

**P.M. ELECTRONIC SERVICES**  
 2, ALEXANDER DRIVE, HESWALL, WIRRAL,  
 MERSEYSIDE, L61 6XT.  
 Telephone: 051-342 4443. Telex: 627371.  
 Cables: CRYSTAL BIRKENHEAD.

Prices exclude VAT - U.K. customers please add 15% VAT

Commercial and Professional Crystals

New Faster Service

We are now supplying crystals to most commercial and MIL specifications in the range 1 MHz to 60 MHz, ordered in small quantities, within 2½ weeks AT NO EXTRA CHARGE. We also have an even faster EXPRESS SERVICE for that very urgent order. We can also supply crystals for commercial applications e.g. Microprocessor, TV etc., at very competitive prices. Let us know your needs and we will send a quote by return, alternatively telephone or telex our Sales Engineer Mr. Norcliffe who is normally available in the office for technical enquiries between 4.30 and 6.30 p.m.

Crystals Manufactured to Order to Amateur Specification

6 to 9.999kHz HC13/U.....	£32.80	1.5 to 2.59MHz (fund) HC6/U.....	£5.36
10 to 19.99kHz HC13/U.....	£31.08	2.6 to 21MHz (fund) HC6/U.....	£4.87
20 to 29.99kHz HC13/U.....	£23.08	3.4 to 3.99MHz (fund) HC18 & 25/U.....	£6.75
30 to 59.99kHz HC13/U.....	£21.73	4 to 5.99MHz (fund) HC18 & 25/U.....	£5.36
60 to 79.99kHz HC13/U.....	£15.69	6 to 21MHz (fund) HC6, 18 & 25/U.....	£4.87
80 to 99.99kHz HC13/U.....	£13.08	21 to 25MHz (fund) HC6, 18 & 25/U.....	£7.31
100 to 149.9kHz HC13/U.....	£11.32	25 to 28MHz (fund) HC6, 18 & 25/U.....	£9.00
150 to 159.9kHz HC6/U.....	£11.32	18 to 63MHz (30/T) HC6, 18 & 25/U.....	£4.87
160 to 399.9kHz HC6/U.....	£7.83	60 to 106MHz (50/T) HC6, 18 & 25/U.....	£5.61
400 to 499.9kHz HC6/U.....	£7.00	106 to 125MHz (50/T) HC18 & 25/U.....	£8.44
500 to 799.9kHz HC6/U.....	£7.83	125 to 149MHz (70/T) HC18 & 25/U.....	£8.62
800 to 999.9kHz HC6/U.....	£11.01	150 to 179MHz (90/T) HC18 & 25/U.....	£12.75
1.0 to 1.499MHz HC6/U.....	£11.25	180 to 250MHz (90/T) HC18 & 25/U.....	£13.50

TOLERANCES: Up to 800kHz - Total tolerance = ± 100ppm 0°C to + 70°C. Over 800kHz - Adj. tol. = ± 20ppm, Temp. tol. = ± 30ppm -10°C to + 60°C. Unless otherwise specified fundamentals will be supplied to 30pf circuit conditions and overtones to series resonance.

DELIVERY: 1MHz to 150MHz - 4/6 weeks, other frequencies - 6/8 weeks. Prices shown are for 'one off' to our standard amateur specifications, closer tolerances are available. Please send us details of your requirements.

4 METRE, 2 METRE AND 70 CENTIMETRE STOCK CRYSTALS

We stock crystals for 70.26MHz on 4m. On 2m we stock R0 thru R8 and S18 thru S24. For 70cm we have R80 thru R815 plus SUB, SU18 & SU20. For full details of the above stock crystals plus details of our Converter, Marker and Alternative IF crystals, crystal sockets and our AERIAL RANGE see page 108 April Short Wave Magazine or send SAE to the above address.

**THE MICRODOT**

**NEW**

CW/RTTY

SEND/RECEIVE

**ALL BRITISH MICROPROCESSOR CONTROLLED TERMINAL UNIT FOR CW AND RTTY**

**FEATURING . . .**

- Integral five inch VIDEO MONITOR
- Professional KEYBOARD with numerous special functions
- Real-time CLOCK
- On board DEMODULATOR and MODULATOR (CW, FSK, AFSK)
- DECODE and ENCODE both CW (Morse) and RTTY (Baudot)
- Automatic SPEED TRACKING on receive
- THREE SPEED SETTINGS on transmit for each mode
- Both send and receive SPEED DISPLAY on screen
- SCREEN STORE and RECALL function
- PORTABLE - runs from 13.8 Volts (ideal for rallies)
- Highly ROBUST in smart black cabinet with carry handle
- Your CALL SIGN programmed in for 'DE' (Here is) function
- SPECIAL FUNCTIONS include 'Quick brown fox' generator
- 'CQ CQ CQ' key QRZ? (who are you?) key
- AR AS KN VA VE barred characters

One year NO-QUIBBLE GUARANTEE.

**ALL THIS AT A MUCH LOWER PRICE THAN COMPARABLE IMPORTED PRODUCTS**

**£395** inc. VAT and carriage  
(Dealer enquiries welcome)

For full technical specification write to  
**POLEMARK Ltd., 148-150 High Street, Barkway, Royston, Herts. SG8 8EG**

**COMMUNICATION EQUIPMENT IN THE SOUTH WEST**

YAESU

FT101ZD.....	£665.00	FT290.....	£249.00
FT902DM.....	£885.00	FT208.....	£209.00
FC902.....	£135.00	FT480.....	£379.00
FT707.....	£569.00	FRG7.....	£199.00
FC707.....	£85.10	FRG7700.....	£329.00
FP707.....	£125.25	FRG7700M.....	£409.00

all other Yaesu products also stocked.

Ancillary equipment stocked include:  
 Microwave Module products, Drae P.S.U.s and Wavemeters, S.E.M. range, Jaybeam aerials, Shure microphones, plugs, sockets, rotators, cables, etc.

Comprehensive range of valves

**REG. WARD (G2BSW) & CO. LTD.**  
 GEORGE STREET, AXMINSTER, DEVON EX13 5DP  
 Telephone (0297) 33163

**J. BIRKETT** 25 THE STRAIT,  
 LINCOLN LN2 1JF. Tel. 20767

**MICROSTRIP PIN DIODE** For use as Passive Limiter for protection of sensitive front ends, operation 1 to 12GHz, leakage 100mW at 100W, power handling 100W peak, price £1.65.

40673 TYPE DUAL GATE MOSFETS @ 33p each.

BUY 87 NPN POWER, FT 100 MHz, 50 Watt, 150V, TO3 case @ 75p each.

NPN DARLINGTON MJ 1000 @ £1 each, Bu 127 @ 50p, OC 36 @ 50p.

HC6U CRYSTALS 10 MHz @ £1.50, 10.0625 MHz @ £1, 9.0095 MHz @ £1, 10.1125 MHz @ £1, 14.3257 MHz @ £1, 6017 kHz @ 75p, 3495 kHz @ 75p.

FERRITE RINGS dia. 1½" int. dia. 1" approx., price 60p.

CRYSTALS 10X Type 5MHz @ 50p, Glass 500 kHz @ £1.95, 10AJ 1MHz @ £1.95.

GREENPAR PUSH ON BNC PLUGS @ 40p each.

14 PIN 741 OP-AMPS at 4 for 50p, 10 for £1.

VARIABLE CAPACITORS 10+ 10+ 10pf @ 75p, 250+ 250+ 20+ 20+ 20pf @ 75p.

SUB-MINIATURE ERIE WEE-CON DISCS 1000pf 30v.w., 6 for 18p.

600 MHz, 8 DIGIT FREQUENCY COUNTER UK 522 @ £108.

MULLARD H.F. POWER TRANSISTORS 1.6 to 175 MHz, 40 Watt, with data @ £3.

MULLARD BLW 77 1.6 to 28 MHz, 130 Watt, 28 Volt, with data @ £12.60.

MULLARD BLW 64 900 MHz, 15 Watt, 24 Volt, with data @ £7.50.

MULLARD BLY 90 50 Watt, 12.5 Volt, 550 MHz, with data @ £7.50.

TRW PT4577 1200 MHz, 12 Volt, min. 2 Watt, with data @ £3.

*Please add 30p for post and packing. Orders over £3 post free.*

## TMP ELECTRONIC SUPPLIES

STOCKIST OF YAESU, JAYBEAM, HY-GAIN, AMIDON CORES, KDK, FDK, MICROWAVE MODULES, RSGB BOOKS, ASP, LEADER, CUSHCRAFT, DAIWA, HANSEN

### LICENSED CREDIT BROKER

Amsat pre-amp kits.

Back in stock. Complete kit to make the famous pre-amplifier, including PCB.

£7.85 inc. VAT & Postage

HOWARTH JONES GW3TMP  
UNIT 27, PINFOLD WORKSHOPS, PINFOLD LANE, BUCKLEY,  
CLWYD CH7 3PL.  
TEL: BUCKLEY (0244) 549563.

Open Tuesday-Friday 9.30-5.30. Saturday 9.30-4.00, Lunch 1.00-2.15.

## G4DSG D.P. HOBBS (NORWICH) LTD. G3HEO RADIO COMPONENT SPECIALISTS

YAESU FT290R 2m T/Ceiver	£249.00
YAESU FRG7 0.5-30MHz Gen. Cov. Rec. 1MHz Segments	£199.00
YAESU FRG7700 0.15-30MHz Gen. Cov. Rec. Clock, Timer, Digital Display	£309.00
TRIO R1000 Gen. Cov. Rec. 200kHz-30MHz	£297.85
YAESU FT480R All mode 2m T/CEIVER	£379.00
SX200N Scanning Receiver 26 To 512MHz	£264.00
DAIWA SR9 2 Metre or Marine Monitor Receivers. VFO + 11 fixed positions	£46.00
"ASDEN" PCS300 2m FM Handheld	£184.00
SL1800. 2m. VHK. 16 Channel Scanning Monitor Receiver	£39.50
FDK 700EX 2 Metre FM T/Ceiver Dig. Display, Scan, Tone-Burst, etc.	£189.00
FDK 750E 2 Metre FM/SSB CW T/Ceiver Dig. Display, Tone-Burst, etc.	£289.00
R517 Airband Rec. Tuneable + 3 Fixed Xtal Positions	£49.75

Jaybeam Aerials, Test-Meters, Microphones, Microwave Modules, Converters, Transverters, Linears, Preamps, etc., for 2 Meters/70cms, Bantex Aerials.  
Prices include VAT. All Mail Orders to Norwich. Barclay Card & Access.

13 St. Benedict's St., Norwich. Tel. 615786

Open 9 a.m. - 5.50 p.m. Mon. - Sat. Closed all day Thursday.

Also Visit D.P. Hobbs Ltd., 11 King St., Luton. Telephone 20907.  
Closed all day Wednesday.

## PORTABLE MAST GOVERNMENT SURPLUS 32ft. Heavy Duty Aluminium

Comprising:—

Eight — 4ft. x 2in. Interlocking Tubular Sections.

Eight — Galvanised Ropes.

Four — 27in. Steel Guy Securing Stakes.

Base Plate and Various Accessories.

All packed in strong marine ply in carrying storage container.

£46 including carriage and VAT.

'GRANVILLE MILL'  
Vulcan Street,  
Oldham OL1 4EU.

Telephone No. 061 652 1418 & 061 633 0170.

## JOHNS RADIO

Whitehall Works, 84 Whitehall Road East, Birkenshaw, Bradford, BD11 2ER  
Tel. No. 0274-684007 — Demonstration by Appointment

### LARGE PURCHASE OF RACAL EQPT. COMMUNICATIONS RECEIVERS.

500kc/s — 30mc/s in 30 bands 1MHz wide RA 17L — £175. RA 117E — £225, a few sets available as new at £75 extra. RA217 + Speaker Amplifier (RA317) — £380. All receivers are air tested and calibrated in our workshop, supplied with full manual, dust cover, in fair used condition. New black metal louvred cases for above sets £25 each. **SIDEBAND CONVERTORS RA63** — £50. **RA98A** — SSB-USB new and boxed — £75. **RA98D** — £75. **RA218** — SSB-USB & fine tune for RA117 — £50. **TRANSMITTER DRIVE UNIT MA79** 1.5mc/s — 30mc/s SSB-USB-DSB-FSK-CW — £150. **AERIAL TUNING UNIT & protection unit MA197B** — £25 to £50. **DECADE FREQUENCY GENERATORS MA350B** (solid state synthesiser for MA79 or RA117 — RA217 — RA1217 — £150 to £200. **MA250** — 1.6mc/s to 31.6mc/s — £150. (New) **MA259G** precision frequency standard — 5mc/s 1mc/s 100khz — £100 to £250. **RA70 & PV78** frequency shift converter — £50. **DIVERSITY UNIT MA168** new & boxed contains product detector for SSB & BFO — £25. **L.F. CONVERTOR RA137** — £50 to £75. Most above supplied with full manuals. **RACAL SPARES** new & boxed — RA17L Chassis — £20. I.F. Strip — £15. Calibrator — £8. **OSCILLOSCOPES COSSOR CDU150** — 35mc/s — Twin Beam — Solid State — £175 with manual. **EXTEL TRANSTEL MATRIX PRINTERS** 5 level baudot code, accepts speeds up to 300 bauds, supplied set to 50 & 75 bauds switched, tested with manual — £165. Latest Government release — **MARCONI SIG GEN TF95A2** — AM & FM 1.5mc/s — 220mc/s covered in 5 bands — crystal check facilities, supplied in A1 condition, tested, circuit and instructions — £100. **TEKTRONIX OSCILLOSCOPE 647 & 647A** Solid State 50mc/s and 100mc/s bandwidth — £250 and £350, tested circuit and instructions.

## RADIO AMATEUR PREFIX-COUNTRY-ZONE LIST

published by GEOFF WATTS  
Editor of "DX News-Sheet" since 1962

The List you have always needed, the list that gives you everything, and all on one line! For each country:—

- |                                      |                      |
|--------------------------------------|----------------------|
| a. its DXCC "status"                 | e. the continent     |
| b. the normal prefix                 | f. the "CQ" Zone No. |
| c. the special prefixes              | g. the ITU Zone No.  |
| d. the ITU callsign block allocation |                      |

Full information on Antarctic stations, USSR Klub-stations, obsolete prefixes used during the past 10 years, and much more.

The List can be kept always up-to-date because ample space has been provided for adding every new prefix, each new ITU allocation, etc.

Everything arranged alphabetically and numerically in order of prefix. Ideal for Contest operators and SWL's.

Tell your Club-members about it. Order an extra copy for that overseas friend. 15 pages. Price 60p (UK), overseas (air mail) \$2.00 or 5 IRCs

**GEOFF WATTS**

62 BELMORE ROAD, NORWICH NR7 0PU, ENGLAND

## SAMSON ETM-3C C-MOS KEYS

1µA battery drain — Why switch off?

● Self-completing dots/dashes/spaces ● Can be used either as normal electronic keyer or as an ambig mode squeeze keyer ● 8-50 wpm ● Constant 3:1 dash-dot ratio ● 6 C-MOS ICs and 4 transistors ● Plug-in PCB ● Long battery life — typically 1µA drain when idling — Built-in battery holder for 4 x 1.5v. batteries (but will work over 3-10 v. range) ● PCB has both a reed relay (250 v., 0.5 amp., 25 v. max.) and a switching transistor (300 v., 30 mA., max.) — either keying method can be used ● Has the well-known fully-adjustable Samson precision twin keying lever assembly ● Operate/Tune button ● Sidetone oscillator ● Grey case 4" x 2" x 6". ETM-3C, £66.86.  
**ETM-4C MEMORY KEYS:** Has ETM-3C features plus 4 memories of 22 characters each (or two of 44). Erase/Rewrite memories as needed — Send CQ's etc. by pressing button. £124.95.

**BUILT FOR DEPENDABLE MARINE AND COMMERCIAL SERVICE**  
**JUNKER PRECISION HAND KEY:** A superbly engineered straight key used for many years by professionals afloat and ashore. With this key you can't help but send good morse. Free-standing — no screwing down. Front and back contacts — fully adjustable gaps/tension. Keyclick filter. Hinged grey cover. £39.87.

**BAUER KEYING PADDLE:** Single-paddle unit on 1½" x 2" base for home-built EI-bugs. Adjustable gaps/tensions. £13.85.

All prices post paid UK and include 15% VAT. Please send stamp with enquiries.

SPACEMARK LTD.

Thornfield House, Delamer Road, Altrincham, Cheshire. (Tel: 061-928 8458)

## EASIBINDERS

To hold together 12 copies of "Short Wave Magazine".

Strongly made with stiff covers, and bound in red Wintrel Achina, these handsome binders have the title and date frame blocked in gold on the spine. Price £4.65 including post/packing.

Publications Dept.

**Short Wave Magazine Ltd.,**

34 High Street, Welwyn, Herts. AL6 9EQ.

## "S.W.M." DX ZONE MAP

9th Edition!

Great Circle Projection on durable, quality, paper for wall mounting, 33¼ in. wide by 24½ in. deep. Giving essential DX information — bearing and distance of all parts of the world relative to the U.K., the Zone areas into which the world is divided for Amateur Radio purposes, with major prefixes listed separately. Distance scale in miles and kilometres. Time scale in GMT. Marking of Lat./Long. close enough for accurate plotting. Hundreds of place names, mainly the unusual ones, and most of the rare islands.

Price £3.50 inc. p/p

Publications Dept.

**Short Wave Magazine Ltd.,**

34 High Street, Welwyn, Herts. AL6 9EQ.

Tel: Welwyn (043871) 5206/7

## THE RADIO AMATEUR'S HANDBOOK, 1982

(ARRL)

59th Edition

Considerable added material to the 1982 edition includes more emphasis on digital communication techniques, and tables and charts for the new WARC amateur radio bands; plus several new construction projects. This superb book continues to be the radio amateur's indispensable 'A to Z' reference title.

640 pages

hard cover, £11.50 inc. p/p  
soft cover, £9.25 inc. p/p

Publications Dept.  
SHORT WAVE MAGAZINE LTD  
34 HIGH STREET, WELWYN,  
HERTS. AL6 9EQ

## 1982 AMATEUR RADIO "CALLBOOKS"

Foreign ("DX") Listings £11.80

U.S. Listings £12.40



*The above prices include postage and packing*

Publications Dept.,

### Short Wave Magazine

34 High Street, Welwyn Herts. AL6 9EQ

Tel: Welwyn (043871) 5206/7

## WORLD RADIO/TV HANDBOOK 1982

The World's only complete reference guide to International Radio & Television Broadcasting Stations. It includes: Frequencies, time schedules, announcements, personnel, slogans, interval signals and much more besides of value to the listener.

Lists all International short-wave stations, including frequencies, for each country; foreign broadcasts, long and medium wave stations (AM broadcast Band), TV stations and domestic programmes. Long recognised as the established authority by broadcasters and listeners. It is the only publication that enables you to identify BC stations quickly and easily. Enables you to fill more pages in your log book on the SW BC bands and helps you add more BC-station QSL cards to your collection.

**£ 11.35**

(The above price includes postage  
and packing).

from

**SHORT WAVE MAGAZINE**  
34 High Street, Welwyn, Herts. AL6 9EQ

## CALL BOOKS

INTERNATIONAL:

RADIO AMATEUR CALL BOOKS (1982)

Foreign ("DX") Listings . . . . .	£11.80
U.S. Listings . . . . .	£12.40
U.K. Callbook, 1982 Edn. (RSGB) . . . . .	£4.60

## MAPS

"SHORT WAVE MAGAZINE" DX ZONE MAP

(GREAT CIRCLE) in colour. *Latest 9th edition* . . . . . £3.50

AMATEUR RADIO MAP OF WORLD Mercator Projection —  
Much DX Information — in colour. *Latest 14th edition* . . £1.10

RADIO AMATEUR MAP OF THE U.S.A. AND NORTH  
AMERICA State Boundaries and Prefixes, size 24" x 30",  
paper. *Latest 7th edition* . . . . . 95p

RADIO AMATEUR'S WORLD ATLAS In booklet form,  
Mercator projection, for desk use. Gives Zones and  
Prefixes. *Latest 11th edition* . . . . . £1.65

## LOG BOOKS

Amateur Radio Logbook . . . . .	£2.80
Receiving Station Log . . . . .	£2.60
Mobile Logbook . . . . .	£1.10

*(The above prices include postage and packing)*

Available from:

Publications Dept.

### Short Wave Magazine

34 High Street, Welwyn, Herts. AL6 9EQ

Tel: Welwyn (043871) 5206/7

(Counter Service, 9.30-5.00 Mon. to Fri.)

(Giro A/c No. 547 6151)

# Technical Books and Manuals

(ENGLISH AND AMERICAN)

## AERIAL INFORMATION

Antenna Handbook (Orr and Cowan).....	£4.45
Practical Aerial Handbook, 2nd Edition (King)....	£7.95
Beam Antenna Handbook.....	£3.95
Cubical Quad Antennae, 2nd Edition.....	£3.15
Simple Low Cost Wire Antennas, by Orr.....	£4.45
73 Vertical Beam and Triangle Antennas (E. M. Noll).....	O/S
73 Dipole and Long-Wire Antennas (E. M. Noll)....	£4.35
Antenna Book (ARRL) 13th Edition.....	£4.15
The (ARRL) Antenna Anthology.....	£3.15
Two-metre Antenna Handbook, F. C. Judd G2BCX.....	£4.85

## BOOKS FOR THE BEGINNER

Amateur Radio ( <i>Lutterworth Press</i> ).....	£9.60
Questions and Answers on Amateur Radio, by F. C. Judd G2BCX.....	£2.25
Transistors Q & A, (Newnes), <i>new edition</i> .....	£2.05
Electronics Q & A (Newnes), <i>2nd Ed.</i> .....	£2.35
Elements of Electronics, <i>Book 1</i> .....	£2.50
Elements of Electronics, <i>Book 2</i> .....	£2.50
Elements of Electronics, <i>Book 3</i> .....	£2.50
Elements of Electronics, <i>Book 4</i> .....	£3.35
Elements of Electronics, <i>Book 5</i> .....	£3.35
Solid State Short Wave Receivers for Beginners (R. A. Penfold).....	£1.50
Beginners Guide to Radio (8th Edition).....	£4.35
Beginners Guide to Electronics, 3rd Edition.....	£4.35
Beginners Guide to Microprocessors and Computing.....	£2.05
Course in Radio Fundamentals, (ARRL).....	£3.10
Guide to Amateur Radio, 18th Edition (RSGB)....	£2.95
Ham Radio (A Beginners Guide) by R. H. Warring...	£4.10
Morse Code for the Radio Amateur (RSGB).....	£1.20
Understanding Amateur Radio (ARRL).....	£4.05
Radio Amateur's Examination Manual, <i>Latest 9th edition</i> (RSGB).....	£3.00

## GENERAL

Projects in Amateur Radio and Short Wave Listening ( <i>Newnes</i> ).....	£3.30
How to Build your own Solid State Oscilloscope (Rayer).....	£1.75
How to Make Walkie Talkies (Rayer).....	£1.75
How to Build Advanced Short Wave Receivers (Penfold).....	£1.40
Better Short Wave Reception, <i>1981 (5th Ed.)</i> ....	£3.80
FM & Repeaters for the Radio Amateur (ARRL)...	£3.70
Easibinder (to hold 12 copies of "Short Wave Magazine" together) <i>new A4 size</i> .....	£4.65
Oscar — Amateur Radio Satellites.....	£4.30
World Radio & TV Handbook 1982 Edition.....	£11.35
The World's Radio Broadcasting Stations and European FM/TV (Newnes) <i>new title</i> .....	£6.10
World DX Guide.....	£5.40
Guide to Broadcasting Stations (new 18th Edition)	£3.40

Radio Stations Guide.....	£2.05
Long Distance Television Reception (TV-DX) for the Enthusiast ( <i>revised edition</i> ).....	£2.25
Solid State Basics for the Radio Amateur (ARRL).	£3.70
An Introduction to Radio DXing.....	£2.30
Radio Amateurs DX Guide (14th Edition).....	£2.05
Electronic Test Equipment Construction (Rayer)...	£2.05
Power Supply Projects (Penfold).....	£2.05

## HANDBOOKS AND MANUALS

Radio Communication Handbook, Vols. 1 and 2 combined (paperback), RSGB.....	£11.05
TVI Manual ( <i>2nd Edn.</i> ) (RSGB).....	£1.85
Radio and Electronic Laboratory Handbook by Scroggie-Johnstone, latest 9th Edn.....	£21.25
RTTY Handbook ( <i>73 Magazine</i> ).....	O/S
Slow Scan Television Handbook ( <i>73 Magazine</i> )..	O/S
Working with the Oscilloscope.....	£4.05
The Radio Amateur's Handbook 1982 (ARRL) soft cover.....	£9.25
The Radio Amateur's Handbook 1982 (ARRL) hard cover.....	£11.50
Shortwave Listener's Handbook.....	O/S
Learning to Work with Integrated Circuits (ARRL).	£1.70
Weather Satellite Handbook.....	£5.40
Single Sideband for the Radio Amateur (ARRL)...	£2.95
Test Equipment for the Radio Amateur (RSGB)...	£5.75
Amateur Radio Operating Manual (RSGB) <i>2nd Ed.</i> ...	£4.95
Practical Electronics Handbook (Newnes).....	£4.40
Oscilloscopes — How to Use Them, How They Work (Newnes).....	£3.85

## USEFUL REFERENCE BOOKS

Solid State Design for the Radio Amateur (ARRL).	£5.20
Foundations of Wireless and Electronics, 9th Edition (Scroggie).....	£6.35
Amateur Radio Techniques, 7th Edn. (RSGB)....	£6.00
U. K. Call Book 1982 (RSGB).....	£4.60
Hints and Kinks (ARRL).....	£3.10
Radio Data Reference Book (RSGB).....	£4.80
Electronics Data Book (ARRL).....	£3.15
Radio Frequency Interference (ARRL).....	£2.40
Amateur Radio Awards, (RSGB).....	£3.40
Electronics Pocket Book, <i>new 4th Edition</i> (Newnes).....	£6.20

## VALVE AND TRANSISTOR MANUALS

Towers' International Transistor Selector, latest Edition (Up-Date No. 2).....	£10.60
Radio Valve and Semiconductor Data (10th Edition).....	£4.35
International Transistor Equivalents Guide.....	£3.35

## VHF PUBLICATIONS

VHF Handbook, Wm. I. Orr.....	£3.85
VHF Manual (ARRL).....	O/P
VHF/UHF Manual (RSGB) 3rd Edition.....	£8.60

O/P (Out of print)

THE ABOVE PRICES INCLUDE POSTAGE AND PACKING

O/S (Out of stock)

Many of these titles are American in origin

(Terms C.W.O)

Prices are subject to alteration without notice.

Available from **SHORT WAVE MAGAZINE**  
Publications Dept.

34 High Street, Welwyn, Herts. AL6 9EQ — Welwyn (043871) 5206/7

(Counter Service: 9.30-5.00 Mon. to Fri.)

(GIRO A/C No. 5476151)