

# The SHORT WAVE Magazine

VOL. XXXVI

APRIL 1978

NUMBER 2



## SRX-30

For the advanced, keen short wave listener, the choice of receiver has usually been between cheap and nasty or very good but very expensive equipment. We think that the SRX-30 will provide that listener with excellent performance at a reasonable cost and is the answer to this eternal problem.

The SRX-30 provides AM, CW, USB and LSB reception on all frequencies from 500 kHz to 30 MHz. All right, so does your Sooper Blooper Mk. 3 but you can't set the Sooper Blooper dial to the frequency you want and be sure that it's correct!

The SRX-30 tuning system is so simple to operate. You have a dial reading in MHz from 0-29 and a main tuning dial reading 0-1000 kHz. So—if you know that Radio Slobovia is broadcasting on 10.295 MHz, you set the MHz dial to 10, the kHz dial to 295 and there you are. The MHz dial setting is not critical, as stability is guaranteed by a triple mixing drift cancelling system, thereby overcoming another problem in your Sooper Blooper Mk. 3; drift.

A further drawback to cheap receivers is massive image interference on the higher frequencies due to the use of a low IF, typically 455 kHz. The cure for this problem is the use of a high IF and the SRX-30 employs a first IF of around 40 MHz—so goodbye to first IF images. You could of course find the same system as this in the Racal RA17

series receivers: after all, the SRX-30 has copied the basic idea from this very receiver. The big drawback to the RA17 (apart from the price !!) is that unless you have the muscles of a prize fighter, lifting the RA17 may send you for a holiday at Hernia Bay (staying at the Truss House?).

To summarise, the SRX-30 covers 500 kHz to 30 MHz with excellent dial readout and reset accuracy; it has all mode (AM, CW, SSB) reception and is equally at home in broadcast or amateur bands; it has all the facilities of a top class communications receiver, RF gain, fine tuning, selectable sidebands, built in loudspeaker, operation from ac mains or 12v. Dc, rugged construction and super styling and all at an attractive price—£146.25 inc. VAT.

See it soon at your nearest stockist, you will be agreeably impressed.

SRX-30—£146.25 inc. VAT.

Carriage £3

**LOWE ELECTRONICS**  
Cavendish Road,  
Matlock,  
Derbyshire

# TS520S

## Setting new standards in 6 band transceivers



### TS520S

The TS520 from Trio was, as we expected, an outstanding success and many thousands are now in use around the world. Following the Trio practice of listening to suggestions and comments from users of the equipment, the TS520 was updated and appears as the TS520S. All accessories such as the TV502, VFO520 and SP520 are fully compatible with both models so there is no obsolescence. Major new features in the TS520S are:

Full band coverage from 160-10 metres with WWV at 15 MHz and a most important uncommitted band which will be used following any expansion or modification of amateur HF bands at WARC in 1979. This provision is typical of Trio advanced planning. Now that LORAN has finally gone from 160 metres, a whole new area of operation has opened up for the amateur and the TS520S gives you top performance for top band.

New speech processor using the latest audio compression techniques to give you extra signal punch when in the pile up but without introducing any clipping or distortion. The compressor can be put into use instantly by front panel switching.

Advanced noise blanker is built into the TS520S for virtual elimination of impulse interference such as ignition noise. The TS520S also incorporates the 3SK35 dual gate MOSFET in the RF amplifier for outstanding cross modulation and spurious response characteristics. The 3SK35 has a low noise figure (3.5 dB typ) and high gain (18dB typ) which contributes to the excellent receiver performance—less than 0.2µV required for 10dB S/N ratio on all bands. When the signal levels are exceptionally high, a 20dB attenuator can be inserted at the touch of a push button.

Razor sharp selectivity resulting from the use of an 8 pole HF crystal filter with 2.4 kHz bandwidth and better than 2:1 shape factor. Skirt selectivity and ultimate stop band rejection are outstanding. Dual gate MOSFET devices in all receiver IF stages give first class AGC characteristics with no overloading or popping on speech peaks. The AGC has switchable time constant and can also be turned off for the keen CW operator.

A matching 8 pole 500 Hz CW filter is available and can fitted by the set owner in a few minutes. This filter gives the CW operator really excellent selectivity with stop band rejection of a very high order.

Multi function metering of signal strength, ALC level, PA input current, RF output and HT voltage to the PA not only keeps the operator informed about the performance of the rig, but also allows instant calculation of power input. A built in low noise cooling fan keeps cabinet temperatures very low, even over extended operating periods. Break in CW with keyed sidetone and an advanced VOX system give easy control at all times.

Tuning up the TS520S is simple and fuss free due to the provision of a low power tune up facility. No need to worry about the crackling noises which are often apparent in transmitters using line output tubes; rugged 6146B tetrodes in the 520S give high power output with very low intermod products—in fact, the Trio TS520 series transceivers have always sounded outstandingly good on the air due to this fact.

The TS520S has all the features desirable in a high quality transceiver—RIT control, 25 kHz calibrator; separate mic gain and carrier level controls; built in speaker; power saving heater switch; provision for up to 4 fixed channels; all connector provision for linear and transverter control and many, many more.

Ask anyone about the TS520S, all reports are the same—it's the best around.



### DG-5

The luxury of digital readout is available on your TS520S by connecting the new DG-5 readout unit. More than just the average readout system, the DG-5 mixes the carrier, VFO and heterodyne oscillator outputs to show your exact frequency at all times in all modes. This handsome accessory can sit on the TS520S for in-shack use . . . or on the dashboard during mobile operation for safety and convenience. Six bold digits display your operating frequency, and the digital hold switch serves as a memory.

Unique feature—the DG-5 can be used as a general purpose counter reading signals from 100 Hz to over 50 MHz so it's more than just a readout system.

N.B.—The DG-5 can be fitted to earlier TS520 models by using the adaptor kit DK-520.

TS520S £489 inc. VAT

DG-5 £132 inc. VAT

**LOWE ELECTRONICS**  
110 Cavendish Road,  
Matlock,  
Derbyshire DE4 3HE  
0629-2430 or 2817

FOR FULL CATALOGUE SIMPLY SEND 45p in stamps to Matlock.

## THE 'DIREX'

### AN AMATEUR BANDS DIRECT CONVERSION RECEIVER

G. C. DOBBS, G3RJV

**I**n the April 1977 issue of *Short Wave Magazine*, the author described a "Simple Receive Adaptor" which used the principle of direct conversion to produce receive facilities from an existing VFO. The circuit was the basis for any direct conversion receiver, with the addition of a variable frequency oscillator and audio stages. This article takes the 'bones' provided by that circuit and adds a little 'flesh' to give a complete receiver.

A direct conversion receiver mixes the incoming signal with a local oscillator in a similar manner to the superhet. However in this type of receiver, the difference between the two signals is the required audio frequency, so direct conversion from RF signal to audio signal occurs. The action is like that of a product detector in a single sideband receiver. The resulting beat note between the two signals makes the system only really suitable for CW or SSB signals, but these are the two most common amateur band modes.

In a direct conversion receiver there are very few tuned circuits, which makes the technique very suitable for amateur home construction; most of the gain and selectivity has to take place at the audio frequencies. It is usual to provide audio filtering for selectivity and high audio gain for sensitivity. The stability of the

receiver depends upon the local oscillator, so a carefully constructed reliable VFO is required.

The circuit for the complete "Direx" receiver is shown in Fig. 1—the circuitry around TR1 and TR2 is that of the article mentioned above; TR3 is a simple, but surprisingly stable VFO. A single stage of audio filtering is provided by the operational amplifier IC1, and another op. amp. IC2 is used as a high gain headphone amplifier.

The prototype "Direx" was built to operate on the 7 MHz and 14 MHz amateur bands, though it is quite simple to use the circuit for any or all of the HF bands; L1 and L2 are identical coils and a pair of suitable coils would put the receiver on any required band. The circuitry from TR1 to IC2 could form the basis of a receiver with oscillator input taken to TR1 from a transmitter VFO—a very adaptable circuit.

TR1 is a dual-gate Mosfet mixer, and though Type 40673 is given in the table of values, the inexpensive substitute type sold by *J. Birkett* of Lincoln works well in the circuit; L1 and VC1 provide the front-end tuning for both bands. The 100pF value is enough to enable 7 and 14 MHz to be peaked for incoming signals, and this is coupled *via* C1 into one of the gates of the dual-gate Mosfet.

The oscillator is a simple single-stage Colpitts circuit: this was found to be sufficiently stable for two-band use (it would be possible for the constructor to use his own favourite HF oscillator circuit). L2 and VC2 allow a fair degree of bandspread tuning for both bands by the switching-in of two trimmers CT1 and CT2; with S3 open the 14 MHz band is tuned and with S3 closed the 7 MHz band may be tuned. The oscillator output is

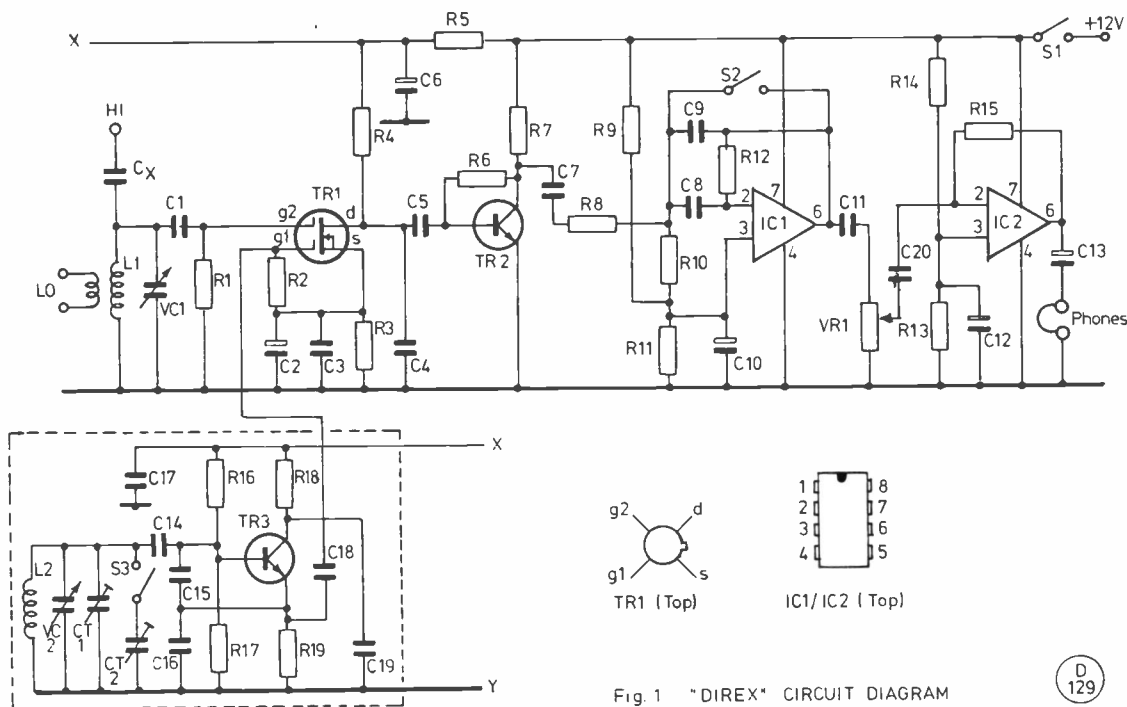


Fig. 1 "DIREX" CIRCUIT DIAGRAM

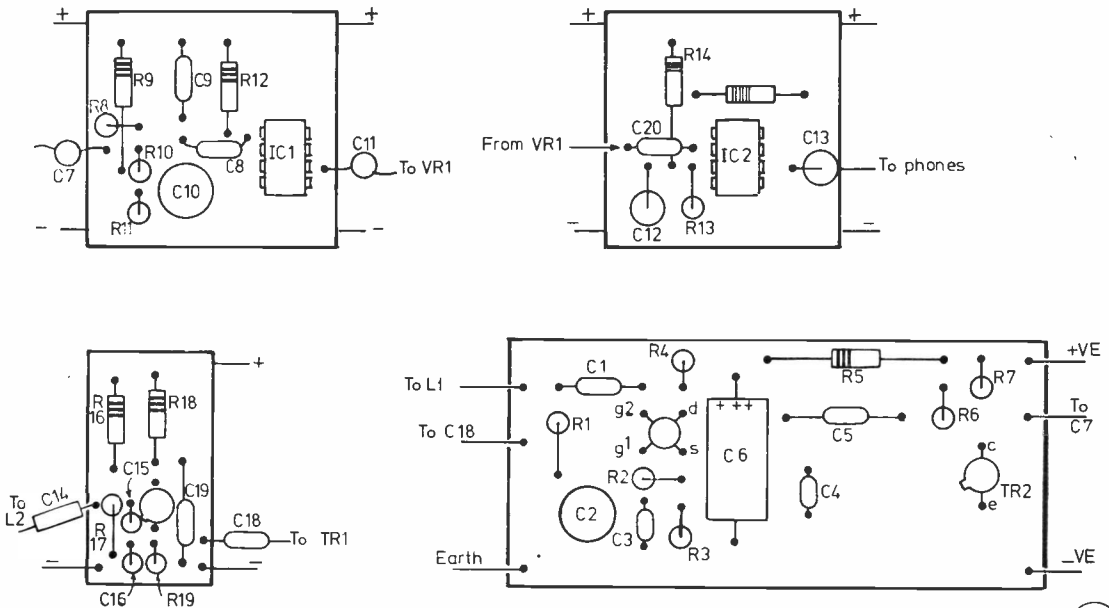


Fig. 2 BOARD LAYOUTS

D 130

taken from the emitter of TR3, via C18, to the other gate of TR1.

L1 and L2 are identically wound coils of 11 turns of 26 s.w.g. enamelled wire on a 1/4 in. (7mm.) 'Alladin' former; L1 has an additional winding to provide a suitable input for a low impedance aerial, marked LO on the circuit. A high impedance aerial, for example an

unmatched length of wire, can be coupled directly to the top of L1 via C<sub>x</sub>; C<sub>x</sub> is an aerial coupling capacitor of sufficient value for RF transfer without undue damping of the tuned circuit. A value of some 100-200 pF will serve the purpose, or a trimmer with a maximum value of 250pF could be used. 7 MHz will be tuned with VC1 vanes almost closed and 14 MHz will be tuned with the vanes almost open.

Arranging for TR3 to tune the two bands is a question of adjusting the trimmers and the dust core of L2; this can be done with a GDO with the components in circuit. However, an easier method is to get TR3 to oscillate and find the output on an existing receiver. The simplest procedure is to get VC2 to tune the whole 14 MHz band with CT1 by adjusting the trimmer CT1 and the dust core—attempt to obtain this with CT1 unscrewed no more than about a third of its travel. If CT1 is unscrewed too far on the 14 MHz band, CT2 will not reach the 7 MHz band; when the 14 MHz band has been found, switch in CT2 and adjust only CT2 to the 7 MHz band. If CT2 will not enable the VFO to reach the low end of the 7 MHz, additional capacitance can be added in parallel.

The output from the mixer, TR1, is RF decoupled by C4 and the audio is coupled via C5 into a single stage audio preamplifier TR2. This stage provides audio amplification to drive the audio filter. It would be possible to simplify the receiver by omitting this stage, but since most of the receiver gain is achieved at audio, it is advisable to retain TR2.

A simple single stage audio filter is provided by IC1; this is based upon the popular MFJ circuit. It provides a bandwidth of some 110 Hz with a centre frequency of about 800 Hz, and gives most of the receiver selectivity. The resistor network R9 and R11 enables a single rail power supply to be used with the op. amp;

Table of Values—Fig. 1

R1 = 47K	C15 = 470 pF poly.
R2 = 33K	C16 = 250 pF poly
R3 = 1K	C17 = 0.001 μF
R4 = 4.7K	C18 = 1,000 pF
R5 = 220 ohms	C19 = 0.01 μF
R6 = 1.2M	C20 = 0.1 μF
R7 = 4.7K	VR1 = 10K Log. Pot.
R8 = 33K	VC1 = 100 pF variable
R9 = 27K	VC2 = 10 pF variable
R10 = 24K	CT1 = 3-30 Beehive
R11 = 27K	Trimmer
R12 = 1.8M	CT2 = as CT1
R13 = 5.6K	TR1 = 40673 (see text)
R14 = 5.6K	TR2 = BC109
R15 = 1M	TR3 = BC109
R16 = 10K	IC1 = 741
R17 = 10K	IC2 = 741
R18 = 470 ohms	PH = 2,000 ohms
R19 = 470 ohms	Impedance
C1 = 100 pF	Headphones
C2 = 25 μF Elec.	S1, S2
C3 = 0.02 μF	and S3 = single-pole, single-
C4 = 0.01 μF	throw Slide
C5 = 0.22 μF	Switch
C6 = 100 μF Elec.	L1 = 11 turns 26 s.w.g.
C7 = 0.22 μF	enamelled wire
C8 = 0.001 μF, 2%	on 1/4 in. (7mm.)
C9 = 0.001 μF, 2%	'Alladin' former
C10 = 10 μF Elec.	with dust core;
C11 = 0.01 μF	3-turn link
C12 = 25 μF Elec.	winding over the
C13 = 50 μF Elec.	main winding.
C14 = 100 pF	L2 = as L1

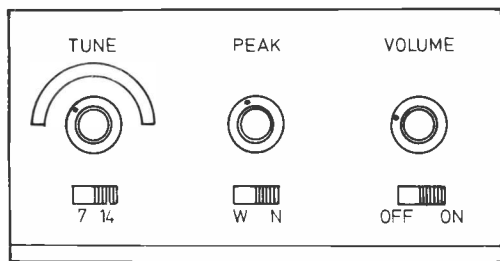


Fig. 3 "DIREX" FRONT PANEL

D  
131

C8 and C9 should be close tolerance components. S2 shorts out this filter, and provides a wide/narrow bandwidth facility. C11 couples the audio signal to VR1, a simple audio volume control.

The final audio gain is provided by another 741 op. amp. The feedback loop is controlled by R15 giving a high gain, but retaining stability; R14 and R13 allow for a single rail power supply for this amplifier. The output is coupled via C13 into a pair of high impedance headphones (this IC provides adequate headphone output).

The receiver was built in an aluminium box 5in. x 2½in. x 3½in., with the VFO built in a screened portion of it; the usual RF oscillator constructional practices should be followed. All the wiring should be direct and solid, and L1 mounted not too close to the side of the case to allow access to the dust core for tuning up.

The front panel layout (Fig. 3) allows a reasonable amount of space for construction. The VFO has a simple epicyclic 8 : 1 slow motion drive which is mounted onto the front of the box, and a pointer made from a length of stout copper wire is soldered to the reduced drive flange; this shows the frequency on a simple paper scale pasted on the front panel.

The circuits are built on *Veroboard* of the plain variety, without the copper strips; the interconnections are made beneath the board using the spare lead lengths of the components. There are four boards: VFO, Mixer/Preamp, Filter and Audio stages—the layout of components on these boards is shown in Fig. 2.

The VFO board is placed inside the screened compartment and the Mixer/Preamp board is mounted in the centre of the box, close to the VCI control. The Filter and Audio boards are placed behind the VR1 control; these two are mounted in a vertical position to allow adequate spacing. The boards may be attached to the box by using *Blutack* 'putty' which is ideal for holding small circuit boards in place.

This receiver could be built by a beginner without too much difficulty, and could also provide a portable or stand-by receiver for the more experienced amateur. It may also be seen as the basis for further experimentation, with its inherent lack of tuned circuit problems.

*Always mention "Short Wave Magazine" when writing to Advertisers — it helps you, helps them and helps us.*

## ANTENNAS—THE WEAK LINK PART II: WAVE ANGLE, DIRECTIVITY AND GAIN

A. P. ASHTON, G3XAP

IT is convenient to discuss antenna properties under the three loose headings of angle of radiation, directivity and gain; it should be realised, however, that these three factors are related to one another and a change in one property will almost certainly affect one or both of the other properties. An understanding of the way in which these properties can be achieved or removed will enable an antenna system to be designed for a particular purpose; it should also be recognised at the design stage that an antenna will not give of its best in a role for which it was not intended.

### Wave Angle

When talking of 'wave angle' (or angle of radiation), we mean the angle between the ground and the radiated wave from the antenna, see Fig. 1a. However, a lobe of radiation is not sharp like the beam of a car's headlights and the angle usually referred to is the angle at which the field strength is a maximum—Fig. 1 will help to clarify this point. An antenna may have more than one lobe and we may, therefore, have an antenna which radiates well at various angles, see Fig. 1b.

As stated in *Part I*, the lower the angle of radiation, the further the distance travelled by a sky wave before returning to Earth. So, when designing an antenna system we must decide whether we are interested in DX working—in which case we will need low wave angles—or local working in which case a high angle is normally required. In practice most antennas built with low angle radiation in mind will also radiate appreciable amounts of energy at high angles—especially at frequencies below 14 MHz where antennas will need to be mounted very high in order to completely suppress these higher angles. Generally speaking the actual wave angles achieved will be somewhat higher than the theoretical figures quoted in the handbooks, because these figures have usually been arrived at by assuming that the antenna is mounted over perfectly conducting ground: unfortunately ground tends more towards perfect insulation than perfect conduction. However, the theories applied to attaining low angles still hold good—it's just that bit more difficult to attain them.

The angle of radiation for DX working can be too low (this will be explained later) but it is beyond the resources and ambition of most of us to get down to angles of this order.

### Radiation Patterns

Before discussing directivity, let us see what is meant by the 'radiation pattern' of an antenna.

When we talk of *wave angle* we are interested in the angle between the lobes of radiation and the Earth's surface (the diagrams illustrating this are known as Vertical Plane Radiation Patterns). Now consider the pattern in a different plane—looking down directly onto the antenna with the Earth beneath it: the pattern in this case is known as the Directive Pattern, or more correctly the Horizontal Plane Radiation Pattern. In this plane we must state the wave angle for which the pattern is

D 149

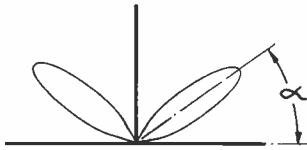


Fig. 1a

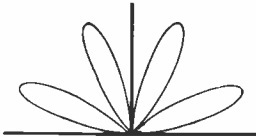


Fig. 1b

Fig. 1. Vertical-plane Radiation Patterns : (a) Single lobe, angle  $a$  = angle of radiation ; (b) Antenna with two lobes of radiation.

drawn—with the vertical pattern we assume that the major radiation lobe is parallel to the paper on which the pattern is drawn.

Fig. 2a shows the directive pattern for a half-wave horizontal antenna at a height of one half-wavelength, whilst Fig. 2b shows the pattern for a 3-element Yagi antenna at the same height.

**Directivity**

Practically all antennas show some directivity, even verticals, although some are obviously more directive than others. For local working directivity is not usually required—a high angle omnidirectional radiation pattern on, say, 3.5 MHz would give good, all-round local coverage. For DX working, however, directivity can be of considerable advantage not only by concentrating the signal into the area into which we want it to go, but also by reducing QRM from unwanted directions whilst receiving.

We have not mentioned “reciprocity” before, so it may be well to discuss it at this point. Simply stated, reciprocity means that the properties displayed by an antenna whilst transmitting will also apply when the same antenna is used for receiving. This, though, will only be apparent from the operating position if the receiver is matched to the antenna system in the same way as the transmitter, *i.e.* the input impedance of the receiver (plus matching unit if any) is the same as the output impedance of the transmitter (plus matching unit).

Many newcomers to radio find it difficult to think of an antenna displaying gain and directivity in the reception mode, but half an hour spent trying to watch a UHF television with a long wire antenna should dispel any doubts on this score! In fact, directivity is possibly even more important for reception than it is for transmission (except that being closely allied to gain it does help to ensure that we do not waste power by radiating it into areas in which we are not interested).

Like wave angle, the actual directivity pattern achieved in practice may differ quite considerably from the theoretical pattern—mainly due to the influence of nearby objects which absorb or reflect power from

the antenna, one of these objects being the feeder! As with wave angle, we must decide from the outset whether or not we need directivity, and if so, whether the direction of the major lobe is to be fixed or if we need a rotatable system.

This is one of the major differences between Amateur and Commercial installations: a commercial station is often interested in transmitting to a specific area or even a specific station, whereas the amateur almost always wishes to direct his signal into *any* area as the need arises. The commercial station is therefore often in a simpler situation as it is usually more easy to devise and install a system for fixed directivity than it is to set up a rotatable array. However, many amateurs do use fixed directive arrays—especially on the lower frequency bands—and this is a possibility that should not be ruled out when planning an antenna system.

**Gain**

‘Gain’ is probably the least well understood of the three properties under consideration and most confusion seems to arise from not fully understanding what is meant by the term itself.

There are two types of ‘gain’ to consider and a failure to recognise the distinction between the two will make it difficult to grasp the overall concept of antenna design. Firstly, there is Free Space Gain: this is the gain displayed by the antenna when compared with another antenna (usually a half-wave dipole) as measured by the reception of a direct wave from it *i.e.* one that has not undergone reflection from the ionised layers), and is usually measured at distances of about 5 to 50 wavelengths from the antenna. Secondly, there is what is usually called the ‘DX gain’, this being the gain displayed by the antenna (again usually compared with a half-wave dipole) when its radiated field strength is measured at a very large distance (*i.e.* after one or more ionospheric reflection).

In general, free space gain figures for HF antennas

D 150

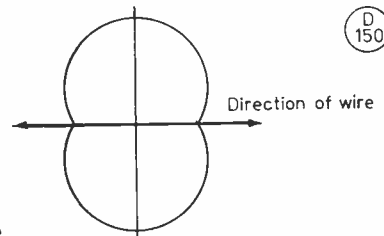


Fig. 2a

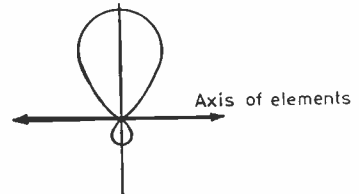


Fig. 2b

Fig. 2. (a) Horizontal-plane radiation pattern for half-wave horizontal antenna mounted one half-wavelength above ground; pattern refers to wave angle of 30°. (b) Horizontal-plane radiation pattern for 3-element Yagi antenna mounted one half-wavelength above ground; pattern refers to a wave angle of 30°.

tend to be grossly over-estimated—especially by manufacturers and retailers! For some reason, however, the same people appear to quote DX gains somewhat lower than the sort of results that one finds in practice.

Although not always true, it is a good general rule that while Free Space Gain is the result of introducing directivity into the radiation pattern (after all, gain results simply from radiating in a favoured direction at the expense of radiation in an unwanted one), DX gain is more the result of a low angle of radiation. This is demonstrated by the fact that a low-angle vertical antenna showing practically no directivity can show a DX gain which will put many directive arrays to shame.

Closely allied to gain is Front-to-Back ratio, this being a comparison of the radiated field strengths in the favoured and the opposite directions. Again, this ratio when measured at long distances may be different to that attained in the 'free space' mode—the difference being due to the fact that the wanted and unwanted lobes from directive arrays do not always have the same angle of radiation.

### Multi-band Systems

In general, multi-band antenna systems are a compromise, and it must be accepted that the wave angle, directivity and gain (if any) will not be the same for all the bands that the antenna covers; this is more noticeable on the lower frequency bands, but even tri-band beams on 14, 21 and 28 MHz may give a better performance on one band than on the others. Generally speaking, the higher the system is mounted above ground, the less this effect will be felt, but on the LF bands the sort of heights required can rarely be achieved. It is one thing to erect a 14 MHz antenna at a height of one wavelength above ground, but on 3.5 MHz this would represent a height of about 275ft.!

Feed impedance will also vary from band to band as a result of the different ground effects which are felt on different frequencies (this will be discussed in a later article). How often one hears on the air comments such as "my antenna is great on 15, but it just doesn't get out on 20 or 10." This sort of remark is almost never heard from the operator with separate antennas for each band, yet the attraction of "all-band" operation from one antenna seems to be very strong indeed.

Although not completely decrying multi-banders, the author does feel that unless space is at a premium, or that the operator does not want an optimum system, then well planned, single band antennas should always be used.

### Local versus DX

It should be apparent from what has been said so far that the properties which we require from our antenna will fall into several categories:—

(1) *High Angle Omnidirectional*. This is for local 'net' working, and in practice the high angle is simple to achieve, but true omnidirectional properties are not quite so simple—especially below the 7 MHz band. As mentioned above, nearby objects distort the radiation pattern, and even simple verticals are rarely equal in all directions; however, these effects are not so apparent at short distances, and verticals are good examples of antennas for this category—especially verticals with inefficient earth systems.

(2) *High Angle Directional*. These antennas are not often required, but may be of value in some Contest working where it may be desired to put a strong signal into a local or semi-local area. This type of antenna would also have a definite advantage in maintaining regular 'skeds' (for example, with a station in Sweden, a fairly high angle of radiation and some directivity towards the North-East would be of great value). A fairly long wire mounted about a quarter-wave from the ground would come into this category, as would a low 2-element beam.

(3) *Low Angle Omnidirectional*. Antennas of this type are often used on the lower frequency bands for DX working and usually take the form of verticals of some type or other; the sheer physical size of rotatable arrays for these frequencies makes them somewhat impracticable, however. Omnidirectional DX antennas do possess one great disadvantage in that when weak signals are being received, Murphy's Law sees to it that an S9 plus signal always comes up from a different direction and blots out the DX!

(4) *Low Angle Directional*. These are common on the HF bands in the form of rotatable arrays, but if used on the lower frequencies they tend to be in a fixed rather than rotatable configuration. An example of an electrically rather than mechanically 'steered' low angle directional system is the practice of "phasing" two vertical antennas, by placing them at predetermined distances apart and feeding them with appropriate lengths of feeder. This excellent method is somewhat neglected by Amateurs and will be discussed at some length in a later article. A type of fixed-direction low-angle radiator for the LF bands is the "G3XAP Directional Antenna", and this has been described elsewhere [1].

In practice since the theoretical radiation patterns are rarely achieved, and since most low angle radiators also radiate at high angles also, an antenna may not fall exclusively into one of the above groups, and one often hears the comment that "the theory is not always right." On the contrary, the theory is invariably correct, and if the antenna does not comply with theory, then the design considerations have not been fully met—blaming theory is the easy way out. Remember that antenna design and angles of radiation etc. are based on the assumption that the antenna will be perfect—*i.e.* it will be located several wavelengths from any other object that might absorb or reflect radiation and it will be erected over perfectly conducting earth. Obviously these two conditions are very rarely achieved in practice, so the antenna never performs quite as well as we would like it to!

Although perfection can never be achieved, this does not mean that a study of theory is a waste of time: what we should realise is that the efficient operation of an antenna is achieved far more rarely than most of us would care to admit, and as a result we must work that much harder in order to achieve success.

### Summary

Be aware of the "Law of Common Sense" and realise that theoretical capabilities of antennas are seldom realised in practice. Do not accept exaggerated claims for any antenna—especially commercial ones. Think carefully before putting up any antenna—is it really

suitable for the job in hand? Finally, accept the fact that there is no wonder 'antenna to end all antennas'—some types are more suited for certain jobs, but they all have their limitations, even the mighty Rhombic.

In *Part III* we'll have a closer look at wave angles

and consider some methods of obtaining that elusive low angle of radiation.

[1] "The G3XAP Directional Antenna for the Lower Frequencies", *Radio Communication*, November 1977.

*to be continued*

## REVERSE REPEATER ON THE TRIO TS-700

C. WEARING, GM8GIQ

**A**FTER some time of faithful service it was decided to try and bring the GM8GIQ TS-700 up to TS-700G standard. One basic difference between the two rigs is that the 700G has reverse repeater facilities.

On examination of the 700 manual it can be seen that if the bandswitch is in the RPT position the Rx frequency is as shown on the dial, but the Tx frequency is dropped by 600 kHz by a contact on the changeover relay grounding a pin on the HET unit board, as shown in Fig. 1.

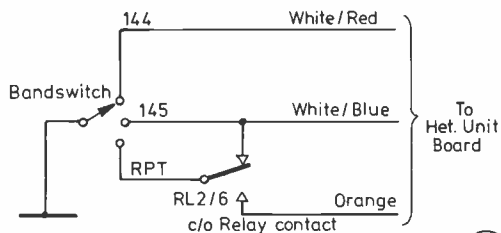


Fig. 1 WIRING COLOUR CODE

D 146

The HET unit board can be found by removing the top cover; it is on the front right of the rig and has the

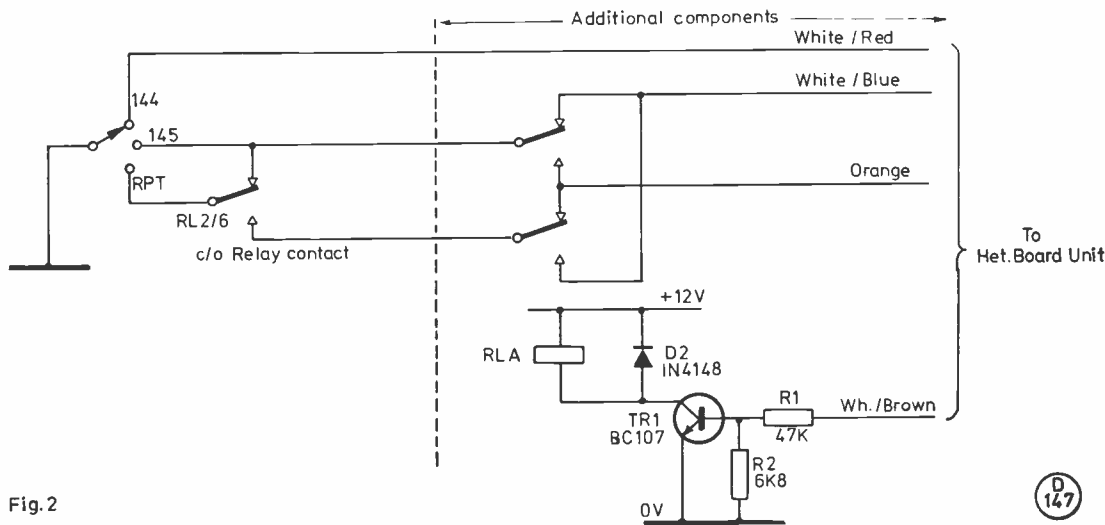


Fig. 2

D 147

For reverse repeater operation this process has to be reversed, and fortunately this is easily done by adding a miniature 2-pole changeover relay. This relay is switched by a transistor which itself is switched by placing the fixed channel switch in position '11.' However, if the fixed channel switch is in this position the VFO is normally switched off; to enable the VFO to operate in this position a diode is wired between the contacts of the fixed channel switch as shown in Fig. 3.

With the circuit wired, as in Fig. 2, and the diode added to the channel switch—if the rig is in RPT mode on switching from VFO to position '11' on the fixed channel switch, the rig receives 600 kHz as indicated, and transmits on the dial frequency, *i.e.* reverse repeater.

holders for the fixed channel xtals. The colour coded wires are easily located as they are wirewrapped to pins.

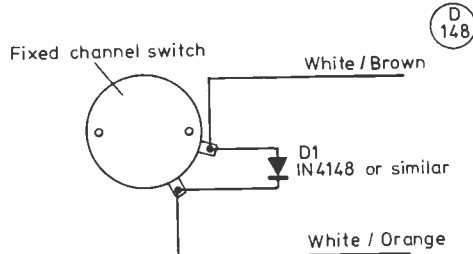


Fig. 3

D 148



# VHF BANDS

NORMAN FITCH, G3FPK

## Oscar 8 is Up!

SUNDAY, March 5 saw the successful launch of *A-O-D* at 1754 GMT. It was ejected into orbit at 1919 GMT, was immediately powered up, becoming *OSCAR 8*. Laurie Hunton, G3ILD (Co. Durham) heard the telemetry beacon on 435-095 MHz at 1919-24 for about half a minute from which the battery voltage was found to be 17.35, the baseplate temperature 8½°C. and the battery temperature just under 13°C.

In spite of AMSAT's repeated requests not to use the satellite for communication, many Italian and German amateurs were bashing away on Mode "J" on the second orbit. The first genuine user day was later fixed as March 19. On 2m. many stations participated in the UK-AMSAT net on 144.280 MHz from 1730 on launch day passing the vital TLM readings on orbits 1-3 to the Surrey Telecommand Station at the University of Surrey in Guildford. Surrey was in contact with AMSAT-USA throughout, passing over the information when 0-8 was out of range of the U.S.A.

As we go to press, it seems that the period is slightly greater than planned, probably about 103:23 minutes, giving an increment of 25.8° but for the latest information, readers should listen to the AMSAT nets on Sundays on 144.280 MHz at 1800 local time in South Wales (GW3NJW), the London net at 1930 (G8CSI) and the Northeast net on Wednesdays at 2100 local (G3ILD). There is a nationwide net on Sunday mornings from 1000 local on 3780 kHz with G3IOR/G3RWL, etc., as well as several international ones on the HF bands.

*Oscar 7* is still suffering from a hot battery so has been switched to Mode "B" until further notice as

was advised in the "Codestore" transmission on March 9. AMSAT-UK is holding its AGM on April 8 at London House, Meckleborough Square, London, W.C.1 at 1400 local *sharp*. (Opposite the RSGB). The AGM will be followed by various discussions, talks on A-0-6, 7 and 8 and Phase 3, possibly with slide shows and/or films. A "QSY" to the "Blue Boar" in Grays Inn Road at 1730 has been suggested by AMSAT Secretary Ron Broadbent, G3AAJ.

## VHFCC Progress

Two readers have been elected to the VHF Century Club this month, both for 2m. operation. No. 293 goes to Ray Elliott, G4ERX, from Hutton, Essex, who was first licensed as G8KKG in July, 1975. Ray's first Tx was a QRP 40 mW AM job feeding a loft dipole, the best DX being 8 miles. The Class "A" licence was obtained in January, 1976 during which year a variety of modified commercial sets were used. Ray's current station has AM, FM, CW, SSB and RTTY capability covering the 4m., 2m., 70 cm. and 23 cm. bands, the "prime mover" being the popular *Yaesu* FT-101E transceiver.

Ken Osborne, G8KSS, from Filton, Bristol wins VHFCC certificate no. 294 for all AM operation using all home built gear. His 10 watts of AM and FM, VFO controlled, brought in 18 countries. Ken's location is 220ft. *a.s.l.* and his present 10-el. *Skybeam* is 33ft. *a.g.l.* G8KSS has since succumbed to SSB and his new *Icom* IC-202 is doing fine.

## VHF Convention

VHF/UHF enthusiasts descended upon The Winning Post Hotel in Whitton on Saturday, Feb. 25, in considerable numbers. As usual, the area where the trade exhibits were was far too small and one had to push and shove to get near many of the stands. Even so, there seemed to be something for everyone, apart from those seeking complete "black boxes." There were 17 trade stands, plus a BARTG exhibit, RSGB Bookstall and a Bring-and-Buy stall.

The three lecture streams took place in the nearby Whitton School, following an opening address by RSGB President, Dr. Dain Evans,

G3RPE. Your scribe attended the "Operational" stream chaired by VHF Manager Ian White, G3SEK. The first lecture given by Chris Bartram, G4DGU, was subtitled, "Meteor Scatter: Reaches the Parts other Modes cannot reach!" The talk was concerned with the basic requirements for embarking on the MS trial covering recommended receiver and transmitter performance, time and frequency measurement accuracy, accessories such as keys and how to arrange schedules. The notes handed out at the lecture included an MS QSO Flow Chart, the reporting system, speed variation circuit for a *Philips* cassette recorder, simple audio keyer and the G4DGU Memory Keyer. Copies of these notes and diagrams can be obtained free of charge by sending a large stamped, addressed envelope to:— Bryn Llewellyn, G4DEZ, at 32 Foxhall Road, Didcot, Oxon. No *s.a.e.*, no data!

The second MS lecture was presented by G3SEK and Clive Penna, G3POI, and was devoted to advanced procedures and included their proposals for a more effective use of the 144-150-144-200 MHz sub-band for SSB schedules. These proposals will be tabled at the Miskolc-Tapolca Conference in Hungary on April 24. Your scribe would guess an attendance of 200-300 at these two talks and it is most gratifying that there are so many VHF-ers interested in MS work.

It was a pleasure to meet many readers, often literally by bumping into them, and to have "eye-ball QSO's" with many others hitherto just voices from loudspeakers. The RSGB's VHF Committee has got the mixture about right and the rather early date did not seem to be criticised. However, in fairness to traders and visitors, some consideration should be given to holding the exhibition part in the main hall of the school in future.

## Beaconry

In the 6m. band a beacon has been established in Jamaica. Its call sign is 6Y5RC in Kingston and its QRG is 50-025 MHz. *E.r.p.* is stated as 40 watts, omni-directional and the keying cycle is 15 sec., F1. Reception reports either to WA1UAT/6Y5 of *via* G3PYB (QTHR). The Lannion beacon

THREE BAND ANNUAL VHF TABLE  
January to December 1978

Station	FOUR METRES		TWO METRES		70 CENTIMETRES		TOTAL Points
	Counties	Countries	Counties	Countries	Counties	Countries	
G2AXI	9	3	35	8	16	4	75
G3FPK	—	—	59	14	—	—	73
G8HHI	—	—	31	9	23	6	69
G4DEZ	—	—	53	14	—	—	67
G4BWG	16	3	31	8	1	3	62
G4ERX	13	1	33	8	4	3	62
G8APZ	—	—	44	10	2	1	57
G3FIJ	10	1	30	5	8	2	56
G8BJC	—	—	45	7	—	—	52
GM4CXP	—	—	36	11	1	1	49
G8LHT	—	—	36	10	—	—	46
G8KSS	—	—	40	6	—	—	46
G8NYS	—	—	39	6	—	—	45
G8ITS	—	—	22	6	10	3	41
G8BKR	—	—	26	7	3	3	39
G8MKW	—	—	34	4	—	—	38
G8LYH	—	—	25	6	—	—	31
GJ8AAZ	—	—	10	4	5	4	23

frequency is now 50-104 MHz but it has been QRT due to aerial damage and PA stage problems. When the E's season starts in earnest, the aerial will be re-pointed across the Atlantic again.

In the 2m. band, The Trondheim beacon LA2VHF (FX42c) is now QRV on A1, and should be useful during periods of auroral propagation. It is on 144-870 MHz.

In the 70 cm. band, a memorial beacon to the late G2UJ has been established at Crowborough, E. Sussex on 432.81 MHz with the call GB3WHA. The Tx is a 10 watts solid state job feeding an 8-over-8 slot beam bearing NNW. Reception reports to G4BOO (QTHR).

#### New World Records

Mention was made in the January feature of the exceptional distances being covered on 2m. by stations in the western hemisphere. The record has now increased to no less than 6341 kms, achieved by LU8DIN and KP4EOR on Feb. 12. On the same day LU3AAJ also worked the KP4 (6156 kms.) and on Feb. 8, YV5ZZ and LU5DJZ made it over a 5486 kms. path. There are reports that KP4EOR has been heard in Uruguay and that KV4AD's signals

have been copied in Argentina. But the most incredible report is that YV5ZZ heard LU3AAT on 432.1 MHz! The foregoing information originated from *Ham Radio Report* and was broadcast over GB2RS.

In the Far East, the same sources report a QSO on Feb. 10 between VK8WJ and JH8TEM at 1105 GMT over a 5055 kms. path. Both the Australian and Japanese stations were using 10/30 watts and "modest" aerials in this 2m. "first."

Afro-European tests have started between several stations in southern Europe and ZE2JV in Rhodesia. On Feb. 25, SV1AB (Athens) positively identified the ZE2JV beacon on 144-118 MHz at 1806 and 1835 GMT. European Band 1 TV has been received in ZE and ZS, and ZE TV has been copied in Greece. Also involved in these TEP tests are Bulgarian amateurs, including LZ1AB, SV1DH, 5B4WR, and 9H1CD and it is only a matter of time before the first two-way, 2m. QSO's take place between southern Europe and southern Africa. (Tnx G3USF for this.)

#### Sporadic E

From one of the recent *DUBUS* nets on 20m., it seems that on Feb. 18

at 1040 GMT, DJ9CZ (DL71a) heard UK51BM in Donetsk, Karl maintaining this to have been *via E's*. On the same day, I0SNY (GD72) heard an LA and a bit of detective work concerning times and frequencies suggests this was LA3WU (CU47d). IW0AKA heard a DK station. There were very large solar flares on Feb. 11 and 13 and the solar flux levels were up to 163 by the 10th according to G3USF.

With the 10m. band open frequently world wide at this early stage of the sunspot cycle, it is obvious that F layer ionization is quite intense at times. Therefore, from now on it would be wise to check the 4m. band for east European broadcast stations and Band 2 for southern European FM stations as a pointer to possible E's propagation on 2m.

Shiela Williams, G8KPL (Cumbria), would like all readers to send any reports of E's last year to her at:— 30 Skelgate, Dalton-in-Furness, Cumbria, LA15 8BD for transmission to a group of Hungarian amateurs who are engaged in an E's scientific study programme. Please list your QTH locator as well as stations heard/worked and their QRA's.

#### Contest News

*Results:* According to GB2RS, the winner of the 144 MHz Fixed Contest last Dec. 4 was the Norfolk VHF Contest Group with the University of Kent ARS in second place. Winner of the Grafton Radio Society's contest last Nov. 20 was Bryn Llewellyn, G4DEZ (Oxon.) with 200 points, the runner up being G3FPK with just 76! In third spot was G3AFT. The Verulam ARC's contest a week later was won by Ian Offer, G4FDX (Beds.) with 4408 pts., runner up being Peter Tucker, G4DWZ (London), with 3024 pts., just 4 pts. ahead of the University of Manchester's station, G3CXX. 11 participants sent in entries.

*Coming events:* The 144 MHz CW Contest is scheduled for April 23 from 0900-1700 GMT, entries going to G3FZL. The weekend May 6/7 is an IARU Region 1 UHF Contest on 432, 1296 and 2304 MHz bands from 1600-1600 GMT. W.A.B. addicts should note that the only VHF session is a 'phone one on July 23 from 0900-2100 GMT.

Full rules from the Contest Manager, "Woody" Woodhouse, G3TWX, 13 Gannet Close, Haverhill, Suffolk. (S.a.e. please).

### Who Needs SSB Repeaters?

Full proposals for a system of SSB repeaters in the 2m. band have just been published (*Radio Communication*, March) along with a scheme for "channelizing" the entire lower half of the band. Author of this fiendish plot is one Tony Whitaker, G3RKL, who proposes output frequencies between 144.15 and 144.195 MHz, with inputs 600 kHz higher. All serious SSB and CW operators to whom your conductor has mentioned the idea have greeted it with a mixture of derision and horror, as the brain child of one having no idea of how *real* operators wish to use the band.

Such ideas must not be allowed to go unchallenged so it is suggested that readers who agree that we have had enough of this repeater and "channel" nonsense write immediately to GM8FFX, P.O. Box 49, Aberdeen, AB9 8JA setting out their reasoned opposition to this plan. Some points to bear in mind are that:— (1) It is in complete contravention of the IARU Region 1 2m. Band Plan; (2) It would ruin the re-planning of the 144.15-144.20 MHz sub-band for MS SSB operation in Europe as proposed at the VHF Convention; (3) As SSB is the most effective form of telephony under weak signal conditions, artificial aids like repeaters are unnecessary, and (4) It would disrupt services now using the proposed input band; e.g. the ATV talkback frequency and the satellite command band.

Many amateurs feel that repeaters are a discouragement to people to improve their stations to cover a greater range and that they are akin to a crutch.

### The 144/432 MHz Contest

As far as can be ascertained from comments on the air, a majority of participants did not altogether welcome the new rules applying to the March 4/5 contest. In the absence of any firm guidance in the rules, some thought it quite in order to transmit on one band whilst monitoring the other, whereas others took

the view it was quite wrong even to have the other receiver switched on.

Conditions were certainly only average or below for much of the time. Mike Pharoah, G3LCH, operated portable from near Leek (Staffs.) and thought the rules were, "... a pleasant change ...". He got the impression that 70 cm. propagation was about to fold up at any time, but managed 95 QSO's. On 2m. he found things, "horribly flat" but had 245 QSO's. Paul Balaam, G8EFS, went out portable on the Woldingham Ridge in north Kent and worked 61 stations in 2½ hours, best DX being F1EZP/P in CH15d.

The Crystal Palace club operated portable from a site 10 kms. west of Faversham, Kent. One of the operators, Steve Marsh, G4BWG, found 70 cm. conditions disappointing with only 40-50 QSO's including a number of continentals. On 2m., they scored 3421 pts. from around 410 contacts. The GW8BHH team, operating portable from Beacon Hill, Powys, made 110 QSO's on 70 cm. worth 4080 pts. and 410 on 2m. for 3650. At G3FPK, little time was spent listening. On 2m., conditions to the north through west seemed down at the start but improved at the end of the event. G4CRC/P (XK64b) was a particularly consistent signal throughout the Sunday.

G4ERX (Essex) also mentions the Cornish station in his 145 QSO's in 7 countries which included a GD, 7 GW's, 4 ON's, 4 PA's, 6 F's and 2 DL's. Ray is "General Factotum" for the Vange Contest Group (G3YCW) and, to stimulate activity, they ran a contest-within-a-contest wherein G8GKA had 199 QSO's, G8NPM 113, G8OIV 100-plus, with 7 others taking part. John Pilags, G8HHI (Hants.), was on part time and had 53 QSO's on 70 cm. and 75 on 2m. G8KSS (Bristol) found conditions *E/W* average, above average to the *S* and *SW* and down to the *NW/N*. His best DX on 2m. with the *IC-202* was ON6UG/A in BK18f. Glen Sweeney, G8NYS (Notts.), suffered from bad local splatter but completed 75 QSO's, best DX being F1KBF/P (AK09d) and F1KAR/P (AJ06h), all with 3 watts to an 8-ele. Yagi.

### DX-Peditions

The Cambridge University Wireless Society team is aiming for an EI expedition from July 23 until Aug. 6 but some difficulty is being experienced in getting licences due to there being no G8 equivalent in the Republic. Roger Thorn, G3CHN (Devon), reports that EI9V plans to operate from UM square from May 18, "... for a few days ..." on 2m. and 70 cm. *Via* G3POI, news that the G8MME/PE1AVU Shetlands raid mentioned last month will have 100 watts available on 23 cm. They will be QRV for tropo. contacts between 1900 and 0100 GMT on 144.225 MHz SSB and 432.220 MHz SSB/CW.

### Twenty-three Centimetres

"Monday night is activity night" is the message for 23 cm. enthusiasts, according to G3JXN and G4DGU. There is a steady increase in interest in this band. Ian Harwood, G8LHT (S. Yorks.), aims to be QRV soon and Syd Harden, G2AXI (Hants.), hopes to have SSB available this year. He finds he can have plenty of CW QSO's on Mondays without prior setting up on other bands. G3JXN mentioned a beacon on 1296.925 MHz near Rotterdam which has been heard in East Anglia.

### Seventy Centimetres

Jack Hum, G5UM, has suggested an SSB Activity Night on 70 cm., possibly Wednesday, with calls on the hour and half hour. This is an excellent idea. A new station in Jersey is Geoff Brown, GJ8ORH, who uses a *Belcom* Liner-430 to a 12XY Yagi. Mainly portable operation from the north coast and skeds can be arranged by 'phoning 0534 26788.

The best news of the month is the appearance of EA1CR (XD32d) who uses a *Microwave Modules* transverter and a "modest" aerial. In the tropo. lift of March 10/11, many southern British stations were worked including G3MCS, G3RQZ, G3JXN and G4GLN in the southeast on the Friday night. Ruben also worked a GU, GW8JLY/P, G8AGU (Devon) and others. Alan Scott, G4BYP (Liverpool), has an *MMT* transverter and is looking for QSO's towards the London area.

### Two Metres

Apart from the lift on March

10/11 tropo. propagation on 2m. has been very disappointing for far too long. A new correspondent is Bob Mackean, G8LYH (Liverpool), who is just 16 and currently embroiled in studying for 11 "O-Levels." Using a *Liner* 2 and 8-ele. Yagi he has had some auroral QSO's. GJ8ORH has a *Trio* TS-700 with 4CX250B amplifier to an 8-over-8 beam from the home QTH, but uses a 50 watts linear and 14-ele. *Parabeam* for portable operation.

Auroral events are covered in Clive Morton's, G4CMV, letter from W. Yorks. He mentions a 10 minute one on Feb. 6 with only GB3LER heard. On Feb. 27 an *Ar* was in progress when he got home from work and QSO's were

G6UW	—	—	85	85
9H1C	—	—	83	83
G8EOP	8	36	38	82
G4AEZ	2	22	57	81
G4AWU	—	—	80	80
G8JJR	—	—	79	79
G4FBK	—	5	72	77
G4ERX	1	21	54	76
G8IFT	7	18	49	74
G8JHX	—	—	74	74
G8LHT	—	1	71	72
G3BW	1	21	47	69
G4GET	—	—	69	69
G8KUC	—	7	60	67
GD3YEO	—	8	59	67
G4GEE	—	23	41	64
G8KPL	—	—	64	64
GM8NCM	—	4	59	63
G8KLN	—	1	62	63
G8JAG	—	—	63	63
G4CIK	—	—	62	62
G8KGF	—	—	62	62
G8ITS	—	11	51	62
G4GCQ	—	—	61	61
G3KPU	—	—	60	60
G8KSP	—	—	60	60
G8JEF	—	—	58	58
G8KSS	—	—	58	58
GW4FJK	—	—	57	57
OZ9IY	—	—	53	53
G4EYL	—	—	41	41
G8LLG	—	1	38	39
G8JAH	—	1	35	36
G8JGK	—	—	34	34
G8JAJ	—	—	24	24
G8JKA	—	—	21	21

Starting Date January 1, 1975. No satellite or repeater QSO's.

**QTH LOCATOR SQUARES TABLE**

Station	23 cm.	70 cm.	2 m.	Total
G8FUF	2	84	207	293
I4EAT	—	25	196	221
G3POI	—	—	213	213
G3JXN	26	65	83	174
GM4CXP	—	25	127	152
G3SEK	—	—	152	152
G3COJ	17	61	72	150
G3CHN	—	—	148	148
G8GML	8	50	89	147
G8HVV	—	48	96	144
G3FPK	—	—	140	140
9H1CD	—	13	126	139
G4BWG	—	25	110	135
G8LEF	4	43	87	134
G3OHC	4	31	98	133
G3XCS	—	21	110	131
G2AXI	1	47	80	128
G4BAH	—	32	92	124
G8KR	1	19	93	113
G4CMV	—	3	109	112
G4FCD	—	22	89	111
G8HHI	—	28	82	110
G8IWA	—	29	77	106
G4DKX	5	30	68	103
G4DEZ	—	—	103	103
GD2HDZ	10	32	59	101
9H1BT	—	—	94	94
GJ8AAZ	1	22	66	89
G3FIJ	—	27	62	89
G8GII	—	22	63	85

concluded with GM4CXP, LA3WU and GM3UKG, all RST 55A between 1655 and 1715 GMT. Clive nominates as "Lids of the Month" a group of FM-ers using 144-975 MHz thus blotting out the Angus and Lerwick beacons. (N.B. Weak FM-type heterodynes are often heard in London when searching for GB3ANG.)

Jon Dougherty, G4FUT (Tyne & Wear), also notes the Feb. 27 *Ar* when he discovered G4JJ's auroral

signals with a 10 kHz *Doppler* shift downwards on the *Oscar 7* Mode "B" downlink, just as it was about to disappear north. Jon records that two G stations were still giving *Ar* reports to SM's and LA's that were no longer auroral with him even though the G's were. Selective *Ar* skip, he asks? GB3LER was *Ar* in Sunderland on Feb. 28 and March 1 but no activity heard. At G3FPK, a 10 minute event was discovered at 1900 on March 1 with only a very weak signal from GM3JFG.

Derrick Dance, GM4CXP (Borders), was up to 30+ counties and 11 countries in the first four days of the year thanks to MS, tropo. and *Ar* QSO's. However, things have been rather less hectic since even though he has caught 7 events up to Feb. 21.

From G4CMV, G8KSS and many others, a plea that 2m. operators should stick to the band plan, particularly concerning beacon frequencies, MS calling and *E-M-E* frequencies and SSTV and RTTY channels. All these appear in the *RSGB Call Book* and elsewhere. The latest nuisance in the London area is FM QSO's on 144-900, 144-925 MHz which render reception of FX0THF, FX3THF, GB3CTC, DL0PR, etc. impossible. It would appear that either these folk are oblivious of the band plan or that they are just plain selfish.

G3CHN found propagation *via* tropo. to the south good during the week of March 6-11. Roger worked EA1CR, EA1MZ and EA1QY on SSB although it was hard going with MZ and QY who only speak Spanish. EA1TA (VD59j) in La Coruña was a good catch on CW, and G3CHN is sure he could have worked into CT1—if only there had been activity from there. Finally a plea from G5UM for FM operators to be brave and consider using *other* "channels" than S20-S25 to avoid so much QRM. Jack also asks that those newly-licensed G4's and G8's, not in the 1978 *Call Book* say where they are when calling CQ.

**Deadlines**

All your contributions for the May column by April 6 please and for the June issue by May 4—earlier if possible—to:—"VHF Bands," SHORT WAVE MAGAZINE, 34 High Street, WELWYN, Herts., AL6 9EQ. 73 de G3FPK.

## THE MONTH WITH THE CLUBS

### BY 'Club Secretary'

#### Nationals

**Amateur Radio News Service** is actually an international set-up which exists for the prime purpose of helping those who edit club newsletters to do their job as well as possible; in particular it is a mine of useful material for no more cost than an acknowledgement of the source. Additionally, those who join also receive for the princely sum of one dollar extra in the first year's dues, a copy of the "Club Bulletin" in which has been put together all the accumulated knowledge of the best way to start and run a club newsletter. For the U.K., our own G3FPK is the man to get in touch with—see Panel for his address.

Our next one also involves G3FPK—this time as Hon. Sec. and editor of *Mobile News*, which is the newsletter of the **Amateur Radio Mobile Society**, and again an international affair. Anyone interested in mobile operation, either licensed or as an SWL, should become a member. We note the new printing method—the fifth in the history of this *Newsletter*—and have to say that we think it is the best yet; and since it has also reduced the cost of printing, that can't be bad! Details are available from the Hon. Sec.—see Panel.

The **Royal Navy** group are still very much in business, despite the continued financial stringency in the Services: the current issue of the *Newsletter* has, as it's centre page spread, a reprint of the article on the recovery of the *Dolly* from the mud of Ullswater where she had lain for some 67 years; her engines must have been pretty well made as they are still in use, with the *original* piston-rings! Again, details from the Hon. Sec.—see Panel.

Our next customer is **I.R.T.S.**, the Eire national society; they print some 400 copies of their monthly *Newsletter*, and in the current issue there is an account of the processes involved—those who have never produced a club newsletter could well read this before proposing to start a newsletter at *their* local club! Again, details from the Hon. Sec.—see Panel for his name and address.

#### Westerly

We've just been west to Eire, so we may as well stay on the wetter side of our boundary! So—**City of Bristol (RSGB)** will be getting together on April 24 to hear G5XB talking of that vital work done by the Intruder Watch, at Queens Building, University Walk, Clifton, starting at 7 p.m. On a different note, the club scribe hand-wrote his letter this time, instead of the usual typewritten screed: "No typist, no typewriter—must be something to do with the weather!"

Just as we were about to pass over the bottom of the *Newsletter* of the last-mentioned club, our eye lit on a line from which we understand that there is a **North Bristol** group, who seem to have at least the second Friday—more details from G2BSU at the address given in the Panel.

Well and truly west now, to **Cornish**, where it is always the first Thursday in the month, with the venue being the *SWEE* Clubroom, Pool, Camborne. The current

*Newsletter* issue is of course almost entirely devoted to the Poldhu celebration station, and the obituary to G3NKE; one wonders whether any other club in the country (and your scribe has visited many over the years) could have suffered so grievous a loss at such a critical time, and yet make such a magnificent job of an event like this. April 6 will be the next date, and will be the Annual General Meeting.

Hq. for **Salisbury** is at the Activity Centre, Wilton Road, each Tuesday; G2FIX has all the details of the forthcoming events, the gang being very much orientated towards the setting-up of special-activity stations—last year the score was eight such fêtes, plus a D/F qualifying event for RSGB!

Yet another of the **Torbay** founder-members has become a Silent Key, Mr. W. Launder of Torquay, who had the call G3FHI. The group have a normal weekly session, plus the "main" effort which this time is on April 1 (being the March 'do' postponed because of the Easter break). Details from the Hon. Sec.—see panel.

#### Deadlines for "Clubs" for the next three months—

(For May issue—March 31st)

For June issue—April 28th

For July issue—May 26th

For August issue—June 30th

Please be sure to note these dates!

#### Up North

We seem to be doing a circular tour this month. Our first stop is **York** where they have an *amazing* number of things happening, all approached with the confidence that comes from having done them successfully before! They are to be found at the United Services Club, 61 Micklegate, York on every Friday *except* the third one in each month; contact the Hon. Sec. for full details.

**Bolton** are to be found in session at the Recreation Club, Kensington Place, Bolton where, on April 5, they will welcome G3SMM, who will speak about and answer questions on RSGB affairs. Then, on April 19, a couple of the SWL members combine forces in order to present an exposé of PCB production as it is done in the factory and at home.

An intriguing title for a meeting programme appears in the **Grimshy** letter—"What do they mean?" on April 6; to fill the April 20 evening they have an open Forum. Both are scheduled for the New Alexandra Social Club Cleethorpes.

#### Midlands

Our first here is **Cheltenham**, who are to be found at the Old Bakery, Chester Walk, which is at the rear of the Library in Clarence Street: the first Thursday gives April 6, and the April 21 Friday date follows, although at the time of writing we do not have any details on these fixtures. For this, we suggest you contact the Hon. Sec.—see Panel.

A nice new cover appears on the **Stourbridge News-*letter***, and the inside says that they have the first Monday and the following day as informal or constructional, and then on the third Monday of the month comes the main 'do.' However we can't take matters any further, as the last March meeting will have been the AGM and because the *Newsletter* omits the venue. So—the contact is the

Hon. Sec., at the address in the Panel.

At the next stop, **Derby**, we have always wondered why they have just given 119 Green Lane, Derby as the venue, when other references in the *Newsletter* indicate that it must be quite a large and well-known place. Now we know at last—they have a room above the Odd-fellows Hall. How appropriate! Anyway, find them there on any Wednesday, from 7.30—April 5 for a Junk Sale, 12th for a Social Natter Night, 19th for a lecture on a subject to be announced, and finally on April 26, a film show.

The 'other' Derby group is **Nunsfield House**, based on the community association of that name. They are in business every Friday evening which gives us April 7 for a talk on the Derby repeater, while on 14th G3WFO will be talking about "Line Transmission Systems" and 21st sees a technical Film Show. Finally, April 28 sees members and guests testing their skill in a general-knowledge and technical quiz.

Although the renovations to the meeting room of the **Hereford** chaps seem to be taking an eternity—your scribe seems to recall some shuffling-around as long ago as years!—it hasn't had any ill-effect on attendance, indeed they are going from strength to strength. They are based at County Control, Civil Defence Hq., Gaol Street in Hereford, and have the first and third Fridays booked; April 7 being down for G3BA to discuss radio in Japanese P.o.W. camps.

**UK FM Group (Western)** is the organisation which was known previously as the Western FM Repeater Group. The current *Newsletter* contains a long article on the concept of a 'provisional licence' for radio operation; the case made is at least partly valid in that the argument is logical—but a logical argument from false premises still falls! Their argument is that repeater jamming is a new problem, which completely overlooks the fact that in the days when Top Band was the national natter-band we had pirates, who jammed even when they had to build the gear (although many of the Top Band jammers used things like AT5's). However, G3LEQ's arguments should be more widely heard and we suggest that the Hon. Sec. of clubs in repeater-infested country should write to him and ask for a copy to read to their members, who could then debate the issues raised; many will agree, and those who don't will have had a chance to pit their wits at toppling the argument! The details, both of the group, and of the article, can be obtained from G3LEQ, at the address in the Panel.

Still in that corner of the world we have **Wirral**, and their Hq. is in the Sports Centre, Grange Road West, Birkenhead. The dates are the first and third Wednesdays in each month, April 5 being down for a Sale of surplus equipment. We could add that the current issue of their *Newsletter* seems to say they now have a gem of an editor—it bears much evidence of his own extra efforts to make it more interesting and readable. Congratulations.

**Bury** are based on the Mosses Community Centre, Cecil Street, Bury, where the booking is for every Tuesday; of these it is normal to regard the second Tuesday as the meeting, while the other Tuesdays are devoted to such games as operating, nattering, Morse tuition, and so on. For April, we see April 11 as being

down to Mr. M. Leese of Plessey, his subject being Basic Facsimile. In addition, on April 28, they have an outside visit to Ringway Air Traffic Control.

#### South & East

The Red Cross building is situated near the station in **Stowmarket**, and the local gang have a booking on the first Monday in each month. For more details of the goings-on, we suggest you get in touch with the Hon. Sec.—see Panel.

**UK FM Group (London)** have a *Newsletter* which does not mention the dates or venues for forthcoming meetings, so for this we have to refer you to the Hon. Sec.—see Panel. On the other hand, we have to say that their's is one of the best *Newsletters* to come across this old scribe's desk—well printed and generally some interesting articles to read.

The editor of the **Silverthorn Newsletter** was a little upset over our comments back in February, although he admits they are true. In essence, we said that to skip a Newsletter issue for want of contributions is a good way of killing the newsletter altogether; however, in this particular case, there was a further problem in that they have a 'pot' for the contributor of the best article during the year, and the appeal for 'last entries' would have left the problem of writing the article and getting it produced all in the space of one week, which would have been all but impossible; the editor was really bewailing the fact that he hadn't an adequacy of material to fall back on in such a situation, so the preliminary pages already set up were in the event wasted. However, *Spurious* is very much alive and kicking, as indeed is the club. Good news, this, because the club and its newsletter cover a wide area to the North-East of London very effectively indeed, and have done so for many years. All the details from the Hon. Sec.—see Panel.

A new Hon. Sec. has taken over the duties at **Colchester**, and he writes to say they are to be found at the Technical College, Sheepen Street, on alternate Thursday evenings from 7.30. More details can be obtained from the Hon. Sec. at the address in the Panel.

Now to Bournemouth and Wessex. At the time when this was being written, we were hearing about the fearful



'Clipper is now most of the way in'

weather they were having, and we wonder how much this affected attendances, as for some time now the club has been almost too big for its Hq. size. They will be at the Dolphin Hotel, Holdenhurst Road, on April 7 and April 21; the former is given over to G8MCQ, who will talk about 3cm. operations, and it is hoped that some others may be available to add the 23cm. band to the picture. As for 21st, that is given over to G3PLX who will be talking about and demonstrating his RTTY VDU, and talking about microprocessors, with some considerable assistance from G4ERV. On April 14, at the same venue, we understand there will also be a meeting, at which representatives of the local groups are to consider setting-up a local repeater group.

At Stevenage, they have Hq. at the Hawker Siddeley Dynamics company's staff canteen, which is in Gunnels Wood Road in the Industrial area of the town. They are booked in for April 6, when G4ENS will be talking about the proposed Luton ATV repeater, and April 20 when they have persuaded G6LL to come over and talk to them—reminiscing about his long years in amateur radio, many of which Jimmy spent very much at the centre of things.

We are always well supplied with information as to their activities by the Verulam crowd, and it is clear that they are one of the best clubs in the country and, which is more to the point, they have remained so for more years than your scribe can remember. For April 27, they have a Mr. Curant from Tektronix who will give a "Beginners Guide to the Oscilloscope." The place for this one is the Market Hall, St. Albans. In addition, on the second Thursday of the month they have an informal session at the R.A.F.A. Hq. in Victoria Street, St. Albans.

It's AGM-time for West Kent, at their Hq. at the Adult Education Centre, Monson Road, Tunbridge Wells;

this is on April 14, while on Tuesday April 18 they have the judging of their "Loudest Crystal Set" competition. On April 28, the evening will be split up, part being the Construction Contest, and the rest being addressed to the matter of the HF and VHF NFD events. Incidentally the Tuesday dates are at the Drill Hall, Victoria Road, and are always the Tuesdays after the regular Friday dates.

Cray Valley are now installed in their new place at Christchurch Centre, High Street, Eltham, London S.E.9, where they have the formal on the first Thursday in the month, and an informal on the third Thursday. However, we are not quite up to date with their activities, so for the April 'gen' we must refer you to the Hon. Sec. at the address in the Panel.

TS Terra Nova is Hq. to the Surrey group, and they are to be found there on the first and third Wednesdays of each month; they always have something going on, but if you want the very latest situation we must refer you to the Hon. Sec. at the address in the Panel.

It is April 6 and 18 for Maidenhead, and on both dates they will be entertaining other clubs. On 6th, the guests are Chiltern, invited to listen to Alan, G3MME, of Lowe Electronics, talking about "Current Techniques." On 18th it is the Bracknell crowd who are visiting, and this time the object of the exercise is a Quiz between the two clubs.

There are two venues for the Sutton & Cheam crowd; the AGM is on April 20, at Sutton College of Liberal Arts, in Cheam Road, Sutton. However we do not have details of any other foregathering during April, so if you wish to check we must refer you to the Hon. Sec.—see Panel.

Over to Crawley who have an Informal on April 12, and a Component Sale on April 26, both being at the

#### Names and addresses of Club Secretaries reporting in this issue:

- A.R.M.S.: N. A. S. Fitch, G3FPK, 40 Eskdale Gardens, Purley, Surrey CR2 1EZ.  
 A.R.N.S.: N. A. S. Fitch, G3FPK, 40 Eskdale Gardens, Purley, Surrey.  
 BOLTON: E. Walton, G4FSN, 4 Oakfield Close, Horwich, Bolton BL6 6JR.  
 BOURNEMOUTH (Wessex): G. D. Cole, G4EMN, 6 St. Anthony's Road, Bournemouth (20027) BH2 6PD.  
 BRISTOL (City RSGB): B. L. Goddard, G4FRG, 2 Greenfield Park, Portishead, BS20 8NQ. (Bristol 848140.)  
 BRISTOL (North): W. G. R. Wilby, G2BSU, 10 Wolseley Road, Bristol BS7 8EN.  
 BURY: E. R. Thirkell, G4FQE, 59 Oulder Hill Drive, Bamford, Rochdale.  
 CHELTENHAM: G. Gearing, G3JJG, 8 Campden Road, Cheltenham, Glos.  
 COLCHESTER: G. W. Caswell, G4DKI, 112 St. Johns Road, Colchester (67512), Essex CO4 4JH.  
 CORNISH: H. F. Adcock, 1 Bowglas Close, Castle Road, Ludgvan, Penzance TR20 8HD. (Cockwells 562.)  
 CRAWLEY: A. V. H. Davis, G3MGL, 41 Gainsborough Road, Crawley (20986), West Sussex RH10 5LD.  
 CRAY VALLEY: P. J. Clark, G4FUG, 42 Shooters Hill Road, London S.E.3.  
 CRYSTAL PALACE: G. M. C. Stone, G3FZL, 11 Liphook Crescent, London SE23 3BN. (01-699 6940.)  
 DERBY: Mrs. J. Shardlow, G3EYM, 19 Portreath Drive, Darley Abbey, Derby DE3 2BJ.  
 DERBY (Nunfield House): I. Cage, G4CTZ, 25 Petersham Drive, Alvaston, Derby DE2 0JU.  
 GRIMSBY: R. J. Scarlett, 1 St. Martins Crescent, Grimsby, South Humberside.  
 HEREFORD: S. Jesson, G4CNY, 181 Kings Acre Road, Hereford (3237).  
 I.R.T.S. (Reg. 1): J. Ryan, EI6DG, 23 Dollymount Avenue, Clontarf, Dublin 3.  
 MAIDENHEAD: M. Adams, G3ZLQ, 76 Blind Lane, Bourne End, SL8 5LA.  
 REIGATE: F. H. Mundy, G3XSZ, Westview, rear of Manor Farm, off Reigate Road, Hookwood, Surrey. (Horley 73875.)  
 ROYAL NAVY: FCRS M. Matthews, G3JFF, 127 Drift Road, Clanfield, Portsmouth Hants PO8 PQ.  
 SALISBURY: A. C. A. Newman, G2FIX, 74 Victoria Road, Wilton, Nr. Salisbury, Wilt.  
 SILVERTHORN: C. J. Hoare, G4AJA, 41 Lynton Road, South Chingford, London E4 9EA.  
 STEVENAGE: T. J. Tugwell, G8KMV, 11 The Dell, Stevenage, Herts. SG1 1PH.  
 STOURBRIDGE: A. Dewsbury, G4CLX, 10 Rectory Road, Oldswinford, Stourbridge (3530), West Midlands.  
 STOWMARKET: P. J. Keeble, G4ETC, Meadowbank, 37 Combs Lane, Stowmarket, Suffolk.  
 SURREY: S. A. Morley, G3FWR, 22 Old Farleigh Road, Selsdon, South Croydon, CR2 8PB. (01-657 3258.)  
 SUTTON & CHEAM: J. Korndorffer, G2DMR, 19 Park Road, Banstead, Surrey. (01-255 8729.)  
 TORBAY: M. Yates, G3UIQ, Top Flat, 23 Waverley Road, Newton Abbott (3025), Devon.  
 UK FM Group (London): R. G. Street, G3TJA, 3 White Ledges, St. Stephens Road, London W13.  
 UK FM Group (Western): G. L. Adams, G3LEQ, 2 Ash Grove, Knutsford, Cheshire WA16 8BB.  
 VERULAM: B. Pickford, G4DUS, "Netherwood" 130 The Drive, Rickmansworth (77616), Herts.  
 WIRRAL: H. I. Crofts, G3DLF, 3 Barnmouth Road, Wallasey. (051-638 2515.)  
 WEST KENT: B. P. Castle, G4DYF, 6 Pinewood Avenue, Sevenoaks, Kent TN14 5AF.  
 YORK: K. R. Cass, G3WVO, 4 Heworth Village, York.

United Reformed Church Hall, Ifield. Incidentally, a Component Sale is something we have not seen done before, and in times like these when it is often a long march to the nearest place that sells components, such an interchange could well be a very useful event.

Up the road from Crawley are Reigate, who have their AGM on April 18; the only snag is that the venue is not given, so for that we have to refer you to the Hon. Sec. at the address in the Panel. However you could pay them a visit on April 4, when they have a Natter Night at the Marquis of Granby, Redhill.

Finally, we have Crystal Palace; it's the 22nd for them, at Emmanuel Church Hall, Barry Road, S.E.22, for a 23cm. evening which is in the joint care of G3SBV, G4GLN and G3FZL.

### Finale

That is the lot for another month; the deadlines will be found in a 'box' as usual; and may we at the same time remind you that your letter should carry—as well as activity dates and details—the Hq. address, and a note of any changes of Hon. Sec. details for our card-index so that we can't give enquirers wrong information! Send it, in time for the deadline, to "Club Secretary," SHORT WAVE MAGAZINE, 34 High Street, Welwyn, Herts AL6 9EQ.

## WATCHING SUNSPOTS

G. P. ANDERSON, G2QY

IT is apparent from discussion on the air that amateurs are very often unaware of the ease with which spots may be observed on the face of the sun, so providing an added interest to Amateur Radio activities.

But first of all a warning that cannot be repeated too often: never, repeat *never*, attempt to look at the sun directly through a telescope or field glasses. This rule applies even if a smoked glass or other optical filter is used, as such a device can easily slip and expose the eye to the concentrated full power of the sun, resulting in damage and possibly destruction of the sight.

Having said that, the method to be described is perfectly safe, and calls for little equipment. The principle item is a telescope, which can be quite a simple terrestrial model; in the writer's case it is of unknown specification and is at least 100 years old, having been used by his grandfather during service as a ship's engineer in the Far East in the 1860's.

The telescope is set up on a convenient stand, constructed so that the telescope may be moved both vertically and horizontally in order to line it up on the sun (an old camera tripod with a simple mount made to fit to the top is convenient). It is also beneficial to fit a simple mask around the barrel of the telescope—a piece of cardboard about 12in. square is suitable, in order to minimise the direct sunlight falling on the screen.

Having set up the telescope on its stand (obviously choosing a day when the sun is clearly visible!) point the end with the larger lens—the Objective—at the sun, and holding a piece of white card or plastic near to the eye-

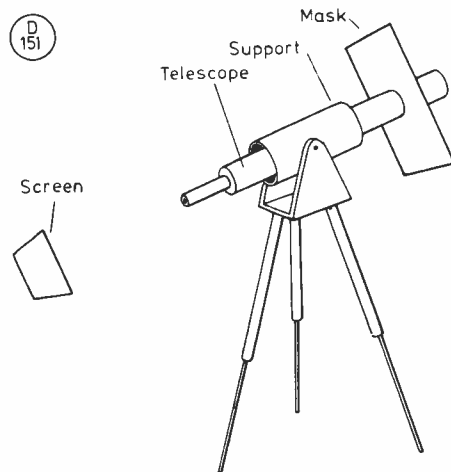


Fig. 1 GENERAL ARRANGEMENT

piece, move the telescope until an image of the sun appears on the 'screen'; with the telescope so aligned move the card away from it until the desired size of image is achieved. During this procedure it will be necessary to adjust the telescope in order to focus a sharp image on the screen.

If any sunspots of reasonable size are present they should be readily seen, and their position can be marked on the card; it will be found advantageous to prepare a circle of suitable size, say 2in. diameter, on the card before making the observation, so that the locations of the spots may be marked with reasonable accuracy. It is important to keep the card upright—that is, the sides vertical to the ground, so that later observations may be compared, and the progress of spots across the face of the sun followed. When weather conditions permit, daily inspection of the sun is worth while, and co-ordination with observations on radio conditions, particularly at the higher frequencies of 21 and 28 MHz will show interesting results.

A note about the screen may be useful. Good quality clean white card or paper is satisfactory, but some experiments with white plastic may be worthwhile, to find a better reflecting surface; the lid of a plastic margarine box has proved very suitable.

One further point: although obviously a true picture of what is happening on the face of the sun is required, and consequently the screen should be set up perpendicular to the axis of the telescope, it has been found to be helpful to move the screen away from this position while inspecting the image, as shown in Fig. 2, especially when projecting on to a plastic surface. The resulting image is of course distorted, but spots stand out much more clearly, as they are enlarged by the distortion.



Fig. 2



## NEW QTH'S

This space is for the publication of the addresses of holders of new call signs, or changes of address, in EI, G, GC, GD, GI, GM and GW of stations not already listed. All addresses published here will appear in the U.K. section of the American "CALL BOOK" in preparation. Please write clearly and address on a separate slip to QTH Section. Be sure to give correct County designation and post-code. In the case of direct subscribers needing Change of Address, please state for card index adjustment. Address items for this space to: "New QTH Page," *SHORT WAVE MAGAZINE*, 34 HIGH STREET, WELWYN, HERTS., AL6 9EQ.

GM3CVJ, J. W. Sime, No. 2 Craigswood, Livingston, West Lothian EH54 5EP (re-issue.) (Tel. Livingston 33518.)

G4FKC, C. H. E. White, 28 Hazlenere Road, Upton Lea, Slough, Berks. SL2 5PW.

G4GIK, D. J. Chambers (ex-G8MW1), 10 Sandy Mount, Bearsted, Maidstone, Kent ME14 4LE.

GM4GJG, A. N. King, 47 Greenbank Crescent, Edinburgh EH10 5TD.

G4GJW, F. M. Wall (ex-G8MIO), 23 Cecil House, Chingford Road, Walthamstow, London E17 5AQ.

G4GKA, R. Mahmud, 34 Queens Avenue, Muswell Hill, London N.10.

G4GKG, H. C. Chadwick, Minto House School, Birkenhead Road, Hoylake, Wirral, Merseyside L47 5AF.

G4GLH, D. Bennett (ex-G8KRX), 3 Beechacre, Ramsbottom, Greater Manchester BL0 9LS.

GM4GLR, A. Wilson, "Braehed," Trabboch, Mauchline, Ayrshire KA5 5JD.

G4GMZ, Dr. J. F. Alder, 130 Hicks Avenue, Greenford, Middlesex UB6 9HB.

G4GNA, D. Townend (ex-G8MGU), 1 Cleveland Avenue, Meltham, Huddersfield, West Yorkshire HD7 3DN. (Tel. 0484-850648.)

G4GNK, P. R. Jones, 5 Warwick Close, Abingdon, Oxfordshire OX14 2HN.

G4GPJ, N. Bailey, The White House, Humberstone Road, Andover, Hants. SP10 2EJ. (Tel. Andover 4946.)

G6HM, E. R. Henman, 1 Lincoln Park, Amersham, Bucks. (re-issue.) (Tel. Amersham 5156.)

G8MFT, C. Greenwood, 17 Beehive Green, Welwyn Garden City, Herts. AL7 4BE.

GM8NCM, A. J. Simpson, 58 Cheviot Road, Kirkcaldy, Fife KY2 6BB. (Tel. 0592-69258.)

G8NFV, J. R. Tootill, 76 Fircroft Road, Ipswich, Suffolk IP1 6PX. (Tel. Ipswich 44047.)

G8NNJ, D. J. Purkiss, 20 Lake Rise, Romford, Essex RM1 4DY.

G8NXC, Mrs. S. Waterfall, The Cottage, Wheal Busy, Chacewater, Cornwall.

G8NXD, M. Waterfall, The Cottage, Wheal Busy, Chacewater, Cornwall.

G8ODQ, M. Gregory, 84 Victoria Avenue, Bloxwich, Walsall, West Midlands WS3 3HT.

G8OEI, F. M. M. Beerling, 'Highland,' Staines Hill, Sturry, Canterbury, Kent CT2 0ER.

G8OEW, Mrs. Eleanor Verrinder, The Manor House, Wooland, Blandford Forum, Dorset DT11 0EP. (Tel. Hazelbury Bryan 336.)

G8OGC, R. E. Espiau, 40 Empire Court, North End Road, Wembley Park, Middlesex HAP 0AG. (Tel. 01-902-4732.)

GM8OHF, J. A. Fleming, 10 Irvine Crescent, Coatbridge, Lanarkshire ML5 3QJ. (Tel. Coatbridge 23153.)

G8OIG, J. R. Abbott, 'The Roddige,' 5 Park Lane, Alford, Lincs. LN13 9DN. (Tel. Alford 3368.)

### CHANGE OF ADDRESS

EI6BD, B. P. Dwyer, 8 The Dale, Kingswood Heights, Belgard Road, Tallaght, Co. Dublin.

EI6BS, Limerick Technical College, School of Engineering, Department of Electrical & Electronic Engineering, Moylish Park, Limerick.

G2BZQ, R. Q. Marris, 29 Dunwood Court, Boyn Hill Road, Maidenhead, Berkshire.

G2FCI, A. J. White, 'Amberley,' Days Lane, Exminster, Devon EX6 8AU.

G2FJR, G. W. Fortnam, "Kendleby," 65 New Road, Sutton Bridge, Spalding, Lincs. PE12 9RQ.

G3CBW, H. Walker, 20 Chesterholm, Sandsfield Park, Carlisle, Cumbria CA2 7XH. (Tel. Carlisle 39291.)

G3CWI, R. Newstead, 24 Richmond Road, Leicester. (Tel. Leicester 836320.)

G3FTD, S. Oden, 8 Kingsley Close, Thornton Cleveleys, Blackpool, Lancs. FY5 2HG.

G3FVV, R. C. Fagg, 240 Greggs Wood Road, Tunbridge Wells, Kent TN2 3HS. (Tel. Tunbridge Wells 35430.)

G3IQF, R. A. Fowler, 88 Marlow Bottom, Marlow, Bucks. SL7 3PH. (Tel. Marlow 6421.)

G3JTL, A. P. Fennell, 'Eastview,' Gedney Dyke, Spalding, Lincs.

GM3KZH, A. F. Halcrow, Stennestwatt, Walls, Shetland ZE2 9PH.

G3LNW, J. McGuire, 27 Ashley Avenue, Lower Weston, Bath, Avon BA1 3DS.

G3LYT, W. J. C. Fennell, 'Eastview,' Gedney Dyke, Spalding, Lincs.

GM3OPW, J. Cook (ex-G3OPW), 6 Chemist Road, Methilhill, Fife. (Tel. 0592-712795.)

G3RJV, Rev. G. C. Dobbs, 'Willowdene,' Central Avenue, Nottingham. (Tel. Sandiacre 394790.)

G3RSJ, R. H. Williams, 3 Ford Way, Downley, High Wycombe, Bucks. HP13 5XW.

G3TJQ, D. J. Bean, 'Brigadoon,' 106 Woodrow Chase, Herne, Herne Bay, Kent. (Tel. Herne Bay 63345.)

G3TOA, J. Otter, 20 Tower Avenue, Lincoln LN2 5QQ.

G3TXA, R. E. Wilkinson, 117 Broomfield Avenue, Palmers Green, London N13 4JR.

G3UIQ, M. Yates, 2 Lower Coombe Road, Blindwell Park, Kingsteignton, Newton Abbot, Devon. (Tel. Newton Abbot 3025.)

G3UZK, D. W. Bloomfield, 737 Hess'le Road, Hull, HU4 6PJ.

G3VTO, F. Bolton, 2 Lower Coombe Road, Blindwell Park, Kingsteignton, Newton Abbot, Devon. (Tel. Newton Abbot 3025.)

G3YDX, R. G. D. Stone, 5 Broadparks Close, Pinhoe, Exeter, Devon.

G3YLL, R. F. Brooks, 10 Leopold Close, Felpham, Bognor Regis, Sussex PO22 8JJ.

G3YRW, J. A. Van Watwyk, 321 Parkside Avenue, Barnehurst, Bexleyheath, Kent DA7 6NS.

G3ZMK, J. W. Askew, 29 Ivy Avenue, South Shore, Blackpool FY4 3QF. (Tel. 0253-403494.)

G4ASR, D. J. Butler, 9 Traherne Close, Lugwardine, Hereford HR1 4AF.

G4CCQ, M. Stanton, 2 Tanyard Cottages, Lamberhurst, Tunbridge Wells, Kent TN3 8EJ.

G4DGR, E. A. Lomax (SN2ABG), 16 White House Park, Cabus, Garstang, Preston PR3 1AB.

G4DIE, I. A. R. Dredge, 'Barnton House,' 56 High Street, Bromham, Chippenham, Wilts SN15 2HA.

GW3EYG, Rev. D. I. Edwards, 'Garregwen,' Llanfyrnach, Dyfed SA35 0BA.

G4FHH, P. Jerromes, 56 Fisher Street, Paignton, Devon.

G4FJM, L. Langsley, 10 Clifton Road, Park Bottom, Illogan, Redruth, Cornwall.

G4PX, G. W. Belsey, 21 Kingfisher Road, Hereford HR2 7TH.

G8KIW, C. S. Muller, 14 Southfield Road, Old Duston, Northampton NN5 6HN.

G8LET, M. C. Westwater (ex-G18LET), 9 Whinney Lane, Harrogate, N. Yorkshire HG2 9LS. (Tel. Harrogate 60855.)

G8LNZ, I. C. Williams, 3 Ford Way, Downley, High Wycombe, Bucks. HP13 5XW.

G8MGA, T. Avery (ex-G8MG4), 33 Vicarage Close, Churchmeadows, Worle, Weston-super-Mare, Avon.

G8MHT, G. Dallaway, Thistleberry House, Keele Road, Newcastle-under-Lyme, Staffs.

GW8MOZ, G. T. Elliott, 9 Hove Avenue, St. Julians, Newport, Gwent NPT 7QT. (Tel. Newport 215729.)

G8NKY, P. Wiles, 'Cromford,' 15 Harbour View Close, Parkstone, Poole, Dorset BH14 0PF.

G8QQ, E. P. Jones, 18 Admirals Walk, Portishead, Bristol, Avon BS20 9LE. (Tel. Bristol 844893.)

# SEM

P.O. BOX 6, CASTLETOWN, ISLE OF MAN Tel. PORT ERIN (0624) 833714  
or MAROWN (0624) 277

*Manufacturers and Suppliers of Communications Equipment*

## A SELECTION OF OUR EQUIPMENT



Our gear will be on sale at the major rallies from **THE AMATEUR RADIO SHOP, HUDDERSFIELD**

### THREE NEW 70 CM PRE-AMPLIFIERS

#### THE SEM 71

A two stage, highly selective, stripline circuit giving 3dB N.F. and 18dB gain. Size: 2½" x 1½" x 3" boxed unit.  
Price: £12.00 + VAT = £13.50\* EX STOCK

#### THE PA3/70

Same performance as the SEM71. Printed circuit board only 1½" x 1½" x ½" deep for installation inside your transceiver.  
Price: £8.00 + VAT = £9.00 EX STOCK

#### THE SENTINEL 70 AUTO PRE-AMPLIFIER

Same performance as the others but with an automatic R.F. change over relay for putting in the aerial co-ax of your transceiver. Size: 2½" x 1½" x 4".  
Price: £18.00 + VAT = £20.25\*

### 70 CM CONVERTERS

#### SEM 70 70CM TO 2 METRE FET CONVERTERS

Performance is 3dB N.F., 30dB gain. Size: 1½" x 2½" x 3". Available in three different versions.

432-434 MHz—IF output 144-146 MHz. Price: £18.00 + VAT = £20.25

434-436 MHz—IF output 144-146 MHz. Price: £20.00 + VAT = £22.50

Switched 432-434 MHz and 434-436 MHz—IF output 144-146 MHz. Price: £25.00 + VAT = £28.12

#### SENTINEL 70 70 CM TO 10 METRE FET CONVERTERS

Performance is 3dB N.F., 30dB gain. Size: 1½" x 2½" x 4".

Also available in three versions.

432-434 MHz IN—28-30 MHz OUT. Price: £20.00 + VAT = £22.50

434-436 MHz IN—28-30 MHz OUT. Price: £20.00 + VAT = £22.50

Switched 432-434 and 434-436 MHz to 28-30 MHz. Price: £27.00 + VAT = £30.37

### ALL EX STOCK

#### THE SENTINEL AUTOMATIC 2 METRE PRE-AMPLIFIER

NEW switching circuit provides: greater sensitivity—faster switching—compatible with all modes including SSB. Contains an RF operated relay for connecting straight into your transceiving aerial co-ax.

Supply 12v. nominal.  
Price: £14.00 + VAT = £15.75 IN STOCK\*

#### THE SENTINEL STANDARD 2 METRE PRE-AMPLIFIER

Same circuit as the one above but without the RF switching. 4 metres, Satellite Band and Marine Band also in stock, other frequencies to order.  
Price: £8.75 + VAT = £9.85. IN STOCK\*

### THE PA3

Size only about 1 cubic inch to fit inside your transceiver.  
Price: £5.57 + VAT = £6.27

### H.F. PRE-AMPLIFIERS

Now that 15 and 10 metres are opening up, these pre-amplifiers are really coming into their own. Compensating for the drop in receiver gain on these bands. Used with a short aerial, they make a very effective ACTIVE AERIAL. They are wideband 1-40 MHz.

#### THE SENTINEL AUTO H.F. PRE-AMPLIFIER

With a change over relay which is operated by your transceiver relay for direct connection in your aerial co-ax.  
Price: £9.00 + VAT = £10.12. IN STOCK\*

#### THE SENTINEL STANDARD H.F. PRE-AMPLIFIER

Same circuit as above, less relay.  
Price: £7.00 + VAT = £7.87. IN STOCK\*

#### THE SENTINEL 2 METRE POWER AMPLIFIER AND PRE-AMPLIFIER

Provides four times power gain, up to 50W. output. All modes, with a sophisticated bias circuit for ultra linear operation. The pre-amp has the same performance as our Sentinel Auto. Operated by an r.f. switch or direct connection to your transceiver. Size: 6" x 2" front panel, 4½" deep.  
Price: £53.00 + VAT = £59.62

We also have a 2 watt in, 12 watt out version. All these are in stock.

#### SEM Z MATCH

Very popular and versatile little unit. Handles 15-5000 ohms. BALANCED or UNBALANCED. SO239 and 4mm. terminals for co-ax or wire feeders. And rated up to 1 K.W.  
Price: £32.00 + VAT = £36.00. IN STOCK

### EUROPA C

The transverter that showed the way and still does.  
Price: £100.00 + VAT = £112.50

#### SENTINEL TOP BAND TO 20 METRE CONVERTER

Price: £18.00 + VAT = £20.25

\*SO239 sockets available on these units at an extra cost of £1.50 + VAT = £1.69.

Circuits and instructions provided with equipment.

For more details on any of our equipment, please ring or write.

To Order: C.W.O. or credit card. Just phone your credit card number for same day service. Prices\* are post paid for delivery in U.K.

# RADIO SHACK LTD

Telephone 01-624 7174 with your  
Access or Barclaycard number  
for immediate despatch.

ALL PRICES INCLUDE VAT

TEN-TEC (imported and distributed by Radio Shack Ltd.)	
509 ARGONAUT 5w. SSB/CW Tcvr. 3.5-30 MHz...	£285.75
540 TRITON IV 200w. SSB/CW Tcvr. 3.5-30	£558.00
544 Digital TRITON IV 200w. SSB/CW Tcvr. 3.5-30	£593.00
570 CENTURY21 70w. CW Tcvr. 3.5-29	£238.50
405 Linear Amplifier. 100w. 3.5-30 MHz	£126.00
210/E (1A) 115/230v. AC, 13v. DC psu for Argonaut	£29.25
251/E (9A) 115/230v. AC, 13v. DC psu for "405	£76.50
262G/E (18A) 115/230v. AC, 13v. DC psu for Tritons	£121.50
212 Crystal 29.0-29.5 MHz for Tritons	£4.50
213 Crystal 29.5-30.0 MHz for Tritons	£4.50
240 Converter 160m. for Tritons	£81.00
241 Crystal oscillator for Tritons	£24.75
242 Remote VFO for Tritons	£135.00
245 CW filter for Tritons	£22.50
249 Noise Blanker for Tritons	£24.75
276 Crystal Calibrator for Century21	£29.25
KR-1A Paddle assembly dual	£33.75
KR-5A Single-paddle keyer. 6-14v. DC	£94.50
KR-50 Ultrasonic keyer dual paddle. 117v. AC/6-14	

ASTATIC MICROPHONES  
(imported and distributed by Radio Shack Ltd.)  
SPECIAL OFFER



**1104C** FET AMPLIFIED BASE STATION  
MICROPHONE WITH SEPARATE  
VOLUME AND TONE CONTROLS. NORMALLY £36.  
LIMITED OFFER AT £27.50

All styles of SPEED-X telegraph keys are constructed with black crackle finish on heavy die cast bases with brass or nickel-plated hardware, smooth, adjustable bearings and heavy duty coin silver contacts.

312-002 Nickel-plated with Navy knob	£7.88
312-003 Nickel-plated with Tune switch	£8.55
312-004 Nickel-plated Navy knob and switch	£9.45
322-001 Navy knob, brass beam	£8.55
322-003 Navy knob, brass tune switch	£9.90
404-002 Code practice set with oscillator	£18.00
SSK-1 Squeeze Key	£18.00
SSK-1 CP Squeeze Key, chrome plated	£24.75
SSK-1K Squeeze Key	£76.50

## BARKER AND WILLIAMSON

(imported and distributed by Radio Shack Ltd.)	
331A Little Dipper 2.30 MHz grid-dip meter	£81.00
334A Dummy load/Wattmeter, 1KW	£135.00
371-1 Wide-range Attenuator	£33.75
375 Protax antenna switch, 6 way	£16.88
377 Coax relay, 115 volts	£15.30
551A Antenna switch 6-way	£15.30
595 Antenna switch 6-way	£16.20

AMECO (imported and distributed by Radio Shack Ltd.)

Equipment	
OCMK Code practice oscillator kit	£12.38
OCMW Code practice oscillator kit wired	£16.20
PLF-2 FET Receiver preamp.	£47.25
PT-2 FET Transceiver preamp. 10-160m.	£67.50

## Morse Code Courses

101-33 Senior Code Course 33rpm Record	£5.40
101-T Senior Code Course Cassette	£6.48
103-33 Advanced Code course 33rpm Record	£2.80
103-T Advanced Code Course Cassette	£3.78
105-33 Gen. class supplementary course 33rpm	£2.80

## Publications

3-01 Radio Electronics Made Simple	£2.00
102-01 Amateur Radio Theory Course	£3.50
23-01 Novice Class Theory Course	£2.50

## HUSTLER ANTENNAS

(imported and distributed by Radio Shack Ltd.)	
MO 1/2 Foldover masts	£13.84
BM-1 Bumper mount	£10.35
C-32 Cam mount	£5.05
C-29 Stainless steel spring	£7.75
RM-10 10m. Resonator	£9.34
RM-15 15m. Resonator	£10.17
RM-20 20m. Resonator	£11.14
RM-40 40m. Resonator	£13.84
RM-80 80m. Resonator	£14.73
SF-2 2m. 5/8 whip	£9.00
DCL Discone VHF/UHF 40-700 MHz. 50ft. coax	£20.47
DCX Discone VHF/UHF 40-700 MHz	£13.74
CG-144 2m. Colinear	£25.25
CG-144 2m. Colinear with mount	£36.00
CG-144 2m. Colinear for base station use	£51.75
4 BTV 10-40m. Vertical	£75.15
RM-80S 80m. High power Resonator	£19.00
OD-1 Quick-disconnect	£10.23
5105 Top section only of QD-1	£7.88
HLM Trunk-lip mount with coax	£12.87

## USE SOLDERLESS CONNECTORS

CAMBRIDGE (imported and distributed by Radio Shack Ltd.)

Fastfit Connectors	
CPF1259-10 PL-259 type for UR-43/UR-76	£0.65
CPF1249-15 Female quick-connectors for UR-43/76	£1.00
CPF1259-7 PL-259 quick-dis. male for UR-43/76	£1.08
CPF15858 Cable splice, twist-on for UR-43/76	£0.97
CPF1259-13 PL-259 for RG-8/UR-67	£0.87

## CUSHCRAFT ANTENNAS

(imported and distributed by Radio Shack Ltd.)	
ABW 144 Big Wheel cover leaf	£16.31
ARX-2 Ringo Ranger 144 MHz	£24.19
AR-2 Ringo Vertical 144 MHz	£14.34
AR-25 High Power Ringo 144 MHz	£16.88
ARX-450 Ringo Ranger 435 MHz	£24.19

## HAL COMMUNICATIONS CORP.

(imported and distributed by Radio Shack Ltd.)	
Electronic TTY System	
DS-3000 KSR version 3.X (ASCII/Baudot/Morse)	£1,285.20
DS-3000 KSR version 2.X (ASCII/Baudot)	£972.00

We also import and distribute: RMS, HYGAIN, CDE, VIBROPLEX, BARLOW-WADLEY, METRON OMEGA-T and PRESTEL.

T-UG9-D104 Golden Eagle gold-plated transistorised	£69.75
T-UPG-D104 Silver Eagle chrome-plated transistorised D104	£49.50
UG8-D104 The famous Crystal D104	£31.50
T-UG9-D104 Transistorised amplified D104 grip-t-t	£40.50
T-UPG-D104 Transistorised amplified p.t.t. (grey or black)	£45.00
525 DL6 Dynamic Hand Microphone. 400 Z	£12.15
400 Dynamic Hand Microphone. "Buckeye"	£5.85
565 M6 Hand Microphone FET amplified. "Mariner"	£31.50
C104-M Hand Microphone D104 FET amp. 4-wire	£24.30
D104-M6 Hand Microphone D104 FET amp. 6-wire	£28.35
555 4-wire Hand Mic. noise-cancelling "Trucker"	£21.60
557 6-wire Hand Mic. noise-cancelling "Trucker"	£26.10
531 Hand Mic. mobile. High Z	£7.65
539 Hand Mic. mobile. noise-cancelling	£7.65
1104C Desk Microphone FET amplified	£36.00
VHF MOBILE WHIPS	
B5 BANTEK 2m. 5/8 fibreglass whip	£8.16
MAGNETIC MOUNT for above	£10.40
MA-41 DA1WA 2m. 1/2 wave gutter-mounting	£8.43
AS-GM ASAHI gutter mount	£2.80
ESSE-8U CALLETTI 2m. 5/8 whip standard mt.	£12.00
GP-8V Base CALLETTI 2m. 5/8 whip gutter-mounting	£12.00
TAS JAYBEAM 2m. GROUND PLANE 4 radials	£13.95
B5 JAYBEAM 2m. 5/8 whip with 4m. coax	£13.00
NSCELLANEOUS	
SR-9 VHF marine receiver 156-162 MHz	£58.50
NR-56 2m. FM receiver tunable/crystal	£54.00
MS-2 Seiwa 2m. pocket scanner 4 channels	£77.10
AMR-217B 2m. scanner receiver with 8 crystals	£106.87
(each) Crystals for NR-56	£2.40
EK-150 KATSUMI keyer 240v. AC/12v. DC	£60.75
SWR-10 Single-meter swr/power meter	£9.50
SWR-25 Twin-meter swr/power meter	£10.80
SWL A.T.U. mk. 1 2-30 MHz	£17.50
SWL A.T.U. mk. 2 550 kHz-30 MHz	£25.00
H-13 Headphones 4-16 ohms	£11.25
H-10 Headphones 8-16 ohms	£6.75
MF-455-10CK KOKUSAI mechanical filter (no crystals)	£18.00
Type F MORSE KEYS ex-government	£1.62
ME-5 Ribbed polypropylene insulators	£0.20
HW-100 Mod. kits for HEATHKIT HW-100	£4.05

WE ALSO STOCK:

G-WHIP MOBILE ANTENNA RANGE ICOM  
SHURE MICROPHONES MICROWAVE MODULES  
JAYBEAM ANTENNAS CO-AXIAL & CONTROL CABLE

# SPRING CLEARANCE SALE

All prices include VAT

VENUS S22. SLOW SCAN TV MONITOR ... ..	£130.00
F-I SINGLE FRAME CASSETTE ...	£1.00
T-G GREY SCALE CASSETTE ...	£1.00
V-I VIEWING HOOD ... ..	£2.50
P-I POLAROID ADAPTOR ... ..	£5.00

ROBOT VIEWING HOOD ... ..	£3.50
70A TO 70B MOD. KIT ... ..	£5.00
KW DC PSU FOR 2000A/B/E ...	£49.50
HY-GAIN HAM CAT MOBILE ANTENNA MAST WITH 10 and 15M. RESONATORS ... ..	£10.00
75pF VARIABLE VACUUM CAPACI- TOR ... ..	£2.50
100pF VARIABLE VACUUM CAPACI- TOR ... ..	£2.50
NUCLEAR ELECTRONICS SIGNAL GENERATOR. 10-420 MHz ...	£95.00
RC-460/S GEC SYNTHESISER ...	£95.00
ACA-I CARINGELLA AUDIO COM- PRESSOR ... ..	£15.00
ACA-I K CARINGELLA AUDIO COMPRESSOR KIT ... ..	£10.00
STR-I STANDARD TIME RECEIVER 5/10/15 MHz ... ..	£15.00
STR-IK STANDARD TIME RECEIVER. 5/10/15 MHz. KIT ...	£10.00
REDIFON LONG WIRE TUNER. 1.5-22 MHz ... ..	£55.00
WATERS 372 CLIPREAMP ... ..	£5.00

HEATH IM-25 VOM ... ..	£25.00
RACAL SA-520. 100 MHz COUNTER TIMER ... ..	£49.50
RANK BUSH MURPHY. TV PATTERN GENERATOR ... ..	£25.00

## USED EQUIPMENT

KW 204 ... ..	£175.00
KW 2000B + AC ... ..	£225.00
KW-4B VFO ... ..	£35.00
ATLAS 180 ... ..	£250.00
ATLAS 220-CS CONSOLE ... ..	£95.00
PACKAGE DEAL, THE PAIR ...	£325.00
TR-4C + AC-4 + MS-4 ... ..	£399.00
TR-4CW + AC-4 + MS-4 ... ..	£449.00
FTDX-401 ... ..	£295.00
TRIO TX 599 ... ..	£185.00
TRIO JR599 ... ..	£185.00
PACKAGE DEAL, THE PAIR ...	£350.00
TEN TEC PM3 ... ..	£25.00
DRAKE R-4C ... ..	£295.00
DRAKE R-4C ... ..	£325.00
DRAKE T-4XC + AC-4 ... ..	£375.00
DRAKE L-4B ... ..	£575.00
SWAN SS-200 10/80. 200 WATT TRANSCEIVER. ALL SOLID STATE + AC ... ..	£325.00

BRAND NEW  
**YAESU FL-101**  
REGULAR PRICE £380.25  
OUR PRICE TO CLEAR ... £295.00

See our ad. on pages 80 and 81

## LOTS MORE ODDS AND ENDS FOR CALLERS!

SECURICOR

DRAKE SALES SERVICE

HIRE  
PURCHASE



# Radio Shack Ltd

188 BROADHURST GARDENS, LONDON NW6 3AY

Just around the corner from West Hampstead Underground Station

Telephone : 01-624 7174

Cables : Radio Shack, London NW6. Telex : 23718 Radack G. Giro Account No. 588 7151  
Open Monday-Friday 9-5, Saturday 9-12.30. Closed for lunch 1-2





## We'll put you on the air.

Learn how to become a radio-amateur in contact with the whole world. We give skilled preparation for the G.P.O. licence.

**Free!**

Brochure without obligation to:

### British National Radio & Electronic School

P.O. Box 156, Jersey, Channel Islands.

NAME \_\_\_\_\_

ADDRESS \_\_\_\_\_

SWE 4

Block caps please

## NEW . . . Exclusively for the ICOM IC240 SUPER - SCAN

HERE'S THE PRODUCT THAT INCREASES THE VERSATILITY OF YOUR IC-240. ADDS A WHOLE NEW DIMENSION TO 2 METRE FM FOR IC-240 OWNERS.



- ★ Scans 40 channels in 25 kHz steps from 145-000 when scan mode is selected.
- ★ Locks out unwanted occupied channels at a touch of a button.
- ★ Adjustable scan rate.
- ★ Adjustable pause period.
- ★ Manual mode feature lets you tune 144-000-147-975 MHz in 25 kHz steps and manually select a desired channel.
- ★ Automatic safeguard on out of band transmission.
- ★ Automatic  $\pm 600$  kHz shift of transmit frequency when repeater mode is selected.
- ★ Large six digit display shows frequency to 5 kHz.
- ★ Display always shows frequency in use including transmit frequency when PTT is operated.
- ★ Easy installation.
- ★  $\pm 9$ v. available when repeater down mode is selected.
- ★ State of the art CMOS logic.
- ★ Dimensions approximately 6" w. by 1-1/4" h. by 5-5/8" d.
- ★ Available NOW.
- ★ Low, affordable price.

**£69.00 Plus 12 $\frac{1}{2}$ % VAT**

Contact :— **THANET ELECTRONICS, HERNE BAY — FOR FURTHER DETAILS**  
**LEE ELECTRONICS, LONDON W2**  
**J. YU, 21 LANGLEY AVENUE, SURBITON, SURREY KT6 6QN**

# ADVANCED PRODUCTS FOR THE DISCERNING AMATEUR

## FREQUENCY-AGILE AUDIO FILTER MODEL FLI



A versatile bandpass or band-reject filter with fully variable bandwidth and centre frequency plus unique search/lock/track capability for automatic removal of heterodyne whistles. Improves reception of CW, RTTY, and SSB. Connects between receiver and loudspeaker.

## R.F. SPEECH CLIPPER MODEL RFC



Processes speech as a SSB signal at 60 kHz to increase its ratio of average to peak levels without adding harmonic distortion. Improves talk power of SSB, FM, and AM transmitters without increasing the peak transmitted power. Connects between microphone and transmitter. (See articles by Dr. D. A. Tong, *Wireless World*, Feb. 1975, 79-82 and Oct. 1976, 77-81).

## UP-CONVERTER MODEL UC/1



Adds full receiving coverage from 90 kHz to 30 MHz to existing receivers or transmitters tuning 28-29 MHz or 144-145 MHz. The full range is covered in thirty 1 MHz wide synthesiser controlled segments. Also works as a two-metre converter. Connects between receiver and antenna.

## MODEL AD170


A compact active receiving antenna covering 100 kHz to 70 MHz without tuning or matching units. Please see previous ads. for full description, or send for data sheet. MODELS MPU AND MPU/I Mains power units for FLI, UC/1 or AD170. MPU has integral 13A mains plug, MPU/I has 18" mains lead.

**PRICES:** (NOT INCLUDING VAT): AD170 £29.50, MPU and MPU/I £5.50, AD170 + MPU or MPU/I special package price £33.00, FLI £53.00, UC/1 £105.00, RFC £40.00, RFC/M £21.50 (PCB version of RFC).

All prices are subject to VAT at 12½%. Prices include delivery within U.K. More data on any product plus complete price list showing accessory leads, etc., available on request.


**DATONG ELECTRONICS LIMITED**  
Spence Mills, Mill Lane, Bramley, Leeds LS13 3HE. Tel: Pudsey (0532) 552461.

## You'll find the best in the free Heathkit Catalogue.



### HA-201 2 Metre Amplifier

- \* Up to 10W output from 1.5W input
- \* Fully automatic
- \* Ideal for hand-held or portable rigs
- \* Assembled in 1 to 2 hours
- \* £21.79




### SW-717 Short Wave Radio

- \* 4 bands
- \* Solid state circuitry
- \* Advanced design
- \* 120 or 240V operation at 50-60Hz
- \* Takes about 5 evenings to assemble
- \* £81.17 including postage

Everything you need is in the Heathkit catalogue. More than 200 kits for radio and electronics enthusiasts.

The features and specifications are excellent but they are easy to build and your success is guaranteed. Use the coupon now.



### HD-1416 Code Practice Oscillator

- \* Easy to assemble
- \* 9V battery operation
- \* Built-in speaker
- \* Volume and tone control
- \* £10.32

## Send for your free Heathkit Catalogue!

To: Heath (Gloucester) Limited, Department SW4/78  
Bristol Road, Gloucester, GL2 6EE.

Please send a copy of the Heathkit Catalogue. I enclose 11p in stamps to cover postage only.

Name \_\_\_\_\_

Address \_\_\_\_\_

HEATH  
**Schlumberger**

The world's biggest producers  
of electronic kits.

N.B. If you are already on the Heathkit mailing list you will automatically receive a copy of the latest catalogue without having to use this coupon.

ACCESS AND  
BARGAIN CARD  
WELCOMED

There are Heathkit Electronics Centres at 233 Tottenham Court Road, London (01-636 7349) and at Bristol Road, Gloucester (Gloucester 29451).

# J. BIRKETT Radio Component Suppliers

## 25 THE STRAIT . LINCOLN . LN2 1JF

Telephone: 20767

**DAU TRIMMERS.** 2 to 9pf at 10p, 5 to 38pf at 10p, 6 to 45pf at 10p, 8 to 125pf at 12p, 8 to 140pf at 12p.  
**MULLARD TRIMMERS.** 809-09-002 Type I.8 to 10pf at 10p, 809-09-001 I to 3.5pf at 10p. Both semi-airspace. Suitable for R.T. use.  
**EIRE CDFT 100-107 DISCOIDAL 1000pf FEED THRU's** at 8p each.  
**VARIABLE CAPACITORS.** Direct Drive. 5pf at 75p, 10pf at 75p, 15pf at 75p, 30pf at 85p, 50pf at 85p, 125 + 125pf at 15p, 100 + 200pf at 55p, 180 + 180pf at 60p, 200 + 200 + 25 + 25pf at 55p, 500 + 500pf at 60p.

**SMALL RT TELESCOPIC AERIALS** at 60p.  
**12 ASSORTED BRANDED VHF FETS** for £1.  
**400mW UNMARKED GOOD ZENERS.** 3.6v., 6.8v., 10v., 11v., 12v., 13v., 16v., 24v., 30v., 33v., 36 volt. All at 10 for 40p.  
**MINIATURE SUFLEX CAPACITORS.** 125v.w., 10pf, 12pf, 15pf, 20pf, 25pf, 30pf, 50pf, 56pf, 100pf, 120pf, 150pf, 300pf, 500pf. All at 20p doz.

**MULLARD PRE-AMPLIFIER I.C. TAA 435** at 40p.  
**ITT CAPACITORS PMT-2R.** .1uf 100v.w. at 20p doz.  
**HIGH CAPACITOR TUNING VARACTOR DIODES.** 300pf Untested. 10 for 57p.

**1000uf 40v.w. ELECTROLYTICS** at 3 for 35p.  
**GENERAL PURPOSE P CHANNEL FETS** at 10 for 75p.  
**SOLDER-IN FEED THRU CAPACITORS.** 6.8pf, 300pf, 1000pf. All at 20p doz.

**50 ASSORTED TRANSISTOR ELECTROLYTICS** for 57p.  
**IN 4148 or IN 914 SILICON DIODES** at 3p or 6 for 15p.  
**TAA 661 I.F. I.C.** By Rosem at 50p.  
**60 ASSORTED WIRE WOUND RESISTORS.** 1 to 10 Watts at 57p.

**50 VHF VARI-CAP DIODES.** Untested for 57p.  
**X BAND PINN DIODES** with data at £1-65.  
**X BAND TUNING VARACTOR DIODES.** 1 to 2pf or 2 to 4pf. Both £1-65 each.

**X BAND DETECTOR DIODES** like SIM2 or AAY51 at 25p each.  
**3/16" COIL FORMERS** with core at 5p each or 6 for 25p.  
**ELECTRO MICROPHONE INSERTS** with FET Pre-Amp at £1-85.  
**10 ASSORTED MULTI-TURN TRIM POTENTIOMETERS** for 60p.

**20 UNMARKED 2N 706 TYPE TRANSISTORS** for 57p.  
**MAINS TRANSFORMERS.** 240 volt Input Sec. 25 volt 1 amp Tapped at 14v. at £1-25 (& P 25p).

### RCA R.F. TRANSISTORS

Type 40280  
 7 Watt 18 volt 550 MHz  
 at £1-20 each

### VHF FREQUENCY MULTIPLIER DIODES

Type VMC 66M  
 0.5 Watt in Freq. in 0.04 GHz.  
 Out 0.4 GHz  
 Price 45p

### MOTOROLA WIDE BAND AMPLIFIER I.C.

Type MC 1350  
 with data at 50p

RCA FM IC's  
 Type CA 3089Q  
 at £1-10

### CRYSTAL FILTER 10.7 MHz

Type 923B B.W. ± 7.5 kHz  
 at £5 each

### VERNITRON FM4 10.7 MHz CERAMIC FILTERS

at 50p ea.  
**CRYSTAL FILTER 10.7 MHz**  
 Type 445 LQ6 B.W. ± 7.5 kHz  
 at £5 each

**COMMUNICATION SERIES OF I.C.'s.** Untested consisting of 3 x R.F., 1 x I.F., 2 x AGC, 2 x VOGAD, 1 x Mike Amp, 2 x Double Balanced Modulator, 1 x Mixer. The 12 I.C.'s with data for £3. Separate I.C.'s at 27p each.

**TRIPLE DEMODULATOR I.C.** AM, SSB, FM with data untested at 30p.

**AF AMPLIFIER, VOGAD IC WITH SIDETONE.** Untested with data at 30p.

**SSB DETECTOR, AM DETECTOR, AGC GENERATOR.** Untested with data at 30p.

**UHF-VHF 12 VOLT AERIAL CHANGE-OVER RELAY** at £4-60.

**50 BC 107-9 TRANSISTORS.** Assorted, untested, for 57p.  
**SUB-MINIATURE AIRSPACED TRIMMERS.** 5pf at 18p, 10pf at 22p.

**SUB-MINIATURE TANTALUM CAPACITORS.** 4.7uf 10v.w. at 5 for 25p.  
**SUB-MINIATURE LEADLESS DISC CERAMICS.** .1uf 12v.w. at 4p each.

**MOBILE IN LINE FUSE HOLDERS** at 22p each.  
**50 ASSORTED TANTALUM CAPACITORS.** Assorted for £1-50.  
**10 AMP S.C.R.'s.** 100 PIV at 25p, 400 PIV at 50p, 800 PIV for 60p.  
**8uf 300v.w. ELECTROLYTICS** at 10 for 57p.

**MINIATURE CERAMIC TRIMMERS.** 2.5 to 6pf, 0 to 8pf, 3 to 10pf, 4.7 to 20pf or 30pf. All at 10p each.

**200 ASSORTED 1/2, 1 watt RESISTORS** for 75p.  
**LARGE FLANGE 1000pf SOLDER-IN FEED THRU's** at 6 for 18p.  
**McMURDO 8 PIN PLUGS** at 20p, 8 PIN SOCKETS at 20p, COVERS at 15p.

**EIRE REDCAP SUB-MINIATURE.** .01uf 100v.w. at 5p each.  
**BAW62 HIGH SPEED SILICON DIODES.** 12 for 35p.  
**RCA VERSION OF BFY90 (2N 2857) TRANSISTOR** at 55p each.  
**100 POLYSTYRENE CAPACITORS.** Assorted for 57p.

**MOS PRE-AMPLIFIER I.C.** Type TAA 350 with circuit at 35p.  
**AUDIO I.C. LM 380** with circuits at 80p.  
**T.V. S.A.W. FILTERS.** Untested. 3 for 35p.  
**100 3/16" COIL FORMERS.** Less core for £3.  
**30 ASSORTED 10XJ CRYSTALS.** 5100 to 7900 kHz for £1-10.  
**NKT 214 TRANSISTORS.** Equivalent to OC 71 at 10p, 6 or 50p.

**72 MHz I.F. TRANSFORMERS.** 3" x 3" x 3" at 15p each.  
**BD 187 4 AMP NPN POWER TRANSISTORS** at 25p, 5v. for £1.  
**TUBULAR TANTALUM CAPACITORS.** 47uf 35v.w., 1.5uf 20v.w., 2.2uf 20v.w., 68uf 15v.w., 100uf 20v.w. All at 5p each, 6 for 25p.

**1 AMP POWER TRANSISTORS.** BCX36 at 12p, BCX37 at 10p.  
**TEXAS S.C.R.'s.** TIC 47, 200 PIV 300mA at 18p each.

**6 WATT WIRE POTENTIOMETERS.** 1.2K at 22p each.  
**TUNING CAPACITORS** with Slow Motion Drive. 300 + 300p at 55p, 500 + 500 + 25 + 25pf at 55p, 250 + 250 + 25 + 25pf at 75p.

**5 TURN POTENTIOMETERS.** 5K, 10K, 20K. All at £1 each.  
**TO39 5 WATT DARLINGTON NPN TRANSISTORS** at 20p 3 for 50p.

**100 DISC CERAMICS ASSORTED** for 57p.  
**25 PRE-SET VARIABLE RESISTORS.** Assorted for 57p.  
**20 FT 241A CRYSTALS.** 96th Harmonic 72 to 98 MHz. Assorted £1-10.  
**TBA 1205 FM I.C.** Untested with data at 6 for 60p.

**BUTTERFLY PRE-SET VARIABLE CAPACITORS.** Spindles easily extend. 25 x 25pf at 50p, 38 x 38pf at 60p, 38 x 38pf wide spaced at 65p.

**I.C. SOCKETS.** 8 Pin, 14 Pin, 16 Pin, 18 Pin. All at 15p each.  
**2.5 GHZ DUAL NPN TRANSISTORS.** Untested with data at 4 pair for 57p.

**SOLDER-IN TUBULAR TRIMMERS.** 3pf, 6pf, 8pf, 12pf at 5p.  
**FT 243 CRYSTALS.** 6040, 8100 at 75p each; 7620, 7720, 7900, 7965, 7, 8167, 8233, 8300, 8366, 7, 8463, 8555, 8716, 7, 8841. All at 40p each.

**50 ASSORTED TANTALUM BEAD CAPACITORS** for £1-50.  
**FM FRONT END.** 88 to 108 MHz with conversion data to Aircraft Band or 2 metres.

**MULLARD 10.7 MHz PLUS 455 kHz MODULE.** For use with above at £4.  
**MULLARD NUT FIXING TUBULAR TRIMMERS.** 18pf at 15p.

**MULLARD TRIMMERS.** 809-09-002 1.8 to 10pf at 10p.  
**MULLARD TRIMMERS.** 809-09-001 1 to 3.5pf at 10p.

**TRANSFORMERS.** 240 volt Input Type 2. 22 volt 300mA, 7.5 volt 1 Amp at 99p (20p P & P). Type 4. 9 volt 500mA at 88p (20p P & P). Type 5. 12v, 300mA at 88p (20p P & P). Type 6. 50 volt 2 Amp, 45 volt 500mA at £3-50 (85p P & P). Type 7. 20 volt 1 Amp Twice, 10 volt 1 Amp Twice at £4-50 (95p P & P). Type 9. 14 volt 2 Amp at £1-60 (25p P & P). Type 10. 20 volt 1.5 Amp, 6 volt 1 Amp at £1-60 (25p P & P). Type 12. 22 volt 1 Amp, 7.5 volt 500mA at £1-60 (25p P & P). Type 13. 22 volt 1 Amp, 24 volt Tapped at 6 volt 500mA at £1-30 (25p P & P). Type 14. 22 volt 1 Amp, 7.5 volt 500mA, 6 volt 1 Amp at £1-60 (25p P & P).

**PL 259 PLUG WITH Cable Adaptor** at 50p.  
**ELECTROLYTIC CAPACITORS:** 20 + 20uf 450v.w. at 20p, 32 + 32uf 275v.w. at 10p, 32 + 32uf 450v.w. at 20p, 50 + 50uf 275v.w. at 15p, 2200uf 100v.w. at 60p, 3300uf 40v.w. at 50p, 4700uf 63v.w. at 60p.

**DIVIDE BY 2 300 MHz COUNTERS** with data at 65p.  
**DIVIDE BY 4 150 MHz COUNTERS** with data at 65p.  
**CRYSTALS.** 10XJ 600 kHz at 50p, 7 MHz at 60p, 8 MHz at 60p.

**SUB-MINIATURE LOUDSPEAKERS.** 1 1/2" dia., 8 ohm at 75p.  
**GENERAL PURPOSE FETS.** E111 at 12p, 5 or 50p, E112 at 10p, 5 for 45p, E113 at 12p, 5 for 85p, E174 at 22p, 5 for 85p. VHF J130 at 20p.

**MINIATURE ROTARY SWITCHES.** 2P 4 way at 20p, 3 Pole 3 way at 40p, IP 11 way at 40p.  
**LD130 L to D CMOS CONVERTER** with data at £6.  
**SILICON DIODES.** 400 PIV 1.2 amp at 57p, 600 PIV 2 amp at 10p.  
**HIGH CAPACITOR TUNING VARACTOR DIODES.** 300pf Untested. 10 for 57p.

**DIE CAST ALLOY BOXES.** 4 x 2 x 1" at 55p, 4.7" x 2.7" x 1 1/2" at 65p, 4 1/2" x 2.9 1/16" x 1 9/16" at 85p, 6" x 3 1/8" x 2" at £1-15.  
**FERRANTI ZTX 108 TRANSISTORS.** 7 for 50p.  
**PRECISION PISTON TRIMMERS.** 0 to 20pf at 22p, 0.8 to 28pf at 33p.

**COMPRESSION TRIMMERS.** 10pf, 30pf, 50pf, 500pf, 1000pf. All at 10p each.  
**100-0-100uf 1 1/2 x 1 1/2" TUNING METER** at 90p.

**MULLARD ELECTROLYTICS.** 2240uf 40v.w. at 40p, 4500uf 25v.w. at 40p, 5000uf 10v.w. at 15p, 6400uf 16v.w., at 25p, 8000uf 10v.w. at 25p.

**DUAL GATE MOS FET LIKE 40673** at 33p, 4 for £1-10.  
**50 ASSORTED 2 WATT ZENERS.** Untested for 57p.  
**OP-AMPS 741** at 25p each, 5 for £1.


Please add 20p for post and packing unless otherwise stated on U.K. orders under £2. Overseas orders at cost.

# TECHNICAL ASSOCIATES COMMUNICATION AIDS

64 CRIMPLE MEADOWS, PANNAL, HARROGATE, N. YORKS. TEL. HARROGATE 870248


**RX BAND PASS FILTER** ★ 9 integrated circuits ★ 1 watt O/P stage ★ headphone socket ★ 8 switched positions of filter ★ high pass—2.5 kHz-2.00 kHz-1.5 kHz-200 Hz-110Hz-80Hz. ★ Bandwidths selected for optimum readability on AM, 5SB, FM, CW ★ giving the operator total control over bandwidth and QRM conditions ★ makes the poor RX superb and the superb RX better ★ runs from any supply from 9v. to 15v., £26.00 + VAT (12½%) + 50p P. & P.

**PRINTED CIRCUIT MODULE** including rotary switch, £15.00 + VAT (12½%) + 25p P. & P. (Type B.P.11).




**AUDIO COMPRESSOR** ★ Suitable for 5SB/AM/FM ★ pure compression, no clipping! ★ 24 to 26dBs of compression, with less than 1% distortion ★ variable decay time, on front panel ★ variable noise gate on front panel prevents ambient noise level tripping vox or being tx in pauses in speech ★ all functions routed to output in "off" position ★ goes between mic and tx no mods involved ★ these compressors have been tested alongside commercial rf clippers, the only difference at the receiving end was superior audio quality, £24.00 + VAT (12½%) + 50p P. & P.

**PRINTED CIRCUIT MODULE.** Supply your own case and knobs. Assembled and tested. Type A.C.I. £14.00 + 12½% VAT + 25p P. & P.



**RX PEAK AND NOTCH FILTER** ★ no gimmicks ★ all integrated circuits ★ will clear QRM in seconds ★ 1 watt o/p stage ★ headphone socket ★ goes between RX and loudspeaker ★ by-pass switch ★ notch-width control for optimum width of notch ★ tune control allows you to put the notch or peak where you want it ★ runs from any supply from 9v. to 15v. ★ will also peak up CW signals, £26.00 + 12½% VAT + 50p P. & P.

**PRINTED CIRCUIT MODULE.** Including all pots and switch. Assembled and tested. £15.00 + VAT (12½%) + 25p P. & P. (Type P.N.I.)




**THE TECH ASSOCIATES PRE-SELECTOR.** Peaks all signals. amateur bands + broadcast bands ★ tunable from 1.6 MHz to 31 MHz ★ three switched bands ★ R.F. gain control to prevent strong station overload ★ 5.0, 259 I/P and O/P sockets ★ three transistors F.E.T. R.F. amp + bi-polar emitter follower for 50-75 Ω O/P ★ two types available.

★ **TYPE 1** with ant. changeover relay for transceiver use, £26.00 + 12½% VAT + 75p P. & P.

★ **TYPE 2** for 5.W.L. without ant. relay, £23.00 + 12½% VAT + 75p P. & P.

**XTAL CALIBRATOR** + deluxe unit with seven ranges down to 1 kHz ★ 5 switch selected from front panel ★ 1 MHz-500Hz-100 kHz-50kHz-10kHz-5kHz-1 kHz ★ Radiates from its own 8 inch ant. ★ Markets usable from 1 MHz to UHF ★ Complete with ant., ready to use, just connect a 9v. battery. £20.00 + VAT (8%) + 25p. P. & P.



## CRYSTALS, OVER 50,000 IN STOCK. £3ea., LESS 25% 2 OR MORE

Why wait weeks or months? We send first class return post. Please note new price of crystals, first increase since 1974!

62H receiver crystals for air and 2m. band ... .. £3 each. Less 25% 2 or more

**CRYSTALS TYPE HC6U AND 4039.** 2028 2142 2144 2146 2148 2153 2155 2157 2159 2163 2165 2170 2172 2174 2176 2207 2209 2210 2212 2214 2216 2219 2223 2226 2442 2449 2454 2552 2604 2620 2624 2626 2635 2643 2647 2650 2654 2658 2662 2665 2677 2680 2684 2688 2695 2710 2718 2737 2757 2758 2762 2769 2783 2786 2985 3139 3143 3154 3158 3161 3169 3181 3182 3192 3188 3196 3203 3207 3210 3217 3231 3253 3256 3258 3263 3266 4366 3271 3273 3276 3452 3459 3466 3467 4695 4708 5536 5559 5943 5946 6523 6549 6569 6602 6605 7174 7547 7558 8465 8700 3087 3092 3098 3103 3109 3114 3120 3125 3131 3137 3142 3148 131 3127 3142 5536 5559 5943 5946 6523 6549 6569 6602 6605 7174 7547 7558 8465 8700 3087 3092 3098 3103 3109 3114 3120 3125 3131 3137 3142 3148 3153 3159 3164 3170 3175 3187 5800 5933 8150 8200 8250 8300 8350 8400 8450 8500 8600 8650 8750 8800 8850 8950 9050 9100 10024 10135 10246 10357 10468 10579 10690 10801 10913 11024 11135 11246 11357 11468 11579 11690 11801 11913 44275 45275 46275 47275 48275 49275 50275 51275 52275 53275 54275 55272 56275 57275 kHz.

**CRYSTALS TYPE BTG.** 2854 2868 2889 2910 2938 2945 2987 3023 3404 3411 3432 3446 3467 3481 4220 4575 4654 4668 4703 5491 5499 5506 5551 5581 5584 5599 5604 5611 5649 5654 5659 5671 5680 5691 5692 5695 5697 6510 6537 6540 6552 6557 6567 6590 6612 6627 6640 6642 6652 6657 6662 6664 6667 6677 6679 6672 8841 8842 8845 8854 8862 8871 8879 8896 8930 8932 8916 8947 8967 8973 8983.

**VALVES BY THE THOUSAND,** octals, UX, B4-5-7-9, B7g, B9A, B9G, etc., suitable for AR88, CR100, CR150, Command, E358, HRC, RAIB & J, R107, R1155, R1475, 5P400, 5P600, 5X17, and many other receivers. Send list of valve requirements for quotation.

## BAGINOTON ELECTRONICS

COVENTRY AIRPORT  
Tel. (0203) 302449

S.A.E.  
ALL  
ENQUIRIES



# C&C electronics

10 WEST PARK, LONDON SE9 4RQ

Telephone : 01-852 9397



# SENSATIONAL VALUE IN QUARTZ CRYSTALS

We are now re-introducing our crystals at realistic prices. We can't promise how long this offer will last so buy now to take advantage of quality quartz crystals at realistic prices. We also continue to offer 1 off crystals over the complete range from 30 kHz to 216 MHz, so for a comprehensive crystal service for amateurs and professionals alike C & C is the answer.

## 2 METRE FM CRYSTALS

Specification normally  $\pm 30$ ppm  $-30$  to  $+60^\circ\text{C}$ ,  $\pm 10$ ppm at  $25^\circ\text{C}$  in HC6, HC18 and HC25/U holders. When ordering please give crystal's load capacity and holder or specify equipment in which crystals are to be used.

TX 4 to 4.06 MHz, 6 to 6.084 MHz, 8 to 8.12 MHz, 12 to 12.17 MHz, 18 to 18.25 MHz, RX 10.25 to 10.4 MHz, 11.1 to 11.28 MHz, 14.81 to 15.04 MHz, 44.43 to 45.10 MHz, 51.56 to 52.24 MHz.  
If not in stock delivery normally 4 to 5 weeks ... PRICE £1.95

## CRYSTALS FOR JAPANESE TRANSCEIVERS 2 METRES AND 70cm.

Crystals supplied to the above specification for your 2 metre and 70cms. transceivers, if not covered by the above category. Delivery 4 to 5 weeks. ANY FREQUENCY INCLUDING MARINE CHANNELS PRICE £2.25

## PYE POCKETPHONE RECEIVE CRYSTALS

HC18/U between 84.46 and 84.86 MHz  $\pm 10$ ppm at  $25^\circ\text{C}$ . Delivery 4 to 5 weeks. ... PRICE £2.50 (TX crystals £1.95)

## CONVERTER CRYSTALS IN HC18/U

96-0000, 101-0000 and 116-0000 MHz in stock ... PRICE £2.95

## TONE BURST AND IF CRYSTALS IN HC18/U

7.168 MHz for 1750 kHz and 10.245 MHz for 10.7 MHz IF. PRICE £2.25

## EQUIPMENT SUPPLIERS

Please note we can supply crystals suitable for VHF transceivers. 5ave delivery worries and pay in STERLING. 101 off same frequency. PRICE £1.10/crystal

LOW FREQUENCY STANDARDS (8% VAT) 100 kHz in HC13/U. £2.95. 1000 kHz in HC6/U ... PRICE £2.80

CRYSTAL SOCKETS HC6/U and HC25/U ... PRICE 16p

All prices include postage to UK and Irish addresses. Crystals supplied to any specification for industrial, mobile radio or marine use, etc. State equipment/ specification when enquiring. Please send postage stamp with all enquiries. PRICES ARE EX VAT PLEASE ADD 12½% UNLESS OTHERWISE STATED

## I OFF CRYSTAL PRICES

Group	Frequency	Load Capacity	Price	
1.	0-030 to 0-069	100ppm	£14.25	
2.	0-100 to 0-369	100ppm	£9.75	
3.	0-370 to 0-730	100ppm	£10.00	
4.	0-731 to 1-499	100ppm	£9.75	
5.	1-500 to 1-999	30ppm	£3.45	
6.	2-000 to 3-999	30ppm	£3.00	
7.	4-000 to 20-999	30ppm	£2.85	
8.	21-000 to 24-000	30ppm	£3.25	
9th Overtones	21-000 to 63-000	30ppm	£2.85	
5th Overtones	10	60-000 to 104-999	30ppm	£2.95
	11	105-000 to 119-999	30ppm	£8.25
	12	120-000 to 130-000	10ppm	£12.00
5th, 7th and 9th Overtones	130-001 to 216-000	10ppm	£20.00	

Unless otherwise requested fundamentals will be supplied with 30pf load capacity and overtones for series resonance operation. HOLDERS 30 kHz to 200 kHz HC13/U, 170 kHz to 196-000 MHz HC6/U, 4-000 to 216-000 MHz HC18 or HC25/U. Prices on application for other holders. DELIVERY Groups 1 to 4, 12 and 13 — 6 to 8 weeks Groups 5 to 11 — 4 to 5 weeks. Please state holder required when ordering.

## DISCOUNTS

5% mixed frequency discount for 5 or more crystals within any price group. For orders of same frequency and specification discounts start at 5 off in groups 1 to 4, 12 and 13. In all other groups discounts start at 10 off. Special rates for bulk purchase schemes including free supply of crystals for UK repeaters.

27 MHz CRYSTALS IN HC18 or HC25/U For EXPORT or radio control applications, small quantities PRICE £1.50/crystal. For larger quantities, price on application.

## R. T. & I. ELECTRONICS LTD.

where equipment is fully overhauled

EDDYSTONE EC10 MK1 Receiver	£110.00 (£2.00)
HAMMARLUND HQ170A. B.S. Receiver	£180.00 (£4.00)
EDDYSTONE 940	£170.00 (£4.00)
KW201 B.S. Receiver	£130.00 (£4.00)
KW202 B.S. Receiver	£185.00 (£4.00)
KW Vespa Transmitter	£115.00 (£4.00)
NATIONAL NC190 Receiver	£80.00 (£3.00)
EDDYSTONE 940 Receiver	£170.00 (£4.00)
EDDYSTONE EB35 Receiver	£100.00 (£3.00)
EDDYSTONE EC10 MK2 Receiver	£140.00 (£2.00)
EDDYSTONE 840C Receiver	£80.00 (£4.00)
HAMMARLUND SP60JX Receiver	£180.00 (£4.00)
YAESU MUSEN FRG-7 Receiver	£120.00 (£3.00)
TRIO R-300 Receiver	£125.00 (£3.00)

We are MAIN DISTRIBUTORS for AVO, MEGGER, TAYLOR and SULLIVAN INSTRUMENTS

All types of AVOMETERS and MEGGERS, normally in stock also accessories and spares

NEW DIGITAL AVOMETER TYPE DA116 in stock ... £99.00 Send for details.

We also repair all types of instruments Trade and Educational enquiries invited

S. G. BROWN'S HEADPHONES. Type "F" 120 ohm, 2000 ohm, 4000 ohm, £14.50 (£1.00); Rubber Earpads for same, £1.32 per pr. (40p); Standard Jack plugs, 24p (4p).

## SINCLAIR DIGITAL MULTIMETERS

DM2	£49.00 (£1.20)
PDM35	£29.95 (65p)
Mains adaptor for either model	£3.00 (70p)
Carrying case for DM2	£3.00 (70p)

YAESU MUSEN FRG-7 Receiver in stock ... £145.00 (£3.00)

YAESU MUSEN FT-221-R Transceiver ... £339.00 (£4.00)

In present conditions we regret that all prices are subject to alteration without notice.

NOTE: 12½% VAT must be added to all prices, new and secondhand, except Test Equipment which is 8% inc. carr. and packing.

Carriage for England, Scotland and Wales shown in brackets. Terms: C.W.O., Approved Monthly Accounts, Hire Purchase and Part Exchange. Special facilities for export.

HOURS—9.30 a.m.—5.30 p.m.

At R.T. & I.

- \* We have full H.P. facilities.
- \* Part exchanges are a pleasure.
- \* We purchase for cash.
- \* We offer a first-class overhaul service for your electronic equipment, whether you are an amateur or professional user.
- \* We have EASY Parking facilities.
- \* We welcome your enquiries for specific items which although not advertised, may very well be in stock.

PARTRIDGE "JOYSTICK" New improved VFA, £19.50. Joymatch III, £19.50. L.O-Z500X, £23.00. Joymatch A.T.U. Kit, £8.20. A.T.U. Kit Assembled, £9.90. Artificial earth and bandswitch £8.20.

Note—Partridge prices include postage, packing and VAT.

## TRIO EQUIPMENT.

New Trio R-300 Receiver, in stock £164.00 (£3.00)  
All Bands with xtal calibrator.

SHURE MICROPHONES, 526T, £30.80 (£1.00); 444, £25.40 (£1.00); 401A, £13.00 (£1.00); 202, £12.00 (£1.00); 201, £11.40 (£1.00); 414A, £19.50 (£1.00); 414B, £19.50 (£1.00). Full details on request.

KEYNECTORS, piano key mains connector units, £4.25 (40p). Trade enquiries welcome.

VALVES. Please state your requirements.

ADVANCE TEST EQUIPMENT—we are agents—your enquiries please.

TNK METERS: TM500, £21.75 (75p); TW20CB, £27.50 (50p); TP55N £15.00 (60p), Model 700, £47.50 (75p), also cases for same.

We also supply PHILIPS & LABGEAR COLOUR TV TEST EQUIPMENT, including Colour Bar Generators, Cross Hatch Generators. Degaussing Coils, Oscilloscopes, CRT Testers, Transistor Testers, etc., etc.

KW EQUIPMENT: KW204, £250.00 (£3.00); KW1000 Linear, £316.00 (£4.00); KW107, £108.00 (£1.50); KWZ-MATCH, £40.00 (£1.50); KW109 £118.00 (£1.50); KW108 Monitor Scope, £85.00 (£3.00); Speaker for KW202, £18.00 (£1.50); KW103, £23.00 (£1.20); KW Balun, £8.50 (£1.00); KW Antenna Switch, £8.00 (£1.00); KW Dummy Load, £20.00 (£1.20), etc.

## R. T. & I. ELECTRONICS LTD.

Ashville Old Hall, Ashville Road, London E11 4DX Tel. 01-539 4986

NEAREST STATION: LEYTONSTONE (Central Line)

MON.—FRI. CLOSED SATURDAYS



# SOMMERKAMP®



### SOMMERKAMP TS 240 FM

#### 10Watt 40 channel PLL-digital mobile transceiver

Our bestseller in the economy price class: supplied with 40 channels covering 145-000 until 145-975 MHz in 25 kHz segments, automatic 600kHz shift for the major 10 European repeater frequencies (R9-R0) and digital read-out. For the use between 144-145 MHz only one crystal must be changed. 27 transistors, 22 diodes, 8 zener-diodes, 3 FET/s, 3 ceramic filters. IF: 10.7 MHz +455 kHz. With RF- and S-meter, tone call, PA protection circuit, electrical RX-TX switching without relays. Our FM-transceiver TS 240 FM can be used with the loudspeaker-microphone SM 5732

or our 12 channel selective tone call device PARROT 76 with automatic answer back.

Dimensions: 155 x 58 x 205mm. Weight: 1Kg = 2.2 lbs.

#### ATTENTION:

For the distribution of our FM transceiver TS 240 and other outstanding amateur and marine FM transceivers, we are looking for a reliable agent in Great Britain.

For further information write to:

**SOMMERKAMP ELECTRONIC SAS**  
 Postbox 176, 6903 Lugano, Switzerland  
 Telex 79314

## WHAT DOES QM70 STAND FOR ?

QM70 MEANS VALUE PACKED EQUIPMENT DESIGNED AND MANUFACTURED FOR YOU, THE DISCERNING LISTENER OR OPERATOR. JUST LOOK AT THE RANGE OF EQUIPMENT LISTED BELOW, THE COMPETITIVE PRICES, PROVING THAT QM70 MUST PRODUCE THE BEST VALUE FOR MONEY EQUIPMENT AVAILABLE TODAY.

### WHY PAY MORE? JUST COMPARE THESE PRICES!

ITEM	OUR PRICE	OTHERS
70/28 MHz Converter	£16.50	£20.25
144/28 MHz Converter	£16.50	£20.25
432/28MHz Converter	£22.00	£24.75
432/144 MHz Converter	£22.00	£24.75
432 + 434/28 MHz Dual band Converter	£26.00	—
432 + 434/144 MHz Dual band Converter	£26.00	—
28/70 MHz 2 Watt Solid State Transverter	£52.00	—
28/144 MHz 2 Watt Solid State Transverter	£52.00	—
BUCCANEER 28/144 MHz 15 Watt Solid State Transverter	£79.00	£88.88
SCORPION High Power 28/144 MHz Transverter	£93.00	£112.50
40/50 Watt 144 MHz Linear Amplifier	£45.00	£49.50
COUGAR 144/432 MHz FM Transverter	£55.00	—
COBRA 144/432 MHz FM Transverter	£73.50	—

PRICES INCLUDE VAT AND UK CARRIAGE. ALL UNITS NORMALLY EX STOCK AND CARRY OUR 12 MONTH GUARANTEE. FOR FULLER DETAILS AND SPECIFICATIONS WRITE/PHONE FOR DESCRIPTIVE LITERATURE.

SEVERNSIDE SOUTH, BEWDLEY, WORCS. DY12 2DX  
 TEL. BEWDLEY 400070 (STD 0299)

QM70

ELECTRONICS

LIMITED

## NEW LOCATION—SAME SERVICE

We have now moved to a new location ideally situated to serve the needs of the amateur and SWL on the South Coast. We are just minutes from the main A24 between Horsham and Worthing. We have comprehensive stocks and full demonstration facilities. Why not try us first?

Stockists of:

Yaesu FRG7 receivers	Trio R300 receivers
FDK VHF transceivers	SCS HF and VHF linears
FDK VHF monitor receivers	Den-tron linears and ATU's
ASP VHF antennas	Polar Electronics linears and wavemeters
Waters and Stanton products	Mini Products compact HF antennas
Marine band receivers	Belcom equipment

Ever-changing stock of second hand gear—Rxs, Txs etc

HP — ACCESS — BARCLAYCARD — PART EXCHANGE

## BREDHURST ELECTRONICS

THE STREET, THAKEHAM, PULBOROUGH, WEST SUSSEX  
West Chiltington (07983) 3056

Callers by appointment

## C.B. ELECTRONICS

UNIT 3, 77I ORMSKIRK ROAD, PEMBERTON, WIGAN, WN5 8AT

Telephone : Wigan (0942) 216567

WITHOUT DOUBT THE BEST IN THE NORTH-WEST

The people with a wealth of technical experience and know how, relating to amateur radio techniques, requirements and servicing—who will always be pleased to advise and assist in all respects, whether it be Sales, Service or Information.

**HOW TO FIND US :—**From M6 junction 26 follow signs for Wigan A577 at first traffic lights (T junction) turn right towards Wigan. At next traffic lights you are there, BUT turn left and 10 yards further turn right by telephone kiosk. Premises are slightly to your right. Plenty of parking space. Mileage from motorway  $\frac{1}{2}$  mile.

From Wigan follow the A577 Skelmersdale to traffic lights at Fleet Street, Pemberton (Ye Olde White Swan on your left). Turn right then 10 yards right again. By Co-op. Mileage from Wigan  $2\frac{1}{2}$  miles.

<b>YAESU :</b>	FT101E ... £482.00	FT227R ... £193.00
	FT101EE ... £466.00	FT221R ... £401.62
	FRG7 ... £162.00	FT301 ... £545.62
	FRG7 Dig. ... £223.00	FP301D ... £140.00
	FR101D ... £457.00	FT223 ... £172.00
<b>F.D.K.</b>	Quartz 16 ... £169.00	KW204 ...
	Multi U11 ... £249.00	KW1000 ...
	Multi 11 ... £219.00	KW107 ...
	Multi 2700 ... £489.00	KW109 ...
	TMS6B ... £85.00	
<b>UNIDEN</b>	2030... ... £172.00	EDL144 ... £151.90
	NR56 receiver ... £54.00	
	Low Monitor receiver complete with 11 xtals ... £67.50	

**MICROWAVE MODULES** Converters  
Transverters  
Counters

**J. BEAM LTD.** Antennas

**ANTENNA SPECIALISTS** Mobile Antennas  
Boot Lid and  
magnetic mounts

**WANTED : RECEIVERS & TRANSCIVERS HF or VHF**

PART EXCHANGES WELCOME

S.A.E. ALL ENQUIRIES

H.P. AND CREDIT TERM

# P.M. ELECTRONIC SERVICES

2, ALEXANDER DRIVE, HESWALL WIRRAL, MERSEYSIDE, L61 6XT

Tel: 051-342 4443 (4.30-7 p.m.)  
Cables: CRYSTAL BIRKENHEAD Telex 627371

VAT—PRICES EXCLUDE VAT WHICH SHOULD BE ADDED AT THE HIGHER RATE (12½%) FOR ITEMS MARKED (H) AND AT THE LOWER RATE (8%) FOR ITEMS MARKED (L)—OVERSEAS ORDERS (inc. Eire and Channel Isles) NO VAT CHARGEABLE

## 2M TX & RX CRYSTAL AVAILABILITY & PRICE CHART

CRYSTAL FREQUENCY RANGE USE (Tx or Rx) and HOLDER	OUTPUT FREQUENCY												
	4 MHz-TX-HC6/U	6 MHz-TX-HC25/U	8 MHz-TX-HC6/U	10 MHz-RX-HC6/U	11 MHz-RX-HC6/U	12 MHz-TX-HC25/U	14 MHz-RX-HC25/U	18 MHz-TX-HC25/U	36 MHz-TX-HC6 & 25/U	44 MHz-RX-HC6/U	44 MHz-RX-HC25/U	48 MHz-TX-HC6 & 25/U	52 MHz-RX-HC25/U
144-030 ...	a	b	b	b	b	b	b	b	b	b	b	b	b
144-433-2 ...	a	b	b	b	b	b	b	b	b	b	b	b	b
144-480 ...	a	b	b	b	b	b	b	b	b	b	b	b	b
144-800 ...	a	b	b	b	b	b	b	b	b	b	b	b	b
144-850 ...	a	b	b	b	b	b	b	b	b	b	b	b	b
145-000/SO ...	a	b	b	b	b	b	b	b	b	b	b	b	b
145-050/K2T ...	a	a	a	a	a	a	a	a	a	a	a	a	a
145-075/R3T ...	a	a	a	a	a	a	a	a	a	a	a	a	a
145-100/R4T ...	a	a	a	a	a	a	a	a	a	a	a	a	a
145-123/R5T ...	a	a	a	a	a	a	a	a	a	a	a	a	a
145-150/R6T ...	a	a	a	a	a	a	a	a	a	a	a	a	a
145-175/R7T ...	a	a	a	a	a	a	a	a	a	a	a	a	a
145-200/R8T ...	a	a	a	a	a	a	a	a	a	a	a	a	a
145-300/S12 ...	a	a	a	a	a	a	a	a	a	a	a	a	a
145-350/S14 ...	a	a	a	a	a	a	a	a	a	a	a	a	a
145-400/S16 ...	a	a	a	a	a	a	a	a	a	a	a	a	a
145-500/S20 ...	a	a	a	a	a	a	a	a	a	a	a	a	a
145-525/S21 ...	a	a	a	a	a	a	a	a	a	a	a	a	a
145-550/S22 ...	a	a	a	a	a	a	a	a	a	a	a	a	a
145-575/S23 ...	a	a	a	a	a	a	a	a	a	a	a	a	a
145-600/S24 ...	a	a	a	a	a	a	a	a	a	a	a	a	a
145-650/R2R ...	b	b	b	b	b	b	b	b	b	b	b	b	b
145-675/R3R ...	b	b	b	b	b	b	b	b	b	b	b	b	b
145-700/R4R ...	b	b	b	b	b	b	b	b	b	b	b	b	b
145-725/R5R ...	b	b	b	b	b	b	b	b	b	b	b	b	b
145-750/R6R ...	b	b	b	b	b	b	b	b	b	b	b	b	b
145-775/R7R ...	b	b	b	b	b	b	b	b	b	b	b	b	b
145-800/R8R ...	a	a	a	a	a	a	a	a	a	a	a	a	a
145-950/S38 ...	a	a	a	a	a	a	a	a	a	a	a	a	a

PRICES: (a) £2.36 (b) and (c) £2.90 + VAT (H).

AVAILABILITY: (a) and (c) Stock items, normally available by return (we have over 4,000 items in stock), (b) Four weeks normally but it is quite possible we could be able to supply from stock.

N.B. Frequencies as listed above but in alternative holders and/or non stock loads are available as per code (b).

ORDERING. When ordering please quote (1) Crystal frequency, (2) Holder, (3) Circuit conditions (load in pf). If you can not give these please Give Make-Model of equipment and channel or output frequency required and we will advise if we have details.

### JAPANESE AND AMERICAN EQUIPMENTS

With the ever increasing popularity of Japanese equipments we have further expanded our range of stock crystals. We can now supply for YAESU (FT2F, FT2FT, FT2 Auto, FT24), most of the ICOM range and the TRIO-KENWOOD range.

We can also supply from stock crystals for the HEATHKIT HW202+HW17A YAESU FT211 CRYSTALS NOW IN STOCK, ALL AT £2.90 + VAT (H). All popular channels—For repeater use advise xtal frequency required as earlier models have different shift xtals to later FT221R. We can also supply the crystal to give NORMAL "tune to RX" working (as FT221R). For 70 cm we can supply the 1.6 MHz shift xtal for direct use with a MICROWAVE MODULES HW14321/44 which we can supply for £133.00 + VAT (H). SPECIAL OFFER!! If ordered with transverter 70cm shift crystal FREE!!

CRYSTALS FOR THE NEW BRITISH 70 cm. CHANNELS We are stocking the following channels: RBO (434-60/433-00), RB2 (434-65/433-05), RB4 (434-70/433-10), RB6 (434-75/433-15), SUB (433-20), RB10 (434-85/433-25), RB14 (434-95/433-35), SUI8 (433-45) and SU20 (433-50) — TX & RX for use with: PYE UHF Westminster (W15U), UHF Cambridge (UIOB), Pocketfone (PFI) and STORNO CQL/COM 662 all at £2.36 plus VAT (H). For the U450L Base Station we have the TX crystals for all the above channels plus the RX crystals for SUB and RB14 also at £2.36 plus VAT (H). The RX crystals for RB2, RB4, RB6, RB10, SUI8 & SU20 for use in the U450L Base Station, together with the TX & RX crystals for the remaining SU channels (SUI2-433-30-RTTY SUI6-433-40 and SU22 433-55) for all the above equipments are available at £2.90 plus VAT (H) delivery as per class (b) 2m. items.

CRYSTALS FOR 70-26 MHz — HC6/U TX 8-7825 MHz and RX 29-7800 MHz ... at £2.36 each + VAT (H) RX 6-7466 MHz ... at £2.90 each + VAT (H) 10-245 MHz "ALTERNATIVE" IF CRYSTALS £2.36 + VAT (H). For use in PYE and other equipments with 10-7 MHz and 455 kHz IFs to get rid of the "birdy" just above 145.0 MHz. In HC6/U, HC18/U and HC25/U.

CRYSTAL SOCKETS—HC6/U HC13/U and HC25/U (Low loss) 16p + VAT (H) plus 10p P. & P. per order (P. & P. free if ordered with crystals).

CONVERTER/TRANSVERTER CRYSTALS — HC18/U All at £2.90 + VAT (H). 38-6666 MHz (144/28), 42 MHz (70/28), 56 MHz (144/28), 70 MHz (144/4), 71 MHz (144/2), 95 MHz (432/82), 98 MHz (1296/432/144) 101 MHz (432/28), 101.50 MHz (434/28), 105-6666 MHz (1296/28) and 116 MHz (144/28).

### CRYSTALS SPECIALLY MANUFACTURED FOR AMATEUR USE TO CUSTOMERS REQUIREMENTS

Now supplied to our new improved amateur specification (temp tol ± 30ppm 0-60°C, adj tol ± 30ppm) as follows: In HC6/U 1:5 to 2MHz, £3.95 + VAT (H) and HC6/U 2 to 105 MHz and HC18/U and HC25/U 4 to 105 MHz, £3.00 + VAT (H). Delivery usually 4-6 weeks. Please give circuit conditions (i.e. load in pf. etc) when ordering. Fundamentals (1.5-21MHz) will be supplied to 30pf circuit conditions, and overtones (21-105 MHz) to series resonant conditions unless otherwise specified. For details of closer tolerance crystals please send S.A.E.

TEST EQUIPMENT FREQUENCY STANDARD CRYSTALS—100 kHz in HC13/U, £2.95 + VAT (L). 1 MHz and 5 MHz in HC6/U and 10 MHz and 10-7 MHz in HC6/U and HC25/U, £2.80 + VAT (L).

### BURNS ELECTRONICS

We are the Northern Appointed Agents for BURNS KITS, etc., and can supply many of their products from stock.

### MODULAR COMMUNICATIONS SYSTEMS

For the RTTY enthusiast we can recommend and supply the "MCS" Range of products. This includes Terminal Units, AFS Keyers, Magnet Drivers for TTL interface, Telegraph Distortion Measuring Adaptor, RTTY Audio processor, Power units, etc., etc. For the CW MAN we have the "MCS" CW Filter which gives three stages of active filtering. Please send S.A.E. for full details of the "MCS" range.

ANZAC MD-108 DOUBLE BALANCED MIXER 5-500 MHz supplied with full details for only £3.95 plus VAT (L).

### CRYSTALS FOR PROFESSIONAL USE

CRYSTALS TO COMMERCIAL SPECIFICATIONS We can supply crystals to most commercial and MIL specifications, with an express service for that urgent order. Please send S.A.E. for details or telephone between 4.30-7 p.m. and ask for Mr. Norcliffe.

TERMS: CASH WITH ORDER—MAIL ORDER ONLY—S.A.E. WITH ALL ENQUIRIES—PRICES INCLUDE P. & P. (BRITISH ISLES) EXCEPT WHERE STATED—OVERSEAS CHARGED AT COST.

## ATTENTION ALL FRG7 OWNERS

Fit one of our DIGITAL DISPLAY UNITS FDU 7. Reading out to 1 kHz making one of the finest receivers even better.

(Full fitting instructions supplied.)

Also we make three models of R.T.T.Y. Demodulators (TU)

- HB5 1. Amateur Receive only New Tones.
- HB5 2. Amateur Receive plus AFSS,FSK.
- HB5 3. Commercial. 170-425-850. Old Tones. (All complete. Tested and Guaranteed) (Nett Price: EX WORKS inc. postage)

FDU 7 ...	£34.95
HB5/1 ...	£45.50
HB5/2 ...	£52.50
HB5/3 ...	£48.00

(C.W.O. Cheque or ACCESS accepted)

Just telephone your card No. in to us

### B. BROOKES ELECTRONICS

69 LEICESTER STREET, NORWICH, NR2 2DZ  
Tel. (0603) 24573

## CRAYFORD ELECTRONICS

G8AYN

G8 IWX



### VHF/UHF MOBILE AERIALS

A5-6	144 MHz ¼ hinge unit (4dB gain)	£9.10
A5-2	144 MHz ¼ hinge unit	£5.60
B3-6	144 MHz ¼ boot mounting with 4m. cable	£12.60
CPW58	144 MHz ¼ window mount, BNC fitting	£12.90
M8-6	144 MHz ¼ magnetic mount with 4m. cable	£15.95
A5-12	432 MHz colinear hinge unit (7dB gain)	£10.90
CPU758C	432 MHz colinear window mount, BNC fitting	£14.70
A5-10	432 MHz ¼ hinge unit (4dB gain)	£6.70
A5-2	70 MHz ¼ hinge unit	£6.80

The above represents a small sample of our range—an SAE will bring more details or answer your queries.

ACCESS, BARCLAYCARD ACCEPTED CARRIAGE & VAT INCLUDED  
6 LOVELACE CLOSE, WEST KINGSDOWN, SEVENOAKS, KENT TN15 6DJ 24 Hr. Answer Service 0474852377



# VHF COMMUNICATIONS

NOW PUBLISHED —

the WINTER 1977 edition which includes articles on—  
70 cm FM Transceiver (Part III)  
High Gain Yagi Antennas  
28–1296 MHz Transverter  
23 cm Band Pre-amplifier  
Modular ATV Transmitter  
etc., etc.

Send £1.20 for a copy of this edition or £4.50 for complete 1977 volume.

New 1978 Subscription also £4.50

VHF COMMUNICATIONS is the English language edition of the German publication UKW-BERICHT, a quarterly amateur radio magazine especially catering for vhf/uhf technology. It is published in spring, summer, autumn and winter.

All special components required for the construction of the described equipment, such as printed circuit boards, coil formers, semiconductors and crystals, as well as complete kits, are available for despatch direct from Germany. Many of the printed circuit boards, in addition to a few selected kits, are stocked in the U.K. A price list of kits and materials is available—send sae for your copy.

ORDERS TO: VHF COMMUNICATIONS  
AT ADDRESS BELOW

## AMATEUR RADIO BULK BUYING GROUP

for the famous

### JAYBEAM VHF AERIALS

We generally have the full range of "Jaybeam" aerials in stock as follows:

FOR 4m. BAND :	FOR 70 cms. BAND :
4 ele. Yagi ... .. £12.65	D8 /70 8 over 8 slot £15.45
FOR 2m. BAND :	PBM18 /70 18 ele. para-
C5 /2M. 5dB Collinear £30.90	beam ... £18.55
5Y /2 5 ele. Yagi £7.70	MBM48 48 ele. multibeam £21.65
8Y /2 8 ele. Yagi £10.00	MBM88 88 ele. multibeam £27.65
10Y /2 10 ele. Yagi £21.30	12XY /70 12 ele. cross Yagi ... £29.70
PBM14 /2 14 ele. para-beam ... £31.15	PHASING HARNESSSES :
5XY /2 5 ele. cross Yagi ... £15.95	PMH /2C 2m. circular £5.05
8XY /2 8 ele. cross Yagi ... £19.90	PMH2 /2M 2m. stacking £6.80
10XY /2 10 ele. cross Yagi ... £26.30	PMH2 /70 70cm. stacking ... £5.90
Q4 /2 4 ele. Quad £16.30	MASTS and ROTATORS, etc.:
Q6 /2 6 ele. Quad £21.70	SPM 16' Portable mast ... £9.95
D5 /2 5 over 5 slot £13.60	PME 4' extension £1.60
D8 /2 8 over 8 slot £18.20	SVMK Vertical mount £3.80
UGP /2 Unipole ... £7.00	AR40 Rotator ... £53.45
HO /2 Mobile "Halo" ... £3.25	5 way cable ... ..yds. 22p
HM /2 Halo & Mast £3.85	
TAS ½ wave whip £13.05	

Add CARRIAGE as follows: Harnesses, Halos and UGP, 85p Rotators and all other aerials: To: UK Mainland only, £1.70, Isle of Wight, £2.50, N. Ireland, £3.50, Elsewhere, at cost.

ALL PRICES INCLUDE V.A.T.

COMMUNICATIONS HOUSE (Dept. 814)  
20 WALLINGTON SQUARE,  
WALLINGTON, SURREY, SM6 8RG  
Telephone: 01-669 6700

## Marconi could have used a Joystick Antenna

—to very good effect, if only G3CED had been around to invent it! The Master himself was a dab hand at tuning up antennae of various sizes and configurations but he might have got his "S" another "S-point" (sorry) in Newfoundland with the Joystick VFA (Variable Frequency Antenna, 5–30 MHz).

But his loss is the gain of today's radio receiving and transmitting enthusiasts who can use one of our systems in even the most confined of spaces with enviable results (enthusiastic world-wide testimonials on our files).

IN USE BY AMATEUR TRANSMITTING AND SWL STATIONS WORLD-WIDE AND IN GOVERNMENT COMMUNICATION

**SYSTEM 'A' £36.00**  
250w. p.e.p. OR for the SWL

**SYSTEM 'J' £42.60**  
500w. p.e.p. (improved 'Q' on receive)

## PARTRIDGE SUPER PACKAGES

COMPLETE RADIO STATION FOR ANY LOCATION

All packages feature the World Record Joystick Aerial (System "A"), with 8ft. feeder, all necessary cables, matching communication headphones. Delivery Securior our risk. ASSEMBLED IN SECONDS! — BIG CASH SAVINGS!

PACKAGE No. 1. **£210.55**  
As above with R.300 RX. SAVE £17.28!

PACKAGE No. 2. **£195.00**  
Is offered with the FRG7 RX. SAVE £12.21!

PACKAGE No. 3. **£177.00**

Here is a lower-price, high-quality package featuring the LOWE SRX 30, with all the Partridge extras. SAVE £12.21!

RECEIVERS ONLY, inclusive delivery, etc.  
R.300 £184.50 FRG7 £162.00 SRX30 £146.25



Just telephone your card number



Phone 0843 62535 (or 62839 after office hours)  
or write for details—send 9p stamp

NOTE: All prices are those current at the time of closing for press inclusive of current VAT at 12½% and carriage.

BOX 4, PARTRIDGE HOUSE, PROSPECT ROAD, BROADSTAIRS, CT10 1LD. (Callers by appointment).

G3CED  
G3VFA

PARTRIDGE ELECTRONIC LTD  
BROADSTAIRS KENT ENGLAND

## ("SITUATIONS" AND "TRADE")

15p per word, minimum charge £1.80. No series discount. All charges payable with order. Insertions of radio interest only accepted. Add 50% for Bold Face (Heavy Type). Box Numbers 35p extra. No responsibility accepted for transcription errors. Replies to Box Numbers should be addressed to the Short Wave Magazine, Ltd., 34 High Street, Welwyn, Herts., AL6 9EQ.

## SITUATIONS

**Vacancy:** Active Amateur or advanced SWL to operate our Mobile Radio Division, including installation/sales. Ability to supervise staff training schemes and participate in sales of all amateur radio equipment essential.—Amateur Electronics UK, 508-514 Alum Rock Road, Birmingham 8. (Tel: 021-327 1497).

**VHF Service Technician** required by London Car Telephones to work on base station and mobile radio equipment. Very well equipped busy workshop in Croydon with occasional work in the field, ample opportunities for unlimited overtime. Experienced persons only, salary and bonuses commensurate with ability. Contact J. S. Clark, 01-680 1010.

## TRADE

**Good second-hand equipment always wanted.** Come to Amateur Radio Exchange for the best deal.—2 Northfield Road, Ealing, London W13 9SQ. (Tel: 01-579 5311.)

**Communication receivers in Lancaster.** Trio, Yaesu, Lowe, Eddystone, etc. Also good used equipment. Fridays and Saturdays only. We buy or exchange with pleasure.—Lambert's, Rosemary Lane, Lancaster.

**FT-101 Experts.** Service, sales, G3LLL RF Clipper and FM attachment, modifications, etc.—Holdings Ltd., 39/41 Mincing Lane, Blackburn BB2 2AF. (Tel: 0254-59595/6).

**May issue: Due to appear April 28th.** Single copies at 50p post paid will be sent by first class mail for orders received by Wednesday, April 26th, as available.—Circulation Dept., Short Wave Magazine Ltd., 34 High Street, Welwyn, Herts. AL6 9EQ.

**QSL cards:** Sample pack and price list forwarded on receipt of 20p stamp.—Derwent Press, 69 Langstone Drive, Exmouth, Devon.

**Take cover for your Amateur Radio equipment:** consult with confidence for all your insurance requirements. Established 22 years in the Insurance industry.—Ted Endersby, G4DTA, QTHR.

**Radio Amateurs Examination City & Guilds.** Pass this important Examination and obtain your G8 Licence with an RRC Home-Study Course. For details of his and other Courses (GCE, professional examinations, etc.) write or phone: **The Rapid Results College, Dept. JV/1, Tuition House, London SW19 4DS.** Careers Advisory Service, 01-947 7272 or ring 01-946 1102 for Prospectus (24-hr. Recordacell).

**Valves, new and boxed:** 6JM6/A, 6HF/5, 6JS6/C, 6JB6/A, 6KD6, 6LQ6, 6146B, 7360. Many other types available, please send s.a.e. for list.—Wilson, G4AZM. Tel: Bolton 54165.

# AMATEUR RADIO EXHIBITION

## Alexandra Palace, London N22

**5th and 6th MAY 1978**  
**10 a.m.—6 p.m.**

ATTRACTIONS WILL INCLUDE:

## FOR THE NEWCOMER

**"What's it all about"?**

A continuous Lecture—Film Show

Question time

Demonstration Stations

Talk-in on 2 metre F.M., and 3710 MHz S.S.B.

Home built 80 metre S.S.B. station

## FOR THE ENTHUSIAST

Demonstration stands manned by Radio Amateurs who lead in their fields

Microwave

Amateur Television

Radio Teletype

Slow Scan Television

Home Built equipment

## FOR THE CONSTRUCTOR

New and surplus components, Solid state devices, printed circuit boards, cables, R.T.T.Y., machines and sundries, V.D.U., kits., etc.

## TRADE SHOW

A wide variety of commercial receivers, transceivers, test equipment, aerials, masts and ancillary items by leading manufacturers. RSGB bookstall.

## CATERING

Bars and buffets open during exhibition hours  
"Real Ale" on sale.

## ADMISSION 50p

accompanied children under 12 years free.

Club secretaries. Advance booking.

10 tickets £4.

Dinner: Friday 5th, 7.30 p.m. Tickets £5.50.

Adequate Free parking.

Tickets and further information available from

Exhibition Organiser, Les Hawkyard

G5HD, at R.S.G.B., headquarters.

## Radio Society of Great Britain

35 DOUGHTY STREET, LONDON WC1N 2AE

## SERVICE ENGINEER & SALES ENGINEERS REQUIRED

As a consequence of our continued and successful expansion in the retail and wholesale fields of amateur and commercial communications we are once more looking for new staff.

In addition to a sound general knowledge of amateur radio communications equipment—Service Engineers should have either considerable practical experience of servicing electronic equipment or appropriate technical qualifications—Sales Engineers should have a sound knowledge of electronic components, preferably within the retail trade and some practical servicing experience.

The ideal candidate will be a licensed amateur, be keen to work at his hobby, have a friendly manner, a spirit of willing co-operation and a desire to maintain our high standard of service and customer relations.

We are looking for enthusiastic, cheerful, hard-working people who would enjoy being part of an extremely busy "go-ahead" company.

Please apply in the first instance by telephone to HQ at Totton (04216) 7333.

## SOUTH MIDLANDS COMMUNICATIONS LIMITED

Osborne Road, Totton, Southampton, Hants.  
SO4 4DN

## NEW SAMSON ETM-3C C-MOS KEYS

1  $\mu$ A battery drain—Why switch off?

- Self-completing dots/dashes/spaces. ● Can be used either as normal electronic keyer or as an iambic mode squeeze keyer.
- 8-50 wpm. ● Constant 3:1 dash-dot ratio. ● 6 C-MOS ICs and 4 transistors. ● Plug-in PCB. ● Long battery life—typically 1  $\mu$ A drain when idling—Built-in battery holder for 4 x 1.5v. batteries (but will work over 3-10v. range). ● PCB has both a read relay (250v., 0.5 amp., 25w. max.) and a switching transistor (300v., 30 mA max.)—either keying method can be used. ● Has the well-known fully-adjustable Samson precision twin keying lever assembly. ● Operate/Tune button. ● Sidetone oscillator.
- Grey case 4" x 2" x 6". ETM-3C, £63-88.

**ETM-4C MEMORY KEYS:** As ETM-3C but with 4 memories (2 combinable).

### BUILT FOR DEPENDABLE MARINE AND COMMERCIAL SERVICE JUNKER PRECISION HAND KEY

A superbly engineered straight key used for many years by professionals afloat and ashore. With this key you can't help but send good morse. Free-standing—no screwing down. Front and back contacts—fully-adjustable gaps/tension. Key-click filter. Hinged grey cover, £29-75

### BAUER KEYING PADDLE

Single-paddle unit on 1½" x 2" base for home-built EI-bugs. Adjustable gaps/tensions, £10-85.

### 88 mH TOROIDS

For CW, RTTY, SSTV and other filters, 90p each.

All prices post paid UK and include 12½% VAT.

Please send stamp with enquiries.

**SPACEMARK LTD.**  
THORNFIELD HOUSE, DELAMER ROAD  
ALTRINCHAM, CHESHIRE  
(Tel: 061-928 8458)

## READERS' ADVERTISEMENTS

8p per word, minimum charge £1.20, payable with order. Add 25% for Bold Face (Heavy Type). Please write clearly, using full punctuation and recognised abbreviations. No responsibility accepted for transcription errors. Box Numbers 35p extra. Replies to Box Numbers should be addressed to the Short Wave Magazine, Ltd., 34 High Street, Welwyn, Herts., AL6 9EQ.

## READERS

**Buying house, need cash:** Creed 75 teleprinter, receive only, 50 bauds, £20. ATE TSG-10 telegraph signal generator, solid state, £45. Rohde & Schwarz Type WIK-BN4421 frequency meter, reads 30 Hz to 1000 MHz (also generates a carrier in this range), with handbook, £225. Rustrak Model 88 pen recorder, 240v. AC motor, chart speed 15in. per hr. movement, 5-0-5 mA., £25. Advance PM-54 modular power supply, 0-30v. variable at 10 amps., with handbook, £30. Leavers-Rich professional tape deck with pre-amps. and bias osc., 7½ and 15 i.p.s. only, two ¼-track stereo input and output, £125. Creed paper winder for 8in. roll feed, £10. Bradley Type 148 miniature oscilloscope, solid state, battery/mains, DC to 3 MHz, with case and handbook, £30. Muirhead Type D.890A decade oscillator, with 'scope, needs slight attention but working OK, £22.50. Teletype Type 28 teleprinter, receive only, with gears for 50 and 75 bauds, £40. Onan 110v. AC generator, 2 kVA, 60 Hz, with 110-240v. transformer, £150. Bullows hydrovane compressor, small and very quiet, suitable for a spray-gun or air-raised telescopic mast, £55. Seimans Hellschreiber, with handbook but in German, £20. Type CT-216 reflector coefficient meter, for checking the efficiency of any antenna from 2 to 30 MHz, £20.—Phillips, 155 Franklands Village, Haywards Heath, Sussex RH16 2RF. (Tel: 0444-50265.)

**Wanted:** Eddystone 888A receiver, with manual. Details and price please.—Hood, 6 Woodstock Place, Edinburgh 16.

**Wanted:** R.109 receiver (also interested in other ex-W.D. equipment).—Ring Baynes, 01-949 2317.

**Sale:** IC-211E, as new, £450. FDK-56B VHF monitor receiver, perfect, £50. Ampere 80-watt mobile PA, FM or SSB, £85.—Ring Cole, Hornchurch 55733.

**Selling:** TR-7500, £180. Two-metre PA, 150w., 12v. DC, switched FM/SSB, £55. Lowe Monitor Rx, R6 and S.20, AC/DC PSU, £20. 2m. 10XY, £13. ASP 2m. ¼-wave, mag. mount, £8. ASP 70cm. colinear, £10. 12XY, 70cm., £15.—Ring Cragg, Dunstable 600358.

**Wanted:** B.40D receiver in good working condition. Details and price please. (S. Yorks.)—Box No. 5631, Short Wave Magazine Ltd., 34 High Street, Welwyn, Herts. AL6 9EQ.

**For sale:** Icom IC-22A, 12 channels, crystal controlled toneburst, mobile mount and accessories, £135. Trio TR-2200GX, 8 channels, with ni-cads and accessories, £125. FT-75 with AC and DC PSU's, 15 crystals, spare 10m. and 15m. crystals, mobile mount and accessories, £150. Vibroplex el-bug keying paddle, £9.—Ring Allen, 01-684 2515 after 6 p.m.

**Sale:** Westower, 42ft. telescopic wall mounting model, as new, never been erected, with all fittings and winch etc., £100. (Essex.)—Box No. 5632, Short Wave Magazine Ltd., 34 High Street, Welwyn, Herts. AL6 9EQ.

**For sale: Collins equipment:** KWM-2A transceiver, fitted with noise blanker, notch filter and DX Engineering RF clipper; 312B-5 VFO/wattmeter/station-control; 351D2 mobile mount with MP-1 12v. PSU; PM-2 PSU; 516F heavy duty PSU; 51S-2 general coverage receiver;

KWM-2 carrying case; mobile mic. and headset. Offers around one-third current cost, but will haggle.—Ring Cheesley, G4CHP, Swainsthorpe 470365.

**Wanted:** Telford TC-7 Mk. II, with tunable IF 28-30 MHz, in good condition. Details and price please.—Ring Elliott, G3ZOG, Sunderland (0783) 280080, 6-8 p.m.

**Wanted:** Wireless sets Nos. 8, 18, 21, 22, 28, 46, 48, 58 and 68 (incomplete O.K.); also R.109, WS19 wood mounting plate, and WS19 high-power variable inductor; also Manuals for the above. Can be collected during holiday in 1st week of June. Details and prices please.—Meulstee, PAØPCR, 28 Smetanalaan, Schiedam, Holland. (Tel: 010-704230).

**Selling:** R.216 receiver, complete with PSU, built-in 1 and 5 MHz frequency standards, variable selectivity, 9-167 MHz in 5 switched band ranges, 12ft. film-scale vernier calibration dial, die-cast chassis, B7A valves and spares. Best offer near £75 secures.—RWA Wetherill, ex-G2TK, Scarborough (0723) 71213 daytime.

**Sale:** Racal RA-17 Mk. II receiver, good condition, in case, £225. Murphy marine Tx/Rx (AC mains), 60 kHz to 30 MHz, AM/CW, complete with power supply and leads, £50. Solartron Type CO-546 signal generator, 50 Hz to 500 kHz, AC mains, £10. Eddystone 840C, £60.—Ring Cusworth, Leeds 496048.

**Wanted:** Drake DSR-1, Racal RA-1772, G.E.C. RC-410R, or similar digital communications receiver. Details and price please.—Hemingway, 9 Hitherwood, Cranleigh, Surrey.

**For sale:** Large numbers of "Radio Communication" and "Wireless World". s.a.e. please. (Devon).—Box No. 5633, Short Wave Magazine Ltd., 34 High Street, Welwyn, Herts. AL6 9EQ.

**Selling:** FT-75 with AC/DC PSU and extra xtals, £160. Yaesu FV-101B external VFO, £40. Osker power meter, £15.—Ring Thurlow, 01-654 2761.

**For sale:** Hy-Gain AVT/WB vertical antenna, good clean condition, £35.—Ring Taylor, Ipswich 622942.

**Sale:** AR88 receiver, with S-meter, p.v.c., £85. Army receiver, £10. Tele-typewriter, £30. VHF receiver, £65.—Ring Wright, Wigan 55948.

**Selling:** Marconi marine receivers: 60-420 kHz, 500 kHz-30 MHz, £45; 15-550 kHz, £25; Panadaptor, ±100 kHz, £45. (Manchester).—Box No. 5634, Short Wave Magazine Ltd., 34 High Street, Welwyn, Herts. AL6 9EQ.

**Sale:** Magnum-Four 4-metre transverter, perfect working order, £75 or near offer.—Jesson, 181 Kings Acre Road, Hereford. (Tel: 0432-3237.)

**Wanted:** Datong FL-1 filter; 18AVT; 10metre receiver; bound vols. of "Rad Com."—O'Reilly, EI0CY, 96 Boulevard North, Dublin 13.

**Wanted:** AR88D receiver, or similar. Details and price please. Will collect reasonable distance.—Scarsh, 1 Beechwood Avenue, Whitley Bay (526777), Tyne & Wear.

**REG. WARD & CO. LTD.** (G2BSW) (G8CA)

KW 103 VSWR Meter and Combined Power Meter	... £23.00
KW 107 Combined E-Z Match, VSWR and RF Power Indicator. Dummy Load and Antenna Switch for 3 Outlets	£108.00
KW Trip Dipole Coaxial Feeder	... £26.00
KW 3-way Antenna Switches (for coax)	... £7.50
KW Dummy Load	... £20.00
<b>YAESU</b>	
Yaesu FT 301D All solid state TCVR	... £599.00
Yaesu 101E...	... £429.00
FT200B Transceiver and FP200 A/C PSU	... £330.00
Yaesu FR101S RX	... £299.00
Yaesu FR101D	... £390.00
Yaesu YO100 Mon. scope	... £118.00
FT221-2M TCVR: CW/AM/FM	... £339.00
Yaesu FRG7 New General Coverage Receiver	... £144.00
Sentinel 2m. Preamps and 2m. Converters/Europa Transverters.	
SP101B Speaker	... £15.50
YD844 Desk Mic.	... £18.00
YD846 Hand Mic.	... £7.50
YH55 Headphones	... £8.00

**SHURE MICROPHONES**  
Model 444, £25.30; Model 201 £9.50.

**USED**  
KW.201 RX and H/Book Comp. with external Heathkit Q. Multiplier  
... £130.00

**WANTED**  
Yaesu FR50B's in good condition.  
VALVES for YAESU, etc., 6BM8, 6JZ6, 6U8, 6EJ7, 6AV6, 6KD6, 12AX7A, 12B17A, 12AU7, R.C.A. VALVES for KW and Heathkit equipment, 6146, 6146B, 6HF5, 6LQ6, 6GE5, 6EA8, 6CW6, 6CK6, 6CM6, 6CL6, 6CB6, 6BN8, 6H56, 6EW6, 12BA6, 12BE6, 12B26, 6J56C, etc., and many other types.  
J Beams and Stolle Rotators: 140ft 14g. copper ant. wire; Ribbed and T-insulators; 52 and 75 Ω co-ax. and U.H.F. plugs and sockets.  
Mast Couplers for 2in. Masts. Wightraps. G-whips mob antennas.  
12AVQ and 18AVT, etc., SWR 10 (Twin Meters), SWR/PWR Meters.

**AGENTS FOR G2DYM ANTI-TVI ANTENNAS**

**AMTRON KITS**  
TRADE INS WITH PLEASURE. OUR STOCK OF GOOD SECOND HAND EQUIPMENT CHANGES DAILY.—LET US KNOW YOUR REQUIREMENTS

Due to currency fluctuations prices of imported equipment are liable to alteration. Add 12½% VAT except test equipment and used equipment. N.B. Test equipment 8% VAT.

HP TERMS AVAILABLE CARRIAGE EXTRA ON ALL ITEMS  
AXMINSTER - DEVON ACCESS/BARCLAY CARD Telephone: 33163

**G. W. M. RADIO LTD.**

All prices include VAT and post/carryage.

**CALIBRATORS FREQUENCY CT43L.** 110/250 AC. 12" x 6" x 7½". 100 kc/s., 1 Mc/s. and 10 Mc/s. outputs from integral crystals. Provision for external crystals in the range 100 kc/s. to 10 Mc/s. 4 front panel bases suit most types. RF sources may be fed in and calibrated by beating against desired crystal. Audio output to headphone socket.  
Clean and working order, £15.

**SPEAKERS.** Brand new mobile speakers by Lamerhok (type 232/3). Black plastic case, silver coloured grill, swivel bracket and 5' ec lead. Rates at 2 wats, 3 ohms, £4.25.

**PLUG-INS or CD1212 OSCILLOSCOPES.** Dual trace unit CX1252 or 40 Mc/s. Wide Band unit CX1251, clean and as bought from Ministry, £25 each UHF boards, etc., all sold as previously mentioned but we still have the 9 channel conversion kit £2.50.

**AIR TRAFFIC CONTROL 10 watt AM transmitters by GEC.** 19" rack mounted, AC supply and only needs suitable crystal to operate on 2 metres, £16.

**MOTOR CYCLE AMMETERS.** 7-0-7 amps, genuine ex-Ministry, £1 each.

**A.K.G. lightweight HEAD & MIKE sets,** model K58, Mike 2/300 ohms, headphones 75 ohms. Ideal for mobile use and in excellent condition, £5.50. S. G. BROWN 2000 ohms headphones, fair condition, £3. All the above checked and working.

**CRYSTAL OSCILLATORS** for long BTG xtals, 6-3/12.6 volts, octal base, GEC type CG1013X, £1.50. 8.5 FILTERS, clean up your supply leads, 2.5 amps at 250v, AC or 600v. DC, £1.25 or 5 for £4. These are very good quality. Rechargeable batteries for PFI, a few still at £5.50 pair.

**NOISE GENERATOR.** CT410, 15 kc/s.-160 MHz, 8 minute timer, 5-25-100 ma Diode Current, metered. Output impedance, 10-2000 ohms, attenuator and power meter. AC mains powered, £14.

**UNBOL UHF TX RX chassis.** OK for 70 cm. FM. Mains powered and complete except cabinet, £44 or Tx £27, Rx £22.

**ALARM CLOCKS.** Wehrle Commander. Steady/repeat alarm. Large, magnificent and brand new, £9.50.

Still a few left of the STC T4188 Transmitter PA units for linear construction. 2-8 to 18 Mc/s., manual or 28v. motor tuning. 13" x 8" x 8". Pair CV2519 (4X150). 28v. blower cooled. Bases are NOT VHF type. Still the same price, £11.50.

Transmitting CAPACITORS. JB 100pf twin state, £1.50. Reed relays for recent auto keyer designs, 200 ohm soil, 15p plus 10p post any number.

**SIGNAL GENERATORS.** Oscillator Test No. 1, CT1212, covers 5 kc/s. to 32 Mc/s. in 7 bands. AM-CW-FM Attenuator 1 Microvolt to 1 volt. AC Mains or 12v. DC. Complete with leads, checked over and operable. Compact and well made, £27.50.

**EXECUTIVE** leather open-flat cool case, like briefcase when closed. As 7" mirror scale. Polished wood box, excellent condition, £15.

Carriage charges included are for England and Wales only. Terms: Cash with orders. Early closing Wednesday.


**40-42 PORTLAND ROAD, WORTHING, SUSSEX**  
Telephone: 34897





**AMCOMM SERVICES** 194a NORTHOLT ROAD,  
SOUTH HARROW, MIDDLESEX,  
ENGLAND

### SST T-1 RANDOM WIRE ANTENNA TUNER



All band operation (160-10 metres) with any random length of wire. 200 watt output power capability—will work with virtually any transceiver. Ideal for portable or home operation. Great for flats and hotel rooms—simply run a wire inside, out a window, or any place available. Toroid inductor for small size:  $4\frac{1}{2} \times 3\frac{3}{8} \times 3$ ". Build-in neon tune-up indicator. SO-239 connector. Attractive bronze finished enclosure.

Only £23.40 including VAT and Carr.



**TELEPHONE**  
01-864-1166



**GUARANTEE** All SST products are guaranteed for 1 year.

## "Mosley"-the tested and probed Antennae

TOWERS  
ROTATORS  
COAX  
ROPES

Send for **HANDBOOK** containing full details of Antennas and other technical information, 33 pages, 50p. Refundable upon purchase of Antennas.

### SOME ANTENNAS

<b>Mustage</b>	3 elements, 10, 15 and 20 metres ...	£118.00
<b>TA-33 Jr.</b>	High Power model incl. Balun 3 elements, 10, 15 and 20 metres ...	£108.00
<b>TA-33 Jr.</b>	3 elements, 10, 15 and 20 metres ...	£95.00
<b>TA32 Jr.</b>	2 elements, 10, 15 and 20 metres ...	£64.00
<b>TA31 Jr.</b>	Rotary dipole, 10, 15 and 20 metres ...	£40.00
<b>ELAN</b>	3 elements, 10 and 15 metres ...	£76.00
<b>TD-2</b>	Trap Dipole 40 and 80 metres ...	£33.00
<b>TCD-2</b>	Trap Dipole 40 and 80 metres compressed ...	£40.00
<b>V-3 Jr.</b>	Trap Vertical 10, 15 and 20 metres ...	£29.00
<b>Atlas</b>	Trap Vertical 10, 15, 20 and 40 metres	£50.00

### SWL ANTENNAS

<b>SWL-7</b>	Dipole 11, 13, 16, 19, 25, 31 and 49 metres ...	£27.00
<b>RD-5</b>	Dipole 10, 15, 20, 40 and 80 metres ...	£27.00
<b>Orbit</b>	Vertical 11, 13, 16, 19, 25, 31 and 49 metres ...	£45.00

Prices correct at time of going to press.

**MOSLEY  
ELECTRONICS  
LIMITED**

Administrative Address only

196 Norwich Road,  
New Costessey,  
Norwich, NR5 0EX,  
ENGLAND

All antennas available ex works (carriage and VAT extra)

**Sale:** R.107 10v. Rx, with S-meter and handbook, one owner, £20 cash and carry.—Thompson, 16 Goniston Road, Reddish, Stockport.

**Wanted:** Manual or any information on U.S. Navy receiver Type AN.SLR-2; also 3 kHz mechanical filter suitable for Collins 51J-4.—Ring Wroxham 3153 (Norfolk).

**Selling:** TS-700, very good condition, £260. Pye 'Compact' on 433.2 MHz, £30.—Ring Wright, G8KDP, Heathfield 2571 (Sussex).

**For sale:** TR-2200GX, fitted 12 channels, with two antennas, ni-cads, VFO-30G, 15w. PA, switchable pre-amp., £200. FR-101D, mint condition, £320.—Ring Godden, 01-464 1216 evenings.

**Wanted:** Eddystone 990R. Will buy or exchange HF gear, transceiver, FL-2100B etc., with cash adjustment as necessary. (N. Ireland).—Box No. 5635, Short Wave Magazine Ltd., 34 High Street, Welwyn, Herts. AL6 9EQ.

**Wanted:** SSB Tx for 20 metres, with mains PSU, and 20-40 watts or so (home-brew O.K. if neat).—Hurst, G3JJU, 31 Avondale Road, Fleet (5831), Hants.

**Sale:** Eddystone 770R, 19-165 MHz, recent overhaul, silver hammer finish, manual, £120. AR88D with product detector, very good, £50. Yaesu world clock, new £13.50. Pifco 24-hr. digital clock, £6. Hamgear PM-IIDX preselector tuner, £6. UHF pre-amp., 500 MHz, mains input, £3. Buyers collect large items, others carriage extra.—Ring Duke, Folkestone 76063.

**Wanted:** Eddystone EC-10 Mk. II, or 1001, must be in perfect working order and condition.—Ring Leighton, Guildford 66543 evenings.

**Wanted:** Bandspread coils for HRO MX receiver, also HF preselector.—Ryan, 91 Ard-Na-Greine, Clonmel, Co. Tipperary, Eire.

**For sale:** Trio TR-7010 SSB mobile transceiver, with 2m.  $\frac{5}{8}$ -whip, £115 the lot.—Ring Butler, Bristol (0272) 616636.

**For sale:** Property of the late G3SKQ: Atlas 180 Tx/Rx, mint condition (Tx hardly used), complete with Osker SWR bridge, Shure 201 microphone and heavy-duty power supply. First £265 secures.—Ring Fakenham 2923.

**Wanted:** Eddystone EC-10 Mk. II, must be in perfect condition.—Ring Leighton, Guildford 66543 evenings.

**Sale:** FDK Quartz 16 2m. transceiver, fitted S20-S24, RO and R3-R7, three months old, new condition, £150 inc. carriage.—Tibbert, 16 Nicola Gardens, Littleover, Derby.

**Wanted:** Good KW-2000A, with speaker, AC/PSU, leads, operators handbook etc. Details and price please.—Mahmud, G4GKA, 34 Queens Avenue, Muswell Hill, London N.10.

**Wanted:** Mint condition 'Round Emblem' Collins 30L-1 and 312B-4. Sell Datong FL-1, £35; Drake R-4C, boxed, used less than one hour. (Worcs.).—Box No. 5636, Short Wave Magazine Ltd., 34 High Street, Welwyn, Herts. AL6 9EQ.

**For Sale:** KW-204/KW-202, immaculate condition, £395.

**FT-227R**, absolutely as new, £179. **National DR-22 Rx**, LW to 30 MHz in 8 bands, fast/slow tuning, with BFO, S-meter and calibrator, first £75 secures. **SMC-73 Rx**, bandspread, £77.50. **DX-160 Rx**, as brand new, £52.50.

**FRG-7 Mk. II**, mint condition, £135.—Ring Batham, Dunstable (0582) 65114.

**Selling:** Telford TC-9 Tx and TC-7 Rx, plus converter, £75 or near offer (inc. carriage).—Ring Hall, G4GSB, Dudley 54119 (West Midlands).

**May issue: Due to appear April 28th.** Single copies at 50p post paid will be sent by first class mail for orders received by Wednesday, April 26th, as available.—Circulation Dept., Short Wave Magazine Ltd., 34 High Street, Welwyn, Herts. AL6 9EQ.

**For sale:** Two Liner-2's, complete with manuals and leads; Heathkit RA-1 Rx. The lot, £210 (or will separate).—Ring Middleton, 0522-28968.

**Sale:** KW-2000B with AC/PSU, £210.—Fennell, Eastview, Gedney Duke, Nr. Spalding, Lincs. (Tel: 0406-362501).

**Sale:** Eddystone EC-10 Mk. II with mains PSU, mint, £110. Heathkit 'Mohican' Rx- £30. Codar PR-40 pre-selector, £10. (Callers weekends only).—Taylor, 26 Hertford Road, Yeovil, Somerset.

**Selling:** Drake T-R4 transceiver, 80-10m., with R-V4 remote VFO, AC-4 mains supply and handbook, good condition, recently serviced.—Ring Stone, 01-357 3232 office hours.

**Sale:** Eddystone Model 940 with plinth speaker and manual, mint condition, £95.—Ring Hereford 65222.

**For sale:** TS-700G, fitted T. & T. pre-amp. and vox unit, as new, £325 or near offer. Hustler SF-22  $\frac{3}{4}$ -whip and HLM boot mount, as new (cost £22), £15. S.M.C. monitor 'scope, mint, unused, £60.—Ring Moscrop, G4EMG, 01-534 3460.

**For sale:** Yaesu FRG-7, 4 months old, guaranteed, £140 or offer. Exchange Grundig 'Satellit', or similar.—Ring Parkin, 01-659 1106.

**Sale:** Ken Products KP-12A RF speech processor, audio-to-audio via 10.7 MHz, £36. Trio MC-50 dual impedance desk mic., £16. SP-400, £11. All post free.—Ring Stewart, GM4DHJ, 041-889 9010.

**Selling:** Hammarlund HQ-110 receiver, 160-6m., with IF Q-multiplier, £80.—52 Bunkers Hill Lane, Bilston, West Midlands.

**Selling:** Rare Canadian wartime W/S No. 29, working, £25. Wanted: Avo VCM Mk. IV; working Redifon GR-410 Tx/Rx. Exchange with No. 29 Set considered.—Ring Taylor, G3UCT, Fleet 6998.

**Wanted:** Transceiver for 2-metres side band, up to £150 offered.—Ring Brindley, G3DYZ, Sheffield (0742) 373850.

**Sale:** Creed 7E teleprinter, excellent condition, £25.—Ring Bensley, G3PTZ, Lincoln 33141.

**For sale:** FT-200, mint condition, fully crystallised on 10m., with speaker, mic., fan and power supply, £220 or near offer.—Ring Nutt, GM3YDN, Crosshill 338 (Ayrshire).

G4DSG

G3HEO

## D. P. HOBBS LTD.

### THE COMPONENT SPECIALISTS

**SOLDERING IRONS.** Antex C.C.N. 15w., £3-93. C.X. 18w., £3-75.1 X25 25w., £3-75. S.T.3 stand, £1-51. Dee Gee 25w., £2-93. ORYX Super 30, £3-78. ORYX 50 Temp. Control Iron, £8-53. ERSAs Sprint I/W Solder Gun, £10-26. ORYX SR3A/S Solder Sucker, £5-34. Spare noz., 81p. P. & P. all irons and acc. 25p each.

**TESTMETERS.** Eagle C1050 20K.O.P.V., £12-90. Eagle C1095 with 4 pos. meter, £17-00. I.C.E. Microtest 80, 20K. O.P.V., £16-15. I.C.E. Supertester 680R, 20K. O.P.V., £27-27. P. & P. all meters, 75p each.

**CAPACITORS.** 100µF 15v. W.E., 10p ea. 150µF 6.3v. W.E. Mullard 5 for 20p, 680µF 35v. W.E., 12p ea. Sprague 3300µF 35v. S.E. 2" x 1", 50p ea. P. & P. 20p under £2-00. 3300µF 63v. 2-25A screw term, 45p. 3300µF 63v. 10 Amp. screw term, 60p. P. & P. 25p ea. 800µF 60v. screw term, 90p. 10µF 300v. A.C. work paper, 75p. 10µF 630v. D.C. oil filled paper block, 90p. P. & P. 50p ea. W.W. Pots 25k 3 watt  $\frac{1}{4}$ " x  $\frac{3}{8}$ " spindle, 15p ea. 4P. 2W. Wafer + DP Mains Rotary Switches, 15p. P. & P. 20p under £2-00.

NR56 VFI Monitor Receivers for 2 metres ... .. £54-00

YAESU FRG7 General Coverage Receiver. -5-30 MHz ... .. £162-00

FDK QUARTZ 16. 2 metre FM Transceiver fitted 10 ch. ... .. £157-25

Also in stock: Microwave Modules Converters, Transverters and Counters. QM70 Products. Bantex Mobile Aerials and Mag. Mounts. Jaybeam Aerials.

Prices include VAT.

Part exchange welcome. Access or Barclay Card.

11 KING STREET, LUTON, BEDS. Tel: 20907

NOW OPEN—D. P. HOBBS (NORWICH) LTD.

13 St. Benedict Street Norwich. Tel: 615786

## G2DYM ANTI-TVI TRAP DIPOLES

DO CUT OUT TVI TX-ing and SWL-ing,

MODELS:—SWL, £29.81; 500 Watt or SWL, £41.06

2KW, £46.68; inc. 75' feeder.

Aerial Matching Unit 500 Watt And S.W.L. 10-160 metres inc.

Shipping Band, £16.25, 2KW Model £22.50

Inc. VAT and CARRIAGE. Send 10" x 7" 12½p s.a.e. and 3 x 9p stamps for details, aerial article, test reports testimonials.

LAMBDA, WHITEBALL,  
WELLINGTON, SOMERSET

### FROM G8MWW .

UR43 COAX. 50 ohm standard at 13p per metre, p/p 2½p per m.

UR59 COAX. 50 ohms Miniature Nylon at

5p per metre, post ½p per m.

75 ohm LOW LOSS T.V. COAX at 15p per metre, post 2½p per m.

300 ohm TWIN RIBBON ... at 8p per metre, p/p 1½p per m.

300 CARBON FILM RESISTORS. Mixed values and Wattages for

£1-20, post 45p

REYCO PROFESSIONAL SOLDER SUCKERS at £6-00, post 60p

HC6U XTALS. 10-245, 11-155, 8-022, 8-025 ... at £1-50 each

20 CORE SCREENED CABLE up to 9m. coils at

18p per metre, post 4½ pper m.

8 CORE SCREENED CABLE up to 19m. coils at

12p per metre, post 2½p per m.

SBE MOBILE PTT MICROPHONES. Modern Med. imp with

curly lead, suits most rigs and Pye RTs ... .. £6-00, post 50p

SAE for full lists of Xtals and Cables, etc.

W. H. WESTLAKE, G8MWW, Clawton, Holworthy, Devon

## CALL BOOKS

### INTERNATIONAL :

<b>RADIO AMATEUR CALL BOOKS (1978)</b>	
"DX Listings" . . . . .	£9-05
"U.S. Listings" . . . . .	£9-60
<b>U.K. Call Book, 1978 Edn. (RSGB)</b>	£3-20

## MAPS

<b>"SHORT WAVE MAGAZINE" DX ZONE MAP (GREAT CIRCLE)</b>	
In colour. New 8th Edition. . . . .	£2-25

<b>AMATEUR RADIO MAP OF WORLD</b>	
Mercator Projection — Much DX Information — in colour. Second Edition . . . . .	£1-05

<b>RADIO AMATEUR MAP OF THE U.S.A. AND NORTH AMERICA</b>	
State boundaries and prefixes, size 24" by 30", paper . . . . .	90p

<b>RADIO AMATEUR'S WORLD ATLAS</b>	
In booklet form, Mercator projec- tion, for desk use. Gives Zones and Prefixes (New 9th Edition) . . . . .	£1-60

## LOG BOOKS

<b>Standard Log (New Glossy Cover)</b> . . . . .	£1-30
<b>Receiving Station Log</b> . . . . .	£1-35
<b>Minilog (New style)</b> . . . . .	98p

*(The above prices include postage and packing).*

*Available from*

## SHORT WAVE MAGAZINE

Publications Dept., 34 High Street, Welwyn,  
Herts. AL6 9EQ - Tel. Welwyn (043871) 5206/7

(Counter Service, 9.30-5.15, Mon. to Fri.)

(GIRO A/C No. 547 6151)

## ANTENNA FAULTY?

**LOSING DX?** Check it FAST with an Antenna Noise Bridge. Ideal for verticals, mobile, etc. Measure resonance 1-150 MHz and radiation resistance 20-200 ohms DIRECTLY (2-1000 ohms 1-30 MHz). GET a STRONGER SIGNAL for only . . . £8-20

**QRM?** FREE DX from tiring WHISTLES and CW interference FAST with a Tunable Audio Notch Filter—between your receiver and speaker. Sharp notch tunes 350-5000 Hz, needs 12v. DIG OUT the RARE DX that others CAN'T HEAR for only £7-90

Each easy-assembly kit includes all parts, printed circuit, case, etc., postage, money back assurance, so SEND off NOW.

**CAMBRIDGE KITS** 45 (SD) Old School Lane,  
Milton, Cambridge.

**Selling:** Liner-2, with PSU and mobile mount, excellent condition, £125. Seiwa MS-2 FM Rx, with case, crystals, Nicad pack, excellent, £55. Lowe REC-1420C monitor Rx, 6 crystals, mobile mount, £20. T.W. 'Communicator', 2-metres, working, £20.—Morrison, 14 Woodcote Road, Tettenhall, Wolverhampton. (Tel: 0902-755634.)

**Selling:** SSR-1 general coverage receiver, £95. Micro-wave Modules 2m. converter, IF 28 MHz, £12. Part-ridge VFA and aerial tuner, £5. S.T.E. 455 kHz FM discriminator, £2.—Ring Collett, 021-747 7925.

**Sale:** QC1246AX filter with sideband crystals, £22. Datong RF clipper board, £13. Flexible 'gooseneck', 21in., £2. All used, good condition.—Lemay, 108 Slewins Lane, Hornchurch, Essex.

**For Sale:** Racal RA-17L communications receiver in cabinet, with handbook, excellent condition, £29.—Hanson, 6 Woodhall Place, Parksite Estate, Newcastle-under-Lyme, Staffs.

**Sale:** FT-200/FP-200, £170. Electroniques QP-166 RF unit, £10. Eddystone 898 dial, £5. Kokusai Type MF455-15CK mechanical filter, with crystal, £17. Codar AT-5, £15.—Ring Silvester, G4DAQ, Luton 34053.

**Wanted:** Canadian No. 52 Tx/Rx, complete and working, and individual items (connectors etc.) for spares; also R.209 Mk. II. Details and price please.—Ring Taylor, G3UCT, Fleet 6998.

**Wanted:** Trio 9R-59DS or JR-500SE, in good condition. Details and price please.—Strike, The Green, Millom, Cumbria. (Tel: Millom 2528).

**Wanted:** Receiver Type R.1155, any model, for Aircraft Museum. Details and price please.—Smith, G8EGU, 60 Orchard Way, Balderton, Newark, Notts.

**Selling:** Yaesu FR-101 digital receiver, with matching speaker, mint condition (cost £540 new), first offer over £400 secures.—Ring Benton, 021-706 3371 ext. 34, office hours.

**Wanted:** Manual for 'Am' Type 11 oscilloscope (Ref. 10S/562); buy, or borrow for copying.—Fraser, 3 Rimbleton Avenue, Glenrothes, Fife.

**For sale:** Eddystone EC-10 Mk. II, battery/mains, £90. EB-34 with tuning meter, BFO, battery/mains, £90.—Holder, South Furzehill, Lynton, Devon.

**Wanted:** K.W. Vanguard, DX-100, or similar AM/CW Tx. Details and price please.—Aldridge, 1 Balmoral Avenue, Leyland, Lancs.

**Selling:** Lafayette HA-600A general coverage Rx, immaculate condition, £38.—Travers, 157 Wales Road, Kiveton Park, Sheffield. (Tel. 0909-771831).

**Wanted:** Gelson 80-10m. transmitter, VFO or CW, plus SB-10 sideband adaptor. Condition and price please.—Ledger, G3UBL, 51 Lancaster Close, Albrington, Wolverhampton WV7 3NH.

**Sale:** Pye 'Pocketfones' working on 433.2 MHz, also xtals for RB4, with Rx helical, two sets of batteries and Pye Base charger, all in good condition, £40.—Berry, 99 Keighley Road, Colne (864877), Lancs.

**Selling:** Yaesu FR-101D and FL-101RF, £520 (not available separately, seen working). Buyer inspects and collects.—Hall, G4FRN, QTHR. (Tel: Cobham 3197).

**Wanted:** Handbook and circuit for Hallicrafters Model S.36 UHF Rx. Buy or borrow.—Bracey, 11 Seymour Road, West Clacton, Essex.

**Exchange:** KW-500 Linear amp. for KW-109 ATU.—Fennell, Eastview, Gedney Dyke, Spalding, Lincs. (Tel: Long Sutton (0406) 362501).

**Wanted:** Any condition Type 3 Mk. II Set, or parts; command receivers, transmitters, racks; SCR-522 receiver, transmitter, rack; Wireless Sets 21, TR9, 1133, 1196, leads, power unit; Remote control unit for TCS-12; Any German equipment or parts; Leads for No. 29 Set; Indicators 62 and 184.—Warner, 45 Eastry Close, Stanhope Estate, Ashford, Kent.

**Sale:** Atlas 210X with noise blanker, virtually new, £100 under list price.—Robinson, G2KF, QTHR. (Tel: 072-681 2337).

**Wanted:** Eddystone S.750 Rx, must be in first class (near mint) electrical and mechanical condition throughout; round die-cast speaker and 'beehive' S-meter would be added bonus. Details and price please.—Davies, 16 East Parade, Rhyl, N. Wales.

**Sell or exchange:** R.1155 with PSU and audio stage, £30. Or exchange for 'scope.—Ring Nicholson, 0244-531000.

**Wanted by SWL newcomer:** Amateur or general coverage receiver, valve or transistor, plus any interesting bits for SWL.—Altree, Winsford House, Halwill, Beaworthy, Devon.

**Sale:** Yaesu FT-101 and SP-101, mint, £225.—Ring Hewitt, Newmarket 741337.

**For sale:** Twin-meter SWR bridge, as new, boxed, 77.—Edwards, G3RJB, 41 Winston Road, Hereford.

**Selling:** KP-202 hand-held transceiver, fitted 6 channels, with leather case and base charger, scarcely used, mint, £105. R.A.E. home study course, used by Distinction candidate, £25.—Ring Jones, 046-02 376 (South Chard).

**Sale:** Drake R-4C receiver, excellent condition, offered at £290 for quick sale.—Jesson, G4CNY, 181 Kings Acre Road, Hereford. (Tel: 0432-3237.)

**For sale:** Eddystone EC-10 Mk. II receiver, good condition, with twin external speakers and telescopic aerial, £100.—Beynon, 137 Hobmoor Road, Small Heath, Birmingham B10 9BS.

**For sale:** Liner-2 with mains PSU and fitted pre-amp., £110 or near offer.—Ring Black, G8HPD, Wheat-hampstead 3307 after 7 p.m.

**For sale:** Europa 2 and 4 (brand new), Ham-M h/d rotor and box, two antennas, 2in. dia. pole, £200.—Francis, Keeill Voirrey, Walpole Drive, Ramsey, Isle of Man.

## MORSE CODE RECEIVING AND SENDING

**Receiving:**  
**CASSETTE A** For Amateur Radio examination preparation. Speed slowly increasing from 1-12 w.p.m.  
**CASSETTE B** For Professional examination preparation. Computer produced morse from 12-24 w.p.m. Including international procedure signs and symbols and their incorporation into messages.

**Sending:**  
 Morse Key and Buzzer Unit for sending practice and own Tape preparation. Phone output.  
 Prices: each cassette, including booklets, £4.50  
 Morse key and buzzer unit, £4.50

Prices include VAT, postage, etc.

**M H ELECTRONICS**  
 12 LONGSHORE WAY, MILTON,  
 PORTSMOUTH, PO4 8LS

## RADIO AMATEUR PREFIX-COUNTRY-ZONE LIST

published by GEOFF WATTS

Editor of "DX News-Sheet" since 1962

The List you have always needed, the list that gives you everything, and all on one line! For each country:—  
 a. its DXCC "status"  
 b. the normal prefix  
 c. the special prefixes  
 d. the ITU call sign block allocation  
 e. the continent  
 f. the "CQ" Zone No.  
 g. the ITU Zone No.

Full information on Antarctic stations, USSR Klub-stations, obsolete prefixes used during the past 5 years, and much more, and the List can be kept always up-to-date because ample space has been provided for adding every new prefix, each new ITU allocation, etc. Everything arranged alphabetically and numerically in order of prefix. Ideal for Contest operators and SWL's.

Tell your Club-members about it. Order a gift copy for that overseas friend 15 pages. Price 40p (UK) or sent overseas (air-mail) for \$1 or 5 IRCs (55p)

GEOFF WATTS

62 BELMORE ROAD, NORWICH, NR7 0PU, ENGLAND

# RADIO AMATEUR HANDBOOK (ARRL 1978)

55th Edition

This HANDBOOK, the most widely used manual of communications theory, design, and construction, contains descriptions of the latest solid-state devices and their application. The construction projects included cover the entire field of Amateur Radio Interest. Written in a no-nonsense style, the HANDBOOK appeals to beginners and advanced amateurs alike. This new edition contains nearly 700 pages, including index. Priced at £6.50, also available in a hard-covered cloth bound edition at £9.40 (including postage).

Order from

Publications Dept.

**SHORT WAVE MAGAZINE LTD.**  
 34 HIGH STREET, WELWYN  
 HERTS. AL6 9EQ

## T.M.P. ELECTRONIC SUPPLIES

**SHOP NOW  
OPEN**

Daily 9-30 a.m.-5 p.m.

Early closing Tuesday 1 p.m., Saturday 2.30 p.m.

Full range of SMC equipment in stock, YAESU, etc.

at

**Britannia Stores, Leeswood, Mold, Clwyd  
CH7 4SD**

Tel.: Pontybodkin 846 STD 035 287

**JOHNS RADIO**

424 BRADFORD ROAD, BATLEY, YORKS.

Telephone 0924-478159 (9.30 a.m. to 1 p.m.)

**Communication Receiver Racal RA-117E.** Frequency Range 1-30 MHz in 30 Bands 1 MHz wide. Effective Scale Length 145ft. 6in. corresponds to 100 kc/s. Power 100-125 or 200-250 AC. Internal Speaker. Crystal Filter. Bandwidth 100 Hz to 13 kHz in six bands, with S-Meter, two IF stages. Slow Motion BFO, uses 27 Valves (BG7 and BG9). As new condition, with handbook and circuit (in metal louvered case), £300 (carriage approx. £10). All our sets are bought direct from the Government. All are bench tested and checked in our own workshop before despatch, for full calibration.

Racal M.A. 197B Selector-Protector. Power 100-250 or 200-250 VAC. Range 1MC/5-30MC/5 in 6 switched bands. Size as receiver 19"x19" but 7" high. Good used condition £35. Or in new metal louvered case matching receiver £50. Carr. £10. Can be used with any receiver

Send S.A.E. for any enquiries. Trade terms on quantities. Working demonstration on Ritty etc. in our works by appointment.

**CASH AND CARRY WAREHOUSE PRICES**

Large stocks of SONY, HITACHI, NATIONAL MITSUBISHI, TOSHIBA DYNATRON and all leading makes of radio, tv, hi-fi, bridges, freezers and washers.

**SPECIAL OFFER National DR48 £269.95** HP available Established over 50 years. Based on First Class after Sales Service Please enclose large s.a.e. with enquiries or call at our Showroom. Closed Wednesdays

**G3ST PARK ELECTRIC CO. LTD. G8HGE**  
211 STREATHAM ROAD, MITCHAM, SURREY 01-648 6201

**ROBOT SSTV**

NEW. '400' SCAN CONVERTERS with RAM ... £666.00

SECONDHAND '80A' CAMERA—Mint... .. £199.00

Prices include VAT. SAE for details.

**AERO & GENERAL SUPPLIES**

32 Rufford Avenue, Bramcote, Nottingham NG9 3JH

Tel.: (0602) 397588

**ALL  
VALVES  
& TRANSISTORS**

Call or phone our  
Mr. Stephan for a quotation  
**01-749 3934**

We are one of the largest stockists of  
valves etc. in the U.K.

**COLOMOR ELECTRONICS LTD 170 GOLDHAWK ROAD  
LONDON W12****MORSE MADE EASY BY THE RHYTHM METHOD!**

**FACT NOT FICTION NO, TAPE WON'T WORK AS WELL**  
If you start RIGHT you will be reading amateur and commercial Morse within a month. (Most students take about three weeks). That's why after 24 YEARS we still use three scientifically prepared 3-speed records with which you cannot fail to learn the MORSE RHYTHM automatically, it's as easy as learning a tune. 18 w.p.m. in 4 weeks guaranteed. Complete course comprising: (2 x 12" + 1 x 7" 3 speed records + books. £5 (p.p. 50p, overseas £1). Details only s.a.e. or ring Stan Bennett (G3HSC) 01-660 2896. Ex RAF keys £2.70. (Box 14) 45 GREEN LANE, PURLEY, SURREY

For sale: FT-2F, with three repeaters and nine simplex above 145 MHz, excellent condition, in daily use, £95 or near offer. PF-70 UHF handie-talkie, fitted SU8, SU20 and RB10, with tone burst, Antec 'rubber duck' and new leather case, in first class condition, £80 or near offer.—Ring Shipton, South Benfleet 53997.

Selling: Trio 9R-59DS receiver, £45. Buyer collects. (London S.W.19).—Box No. 5637, Short Wave Magazine Ltd., 34 High Street, Welwyn, Herts. AL6 9EQ.

Wanted: Grundig 'Satellit', will exchange J.V.C. Model 9475LS stereo radio cassette recorder.—Hardy, 17 Green Lane, Fordingbridge, Hants. SP6 1HT. (Tel: Fordingbridge 52093 after 6 p.m.).

Wanted: Heathkit 'Mohican' receiver, beam rotator, BC-221 and Eddystone mounting blocks.—Newton, 20 Ormsby Bank, Middlesbrough TS7 9EB.

Sale: BC-221M mains power pack, as new, £25. BC-221Q mains power pack, £20. TF-1041A VTVM, £20. TS-69A/AP absorption frequency meter, 341-1000 MHz, with charts, £25. TF-1267 transmission test set, £10. T/R power pack, 480v. at 175 mA. twice, 350v. at 225 mA., 6.5v. at 5A. twice, £5. CV power pack, 25v. at 8A., £12. Miniature 'scope unit with pre-amp., £10. Azimuth beam indicator, with rotation control, £15. TF-987/1 noise generator, £5. Timing signal generator, £5. R4/ARR2 VHF command receiver, £8.—Barnes, 14 Laurel Drive, Eccleston, St. Helens (53018), Merseyside.

Sale: Creed 7 teleprinter spares. Far too many items to list, send Creed Part/No. with s.a.e. for quotation.—Cooper, 9 Cavendish Drive, Kidderminster, Worcs.

For sale: Labgear LG-300 150-watt transmitter, together with Labgear PSU and modulator for LG-300. T.W. 'Communicator' 2m. 12v. portable. Offers?—Goudime, G2DCV, Cedar House, Windlesham, Surrey.

Offering: Racal RA-17L, MA-168B diversity switch, MA-150G synthesiser, S, adaptor, EA-52 diodes, instrument cases, components, etc. Offers?—Ring Betts, West Drayton 43694 after 6 p.m.


For sale: Pye Cambridge AM-10B, hi-band 12.5 kHz, with cradle, control cable and mic., £35. Three G.E.C. 'Courier' hand-held portables, AM hi-band 12.5 kHz, complete with mics., leather cases and batteries, £30 each. Storno 'Viscount' control box and cable, £4.—Axford, G4AQZ, QTHR. (Tel: 025-584 632 after 6 p.m.).

Sale: FR-DX400, 10-160m., mint, £140.—Hartwell, Town Mills, Wiveliscombe (23762), Taunton TA4 2LY.

Selling: Racal RA-17 receiver, excellent condition, £200. MA-168B diversity switch, £30.—Ring Betts, G4EAK, West Drayton 43694 evenings.

Imminent move forces sale: Drake twins, Perfect Drake T-R4CW, all less than five months old; Drake mics., LPF, h/phones, brass key, Vibroplex key, KW-109, CD-44 rotor, Mustang 3-ele. beam. Various items, send s.a.e. for details.—Kelleway, GW3CBA, QTHR.

Sale: Racal RA-17, very good condition, with RA-37 LF adaptor, spares and handbook, £250.—Ring Holland, G3GHS, 01-399 6293.



## CREATE YOUR OWN REFERENCE LIBRARY

The "EASIBINDER" is designed to bind 12 copies of the Magazine as you receive them month by month, eventually providing a handsomely bound volume for the bookshelf.

No need to wait until twelve copies are assembled. As each copy is received, it is quickly and simply inserted into the binder. Whether partially or completely filled, the binder is equally effective, giving the appearance of a book, with each page opening flat.

Strongly made with stiff covers and attractively bound in maroon Rexalon and Milskin, the binders have only the title gold-blocked on the spine and the date frame.

Price £2.35 (incl. P & P)

PUBLICATIONS DEPARTMENT  
SHORT WAVE MAGAZINE  
34 HIGH STREET,  
WELWYN,  
HERTS. AL6 9EQ

*Subscription rate to Short Wave Magazine is £5.50  
for a year of twelve issues, post paid.*

SIMPLE, LOW-COST

## WIRE ANTENNAS

by William I. Orr, W6SAI

This excellent and thoroughly recommended handbook, is the publication on the practical approach to building aerials. After starting with aerial fundamentals there are discussions and descriptions of ground-plane, end-fed, DX dipole, vertical and wire beam antennas, plus coverage on a universal HF antenna system and working DX with an "invisible aerial"; the SWR meter and coaxial cable also have chapters to themselves.

The whole book is presented in an authoritative immensely clear, readable and enjoyable manner with the emphasis on the practical throughout—to the extent that even the chap who can hardly strip a piece of co-ax need not feel at all left out! Just as practical for the SWL, too!

192 pages

**£3.15** inc. post

Order from:

Publications Dept.

**SHORT WAVE MAGAZINE LTD.**

34 High Street, Welwyn, Herts. AL6 9EQ.

## WORLD RADIO|TV HANDBOOK 1978

The World's only complete reference guide to International Radio & Television Broadcasting Stations. It includes: Frequencies, time schedules, announcements, personnel, slogans, interval signals and much more besides of value to the listener.

Lists all International short-wave stations, including frequencies, for each country; foreign broadcasts, long and medium wave stations (AM broadcast Band), TV stations and domestic programmes. Long recognised as the established authority by broadcasters and listeners. It is the only publication that enables you to identify BC stations quickly and easily. Enables you to fill more pages in your log book on the SW BC bands and helps you add more BC-station QSL cards to your collection.

**£8.30**

(The above price includes postage  
and packing).

from:

**SHORT WAVE MAGAZINE**

34 High Street, Welwyn, Herts. AL6 9EQ.

# Have you got all these ARRL titles on your shelf? . . . .

SOLID STATE DESIGN FOR THE RADIO AMATEUR (New Title)	... ..	£5.35
ELECTRONICS DATA BOOK	... ..	£3.25
ANTENNA BOOK, 13th Edition	... ..	£3.43
UNDERSTANDING AMATEUR RADIO	... ..	£3.28
A COURSE IN RADIO FUNDAMENTALS	... ..	£2.18
FM AND REPEATERS FOR THE RADIO AMATEUR	... ..	£3.05
RADIO AMATEUR HANDBOOK 1977 (soft-cover)	... ..	£6.50
RADIO AMATEUR HANDBOOK 1977 (hard-cover)	... ..	£9.40
SPECIALISED COMMUNICATIONS TECHNIQUES FOR THE RADIO AMATEUR	... ..	£2.60
HINTS AND KINKS	... ..	£1.88
SINGLE SIDEBAND FOR THE RADIO AMATEUR	... ..	£3.30
VHF MANUAL	... ..	£3.20

(all prices include post/packing)

Available from **SHORT WAVE MAGAZINE**

Publications Dept.,

34 HIGH STREET, WELWYN, HERTS., AL6 9EQ. Telephone : Welwyn 5206/7

Latest 1978 (56th Edition)

## CALL BOOK— DX LISTINGS

(i.e. all amateur call-signs outside the U.S.A.)

In this issue . . .

- \* 280,928 licensed radio amateurs
- \* 133,162 changes in listings
- \* QSL Managers around the world
- \* Radio Amateur Prefixes of the World, with Map
- \* ARRL Countries list
- \* Great Circle bearings
- \* Standard Time charts
- \* World-wide QSL Bureaux
- \* Plus much, much more!

856 pages **£9.05** inc. postage

Order from :

Publications Dept.,  
SHORT WAVE MAGAZINE LTD.,  
34 High Street, Welwyn,  
Herts., AL6 9EQ

Latest 1978 (56th Edition)

## CALL BOOK— U.S. LISTINGS

In this issue . . .

- \* 348,679 U.S. licensed radio amateurs
- \* Repeater Stations
- \* SSTV Directory
- \* Zip codes and licence class on all listings
- \* Stop press—late QTH's
- \* ARRL Countries list
- \* International postal information
- \* Census of Amateur Radio licences of the World
- \* Plus many other features

992 pages **£9.60** inc. postage

Order from:

Publications Dept.,  
SHORT WAVE MAGAZINE LTD.,  
34 High Street, Welwyn,  
Herts. AL6 9EQ

# Technical Books and Manuals

(ENGLISH AND AMERICAN)

## AERIAL INFORMATION

Practical Aerial Handbook, 2nd Edition (King)	£6-20
Aerial Handbook (Briggs)	£1-10
Beam Antenna Handbook	£3-00
Cubical Quad Antennae, 2nd Edition	£3-00
Simple Low Cost Wire Antennas, by Orr	£3-15
73 Vertical Beam and Triangle Antennas (E. M. Noll)	£3-75
73 Dipole and Long-Wire Antennas (E. M. Noll)	£3-75
Antenna Handbook (ARRL) 13th Edition	£3-43

## BOOKS FOR THE BEGINNER

"Short Wave Magazine" R.A.E. Questions and Answers, 1972-1976	£2-15
Solid State Short Wave Receivers for Beginners (R. A. Penfold)	£1-10
Electronics Self-Taught	O/S
Beginners Guide to Radio (New 8th Edition)	£3-05
Beginners Guide to Electronics	£2-60
Course in Radio Fundamentals, ARRL	£2-18
Guide to Amateur Radio (16th Edition) (RSGB)	O/P
Ham Radio (A Beginners Guide) by R. H. Warring	£3-33
Morse Code for the Radio Amateur (RSGB)	50p
Radio Amateur Examination Manual (RSGB)	£1-60
Simple Short Wave Receivers (Data)	£1-05
Understanding Amateur Radio (ARRL)	£3-28

## GENERAL

How to Make Walkie-Talkies (Rayer)	£1-45
Amateur Television, new 2nd Edition (BATC)	£2-30
50 (FET) Field Effect Transistor Projects, by F. G. Rayer	£1-40
Amateur Radio Awards (RSGB)	£2-10
How to Build Advanced Short Wave Receivers (Penfold)	£1-35
50 CMOS IC Projects (R.A. Penfold)	£1-15
50 Projects Using IC CA3130 (R.A. Penfold)	£1-15
Better Short Wave Reception, New 4th Edition	£3-15
FM & Repeaters for the Radio Amateur (ARRL)	£3-05
Easibinder (to hold 12 copies of "Short Wave Magazine" together)	£2-35
Oscar—Amateur Radio Satellites	£4-20
Test Equipment for the Radio Amateur (RSGB)	£4-40
World Radio & T.V. Handbook 1978 Edition	£8-30
World's SW, MW, LW, FM and TV Broadcasting Stations Listing	O/S

## HANDBOOKS AND MANUALS

Radio Communication Handbook, Vol.1 (5th Edition), RSGB	£9-30
Radio Communication Handbook Vol. II (5th Edition) RSGB	£8-05

Surplus Conversion Handbook	£3-0
Teleprinter Handbook (RSGB)	£8-8
Radio and Electronic Laboratory Handbook, 8th Edition (Scroggie)	£8-75
Amateur Radio DX Handbook	£3-33
New RTTY Handbook	£3-00
Radio Amateur Operators Handbook	90p
Slow Scan Television Handbook	£3-35
Television Interference Manual (G3JGO)	O/P
Specialized Communications Techniques for the Amateur (ARRL)	£2-60
Advanced Communications Systems	£12-05
Working with the Oscilloscope	£1-90
Radio Amateur Handbook 1978 (ARRL), soft cover	£6-50
Radio Amateur Handbook 1978 (ARRL), hard cover	£9-40
Shortwave Listener's Handbook	£3-80

## USEFUL REFERENCE BOOKS

Solid State Design for the Radio Amateur (ARRL) new title	£5-35
Foundations of Wireless and Electronics, 9th Edition (Scroggie)	£4-50
Amateur Radio Techniques, 5th Edition (RSGB)	O/P
Engineers Pocket Book, 6th Edition	£2-03
U.K. Call Book 1978 (RSGB)	£3-20
Hints and Kinks (ARRL)	£1-88
Radio Data Reference Book RSGB	£3-60
Single Sideband for the Radio Amateur (ARRL)	£3-30
Sun, Earth and Radio	£2-30
NBFM Manual (RSGB)	£1-35
Electronics Data Book (ARRL)	£3-25

## VALVE AND TRANSISTOR MANUALS

Digital IC Equivalents & Pin Connections	£2-82
Transistor Audio & Radio Circuits—2nd Ed. (Mullard)	O/S
Towers' International Transistor Selector, (New Revised Edition)	£5-15
Service Valve and Semiconductor Equivalents	55p
Radio Valve and Semiconductor Data (10th Ed.)	£2-86

## VHF PUBLICATIONS

VHF Handbook, Wm. 1 Orr (New Ed.)	£3-95
VHF Manual (ARRL)	£3-20
VHF/UHF Manual (RSGB), 3rd Ed.	£6-70

O/P (Out of print)

O/S (Out of stock)

THE ABOVE PRICES INCLUDE POSTAGE AND PACKING

Many of these titles are American in origin

(terms C.W.O.)

(prices are subject to alteration without notice)

Available from

**SHORT WAVE MAGAZINE**

Publications Dept.

34 High Street, Welwyn, Herts. AL6 9EQ - Welwyn (043871) 5206/7

(Counter Service. 9.30-5.00. Mon. to Fri.)

(GIRO A/C. No. 547 6151)



# B. BAMBER ELECTRONICS

DEPT S, 5 STATION ROAD, LITTLEPORT, CAMBS., CB6 1QE

Tel.: Ely (0353) 860185 (Tuesday - Saturday)

CALLERS WELCOME BY APPOINTMENT ONLY

## ALL BELOW — ADD 8% VAT

**PUSH-BUTTON TELEPHONES.** A ten digit push-button intercom telephone with handset, finished in smart grey plastic. Equipment, but good condition. Only £2.50 each.

**OUTDOOR TELEPHONES.** An external intercom telephone unit (waterproofed for outdoor use). Has external handset and internal mike and speaker. 10 push buttons for dial code + 4 push buttons for select handset, speaker, etc. + pilot lights. Brand new and boxed, few only. Only £6 each.

**MAINS TRANSFORMERS, TYPE 15/300.** 240V input, 15V at 300mA output, £1.50 each.

**MAINS TRANSFORMERS, TYPE 45/100.** 240, 220, 110, 20, 0V input, 45V at 100mA output, £1.50 each.

**MECHANICAL COUNTERS.** 4-digit Resettable, 60p each.

**LARGE ELECTROLYTIC PACKS,** contain range of large electrolytic capacitors, low and high voltage types, over 40 pieces, £3.00 per pack (plus 12½% VAT).

## A RANGE OF DRAPER TOOLS FOR THE ELECTRONICS ENTHUSIAST.

**MAINS TESTER SCREWDRIVERS.** 100 to 500V Standard size, 50p. Large, 70p.

**RADIO PLIERS.** 5½", £1.80. 6½", £2.00.

**DIAGONAL SIDE CUTTERS.** 6½", £2.20.

**SMALL SIDE CUTTERS L12.** Standard, £4.30. L17 (with wire holding device), £4.50.

**MIDGET OPEN ENDED SPANNER SETS.** 0+1, 2+2 3+5, 4+6, 6+8BA sizes, £3.20

set of 5 +4.5 5+5.5, 4+6 6+7, 8+9 10+11mm. sizes, £4.00 set of 6.

**MINIATURE FILE SETS.** Set of 6, £2.20. Set of 10, £3.60 (Round, flat, etc.).

**TAP AND DIE SETS** (18 pieces) contain 1 each of 0, 2, 4, 6, 8, BA sizes in Dies, Plug Taps, Taper Taps + American type tap wrench, T type tap wrench, Die Holder, £12.50.

## A NEW RANGE OF QUALITY BOXES AND INSTRUMENT CASES

**Aluminium Boxes with Lids**

AB10 5½ x 4 x 1½ 75p

AB13 6 x 4 x 2 1£.00

AB14 7 x 5 x 2½ 1£.25

AB15 8 x 6 x 3 1£.50

AB16 10 x 7 x 3 1£.75

AB17 10 x 4 x 3 1£.50

AB25 6 x 4 x 3 1£.25

**Vynal Coated Instrument Cases**

Light Blue Tops and Plain lower sections. Very smart finish.

WB1 5 x 2½ x 1½ 75p

WB2 6 x 4 x 1½ 1£.00

WB3 8 x 5 x 2 1£.25

WB4 9 x 5½ x 2½ 1£.50

WB5 11 x 6½ x 3 1£.75

WB6 11 x 7½ x 3½ 1£.50

WB7 12 x 6½ x 5½ 1£.85

WB853 8 x 5½ x 3½ 1£.25

## PLUGS & SOCKETS

**BNC PLUGS** (ex-equip.), 5 for 1£.50.

**PL259 PLUGS** (PTFE). Brand new, Packed with reducers, 75p each.

**SO239 SOCKETS** (PTFE). Brand new (4 hole fixing type), 60p each.

**N-TYPE PLUGS**, 50 ohm, 60p each.

**GREENPAR** (GE30015). Chassis Lead Terminations. (These are the units which bolt on to the chassis, the lead is secured by screw cap, and the inner of the coax passes through the chassis), 30p each, 4 for 1£.00.

**MULTICORE SOLDER.** Size C1SAV18 Savit, 18 SWG, 56p; ½ Kg. (1.1 lb.) 60/40, 20 SWG on plastic reel, £3.00.

**ALU-SOL ALUMINIUM SOLDER** (Made by Multicore) Solders Aluminium to itself or Copper, Brass, Steel, Nickel or Tinplate, 16SWG with multicore flux with instructions, approx. 1 Metre coil 40p pack. Large Reel £2.75.

**SOLDER SUCKERS** (Plunger type). Standard model, £5.50, Skirted model, £6.00. Spare nozzles, 60p each.

## ALL BELOW — ADD 8% VAT

**UR41 ATTENUATOR CABLE.** Nominal 72 ohm, overall dia. approx. ¼", Att. per 100ft. 100MHz 218dB, 200 MHz 316dB, 600 MHz 449dB, 3000 MHz 625dB. Ideal for Rx or Low power Tx fixed attenuators. Supplied with attenuation graph. 4 metres for 1£.00.

**FULL RANGE OF BERNARDS/BABANI ELECTRONICS BOOKS IN STOCK.** S.A.E. FOR LIST

## A NEW RANGE OF SPEAKERS AND CABINETS. BRAND NEW AND BOXED AT BARGAIN PRICES

**TELEFUNKEN HIGH QUALITY SPEAKERS.** 3 ohm, 8 watt RMS, 9½" dia. Full range type, £6.00 each (or 2 for 1£11.00) + 12½% VAT.

**TYPE L2 TRIANGULAR CORNER CABINETS.** Smart woodgrain Formica type finish with nylon grille. Overall height 23" x 12" wide.

Contain Three 15 ohm 6½" x 4". Full range speakers in parallel + 100V line transformer (easily disconnected for 5 ohm operation), £7.50 each (or 2 for 1£14.00) + 12½% VAT.

**TYPE M704 CEILING SPEAKERS.** White plastic fascia 10" square, for recess mounting into ceiling, with 8" dia. 15 ohm full range speaker, £4.00 each + 12½% VAT.

**TYPE L4 PORTABLE SPEAKER CABINET.** Smart woodgrain Formica type finish with nylon grille. 15" high x 14" wide x 7" deep (tapering). Containing 10" round, 15 ohm full range speaker + 100V line transformer £7.00 each + 12½% VAT.

**TYPE HT4 HOTEL SPEAKER CABINET.** Wood veneered, 12½" wide x 5½" high x 3½" deep, with aluminium grille + volume control and 4 way + off switch panels on front. Very smart. Contains 3 ohm 5" x 3" elliptical speaker + 100V line transformer, £5.00 + 12½% VAT.

**AND SPIRALUX.** Tools for the Electronics enthusiast. S.A.E. for list.

**AE CS10B/R MICROWAVE MIXER DIODES,** up to X-Band, max. noise figure 8.5dB at 9.375 GHz, 80p each.

**SUB-MINIATURE ROTARY SWITCHES,** 4 x 2 way make contacts. Size approx. ¾" dia. 1" deep, 3/16" spindle, 50p each.

**DIECAST BOXES.** Please ring, or write (with SAE), for latest mail-order prices.

**PLASTIC PROJECT BOXES** with screw on lids (in Black ABS) with brass inserts.

TYPE NB1 approx. 3" x 2½" x 1½", 45p each.

TYPE NB2 approx. 3½" x 2½" x 1½", 55p each.

TYPE NB3 approx. 4½" x 3½" x 1½", 65p each.

**SMITH'S CLOCK MOTORS.** 200—250V 50 Hz 2 watts, 1 Rev. every 2 mins., 3 hole fixing, ½" spindle, 1£.00 each.

**SLOW MOTION MOTORS,** 120V 50 Hz 1 RPM. Size approx. 2" dia., 1½" deep, with ¼" spindle, 60p each or 2 for 1£.00.

**NEW PCBs FOR PYE LYNX TV-CAMERA STABILISER PANEL** (AT26352), £3.00.

**VIDEO PC B** (AG58314), £5.00.

**LIMITED SUPPLY ONLY. . . ORDER NOW!**

**CERAMIC TAG STRIPS** (4 on 1 mount), 10 mounts for 50p.

**TUNED COILS,** 2 section coils, around 1 MHz, with a black smart tuning knob, which moves an internal core to vary the inductance, many uses, easily rewound, 3 for 50p.

2-6p, 10mm. circular, ceramic trimmers (for VHF/UHF work), 3 pin mounting, 5 for 50p.

**ON/OFF/RX STANDBY SWITCHES** for AM10B Cambridge and Vanguard control boxes, 40p each, 3 for 1£.

**OSMOR REED RELAY COILS** (for reed relays up to ¼" dia., not supplied), 12v., 500 ohm coil, 2 for 50p.

**THIS MONTH'S SCOOP PURCHASE,** PYE CAMBRIDGE AM AUDIO PCB. Brand new, 60p each, or 4 for £2.00.

**VIDICON SCAN COILS** (Transistor type, but no data) complete with vidicon base, £6.50 each. Brand New.

## ALL BELOW — ADD 8% VAT

**WELLER TCP2 and PU2D PSU.** Temperature controlled soldering iron with matching Power Supply Unit, containing sponge and spring stand, £30.00.

**CHARGER PCBs** for ITT Starphone batteries (12v.), with battery compartment. Requires 28v. DC at 50mA. Contains transistorised circuit for constant current limiting, £2.75.

**RED LEDs** (Min. type), 5 for 70p.

## TRANSISTORS

**TO3 TRANSISTOR INSULATOR SETS,** 10 sets for 50p.

**BSX20 transistors** (VHF OSC/MULT), 3 for 50p.

**BC107** (metal can), 4 for 50p.

**BC108** (metal can), 4 for 50p.

**PBC108** (plastic BC108), 5 for 50p.

**PNP AUDIO TYPE TOS TRANSISTORS,** 12 for 25p.

**BFY51 TRANSISTORS,** 4 for 60p.

**BF152** (UHF AMP/MIXER), 3 for 50p.

**2N3819 Fet.** 3 for 60p.

**BC148 NPN SILICON,** 4 for 50p.

**BC158 PNP SILICON,** 4 for 50p.

**BA731 Signal Diodes,** 10 for 35p.

**BYX 38/300 Stud Rectifiers,** 300v. at 2.5A, 4 for 60p.

**SCRs 400v.** at 3A, stud type, 2 for 1£.00.

**TIP2955 Silicon PNP power transistor,** 60v. at 15A, 90 Watts, Flat pack type, 2 for 1£.50.

**GERMANIUM DIODES,** approx. 30 for 30p.

**IN4148** (IN914) DIODES, 10 for 25p.

**741CG RCA OP AMPS,** 4 for 1£.00.

## VALVES

**QQV03/20A** (ex equipment), £3.00.

**QQV03/10** (ex equipment), 75p or 2 for 1£.20.

**6BH6** (ex equipment), 2 for 50p.

All the above valves are untested, except for heaters, and no guarantee of percentage of emission is given. Sorry, no returns.

**6BW6 VALVES** (BRAND NEW), 85p each or 2 for 1£.50.

**MULLARD 85A2 85v. STABILISER VALVES** (Brand New), 70p each or 2 for 1£.20.

## ALL BELOW — ADD 12½% VAT

**BARGAIN PACK OF LOW VOLTAGE ELECTROLYTIC CAPACITORS.** Up to 50v. working. Seatronic manufacture. Approx. 100, 1£.50 per pack.

A large range of capacitors available at bargain prices, S.A.E. for list.

**TV PLUGS** (metal type), 4 or 50p.

**TV LINE CONNECTORS** (back-to-back skt.), 4 for 50p.

**DIN 3-pin LINE SOCKETS,** 15p each.

**3 PIN DIN PLUGS,** 15p each.

## ELECTROLYTICS

**ELECTROLYTICS,** 50µF, 450v., 2 for 50p.

**ELECTROLYTICS,** 100µF, 275v., 2 for 50p.

**ELECTROLYTICS,** 470µF 63v., 3 for 50p.

**ELECTROLYTICS,** 1,000µF 30v., 3 for 60p.

**ELECTROLYTICS,** 5,000 mfd. at 35v., 50p each.


**ELECTROLYTICS,** 5,000µF 50v., 60p each.

**ITT ELECTROLYTICS,** 6,800 mfd at 25v., high grade, screw terminals, with mounting clip, 50p each.

**MULLARD ELC1043/05 VARICAP TV TUNERS.** Brand New, £5.00 each.

# TR-7500

## Why settle for anything less ?



### TR7500

The TR7500 is the very latest 2 metre FM mobile to be introduced by TRIO and will delight the owner with its combination of performance, reliability and unique design. It represents another step forward in the TRIO product line and is designed to give you the very best FM transceiver available in its class.

Whatever you now own, or may have been thinking of buying, you would be foolish to settle for anything less than the TR7500.

**PLL Synthesiser**, no crystals to buy, ever, with the TR7500 since the operating frequencies are generated by a TRIO designed LSI phase locked synthesiser. This provides 80 FM channels at 25 kHz spacing from 144-146 MHz, all 10 repeater and reverse repeater channels. The channels are selected by a single knob and no programming is required from the user—just unpack the rig, connect 12 volt dc and you are on the air.

#### Unique display

TRIO attention to detail at its very best is shown in the method used to display the channel number. TRIO believe that ease of use is the priority consideration, and have arranged the large LED display to show the correct channel number at all times. If you want to operate on S24, turn the channel knob until the display shows 24—simple isn't it? Need R7? Turn the knob until the display shows 7. There's no need to wonder "did I programme S24 into channel 15 or channel 9?"

#### Repeater operation

Available at the touch of a front panel switch. Turn this to "N" (normal) and you operate normal repeater with 600 kHz receiver up-shift. If you wish to listen on the input, turn the switch to "S" (Simplex), and you are there—and can operate simplex on the input frequency. Need reverse repeater? Turn the switch to "R" (reverse) and you operate with transmitter up-shift of 600 kHz. This facility is most useful when you hear several stations calling into a repeater with only one (of course) appearing at the output. Using reverse repeater operation, you can call into the pack to invite anyone to a simplex channel for direct QSO. Automatic tone burst is provided, with a front panel LED to remind you that you have the tone burst on. Needless to say, the 1750Hz is generated by TRIO's unique tuning fork oscillator which guarantees spot on frequency at all times and in all temperatures.

#### Performance plus

A combination of multi section helical filtering at signal frequency, monolithic crystal filters at 10.7 MHz, and sharp multi pole filters at 455 kHz allows the TR7500 to keep on working under strong adjacent signal conditions when other rigs give up.

The receiver performance for sensitivity is excellent. On the samples checked so far, we obtain 12dB SINAD for a startling 0.18 microvolts and under mobile conditions, we copy repeaters in terrain which previously presented real signal problems.

The transmitter generates a true FM signal at 10.7 MHz which is translated directly to two metres in a fully balanced mixer system. This guarantees a superbly clean signal with no unwanted multiplier products, and an all new PA system with specially developed transistors, gives rugged reliable power in excess of 10 watts.

As a final test for freedom from unwanted in band signals, we ran the TR7500 at full output with a TS700G coupled to it on the bench. Tuning from 144-146 MHz on the TS700G, we found just one signal—the wanted one. It was impossible to find a single unwanted signal coming out of the TR7500 under these extremely severe conditions. Wideband checks using the analyser revealed no spurious outputs detectable above noise level. At this point we retired happily!

#### Attention to detail

As is well known, TRIO introduced the since copied variable power SWR protection system, and it is of course fitted to the TR7500 with an improved high gain dc amplifier for tighter and faster control. High/low band change is by push button, with S-meter illumination colour change to remind you of the band in use.

Another simple but typically TRIO thoughtful provision is the special channel knob with a deep moulded indent at S0. You can set this vertical by touch alone and can then count up the channels without even seeing the channel display. Great when mobile and you need your eyes on the road.

Finally the TR7500 with all its potent performance is packaged in a case not much bigger than a TR2200GX!

#### Accessories

The TR7500 is supplied complete and ready to use with the TRIO, quick release mobile, microphone, power leads, comprehensive manual etc., etc. Nothing more to buy to own the best mobile/fixed station FM rig on the market.

**DON'T SETTLE FOR ANYTHING LESS  
THAN THE TR7500**  
**£225 inc. VAT**



### TR2200GX


**TR2200GX, £139 (3 ch.) £169 (12 ch.) inc. VAT**

This is the definitive 2 metre FM portable rig which has won praise from all over the world. Over 2W transmitter output with switched reduction to 400mW for local contacts. High gain receiver with double IF filtering at 10.7 MHz and 455 kHz for razor sharp selectivity.

The TR2200GX is supplied with all accessories including the battery charger for the optional Nicad battery pack, the removable telescopic antenna, the carrying case, the shoulder strap, external power lead, microphone and handbook. Fitted with 12 channels, the price is only £169 inc. VAT. If you wish to start out at a lower price, we can supply the rig fitted 3 channels for only £139. With all its performance, the TR2200GX is a must for the portable operator. At the price, it has to be the best around. Just look around at the next rally and see how many operators are carrying them.

**LOWE ELECTRONICS, Cavendish Road, Matlock, Derbyshire. 0629-2817**

# LOWE ELECTRONICS



## KF 430

- \* SMALL SIZE only 240 x 85 x 60mm.
- \* LIGHT WEIGHT only 1.2 Kg.
- \* FREQ. RANGE 433-346 MHz.
- \* POWER O/P. 10W. or 3W. swit'd.
- \* SENSITIVITY 0.4 $\mu$ V for 20dB qtnq.
- \* AF. B/Width. 500-3000Hz.

These brief details cannot convey the sheer quality of construction of the KF430. The entire receiver front end is housed in its' own fully screened enclosure, as is the transmitter output section. Multiple tuned circuits ensure a clean output signal at all power levels. All crystals are fitted with individual trimmers for spot on accuracy. The receiver selectivity is to current UK and European standards and an automatic tone burst is fitted. The KF430 comes with 9 channels fitted to cover all simplex and repeater channels in current use. A matching microphone and mobile mount are included.

**SPECIAL PRICE : £180 inc. VAT and fitted nine channels.**



## NR56

This remarkable little receiver gives the 2m. FM listener everything the MM This remarkable little receiver gives the 2m. FM listener everything he wants at a very reasonable price. Excellent sensitivity, stability and selectivity coupled with a built-in VFO and very effective squelch make it the ideal receiver for both beginner and keen listener. Although the built-in VFO more than covers the entire 2m. band, crystal control of FM channels offers many advantages (particularly in mobile operation), so crystals, which are ex-stock, may be fitted for the popular channels and repeaters. It requires 12v. DC for operation and it thus is an excellent mobile receiver for mounting in the car, boat or caravan as well as for home use.

**NR56 £54.00 inc. VAT.**



## ASV1515 VHF FM MONITOR

The ASV1515 is a new development of the well known Lowe Monitor. The ASV1515 carries on in the tradition of providing the ultimate in low cost monitor facilities, but with a much improved specification and incorporating many features requested by previous customers.

The ASV1515 can be supplied to cover the 2 metre amateur band or the 156 MHz marine FM band. It has facilities for fitting up to 12 crystal controlled channels and its small size and light weight means that it can be fitted almost anywhere.

The ASV1515 has a built in 240v. AC mains power supply and can also be operated from 12v. DC (negative earth). A built in loudspeaker is provided to make the receiver completely self contained. Further improvements such as the new FET RF stage and a 15 kHz IF filter give the ASV1515 really good performance at low cost. Ashore, float or mobile, the ASV1515 is equally at home keeping you in touch with all the activity.

**ASV1515. SPECIAL PRICE £29 inc. VAT and post. CRYSTALS £2.40 each inc. VAT.**

In addition to the reasonably priced goodies listed above, we have some stock of the Trio VFO 30G 2 metre VFO. With the advent of more and more synthesised rigs, VFO control is going out of fashion and the Tokyo factory want to clear out the VFO 30G at rock bottom price. It's made for the TR7200G and TR2200GX, covers the full 2 metre band and has 600 kHz shift built in. At £45 inc. VAT, it's less than half price so it's first come first served on this one.

Must mention that some of our chaps listed below have been offended by people assuming that they are only selling agents. When we chose our agents, it was only on the basis that they could look after customers in their areas when servicing problems occurred and they are all happy to do this for you—obviously, if a major problem occurs, it's better to send the rig to me at Matlock but I must stress again that in contrast to some of the natty suited, smooth talking but clueless salesmen who seem to be creeping into amateur radio, our folk can help in case of technical problems.

Back to special offers. How about the Uniden 2030 2 metre FM rig at an incredibly low price. It comes to you fitted with 11 popular FM channels and auto tone burst. Power output is around 14 watts and performance is on a par with the TR7200G. People tell us that the Uniden 2030 is the best sounding rig they've heard and we're certainly impressed by it. Here's a really amazing rig at an amazing price, £145.00 inc. VAT and fitted 11 channels. Send for a leaflet now.

**HEAD OFFICE :** 119 CAVENDISH ROAD, MATLOCK, DERBYSHIRE. Tuesday-Saturday 9 a.m.-5.30 p.m.  
Telephone : 0629 2817 or 2430 9 a.m.-9 p.m. Telex 377482.

**BRANCHES :** Communications House, Wallington Square, Wallington, Surrey. Tuesday-Saturday (morning)  
Telephone : 01-699 6700.

27 Cookridge Street, Leeds, Yorkshire. Monday-Saturday 9 a.m.-5.30 p.m. Telephone : 0532 452657.  
Soho House, 362 Soho Road, Handsworth, Birmingham Tuesday-Saturday 9 a.m.-5.30 p.m.  
Telephone : 021-554 0708.

**AGENTS :**  
(evenings and weekends)

John—G3JYG. 16 Harvard Road, Ringmer, Lewes, Sussex. Telephone : Ringmer 812071.  
Sim—GM3SAN. 19 Ellismuir Road, Baillieston, Nr. Glasgow. Telephone : 041-771 0364.  
Alan—GW3YSA. 36 Pen Y Waun, Efail Isaf, Pontypridd, Glamorgan. Telephone : Newtown Llantwit 3809.

REMEMBER — JUST 45p IN STAMPS WILL BRING YOU FULL CATALOGUE



FRG7 DIGITAL £180

# LEE ELECTRONICS LTD.

ESTABLISHED FOR MORE THAN TWO DECADES  
01-723 5521 G8JVL

400 EDGWARE RD., PADDINGTON, W.2  
LONDON'S LARGEST STOCKISTS OF YAESU  
● ANTENNA SPECIALISTS ● STANDARD ● ICOM  
BANTEX ● JAYBEAM ● REVCO ● QM70 ● ATLAS ● ETC.

### FRG-7—DIGITAL DISPLAY

Yes. The world famous FRG-7 is now available with L.E.D. digital read-out fitted by Lee Electronics in place of kHz dial ... Special Price £180 + VAT  
For customers who already own FRG-7's we can supply the digital read-out complete with installation instructions ... £37.00 + VAT  
FRG7 Digital £180 FRG7 with analogue dial £145.00  
FR7 Perspex cover as illustrated £3.50 All plus 12½% VAT

## YAESU MUSEN PRICES—FREE DELIVERY WITHIN UK

FT301 T/RX 1.8-30, 100W, 12v. ... £485.00	FT221R 2m., "All mode" ... £339.00	FR101 DeLuxe "S" BC FM £480.00	YC500 500 kHz Counter 10 PPM ... £210.00
FT301D Digital Readout '301 £585.00	FT227 10W, 400ch, mobile, digital ... £169.00	FR101DD Digital Readout "D" ... £480.00	YC601 Dig. Display 101 and 401 ... £110.00
FV301 External VFO ... £65.00	FT223T/RX 2m. FM 23 ch. 12v. ... £139.50	FT101E Transceiver ... £429.00	YC301 Monitor scope ... £123.50
FRG7 RX-5-30 cont. AC/DC £145.00		FL101 T.X., 1.8-30 MHz 230v. £325.00	
FRG7 Digital ... £180.00		FL2100B Linear 1.2kW PIP £269.00	

ALL + VAT 12½% except Monitor Scope, Clock, Counter, Wattmeter + 8%

### YAESU FT227R + LEE ELECTRONICS AUTO-SCAN

YES WE CAN NOW SUPPLY THE FT227R WITH AUTO-SCAN FACILITIES, DESIGNED AND MANUFACTURED EXCLUSIVELY FOR US—NOTE THESE STAR-FEATURES:

- ★ Scans 40 channels
- ★ 2 speed scan rate
- ★ Locks out unwanted channels
- ★ Automatic tone burst for repeater operation
- ★ Reverse repeater facility
- ★ Scans between 145-146 MHz in 25 kc/s. steps
- ★ Scanning facility

Controlled by switch fitted to microphone (not illustrated)

AVAILABLE END OF APRIL

PRICE: £218 + VAT



### ICOM RANGE

IC215. 2m. 8ch. ...	£132.50
IC215. 2m. 10ch. ...	£142.00
IC202. 2m. SSB ...	£152.90
IC22A. 10W. Mobile ...	£145.00
IC240. 10W. Mobile ...	£164.40
IC245E. 10W. FM/SSB ...	£352.00
IC211E. 10W. FM/SSB ...	£470.00

All Transceivers + 12½% VAT

### STANDARD RANGE

C146A. 2m. H/held ...	£118.00
C850. 10W. Mobile ...	£130.00
C828. 10W. Mobile ...	£159.00

### KYOCUTO DIGITAL II

10W mobile 400CH Tx/rx £235.00

### J-BEAM ANTENNAS

ALL MODELS IN STOCK

### F.D.K. RANGE

MULTI UI. 70cm. mobile ...	£221.00
MULTI 11.2m. mobile ...	£184.00
MULTI 2700 Fm/ssb Tx/rx ...	£435.00

### HELICAL ANTENNAS

2m. with 13NC ...	each £3.85
2m. with PL259 ...	each £3.85

2m. for IC215, TRIO

2200GX, standard C146A £3.65

ALL + post 25p + 12½% VAT

### ICOM ACCESSORIES

EXTALS. S21 or S22, pr. ...	£4.50
Mobile Bracket. 202/215 ...	£10.23
Helical Antenna (P/P 25p) ...	£3.65



## SUPER-SCAN

Manufactured for us, and designed exclusively for use with the IC240. Note these star features: ★ Scans 40 channels in 25Kc/s. steps ★ Locks out unwanted channels. ★ Adjustable scan rate ★ Adjustable phase period ★ Manual mode feature ★ Automatic ± 600 kHz shift of TX frequency when repeater mode is selected ★ Large six digit display shows frequency to 5 kc/s ★ Display always shows frequency in use including TX frequency when PTT is operated ★ Call for demonstration.  
Price £69.00 + 12½% VAT post free.

**SPECIAL NOTICE!** The above Super-scan unit is terminated with 14-pin plug to plug into rear of IC-240, but customers' IC-240's have to be wired with socket to accept the above unit. We can carry out the above modification if required—price £6 inc. VAT and return postage.

EXPORT ENQUIRIES WELCOMED  
FREE PARKING AT REAR OF SHOP



## THE LEADERS IN SYNTHESIZED TRANSCEIVERS



**IC-211E £529 inc. VAT.**

—Giving you FM/CW/USB/LSB all produced from the amazing ICOM synthesizer and patent LSI chip. Frequency read out is to the nearest 100 Hz and it is amazingly stable and accurate. You can use the two frequency stores as separate VFOs or for any repeater shift required. The tone burst is automatic, of course, and reverse repeat is available at the flick of a switch. Add a keypad (we will give you the circuit to make your own or you will be able to buy one shortly) and find a new facility which is quite impossible with old fashioned rigs. The original waiting list has now been dealt with and you can now have one from stock.

### IC-245E £396 inc. VAT.

This truly amazing little box gets you mobile on FM, USB or (if you really think it a good idea) CW! The synthesizer is the same as the IC-211E and can be tuned to the nearest 100Hz, again with amazing accuracy. Of course such a versatile little box will often be used as a base station and facilities such as keypad operation can be added. They are now ex-stock—but only just!



**IC-701  
£999  
inc. VAT.**

This is going to be the HF rig to beat them all and is going to be bought by the man who wants the best. These are some of the features which you get with the BASIC rig: There is a full synthesizer with digital read-out to the nearest 100 Hz to amazing accuracy. This has two frequency stores which enable you to store a frequency in one while tuning the band with the other—yes, you CAN even look at and tune another band while waiting for the juicy DX to finish his QSO and then switch straight back to his frequency, or alternatively you can work split frequency either way round providing they are in the same band. There is an RF speech processor built in of course. AND a CW filter, pass-band tuning to help cut down the QRM VOX, semi break-in CW, self cancelling RIT, AGC and a noise blander. There is no PA tuning and loading to do—just find your man, press the button and talk. (Think of the extra contacts you would make if you didn't have to waste precious time tuning up!). The PA is solid state and will run 100 watts of R.F. out all day continuously. (How many valve rigs will do that?). A quiet little fan discretely comes on if it gets a bit hot. There is PA protection of course for the man who is incapable of providing it with a proper aerial (though this is sacrilege with a set like this). A double balance schottky diode mixer is used for both transmit and receive and, just to finish the perfection, ICOM have decided to supply an electret desk microphone with each set. Of course it will run from either 12v. DC or the mains, and an external mains PSU is included. This makes it compact and light for use when mobile. For the keen top band man that bit of the spectrum is covered also. The extras to come will be things like a key-pad to key in any frequency, any band, and a few space memories. We have had great fun testing our Demo model and have received extremely complementary reports on the mod which is so crisp and clean that it sounds more like ICOM's famous clear FM than 5SB. Like the Rolls Royce this sort of quality will not be cheap—it may well top the £1K mark! If you seriously think you may want one put your name down now. For those who collect letters contacts so far, barefoot, include ZL, VK, W6, PY, JA, KA6, and a few other locals.

Shops—open during normal hours:

**THANET NORTHERN** 64 High Street  
WOMBWELL, Barnsley, Yorkshire  
(0226) 756229

**Sound Service** Standish Stree  
Burnley, Lancs.  
(0282) 38481

**NORFOLK AGENT** (Available daytime and evenings by telephoned appointment)  
**TED G3FEW** at Rockland St. Mary. Telephone Surlingham 632

**OTHER AGENTS** (By telephoned appointment evenings and weekends only)

**LONDON**—Terry G8BAM (01-556 9366)

**MIDLANDS**—Tony G8AVH (021 329 2305)


**SCOTLAND**—Ian GM8DOX (078683 3223)

**NORTH WEST**—Gordon G3LEQ (Knutsford (0565) 4040)

**WALES**—Tony GW3FKO (0222 702982)



## THE MOST POPULAR LITTLE SSB RIG ON THE MARKET



**IC-202 £162.00**  
INCL. VAT (£33 deposit)

The IC-202 is a 2 metre SSB/CW transceiver designed to be operable anywhere, like most portables, but with big station features such as a very effective noise blanker, RIT, S & RF meter, and a full 3 watts output. Two built-in crystals in the stable VXO allows operation between 144.0 and 144.4 MHz. If you wish to expand the range of the IC-202, Icom have also provided 2 spare crystal sockets for your convenience. With a slight retuning of the IC-202, and installation of a special crystal, you may also work through Oscar.

The aluminium diecast frame provides a very strong yet light housing for the 2 circuit boards and the aluminium sides snap off easily if service is ever necessary or to change the batteries.

The IC-202 operates on 9 inexpensive C cell batteries, or an external 13.8v. DC source. We recommend the IC-3PS which not only provides power for the IC-202, but also doubles as a stand and holder for the IC-20L 10 watt linear amplifier.

You can use the built-in whip antenna for portable use or another antenna connects to the external antenna connector on the back of the IC-202.

We feel sure that you will have years of lasting enjoyment from an IC-202, manufactured by the leader in communication equipment: Inoue Communication Equipment Corporation. The signal is as clean as you would expect from ICOM equipment—it won't get you into repeaters unintentionally!

### FEATURES :

- ★ Power Indicator LED
- ★ CW or SSB
- ★ S and RF meter
- ★ Noise Blanker
- ★ Dial calibrated on 10 kHz increments with a total coverage of 200 kHz. The operating frequency is read by adding the frequency shown on the dial to that shown on the crystal switch
- ★ 4 position crystal switch
- ★ Built-in speaker with socket for external speaker if required
- ★ RIT. Independently swings the receiver frequency by  $\pm 3$  kHz.
- ★ External VFO socket
- ★ Whip antenna and socket for external antenna
- ★ External 13.6V DC input or internal batteries

### ACCESSORIES SUPPLIED :

- Microphone
- Microphone Case
- Shoulder Strap
- Power Supply Plug
- Earphone
- 9 Dry Cells type C
- Comprehensive English Handbook

### OPTIONAL EXTRAS :

- 9 x Ni-Cad Batteries £22.0 + £1 p & p.
- Charger, £12.00 + 50p p & p.

## WE NOW STOCK J-BEAM ANTENNAS

VISIT THANET NORTHERN FOR ALL SORTS OF GOODIES HF AND VHF


YOUR SOLE AUTHORISED UK IMPORTER FOR ICOM

**THANET ELECTRONICS**

143 Reculver Road, Beltinge, Herne Bay, Kent

Telephone : 02273 63859 (2 lines)

Direct Ansafone line (evenings) 64283





# Western



The LATEST  
and  
GREATEST  
**FT901 DM** from



All-band, all mode (inc. FM) HF transceiver. Variable IF passband; rejection tuning; built-in keyer; memory facility and many other first-class features.

**Western** PRICE ONLY **£842.62** INC. VAT

Write or phone for details.


OR IF YOU'RE VHF MINDED . . .  
. . . THE MULTI-MODE 2m TRANSCEIVER

## FT221R

All-mode operation—SSB (USB, LSB), CW, AM, FM. All solid-state reliability with plug-in modules. Rugged 70-watt dissipation PA transistor for stability and reliability. VHF local oscillator (133–137 MHz VCO) in PLL system minimises spurious responses. 12 volt DC or AC mains operation built-in. Full 4 MHz (144–148) coverage with 600 kHz repeater shift and access tone generator.

ALSO **YC221** Digital readout adaptor for FT221 and FT221R. Mod. kit needed for FT221 and "R" models without "D" suffix to serial number.

*Details on request.*



**Western** PRICES: **FT221R £392.63** **YC221 £75.38** Mod. Kit **£3.83**  
INC. VAT.

1978 YAESU PRICE LIST from **Western** FREE SECURICOR DELIVERY  
VAT NOT INCLUDED

FT101E	£429.00	FT301D	£588.00	FRG7	£144.00	FT901D	£644.00
FT101EE	£415.00	FT301SD	£455.00	FR101 D.Dig.	£480.00	FT901DE	£644.00
FT101EX	£385.00	FT301	£495.00	FR101D	£410.00	FT901DM	£625.00
FL2100B	£269.00	FT301S	£340.00	FR101 S. Dig.	£400.00	*YC500E	£265.00
FV101B	£67.00	FP301D	£135.00	FR101S	£327.00	*YC500S	£210.00
SPI01B	£16.00	FP301	£85.00	FL101	£359.00	*YC500J	£145.00
SPI01PB	£36.00	FV301	£67.00	FL101RF	£395.00	*YPI50	£43.00
*YO100	£139.00	SPI20	£16.00	FT227R	£172.00	YC601	£107.00
FT200	£277.00	FL110	£112.00	FT221R	£349.00	QTR24	£14.00
FP200	£57.50	*YO301	£139.00	FT223 (11 ch.)	£175.00	YD844	£19.50
FV200	£67.00	LL301	£26.00	FTV250	£149.00	YD846	£8.00
FT7	£275.00	301 Relay box	£9.00			YH55	£8.00
		FC301	£85.00				

\* These items VAT 8%,  
others 12½%.

BUY YOUR **YAESU** FROM **Western** FOR FREE Securicor Delivery  
FREE Carriage on Warranty repairs  
FREE Advice and Assistance

SEND 15p IN STAMPS FOR LATEST YAESU MUSEN EQUIPMENT CATALOGUE

# Electronics (UK) Ltd

## SPRINGTIME IS ANTENNA TIME!

Why not treat yourself to a new

# WESTERN TRIBANDER

## 4 MODELS NOW AVAILABLE!

**DX31**

Element length ... ..	7.84m.
Turning circle dia. ... ..	7.84m.
Wind load at 120km/h. (75m.p.h.) ... ..	10kg.
Wind load at 160km/h. (100m.p.h.) ... ..	17kg.
Weight ... ..	4.1kg.

PRICE : £43.31

**DX33**

Gain (rel. free space $\frac{1}{2}$ -wave dipole) ...	up to 8dB.
Front/back Ratio ... ..	up to 25dB.
Boom length ... ..	4.00m.
Longest element length ... ..	7.87m.
Turning circle dia. ... ..	11.20m.
Wind load at 120km/h. (75m.p.h.) ... ..	28kg.
Wind load at 160km/h. (100m.p.h.) ... ..	50kg.
Weight ... ..	15kg.

PRICE : £92.81

Gain (rel. free space $\frac{1}{2}$ -wave dipole) ...	up to 6dB.
Front/back Ratio ... ..	up to 13dB.
Boom length ... ..	2.15m.
Longest element length ... ..	7.85m.
Turning circle dia. ... ..	8.20m.
Wind load at 120km/h. (75m.p.h.) ... ..	19kg.
Wind load at 160km/h. (100m.p.h.) ... ..	34kg.
Weight ... ..	9.7kg.

PRICE : £67.50

**DX32**

Gain (rel. free space $\frac{1}{2}$ -wave dipole) ...	up to 9dB.
Front/back Ratio ... ..	up to 25dB.
Boom length ... ..	6.45m.
Longest element length ... ..	7.84m.
Turning circle dia. ... ..	9.72m.
Wind load at 120km/h. (75m.p.h.) ... ..	35kg.
Wind load at 160km/h. (100m.p.h.) ... ..	62kg.
Weight ... ..	20kg.

PRICE : £121.50

**DX34**

ALSO AVAILABLE Conversion kits to up-date from one to the next  
 DX-31/32 ... £27.56    DX-32/33 ... £28.68    DX33/34 ... £32.06

All prices include VAT — Carriage Free

### AND WHAT THE USERS SAY

"May I compliment you on the excellent conversion kit DX-33 to DX-34 ... The log entries have certainly never looked so DX'y before. Must say I'm very satisfied." G4DXC, Bingley

"I have just recently installed a DX-33 beam and I would like to advise you that I am extremely satisfied with it. It certainly outperforms the TH3 Jr, which I previously used and also the VSWR is lower ... Any time there are a lot of VK stations calling the rare DX stations, they usually come back to me." VK7NOW, Tasmania

★ ★ ★ SEND SAE FO CURRENT SECOND HAND/SPECIAL OFFER LISTS ★ ★ ★

## Western Electronics (UK) Ltd

HEAD OFFICE (All Mail/Enquiries)  
 FAIRFIELD ESTATE  
 LOUTH, LINCS, LN11 0JH  
 Tel. Louth (0507) 4955/6

Our Agents  
 Southern: Alan Paxton, G4BIZ, Southampton, Hants.  
 (0703) 582182  
 Scotland: Alan Cameron, GM3OGJ, Alloa (0259) 214653  
 N. Ireland: Les Lyske, GI3CDF, Newtownards (0247) 812449  
 Opening hours:  
 LOUTH: 9-12; 1-5pm Mon-Fri. By appointment Sat 9-12.  
 LEICESTER: May's Hi-Fi, Churchgate (Tel: 0533-58662).  
 Mon-Sat 9-6pm; closed Thurs.



**FDK****WATERS & STANTON**


TELEPHONE HOCKLEY (03 704) 6835 (2 LINES)

**FDK****NEW MULTI-800D  
25 WATTS!****F2M Synthesised Transceiver**


The Multi-800D covers all channels from 144-148 MHz in 5 kHz intervals and there is no guessing what frequency you are transmitting or receiving on. Many views have been voiced as to the good and bad points of digital displays, but let's face it, with digital readout there is only one display that is not ambiguous—readout of the true transmit and receive frequencies. The 800D overcomes all criticisms levelled at other models by giving true readout. Thus on S20 TX/RX indicates 145,500. Flip to the repeater mode and R7 reads receive 145,775 changing to 145-175 on transmit (makes sense doesn't it!). For reverse repeater operation simply flip the mode switch to reverse repeater and you are listening on the input channel with the display changing to 145-175. No cranking of dials with the 800D.

£239 including VAT. Remote Display £15.

DELIVERY END OF JANUARY

**SPRING BARGAINS!****FDK****MULTI-II****23CH's + AUTO-SCAN**

FITTED 10CH's £179 inc. VAT.

**FDK****70 cms FM!****MULTI U-II OF COURSE**

FITTED 10CH's £249 inc. VAT.

**LISTEN IN ON THE ACTION! — — THE FUN & THRILLS**  
SIGNALS FROM DARKEST AFRICA TO THE NORTH POLE  
OR KEEP IN TOUCH ON THE ROAD OR AT YOUR FIRESIDE WITH YOUR LOCAL AMATEURS  
WE'VE GOT THE ANSWER BELOW:

**YAESU FRG7  
SHORT WAVE RECEIVER****GREAT VALUE — GREAT PERFORMANCE**  
STILL £162 inc. VAT delivered UK

Whether your interest is in amateur band listening or short wave broadcast monitoring, this receiver must be your first choice. Rarely does one find a low cost receiver that embodies the advantages of general coverage whilst retaining first class bandspread—but the FRG7 is the exception. None of the weaknesses manifest in similar models such as drift, cross modulation, image problems or poor calibration are evident in the FRG7. We have sold many of these receivers to customers throughout the U.K.—and all agree the FRG7 is a winner.

If you're thinking of buying one, why not give us a visit, telephone call or drop us a line. We'll be glad to give you any additional information you may require. And remember, we have our own fully trained service personnel to give you the back-up service that has made us one of the U.K.'s leading communications retail outlets.

**TM56B AMATEUR VHF  
MONITOR RECEIVER**

230 volts AC 12v. DC 10 Channels fitted

12 CHANNELS  
+  
4 AUTOSCAN**NEW STOCKS ARRIVING END OF MARCH**

Tune into the exciting World of Amateur Radio with this advanced monitor receiver. Listen to your local amateur radio stations both fixed and mobile, direct or through your local repeaters. From the comfort of your fireside chair using the built-in 230 volt AC power supply, this receiver will open up the whole new World of VHF Amateur Radio for you... Alternatively the necessary hardware supplied enables you to power the TM56B from your car radio battery for true mobile operation.

**GREAT VALUE**

Little wonder that the first shipments of these beautifully engineered receivers were sold out within weeks of the advertisements appearing. We really are amazed at their superb performance at such a low price.

**SOUND DESIGN**

The design is well and truly tried and tested, and the circuitry is almost identical to the receiver section of the FDK mobile transceivers. Both sensitivity and selectivity leave nothing to be desired and the auto-scan enables the popular calling channels to be continually monitored for activity.

**NO HIDDEN EXTRAS**

The receiver is supplied complete with all leads, circuit diagram crystals for channels 5Ø, 20, 21, 22, 23, R3, 4, 5, 6, and 7 plus space for a further 6 channels making 16 in all. An additional matching desk top aerial is also available at £2.50 extra.

£85 including delivery and VAT.

# ELECTRONICS

TELEX 897406

**FAST  
MAIL ORDER  
SERVICE  
& EXPORT**



**Den Tron 160-10m 200W PEP**

**£695** inc. vat.

**MLA-2500**

DenTron Radio has packed all the features a linear amplifier is supposed to have into their new MLA-2500. Any Ham who works it can tell you that the MLA-2500 really was built to make amateur radio more fun.

- \* ALC circuit to prevent overloading
- \* 160 thru 10 metres
- \* 1000 watts DC input on CW, RTTY or SSTV Continuous Duty
- \* Variable forced air cooling system
- \* Self-contained continuous duty power supply
- \* Two EIMAC 8875 external anode ceramic/metal triodes in grounded grid
- \* Covers MARS frequencies without modifications
- \* 50 ohm input and output impedance
- \* Built-in RF wattmeter
- \* 117V or 234V AC 50-60 Hz
- \* Third order distortion down at least 30 dB
- \* Frequency range : 1.8 MHz (1.8-2.5) 3.5 MHz (3.4-4.6) 7 MHz (6.0-9.0) 14 MHz (11.0-16.0)
- \* 21 MHz (16.0-22.0) 28 MHz (28.0-30.0)
- \* 40 watts drive for 1 KW DC input
- \* Rack mounting kit available (standard 19" rack)
- \* Size : 5½"H x 14"W x 14"D. Weight : 47 lbs.

## SEND 25p. FOR FULL DENTRON HF CATALOGUE

PROMPT DELIVERY

### JUST PART OF OUR STOCK

FRIENDLY ADVIC

**JAYBEAM VHF/UHF ANTENNAS**

<b>4M ANTENNAS</b>	
4Y/4M 4 el. yagi ...	£12.65 (£2.00)
PMH2/4M 2 way harness ...	£8.35 (75p)
<b>2M ANTENNAS</b>	
C5/2M 5 dB colinear ...	£30.95 (£2.00)
5Y/2M 5 el. yagi ...	£7.70 (£1.00)
8Y/2M 8 el. yagi ...	£10.00 (£1.00)
10Y/2M 10 el. yagi ...	£21.32 (£1.50)
PBM 10/2M parabeam ...	£25.37 (£1.50)
PBM14/2M parabeam ...	£31.16 (£2.00)
5XY/2M 5 el. x'd yagi ...	£15.97 (£1.50)
8XY/2M 8 el. x'd yagi ...	£19.91 (£2.00)
10XY/2M 10 el. x'd yagi ...	£26.25 (£2.00)
PMH/2C Circular harness	£5.00 (50p)
Q4/2M 4 el. quad ...	£16.31 (£1.50)
Q6/2M 6 el. quad ...	£21.71 (£2.00)
D5/2M el. slot ...	£13.61 (£1.50)
D8/2M el. slot ...	£18.22 (£1.50)
5VMK/2M vertical slot it	£3.83 (£1.00)
UGR/2M ground plane	£7.03 (£1.00)
HO/2M halo head ...	£3.26 (75p)
F/2M halo + mast ...	£3.88 (75p)
PMH4/2M 2-way harness	£6.80 (75p)
PHH4/2M 4-way harness	£16.34 (£1.00)

CDE CD44 ...	£105.87 (£1.50)
CDE HAM-2 ...	£145.12 (£2.00)
STOLLE 2010 ...	£48.93 (£1.25)
STOLLE 2030 ...	£34.00 (£1.25)
9502 Channel Master ...	£45.00 (£1.50)
KR400 Kenpro heavy duty ...	£95.60 (£2.00)

**VHF MOBILE ANTENNAS**

Jaybeam TAS 5/8ch. 2m. ...	£13.05 (£1.00)
Jaybeam US 70cm. ...	£18.00 (£1.00)
Bantex ½ wave 2m. ...	£3.03 (50p)
Bantex 5/8ch. wave 2m. ...	£8.25 (£1.00)
Bantex 5/8ch. wave 70cm. ...	£5.62 (50p)
ASP201 ½ wave ...	£2.05 (£1.00)
ASP2009 ¾ wave ...	£7.95 (£1.50)
ASP677 ¾ de luxe ...	£14.95 (£1.50)
ASP Mag. base ...	£8.50 (75p)
ASP Boot mount ...	£3.50 (50p)

**STATION ACCESSORIES**

Shure 201 hand mic 50K ...	£25.50 (75p)
Shure 525T desk mic variable ...	£31.00 (£75p)
Yaesu 844 desk mic 50K ...	£20.25 (75p)
Yaesu 846 hand mic. 50K ...	£8.43 (75p)
FDK hand mic 600 ohms ...	£8.43 (75p)
EK151 keyer ...	£29.95 (75p)
MM202G boom mic ...	£19.95 (50p)
Single swr meter ...	£9.50 (50p)
Twin swr meter ...	£12.50 (50p)

**COMPACT HF ANTENNAS**

HQ-1 Mini-beam 10-20 ...	£34.33 (£2.00)
C4 vertical 10-20 ...	£41.45 (£1.50)
EL40X dipole 80-40 ...	£29.00 (75p)

**YAESU**

FR7 Gen. coverage receiver	
5-30 MHz AC/DC ...	£163.00 (£4.50)
FR7D As above but digital readout ...	£208.00 (£4.50)

FT101E Transceiver 160-10m. AC/DC ...	£482.00 (£4.50)
FT101EE As above less processor	£466.00 (£4.50)
FT101E Extra narrow cw filter	£21.83 (25p)
FV101B External vfo for FT101	£70.30 (£4.00)
FR101D 160-2m. + broadcast rx. AC/DC ...	£457.00 (£4.50)
SPI01B External speaker for FT/RF series ...	£17.40 (£1.50)
FT200 Transceiver 80-10m. ...	£309.35 (£4.50)
FP200 Matching AC psu for above	£61.85 (inc)
YO100 Monitor scope ...	£156.37 (£4.50)
FT221R 2m. all mode transceiver AC/DC ...	£401.60 (£4.50)
YC221 Matching digital readout	£81.55 (75p)
FT227R 400 channel FM transceiver 12v. DC ...	£193.00 (£2.50)
YP150 150 watt dummy load	£47.50 (£2.50)
FT901DM Digital 160-10m. transceiver ...	£838.00 (£4.50)
QTR24 Amateur Radio World clock ...	£15.60 (75p)
YH55 Communication H/phones	£9.00 (75p)
YD844 Desk Microphone ...	£20.25 (75p)
YD846 Hand Microphone ...	£8.40 (75p)

**STOP PRESS**

- (1) NAG 500W. 2M. Linears should arrive end of March £399 inc. VAT (£4.50).
- (2) New FDK Palm-II Handheld will be on display at "Ally-Pally" Exhibition, London, May 5th and 6th.
- (3) New South Coast Stockists of most of our products — Bredhurst Electronics, The Street, Thakeham, Pulborough, West Sussex.

**MAIL ORDER & CALLERS: Hockley Audio, 31 Spa Road, Hockley, Essex. Tel: 03-704 6835 (2 lines) CARRIAGE IN BRACKETS**

ALL PRICES INCLUDE VAT

AGENTS: G3XTX J.R. Electronics, 198 Collier Row Lane, Romford, Essex.

Tel: Romford (0708) 68956


GM3GRX Eric Simpson, 6 Drossie Road, Falkirk, Stirlingshire. Tel: 0324-24428

G3OQT Bredhurst Electronics, The Street, Thakeham, Fulborough, W. Sussex.

Tel: ??

Monday to Saturday 9 a.m.-5.30 p.m.

Early closing Wednesday





# South Midlands

ESTABLISHED 1958—20 YEARS

## YAESU MUSEN 2-YEAR GUARANTEE "24 HOUR" SECURICOR SERVICE



### THE FRG7. ANALOGUE OR SMC DIGITAL


The FRG7 is a general coverage solid state receiver with specifications unparalleled in its price range. It uses a Barlow Wadley Triple-mix, drift cancelling loop for continuous, spin-tuned inclusive coverage of 0.5 to 30 MHz.

The receiver is sensitive (0.5 $\mu$ V for 10dB, S + N/N(SSB) and stable with AM, SSB and CW modes catered for. A 3 position audio filter, RF attenuator, dial lamp conservation switch, recorder and phone sockets are fitted. It is mains powered, but should the supply fail, or portable operation be required, 8 dry cells are automatically switched in.

FRG-7 Analogue Readout £145 + VAT COUNTER £50 + VAT

FRG-7 Digital Readout £199 + VAT YH55 Headphones £8 + VAT

### YAESU for HF from SMC



The SMC, full specification, internally mounted counter (easily installed in existing receivers) provides: a 100kHz readout (100 fold improvement), flashing  $\frac{1}{2}$  digit (to indicate VFO over-range) and adjustable gate time.



FT901DM

### THE FT901 — SIMPLY UNBELIEVABLE PERFORMANCE

160-10m. (+ WWW Rx). 12 and 234v. (PSU Built-in). SSB, AM, CW, FSK and FM (TX & RX). 180W. PIP. 80W. Fl. Analogue 1 kHz and Digital to 100 Hz. Sensitive,  $\frac{1}{2}$   $\mu$ V with AGC controlled Mosfet RF to push pull FET RF. Balance active mixer, push pull IF amp. to crystal filter then noise blanker. Overlapping filters give continuously variable selectivity 300 Hz to 2.4 kHz and fixed 600 Hz, 2.4 kHz, 6 kHz and 12 kHz (at 6dB). 80 dB cross mod. rejection, 90 dB desensitisation immunity (at 20 kHz off at 14 MHz). Audio Peak and separate VOX, Curtis electronic keyer, tune button (10 sec. on full power). PLL VFO with memory for any TX, RX or T/RX frequency. Modular plug-in construction, permeability tuning (for possible new band allocations) 25 kHz calibrator, 20 dB switchable attenuator, sidetone, clarifier, advance noise blanker are all features of the FT901 — The 1980's Transceiver available from SMC next month. Coming shortly are the Matching VHF transvertors and phase lock loop synthesised external VFO with scanning facility.

### THE FT101E COMPLETE HF STATION THE MOST POPULAR RIG IN THE WORLD !!

The FT-101E a complete mains or 12v. DC station contained in a compact 30 lb. package, 260W. P.I.P. of SSB (with in-built R.F. speech processor) 180W., CW and 80W. of AM 10 to 160m. (incl 10 MHz RX). The sensitive and selective (permeability tuned RF stages and 8 pole crystal filter, receiver offers: threshold adjustable noise blanker, switchable 25 and 100 kHz calibrator,  $\pm$  5k clarifier (with separate on/off switch), etc., etc.

The VFO is stable and linear (readout to 1 kHz) external VFO or crystal control can be selected with LED indicators illuminated accordingly. Carrier level is adjustable for: tune up, AM and for CW operation, whose performance with the semi break in keying, with side tone, and the optional filter installed in a high order. Linear and transverter provisions are made with sockets for: relay contacts, ALC output, all internal HT supplies, low level RF heater links and switches, etc., etc.



FT101E



### THE FT301 RANGE OF SOLID STATE TRANSCEIVERS

The new FT301 transceiver range (with options installed) offers: Full solid-state 12v. DC working, external matching mains power supplies with speaker, and an external VFO are available. Plug in boards, 160-10m, in 500 kHz segments, MSF and CB receive, RF speech processor, noise blanker, front panel controlled VOX (with M.O.X) and P.P.T., semi break-in keying with side tone, clarifier with separate switch, 11  $\times$  5"  $\times$  13", 25 kHz crystal calibrator, internal VFO or 11 crystal per band (on external VFO with same facility) 3W audio to internal or external speaker.

### The FRI01 series of Receivers

The FRI01D (de luxe) wide coverage (23 (from 1.5 MHz) 500 kHz bands + 4 and 2 metres) receiver. Analysis of the signal path shows: 0-20dB switchable attenuator, two section permeability tuned input filter, Mosfet R.F. stage and mixer (crystal controlled), 3 section top coupled bandpass filter, no gain at first I.F., IC balanced mixer, 20 kHz wide crystal filter, shunt diode noise blanker, single FET buffer stage, AM, CW or SSB (RTTY) filter, appropriate detector and audio stage. Add to this, two excellent VHF converters, squelch, FM detector, 1 kHz re-tune, excellent stability, Tx monitor control, crystal control facility, switchable AGC transceive capability (FT or FL 101) and that digital readout options are available of this (de luxe) or the standard (less the plug-in options of converters, broadcast band crystals, filters etc.) version truly an "apparatus communications sine fills" extraordinary.

### THE FT7 MOBILE TRANSCEIVER



This is a 10-80m. transceiver, VFO controlled (to 1 kHz accuracy) plus crystal control facility. Selectable sidebands. CW, crystal calibrator, clarifier and an advanced noise blanker are some of the features packed into a cabinet only a few inches high, but through careful design the front panel remains remarkably uncluttered. Designed for a linear 10W. output consuming only a few Amps it eliminates: 30A cables from the passenger compartment and the cooling problems of a massive heat sink. Need more power? Flick in a FL110 (a 200W. PIP linear) installed in any suitable place in your car.



FRI01D



### FLI10 ALL BAND LINEAR AMP.

10-160m. Switched L.P.F. 15W  $\rightarrow$  200W. PIP A1(A3); 4W  $\rightarrow$  75W. Fl. Negative feedback with ALC to exciter, RF sensing (Adjustable hang time) with override.

FOR NEW 23 PAGE STOCK LIST, YAESU CATALOGUE, Etc. (A4) S.A.E. OR 30p STAMPS

## SOUTH MIDLANDS COMMUNICATIONS LTD.

OSBORNE ROAD, TOTTEN  
SOUTHAMPTON SO4 4DN  
Hours of business: 9-5.30; 9-12.30 Saturday



Head Office, Showrooms  
Cables: Aerial Southampton  
Telex: 477351 SMCMM G  
Tel: Totton (04216) 7333 (3 lines)

EVENINGS — AGENTS — ALL QTHR

G3ZUL Stourbridge (03843) 5917 Brian Kennedy  
GM8DOX B. of Allan (078683) 3223 Ian McKechnie  
GV3TMP Pontybodkin (035287) 846 Howarth Jones  
G13WVY Tandraeg (0763) 840656 Mervyn Anderson

# Communications Ltd

OF PROFESSIONAL EXPERIENCE



FT221R

VHF — SSB? — FM? — CW? — AM?  
**SMC — FOR CHOICE**


## THE FT221R MULTI MODE FROM YAESU

The FT221R. The multimode USB, LSB, AM, FM, CW (with semi-break in and side tone), 2m. transceiver offering the choice of phase locked VFO or 44 crystal channels, simplex or repeater (600kHz up and down shifts), with unique "double push" auto tone burst, mains or 12v. (3A) operation, excellent selectivity SSB 2.4 kHz (1.7 : S.F.) or FM 12 kHz. Front panel adjustable VOX and mic gain, a calibrator (1 MHz  $\pm$  10), 1 kHz readout and linearity, sensitive squelch, clarifier with IRT and IRT with ITT (makes F.S.K. easy), switchable "S" and centre zero tuning meter, noise blanker, serviceable plug in boards all contained in 1 1/2" (14") x 5" x 1 1/2", 22 lb. rigid package 600 kHz and 1.6 MHz shifts over 4 MHz.

FT221R £357 + 12 1/2% YC221 £72.50 + 8% MANUAL £9.00

## SCANNING DIGITAL II from KYOKUTO

The Digital II offers complete 5 kHz step coverage across 2 metres and now with the Scanner 33, 25 kHz channels from 145 MHz upwards covered in around 10 seconds. It offers full lock and lockout on all channels. The scanner stops on a required channel for 10 seconds, then unless locked moves on. The bright digital readout comes from 6 seven segment LEDs. Selectable 10 or 1 watt output for simplex or duplex (up and down shifts), across 144-146 (rx to 149 MHz) from a tiny 6 1/2" x 2 1/2" x 7 1/2". Easily underdash mounted with the supplied mounting bracket, or slipped in place of the broadcast wireless. For strong handling, and low noise the R.F. mixer, first I.F. (16.9 MHz) second mixer (and LO) are all FT's. The front end is tuned by varicaps by the DC output of the P.L.L. with superb selectivity provided by a 15 pole ( $\pm$  8 kHz at -5dB  $\pm$  15 kHz at -70dB). P.L.L. in unlocked or the squelch open. The V.C.O. is directly modulated; for exceedingly linear deviation). Serviceability and screening). Selective calling socket.



DIGITAL II £235 SCANNER £49.50 (+VAT 12 1/2%)

The front end is tuned by varicaps by the DC Ceramic filter. LED lamps indicate if th: Unitary 6 circuit block construction (for

## FOR VHF MOBILE THE FT227R FROM YAESU EX STOCK

The new FT227R uses a "single knob" tuned digital synthesizer employing a photoelectric sensor or an optical coupled system which eliminates both noisy, unreliable rotary switches, and crystal banks. Full coverage of 2 metres in 5 kHz divisions with a  $\pm$ 600 kHz shift plus a memory feature which permits recall of any entered frequency or particular offset. Bright large, digital readout gives unequivocal readout of the frequency in use. The receiver offers 0.3 $\mu$ V (for 20dB S/N) sensitivity into a  $\pm$ 6 kHz (at 6dB) bandwidth whilst maintaining a remarkable immunity to overload and image problems. The 20W. DC input transmitter features Hi/low power outputs, AFP tone burst to o repeaters and an out of band inhibition trip, etc.



FT227R



## KYOKUTO DENSHI SCANNING FM2015R

The 2015 transceives across 144-146 (Rx to 149) MHz in 5 kHz steps tuned by coaxial switch stopped at 0 and 9.

A major feature is the 4 channel RAM memory (with an internal Ni Cad back up) which may be programmed direct from the front panel by simply dialling in a frequency, no screw drivers, no soldering irons, no fuss. Frequencies can be recalled from the memory instantly or they may be scanned in either of two modes — searching for a vacant or an occupied channel. 5 split (including + and — 600 kHz) for repeater or transverter (even tripler/retro) use. Multipurpose tone burst, RIT (centre off with "click"), modular constructions, etc. are all provided. centre zero meter, accessory socket, mounting bracket, microphone etc. are all provided. The sensitive receiver is varicap tuned by the DC level of the P.L.L. IP's of 16.9 MHz and 455 kHz provide high image rejection and good shape factor 2 : 1 at 70dB (12 kHz BW). In the transmitter, modulation is applied directly to the V.C.O. (for the ultimate in fidelity), auto power control and varicap tuning keeps power output constant at band edges and spuri way down. **EX-STOCK. £245 + VAT (12 1/2%).**



### WATTMETER REMOTE RF HEAD

50-150 MHz ideal for mobile use. Separate directional coupler 3" x 2 1/2" x 1 1/2" and illuminated indicator 5" x 2 1/2" x 1 1/2" c/w brackets, etc. Power 20 and 200W FSD ( $\pm$ 10%) SWR to 3 : 1 ( $\pm$ 3%). FS711/V P & P 85p + 8% VAT £23.50



### WATTMETER AND LOAD

Flat 50-150 MHz SWR  $\pm$ 3% (to 3:1) 20 & 200W FSD ( $\pm$ 10%) 6 1/2" x 2 1/2" x (4 1/2") FS302M P & P 85p + 8% VAT £21.50 30W peak 15W cont. 50 ohms PL259 VSWR 1:2 : 1 at 150 MHz. DL20 P & P 25p + 8% VAT £4.75

## VHF HANDHELD

**KEN KP202 TRANSCIVER (+ VAT Price)** 144 MHz. FM, 2W of RF and 1/2W of audio. Immunity to image and IF breakthrough and performance to rival all walkie-talkies and many a mobile set.

C/w F plug, leather handle/whip case and telescopic whip.

Fitted 6 channels S20 & S21 + choice of S (21, 23, 24, 0) R (3, 4, 5, 6, 7) ...

R channel only crystal tone burst ... £10.00  
 Flexible stubby ant. £5.80 Case £4.95  
 F to UHF adaptor £1.65 Ni Cads £9.00  
 Base charger KCF2 ... £12.95

## VHF Monitor Receiver

**SEIWA MR2 AND MS2 (+ VAT prices)** Ideal for the SWL, the YL or even the XYL as the monitor receiver to keep you in touch. Tiny (2 1/2" x 1 1/2" x 4 1/2") and light (8 ozs.) slip into your pocket or onto your belt with the optional case. Sensitive double conversion superhet with 12 kHz band width, auto squelch, and generous audio output c/w Nicads, Mains Charger, Earpiece, Antenna.

MR2(4) 70 MHz 12 switched channels £53.00  
 MR5 144 MHz 12 switched channels £53.00  
 MS2 144 MHz 4 scanning channels £62.00  
 Leather Case £1.90 Crystals each £2.00

MR2



Please turn over for a small selection of aerials and accessories

## SMC (JACK TWEDY) LTD SMC NORTHERN BRANCH SMC (JACK TWEDY LTD)

Roger Baines, G3YBO  
 79 Chatsworth Road,  
 Chesterfield, Derby  
 Tel.: Chesterfield (0246) 34982  
 9-5 Tuesday-Saturday

Colin Thomas G3P5M  
 The Chambers, No. 3, The Parade,  
 North Lane, Headingley, Leeds. Tel.:  
 Leeds (0532) 782326  
 9-5 Mon.-Sat. closed Thurs.

Jack Twedy, G3ZY  
 Ham Shack, Roughton Lane,  
 Woodhall Spa, Lincs.  
 Tel.: Woodhall Spa (0526) 52793  
 9-5 Tuesday-Saturday (+ appoint.)





# SOUTH MIDLANDS COMMUNICATIONS LTD.

OSBORNE ROAD, TOTTON  
SOUTHAMPTON SO4 4DN  
Leeds, Chesterfield, Woodhall Spa. Agents GM, GW, GI etc.

Cables: Aerial Southampton  
Telex: 477351 SMCOMM G  
Tel: Totton (04216) 7333

## BIG SMC YOUR SINGLE STOP SOURCE FOR —

### HYGAIN HFRANGE (Carr. extra) VAT 12½%

BN86	£12.50	TH2MKII...	£104.50
103BA	£48.50	TH3Jnr.	£108.00
153BA	£59.75	TH3MK3	£149.00
203BA	£111.95	TH6DXX	£179.00
402BA	£149.50	HY QUAD	£162.00
18V	£26.50	DB1015A	£...
12AVQ	£35.50	18AVT/WB	£72.40
14AVQ	£49.95	18HT	£184.00

**SMC TRAPPED DIPOLES (Post 45p) VAT 12½%**  
 S500W P.I.P.14 SWG ... £19.60 P500W, P.I.P. Cu/Terylene  
 HPIK P.I.P.14 SWG ... £21.75 braid c/w 75' feeder, etc. £21.75

## VHF ANTENNAS FIXED OR MOBILE — AMATEUR — PMR — MARINE

### JAYBEAM 70 (4m), 144 (2m), 432 (70) (Carr. about £1.00)

D5/2M	£12.10	8Y/2M	£8.90	PBM10/2M	£22.35	12XY/70	£25.46
D8/2M	£16.20	10Y/2M	£18.95	PBM14/2M	£27.70	4Y/4M	£11.28
5XY/2M	£14.20	14Y/2M	£24.35	D8/70	£...	PHM2/70	£5.25
8XY/2M	£17.70	Q4/2M	£14.50	PBM18/70	£16.50	PMH2/0	£4.50
10XY/2M	£28.40	Q6/2M	£19.30	MBM48/70	£19.25	PMH2/8H	£6.05
5Y/2M	£8.85	D15/23	£20.50	MBM88/70	£25.75	CB/2M	£27.50

### BANTEX VHF WHIPS (Carriage 90p) VAT 12½%

85 ½ 145 MHz	£7.20	70 ½ 70 MHz	£4.00
BGA fig. ½ 2m. fibreglass	£8.75	Trunk Lip Mount	£5.75
BGA s.s. ½ 2m. stainless	£8.50	Magnetic Base Mount	£9.05
BSU ½ 432 MHz	£5.00	Stan'd b. unwanted deduct	£0.50
144 ½ 145GF or SS	£3.50	UCI Mid loaded	£8.00

**MOSLEY TRI-BAND BEAMS (Carriage £3.50) VAT 12½%**  
 TA33 3 ele. 200W R.M.S. £95.00 TA32 2 ele. 300W A.M. £64.00  
 MUSTANG 3 ele. ... £118.00 MUSTANG 2 ele. 1kW. £96.00

**GEM QUAD FIBREGLASS (Carriage £2-£9) VAT 12½%**  
 GQ2E 2 element ... £119.00 GQ4E 4 element ... £238.00  
 GQ3E3 element ... £178.00 CK1Q 1 ele. Conv. kit ... £66.00

**G WHIP HF MOBILE (Carriage 90p) VAT 12½%**  
 Tribander 10-20m. (+LF) £17.50 LF40, 80 or 160 ... £5.25  
 Multimobile 10/20 + MM £20.52 MM40, 80 or 160 ... £5.25  
 Flexiwhip 10, (+FF) £18.00 FF15, 20, 40, 80 or 160 ... £5.25  
 Basemount ½" hole mount £3.00 Telescopic whip for coils £2.00

## COAX (Cable and Connectors) — Insulators — Wire — Rigging — Fittings, etc.

### COAX PLUGS (Post and Packing extra) VAT 8%

PL259 Standard UHF plug	£0.48	SO239 2 hole socket	£0.37
UG175 Reducer UR43/76	£0.12	SO239 4 hole socket	£0.40
UG176 Reducer UR70	£0.12	258 Back to back female	£0.80
PL259R Reducer plug '58	£0.56	Back to back male	£1.20
PL259S "Soldierless" UR76	£0.51	"T" Adapt (2FH)	£1.20
PL259S "Soldierless" UR67	£0.51	"T" Adapt (3F)	£1.48
PL259P Push fit UHF	£0.69	Angle 90°(1M + 1F)	£0.90
239 Socket to Phone/car	£0.60	239 Socket to 3.5mm. jk	£0.70

### CABLES RF FEEDERS (Carr. extra) VAT 8% per yard

UR67 50 ohm Heavy	39p	UR39 75 ohm Medium	24p
UR57 75 ohm Heavy	42p	T3278 ohm Distribution	20p
75 ohm Flat Twin	10p	UR43 50 ohm Solid Cent.	15p
300 ohm ribbon	12p	UR76 50 ohm Strand Cent.	33p

### WIRE & BRAIDS (P & P extra) VAT 8% per yard

14 SWG Hard copper	£0.11	BRAIN Copper terylene	£0.13
7/036 Cad. copper	£0.14	100' Soft strand	£3.20
7/044 Cad. copper	£0.20	7/029 Soft drawn	£0.12

### AERIAL INSULATORS (Post and Packing extra) VAT 12½%


SMCP2 3" polyprop	£0.37	SMCP1 8 ½" polyprop	£1.15
3" Porcelain	£0.38	1 ½" porcelain egg	£0.33

### DIPOLECENTRES (Post and packing extra) VAT 12½%

AJU Polyprop c/w clamp	£0.85	CCJ2 c/w plug, etc.	£3.85
Porcelain (twin flat)	£0.38	CCJ1 Heavy duty	£5.95

## ANTENNA ROTATORS CDE & STOLLE


Carriage (BRS or post) FREE. Securicor delivery £1.50 extra (mainland). Rotators supplied complete with appropriate control and box instructions.



**ROTORS**  
 AR20 Light VHF/UHF £34.00  
 AR30 Light VHF/UHF... £41.00  
 AR22 VHF Light HF ... £43.00  
 AR40 VHF Light HF ... £47.50  
 AR33 Deluxe control '40 £59.00  
 BT1 Medium duty ... £79.50  
 CD44 Medium duty ... £95.00  
 HAM II Heavy duty ... £129.00  
 2010/220 Automatic ... £43.50  
 2030 Memomatic ... £48.00

**BEARINGS**  
 CD562 CDE 2" and 1 ½" £5.00  
 RZ100 Stolle (ballrace) £10.00

**MOUNTING KIT**  
 AK121 CDE to Versatower £3.60



**CABLE per yard**  
 5 core AR30/40/33/2010 £0.22  
 8 core CD44/Ham II ... £0.35

## Looking for a Mast or Tower? Then try the people who know—and care

The company can now supply the largest range of radio masts and towers from one source in the UK for both home or export.

1. Guyed fixed masts.
2. Guyed telescopic masts.
3. Self supporting towers.
4. S/s telescopic towers.
5. Guyed telescopic towers.
6. Rotator provision.

To determine the mast or tower most suited for a particular application one must consider the following factors —

1. Antenna wind load/weight.
2. Guyed or self-supporting.
3. Fixed or telescopic.
4. Initial costs.
5. Cost of installation.
6. Maintenance costs.

**TELOMASTS**  
 10' telescopic heavily galvanised steel mast supplied with guy rings etc., or c/w full rigging kit. Carriage £2-£7 ex-stock VAT 8%.  
 30' £25.00 or £43.86 c/w rigging  
 40' £32.50 or £56.85 c/w rigging  
 50' £42.00 or £74.50 c/w rigging

**HAMTOWERS**  
 Galvanised lattice 10' sections. Free standing with climbing steps. Carriage £3-£20 ex-stock 8% VAT  
 30' c/w base grillage £192.35  
 40' c/w base grillage. P.O.A. £114.50  
 KP202

**TELETOWERS**  
 Telescopic but not tilting. Light unit weight unobtrusive. Carriage and rigging (RK) extra.  
 42' mast £121.00 (RK £28)  
 57' mast £174.00 (RK £28)  
 79' mast £224.50 (RK £49)  
 101' mast £303.50 (RK £76)

**VERSATOWERS**  
 20' sections—Telescopic-Tilt-over. Easy for Antenna maintenance, etc. Large range of models, e.g.:-  
 Standard P40 ... £238.60  
 Standard P60 ... £289.60  
 Heavy Duty P40 ... £357.30  
 Heavy Duty P60 ... £405.60



## Your Route to 70cm Repeater Operation

We are extremely happy to announce a new version of our 144 MHz to 432 MHz double conversion linear transverter, the MMT432/144R.

The MMT432/144R, based on its predecessor, features a 1.6 MHz shift, specifically included for U.K. repeater operation.

The 1.6 MHz shift is achieved by the inclusion of two separate local oscillators (101 MHz and 101.4 MHz), which produce two ranges at 70 cms. (LOW RANGE : 432-434 MHz, HIGH RANGE : 433.6-435.6 MHz), both for an IF of 144-146 MHz.

The switching of these ranges, which is accomplished by appropriate linking of the 5 pin DIN power plug, may be wired to allow standard repeater operation, reverse repeater operation, etc.

Please note that a suitable toneburst signal must be generated by the 144 MHz transceiver to allow repeater access.



### FEATURES

- ★ 1.6 MHz repeater facility or simplex.
- ★ Highly stable regulator-controlled crystal oscillator stages.
- ★ Pin diode aerial changeover relay with less than 0.2dB through-loss.
- ★ Extremely low noise receive converter.
- ★ Built-in automatic RF vox with override facility.
- ★ Separate internal PA compartment ensures excellent electrical and thermal stability.
- ★ Use of latest state of the art power amplifier transistors provides reliable 10 watts continuous power output.

### SPECIFICATION

Frequency coverage :	432-434 MHz (low range) 433.6-435.6 MHz (high range)	Receive converter noise figure :	3dB maximum
Selectable Offset :	1.6 MHz	First oscillator :	101 MHz or 101.4 MHz
Input frequency range :	144-146 MHz	Second oscillator :	116 MHz
Input modes :	SSB, FM, AM or CW	First IF :	28 MHz
Input drive for full output :	10 watts nominal	D.C. power requirements :	11-13.8 volts, 12.5v. nominal
Power output :	10 watts continuous rating	Current consumption :	2-1 amps peak
Output impedance :	50 ohm	RF connectors :	50 ohm BNC sockets
Relative 404/405.6 MHz output :	Better than -65dB	Power connector :	5 pin din socket
Other spurious outputs :	Better than -65dB	Size :	187 x 120 x 53 mm.
Receive converter gain :	10dB typical	Weight :	975g.
		Price :	£151 + VAT (£169.88 inc. VAT)

## MICROWAVE MODULES LIMITED

BROOKFIELD DRIVE, AINTREE, LIVERPOOL L9 7AN  
TELEPHONE: 051-523 4011. TELEX: 628608 MICRO G

# AMATEUR ELECTRONICS UK



Here's a view of our total frontage including delivery bay and stores and below we'd like to spell out a few facts about our organisation —  
**KEN PERFECT, G3FIK**

- FACT ● Largest specialist retail store in the country**
- FACT ● Widest range of top-name products available today**
- FACT ● Largest stocks of direct agency products**
- FACT ● Best demonstration facilities**
- FACT ● Fastest attention to orders/enquiries**
- FACT ● Top after-sales service**
- FACT ● The best deal in the business — only we as direct importers can offer you all these advantages**

**Hours : 9.30-5.30 Continuous including Saturdays—Early closing Wednesday, 1 p.m.**

## HOW TO REACH US (EASY PRIVATE PARKING ON OUR 70ft. FORECOURT)

**FROM SOUTH AND EAST.** We are located approximately two miles from Junction 5 of the M6 from which follow signposts to Birmingham. Within  $\frac{1}{2}$  mile turn right at Clock Garage and proceed towards city. After one mile look for traffic lights at Fox & Goose and immediately over the lights take minor left fork into Alum Rock Road. We are located one mile from this point.

**FROM NORTH.** Leave M6 at Junction 6 (Spaghetti) and follow left fork down to traffic island beneath motorway complex. Take third turning off to Lichfield. One mile further on follow A4040 to the right and within 100 yds. veer again to the right, approximately one mile further on brings you to the Fox & Goose. Turn right and see preceding directions.

**FROM THE WEST AND SOUTH/WEST.** Follow M5 then M6 to Spaghetti Junction (see above). Alternatively, leave M5 at Junction 4 or 3 and proceed to inner ring road. Turn South on ring road and leave on A47 (East). We are located three miles from this point.

# AMATEUR ELECTRONICS UK

## NUMBER ONE FOR YAESU MUSEN!



### THE SUPERB FT-221R

2 METRE TRANSCEIVER  
still leads the field in  
multi-mode rigs as does  
the FT-227R on the Mobile  
scene.



Once again YAESU MUSEN win both on performance and value-for-money. So whatever your Amateur Radio interest YAESU have the answer—no advertisement can tell the full YAESU story so why not take advantage of our offer below and get the latest YAESU catalogue ?

→ **£2.50 FOR 25 PENCE !!** 25 pence brings the latest Yaesu catalogue with our Credit Voucher for £2.50. A couple of stamps obtains the FT-227R, SWAN or ATLAS leaflets, used equipment list, or Digitex D110 Broadsheet. ←

### MAIN AGENT



## ATLAS RADIO INC.

Fixed station  
or Mobile —  
the 210X and 215X  
makes crowded HF  
bands operation easy !



BRANCH: AMATEUR ELECTRONICS, UK—COASTAL, CLIFTONVILLE,  
KENT. KEN McINNES, G3FTE, THANET (0843) 291297. 9 a.m. - 10.30 p.m.  
BRANCH: AMATEUR ELECTRONICS UK—SCOTLAND 287 MAIN STREET,  
WISHAW, LANARKSHIRE. GORDON McCALLUM, GM3UCI.  
TELEPHONE WISHAW 71382. (EVENINGS CARLUKE 70914.)  
AGENT: WALES & WEST—ROSS CLARE, GW3NWS, CAERLEON, NEWPORT  
(CAERLEON 422232)—Only 20 minutes over the Severn Bridge.



**508-514 ALUM ROCK ROAD** **021-327 1497**  
**BIRMINGHAM 8** **Telex 337045** **6313**



# RADIO SHACK LTD for TRIO



Telephone 01-624 7174 with your Access or Barclaycard number for immediate despatch

**ALL PRICES INCLUDE VAT.**

ATLAS (imported and distributed by Radio Shack Ltd.)

350-XL	10-160m. SSB/CW Transceiver and psu	£909-00
210X	10-80m. SSB Transceiver	£444-38
215X	15-160m. SSB Transceiver	£444-38
220-CS	Console and AC Power Supply	£118-12
200-PS	AC Power Supply	£74-25
DMK	De luxe Mobile Mount	£36-00
DC	DC Cable	£8-45
MBK	Mobile Bracket Kit	£4-38
MT-1	Mobile Antenna Match Transformer	£18-00
PC-120	Plug-in Noise Blanking	£40-50
10X	Crystal Oscillator	£42-75
DD-6B	Digital Dial	£180-00
VX-5	VOX accessory	£36-00
DL-200	Dummy Load	£6-75

## TELEX

### Headphones and Headsets

(imported and distributed by Radio Shack Ltd.)



MODEL CM-1320

Deluxe dual receiver dynamic headphone with audiometric-type headphone elements. Close talking ceramic boom microphone with 51dB output limits ambient noise pick-up and provides superior intelligibility. Has convenient inline push-to-talk switch. Foam filled circumaural earcushions are removable for cleaning. For use with any mobile or base station requiring high impedance mic input and 3-2 to 20 ohm audio output. Ten foot unterminated cord.

#### TELEX COMMUNICATIONS INC.

Lightweight Headphones 3-2-20 ohms

HFC-91	Underchin 1.5 oz. with foam earpads	£6-08
HMC-2	Underchin 1.5 oz. with plastic earpads	£9-00
HTC-2	1.6 oz. Twin Receiver headphone	£14-40

Dual Muff Headphones

C-610	3-2-20 ohms Dual Receiver Magnetic	£6-75
SWL-610	2000 ohms Dual Receiver Magnetic	£7-99
C-1210	3-2-20 ohms Dynamic foam padded	£18-45
C-1320	3-2-20 ohms TELEX'S finest	£25-65

Boom Microphone Headsets (headphones as above)

CM-610	As C-610 with high Z Ceramic microphone	£29-70
CM-1210	As C-1210 with high Z Ceramic microphone	£38-25
CM-1320	As 1320 with high Z Ceramic microphone	£47-25
CM-1320S	As CM-1320 with Single headphone	£36-90

(all the above headsets fitted ptt switch)

Microphones (hand-held battery powered)

ProCom I	Electret High Output	£11-70
ProCom II	Electret Variable Gain	£17-35
CB-73R	Dynamic Noise-cancelling (relay switch)	£23-40
CB-73S	As above with 6-wire universal lead	£24-75

### TRIO EQUIPMENT

TS-820	160-10 metre HF TRANSCEIVER 200w.	£645-00
VFO-820	External VFO	£112-00
DG-1	Digital readout unit 6 digit display	£127-00
DS-1A	12v. DC Inverter	£40-00
YG-88C	CW Filter 500 Hz y-pole	£36-00
SP-520	Matching Speaker 8 ohms	£19-00
TV-502	2m. Transverter all solid state	£178-00
HS-5	Tailored response headphones	£22-00
TS-520S	160-10 metre HF TRANSCEIVER 200w.	£489-00
VFO-520S	External VFO	£94-00
DG-5	Digital display/freq. counter to 40 MHz	£132-00
R-599D	160-10m. RECEIVER CW/SSB/AM/FM	£403-00
T-599S	80-10m. TRANSMITTER CW/SSB/AM/FM	£383-00
S-599	Matching Speaker 8 ohms	£18-00
CC-29A	2m. Converter for R-599D	£20-00
TS-700G	2m. TRANSCEIVER CW/SSB/FM/AM	£426-00
VOX-3	Matching VOX unit (free with TS700G)	£19-00
SP-70	New Matching Speaker	£18-00
TS-700S	De luxe 2m. DIGITAL TRANSCEIVER	£542-00
VFO-700S	External VFO (split-free. facilities)	£83-00
TR-7010	2m. SSB/CW MOBILE/FIXED 10w. TCVR.	£189-00
PS-5	Matching AC psu/digital clock	£58-00
	Spare 2-pole DC power plug	0-25
TR-7200G	10w. FM mobile, 10 channels auto t.b.	£189-00
VFO-30G	Matching VFO with repeater shift	£92-00
TR-7400A	2m. 30w. FM mobile TCVR. 800 ch. pil.	£329-00
TR-7500	2m. 10w. FM mobile TCVR. 40 ch. pil.	£225-00
PS-6	Matching Speaker and AC power unit	£57-00
TR-2200GX	2m. FM TCVR. with battery charger, mic, carrying case, fitted 3 channels	£139-00
TR-2200GX	As above but fitted 12 channels	£169-00
RA-1	Helical rubber antenna for TR2200GX	£6-30
MB-1A	Quick-release mobile mt.	£9-70
	Spare external power lead 2200G/GX	£1-25
	Set of 10 rechargeable batteries	£9-72
VB-2200GX	Mobile 10w. AMPLIFIER (swr protection)	£45-00
	Spare whip antenna	£1-90
TR-8300	70cm. fm Tcvr. mobile fitted 4 ch. T.B.	£227-00
TR-3200	70cm. fm Tcvr., portable, 3 channels with battery charger, mic, carrying case	£182-00
	Spare external power lead	£1-25
VB-3200	Mobile 10w. amplifier with rx preamp.	£95-62
R-300	General coverage Receiver	£184-50
	Spare ac mains lead for R.300	£1-25
HC-2	World Time Clock	£15-50
MC-10	Microphone hand-held p.t.t. 50K	£9-00
MC-50	Microphone desk model 50K/500 ohms	£25-00
LF-30A	HF low pass filter 1Kw.	£17-00
BPF-2A	2m. band pass filter 100w. pep	£27-75

### Test Equipment

CS-1570	Dual trace 'scope DC — 30 MHz	£464-40
CS-1560A	Dual trace 'scope DC — 15 MHz	£324-00
CS-1562	Dual trace 'scope DC — 10 MHz	£270-00

(prices includes two matching full bandwidth X10 probes)

PF-810	Station power meter in-line measurement with 3 ranges. 2-way antenna switch	£64-80
CO-1303D	Single trace 'scope DC — 5 MHz	£108-00
CO-1303G	As above plus station monitor and oscillator	£129-60
DM-800	Dip resonance meter	£48-16
TL-922	HF high power linear 2kW. 10-160m.	£697-50

Something New

SP-820	Matching speaker with audio filter	£36-00
AT-200	Antenna Tuner	£86-00

Crystals

	FM channels SO and S16-S24, S32 and all current repeater and reverse repeater channels. (per pair)	£4-80
--	--	-------

# SUPER SAVINGS ON



TAKE ADVANTAGE OF THE FAVOURABLE EXCHANGE RATES AND OUR  
WAREHOUSE BURSTING AT THE SEAMS  
FOR A VERY LIMITED PERIOD ONLY WE OFFER  
PRICES INCLUDE VAT

THE FAMOUS

## R-4C

AMATEUR BAND RECEIVER

### £427.50

PREVIOUS PRICE £495.00 SAVE £67.50

THE LATEST TR-4CW with RIT  
with AC-4 PSU  
and MS-4 SPEAKER

### £599.95

PREVIOUS PRICE £695.25 SAVE £95.30  
or with RV-4C V.F.O. instead of MS-4

### £685.00

PREVIOUSLY £792.00 SAVE £107.00

## L-4B

LINEAR

### £652.50

PREVIOUSLY £742.50 SAVE £90.00

★ NEW

## MN-4C

ANTENNAS MATCHING NETWORK

10 - 160 metres

### £123.75

DRAKE UV-3E  
2m. and 70 cm. fully synthesized  
TRANSCEIVER

is at an introductory price of

### £495.00

inc. VAT

## SSR-1

RECEIVER

### £149.85

THE SAME PRICE  
but

● FREE HEADPHONES

## FREE

A LOG BOOK TO ALL CALLERS  
and to purchasers of DRAKE EQUIPMENT  
by Mail Order

## SPR-4

RECEIVER

### £450.00

PREVIOUSLY £495.00 SAVE £45.00

## RCS-4

5 WAY REMOTE CONTROL  
COAX ANTENNA SWITCH

### £83.25

SAVE £6.75

See our ad. on  
pages 116 and  
117

★ PLUS FREE SECURICOR DELIVERY ★

and of course our usual FREE SECURICOR pick up on Warranty repairs

SECURICOR  
B.R.S.

DRAKE SALES SERVICE

HIRE  
PURCHASE




# Radio Shack Ltd

188 BROADHURST GARDENS, LONDON NW6 3AY

Just around the corner from West Hampstead Underground Station

Telephone : 01-624 7174




Cables : Radio Shack, London NW6. Telex : 23718 Radack G. Giro Account No. 588 7151  
Open Monday-Friday 9-5, Saturday 9-12.30. Closed for lunch 1-2


# STEPHENS-JAMES LTD.

47 WARRINGTON ROAD, TELEPHONE LEIGH, LANCs WN7 3EA (0942) 676790

# G3MCN



Midland and North West distributors for the XCR30 unique crystal controlled receiver. This receiver is designed to provide precision frequency tuning over the full short wave spectrum up to 30 MHz with exceptional frequency stability for both AM and SSB. Separate tuned whip antenna.  
 £150.00 inc. VAT  
 XCR-30 FM Receiver with FM band 87-5 to 101 MHz.  
 £170.00 inc. VAT



**Mk. 1 MULTI TUNER.** Designed and manufactured by us. 50 tunable switched positions for antenna lengths over 5 metres in the 2-30 MHz range. Five different circuits to give an excellent match between your receiver and antenna. Now in use in over 35 countries.  
 Price £17.50 including VAT and Postage  
**Mk. 2 VERSION, £23.00.** Covering 550 kHz to 30 MHz. Send S.A.E. for full information and Test Report.  
 See Test Report in February "Short Wave Magazine".



**YAesu FRG-7 RECEIVER.** Mains and battery operated receiver 0.5 to 30 MHz. Solid state. Advance circuitry offers excellent performance for the DX listener at a moderate price.  
 Price £162.00  
 Also in stock now the new SRX-30 Solid state receiver 500 kHz to 30 MHz AM-USB-LSB-CW. AC and DC operation. Price £146-75

<b>TRIO</b>		
T5820 Transceiver	£645.00	
VFO820 External VFO	£112.00	
DG1 Digital Readout	£127.00	
DS1A 12v. DC Inverter	£40.00	
YG88C 8 pole CW Filter	£36.00	
SPR20 Speaker	£19.00	
T5520S Transceiver	£489.00	
VFO520 External VFO	£72.00	
DG5 Digital Display	£132.00	
E559D Receiver	£403.00	
T5700G VHF Transceiver	£426.00	
T5700S VHF Transceiver	£542.00	
SP70 Speaker	£18.00	
TR7010 VHF SSB Transceiver	£189.00	
P55 Power Unit Clock	£58.00	
TR7200G VHF Transceiver	£189.00	
TR7500 VHF Transceiver	£225.00	
TR2200GX portable 3 channels	£139.00	
TR200GX portable 12 channels	£169.00	
MB1A Mobile mount	£9.70	
VS3200 GX 10 watt mobile PA	£45.00	
TR8300 UHF Transceiver	£227.00	
R200 General Coverage Receiver	£184.50	
RF Generator	£52.95	
CI303 Monitor scope	£129.00	
AT200 Antenna Tuner	£86.00	
MC50 Desk Microphone	£22.00	
H55 Headphones	£22.00	
Crystals and accessories.		

<b>YAesu</b>		
FRG7 Solid State Receiver	£162.00	
FR101D Receiver	£448.87	
F12100B Linear Amplifier	£302.62	
YO-100 Monitorscope	£129.00	
YD844 Desk Microphone	£22.00	
YD846 Hand Microphone	£8.95	
24 Hour World Clock	£15.00	

<b>DRAKE</b>		
R4C Receiver	£495.00	
T4XC Transmitter	£495.00	
TR4CW Transceiver	£562.00	
AC-4 AC psu	£108.00	
SSR-1 Receiver	£180.00	
MS4 Speaker	£24.75	
Filters, crystals, etc.		

<b>HY-GAIN</b>		
12AVQ Vertical 10-15-20m.	£39.93	
14AVT/WB Vertical 10-15-20-40m.	£56.19	
18AVT/WB Vertical 10-15-20-40-80m.	£81.45	
TH2MK2 2 element Tribander	£117.56	
TH3MK3 Element Tribander	£167.72	

<b>DIGITEX</b>		
D110 Visual Display Unit	£347.34	

<b>MICROWAVE MODULES</b>		
MMC70 4m. Converter	£20.25	
MMC144/28 LO 2m. Converter	£22.50	
MMC32/28 70cm. Converter	£27.00	
MMC1296/28 23cm. Converter	£31.50	
MMC1296/144 23cm. Converter	£31.50	
MMV1296 23cm. Tripler	£33.75	
MMD050 50 MHz Counter	£66.96	
MMD500P Prescaler	£27.00	
MMD500P 500 kHz Counter	£25.32	
MMT432/28 70cm. Transverter	£133.88	
MMT432/144 70cm. Transverter	£169.88	
MMT144/28 2m. Transverter	£88.87	

<b>G-WHIP</b>		
Tribander Helical 10-15-20m.	£19.68	
LF Coils for Tribander	£5.62	
LF Telescopic Whip Section	£2.25	
Basemount standard type	£3.37	
Multimobile 78, 10-15-20m.	£21.08	
MM Coils	£5.91	
MM Telescopic whip section	£2.25	
Flexiwhip basic 10 metre section	£11.24	
Basemount standard	£3.37	
Ball type Basemount	£5.00	
Coils for Flexiwhip	£5.91	
Base thread adaptor USA/G Whip	68p	
Extendarod 40"	£9.56	

<b>OMEGA</b>		
TE-701 Antenna noise bridge to 30 MHz	£23.76	
TE-702 Antenna noise bridge to 300 MHz	£29.70	
<b>ROTATORS</b>		
AR30	£46.13	18p metre
AR40	£51.75	UR43 50p metre
CD44	£106.87	300 ohm Ribbon
AR22	£48.38	10p metre
KR400	£96.00	75 ohm low loss 18p

<b>JAYBEAM</b>		
5Y/2M 5 element yagi	£7.70	
BY/2M 8 Element yagi	£10.00	
10Y/2M 10 element	£21.31	
PBM/14/2m. 14 elements Parabeam	£13.16	
5XY/2m. 5 element crossed yagi	£15.97	
8XY/2m. 8 element crossed yagi	£19.91	
10XY/2m. 10 element crossed yagi	£26.32	
Q4/2m. 4 element Quad	£16.31	
Q6/2m. element Quad	£21.70	
DS/2m. 5 over 5 slot fed yagi	£13.61	
DB/2m. 8 over 8 slot fed yagi	£18.22	
UGP/2m. ground plane	£7.03	
MBM48/70cms. Multibeam	£21.65	
MBM88/70cms. Multibeam	£28.96	
TAS 1/2m. Whip mobile	£13.05	
C5/m. Colinear	£30.93	
C8/70cm. Colinear	£39.37	
D15/1296 23cm. Antenna	£23.06	

<b>ATLAS</b>		
210X Transceiver	£445.00	
215X Transceiver	£445.00	
220-CS Console and AC Power Supply	£118.12	

<b>BARLOW WADLEY</b>		
XCR30 Solid State Receiver	£150.00	
XCR30FM Solid State Receiver	£170.00	

<b>TECHNICAL ASSOCIATES</b>		
Audio Compressor	£25.31	
RX Peak and Notch Filter	£27.56	
RX Band Pass Filter	£27.56	
PR2 Preselector	£23.00	
Crystal Calibrator	£23.00	
<b>BANTEX</b>		
Bantex Magnetic Base Mount	£10.40	
1/2" glass fibre Whip	£8.44	
1/2" stainless steel Whip	£9.40	
1/2" stainless steel Whip	£8.63	
Standard base mount	£2.70	

<b>COMTEK</b>		
144 MHz Linear Amplifier	£141.50	
<b>MAR</b>		
NR56 2m. FM Receiver	£54.00	


<b>ACCESSORIES</b>		
Single Meter SWR wall mounting	£9.50	
Single Meter SWR desk type	£9.50	
Twin Meter SWR desk type	£10.50	
EK150 Katsumi Electronic Keyer	£60.75	
Hymound Morse Keys	£8.10	
Nye King 312-001 Morse Keys	£6.75	
Nye King 312-003 Morse Keys	£7.85	
Nye King 312-003 Morse Keys	£8.45	
Standard Type Morse Keys	£3.00	
Junkers Heavy Duty Morse Keys	£29.75	
Samson ETM-3C Electronic Keyer	£63.88	
Bauer single keying paddle	£10.85	
Twin keying paddle	£15.95	
3 way antenna switch	£5.75	
6 way antenna switch	£16.85	
Drake TV3300 Low Pass Filter	£18.00	
Trio LF30A Low Pass Filter	£17.00	
HP3A High Pass Filter	£2.95	
Yaesu Headphones	£9.00	
Trio H55 Headphones	£22.00	
Trio DM800 G.D.O. Absorption Meter	£48.60	
Trio HC2 World Clock	£15.50	
Plastic Antenna Insulators	18p	
PL259	51p	SO239 45p
PL289	75p	Cable reducers 15p

<b>SECONDHAND EQUIPMENT</b>		
Collins FA455 FA-15 RTTY Filter	£45.00	
Comtek 2m. Linear Amplifier	£100.00	
Drake R4C with filters	£450.00	
Drake T4X with AC psu	£425.00	
Heathkit SB230 Linear Amplifier	£325.00	
Magnum 2 Transverter	£85.00	
Uniden 2020 Transceiver and Speaker	£400.00	
KW2000E Transceiver	£325.00	
Atlas 210X AD Mobile Mount	£385.00	
Arac 102 Receiver	£80.00	
AK20 VHF FM Transceiver	£105.00	
Yaesu YO100 Monitorscope	£100.00	
Eddystone 770R Receiver	£120.00	
Eddystone 77U Receiver	£120.00	
Yaesu FL101 Transmitter	£260.00	
Eddystone EC10 Mk. 2 with AC psu	£120.00	
Eddystone EC10 Mk. 2...	£110.00	
Eddystone 840C Receiver	£85.00	
Heathkit HW32A Transceiver	£90.00	
Yaesu FT2B Transceiver	£90.00	
FDK "Quartz" FM Transceiver	£125.00	
Trio TS515 Transceiver	£245.00	
Yaesu FP301D AC psu	£100.00	


ACCESS and BARCLAYCARD facilities. Instant HP service  
 Part exchanges always welcome. Spot cash paid for good clean equipment. If you have equipment surplus to your requirement we would be pleased to sell this on commission for you.  
 Shop Hours: 9.30 to 5.30 Monday to Friday 5 p.m. Saturday.  
 No parking problems. Turn at the Greyhound Motel on the A580 (East Lancs.) Road, S.A.E. with all enquiries. 25p will bring you latest information and prices, credited to your first purchase over £5. Postage carriage extra.  
**ALL OUR PRICES INCLUDE VAT**

# S.T.E. MILAN VHF EQUIPMENT

As sole distributors for the STE range of equipment for four years despite rising prices, we have maintained prices stable for over two years. Surely the finest value for money on the market. With the opening of the 28 MHz band the AR10 Receiver module is now one of our fastest selling lines. Demand for these is growing every month.




ARAC 102 receiver, 28-30 MHz. 144-146 MHz. AM-SSB-FM-CW Price £100-00




AR10 Mosfet receiver. 28-30 MHz Double conversion superhet. RF and amplifiers stages are gate protected mosfets for good sensitivity and low intermodulation. Noise limiter and squelch circuit. AM, SSB and CW reception. 12v. DC.

PRICE LIST including VAT and postage

AK20 FM Transceiver	... ..	£165-00
AK20 FM Transceiver Kit	... ..	£105-00
ARAC 102 Receiver	... ..	£100-00
ARAC170 Receiver	... ..	£127-50
ATAL 228 Transmitter	... ..	£127-50
ASAP 154 AC PSU	... ..	£37-50
AR10 Receiver Module	... ..	£39-50
AA1 Audio Amplifier	... ..	£4-10
AD4 FM Discriminator	... ..	£5-00
AT22 Transmitter	... ..	£50-00
AG10 Tone Generator	... ..	£4-50
AR20 C.C. Receiver	... ..	£45-00
AT23 C.C. Transmitter	... ..	£50-00
AS15 Stabilised DC PSU board	... ..	£10-00
AL8 Linear Amplifier	... ..	£27-00
AB40 Mobile 40 Watt FM Amplifier	... ..	£55-00



AR20. 12 channel FM receiver 144-146 MHz. Input impedance 50-75 ohm. AM-FM modes. Sensitivity 0.2uV AF output 3 watts. 12v. DC operation.



AT23. 12 Channel PM Transmitter. 3 watts. 144-146 MHz. Frequency deviation 3-10 kHz adjustable. 12v. DC operated AF input sensitivity 2mV adjustable to 50 mV.



AK20, STE. Latest model from the famous STE Milan range of equipment. 12 channel operation in the 144-146 MHz range. 11-15v. DC operation. 3 watts output. Sensitivity 0.2 uv R.I.T. tone burst. Complete with microphone, and mobile bracket.

We are also acting now as distributors for another Milan manufacturer—Novel. This company is now producing one of the finest range of SWR power meters we have seen. All built to professional specifications but sold at an Amateur price. All units are built in solid diecast boxes and the finish is in a "Commando Green."

SWR200B. Switched 50 and 75 ohm. 3 to 200 MHz. 2000 watts at HF. 2-200 watts at VHF. £36-25

SWR 400B. Impedance 50 ohm. 144 and 432 MHz. 20 and 200 watt range. Insertion loss 0.2dB. £55-90

PW120B. Dummy Load Wattmeter. Impedance 50 ohm. 5-20-120 watt. Frequency 3-500 MHz. £38-25

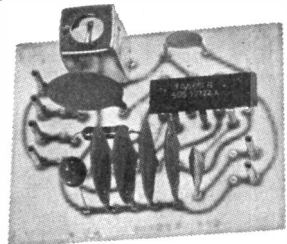
DL120. 50 ohm Dummy Load. 50 ohm to 500 MHz ... .. £20-48

CRS 110-B. 4-way Co-axial switch ... .. £37-91



VHF ANTENNA RANGE CALETTI (Milan)

3/4" Gutter Mount 2m. Whip	... ..	£12-00
5" Standard Mount 2m. Whip	... ..	£12-00
Ground Plane, 4 Radials, 2m.	... ..	£13-89



455 kHz FM Discriminator Amplifier. Limiting threshold 100uV. Amplitude modulation rejection 40dB. Audio output voltage at 1 kHz 200-300mV frequency deviation + or - 3 kHz.



NEW MODEL ELECTRONIC KEYSER Jambic operation—Weighted transmission—Three memory lengths up to 1024 bits. Internal monitor. Transmitter keyed through internal relay. Silver plated contacts. 220v. AC operation. Price £104-00


**STEPHENS-JAMES LTD.**  
**47 WARRINGTON ROAD, LEIGH, LANCs. WN7 3EA**  
 telephone 0942 - 676790

# WILLIAM MUNRO (Invergordon) LIMITED

DISTRIBUTORS FOR NEC AMATEUR RADIO EQUIPMENT

NEC

NEC



- CQ110E DIGITAL READOUT TRANSCEIVER**  
 Frequency Range : 10M to 160M  
 Modes : LSB, USB, CW, AM, FSK, FAX/SSTV  
 Power Requirements : 100/234v. AC or 13.5v. DC  
 Input Power : 280 Watts PEP (240 watts on 28 MHz)
- CQ 201 EXTERNAL DIGITAL READOUT VFO**  
 Three Outputs : 5.0-5.5 MHz, 8.2-8.7 MHz, 8.9-9.4 MHz  
 Frequency Counter : 10Hz to 30 MHz  
 Output Voltage 2v. (p-p) : Impedance 50-100 ohms  
 Counter unit input Level : 0.1v. (p-p) 100Hz >  
 1v. (p-p) 100Hz <  
 Power Requirements : 100/234v. AC
- CQ 301 LINEAR AMPLIFIER**  
 Frequency Range : 10M to 160M  
 Mode : LSB, USB, CW, AM  
 Power Requirements : 100/234v. AC  
 Max. Input : 2kW SSB 1kW AM  
 Drive Power : 100-200 Watts  
 Circuit : 2 x 3-500Z in Grounded Grid A1
- M 110 DESK MICROPHONE**  
 Dynamic Unidirectional—Impedance 50K—Frequency Range : 200-10,000Hz. Flexible Shaft with diecast base for stability and two position Switch.
- SP 110 EXTERNAL SPEAKER UNIT/DIGITAL CLOCK**  
 High Quality Speaker Unit 4W 8 ohm range 180-8000Hz. Digital Clock with 7-segment display, with 59 minute sleep timer, and 24 hour alarm setting with two AC outlets one unswitched and one switched controlled by clock. Power Fail Indication. Power Requirements for Clock 100-234v. AC and 50/60 Hz switch selection.

NEC

NEC

USED EQUIPMENT including FRI01D, FT301D, FP301, IC202 and other items.

We also stock a range of MICROWAVE MODULES, POLAR ELECTRONIC DEVELOPMENT PRODUCTS—ANTEX—Components—ANTENNAS, etc.

IN ADDITION TO OUR OWN SHOWROOM YOU CAN TEST AND EXAMINE NEC EQUIPMENT AT :—

AMCOMM SERVICES  
 THANET NORTHERN  
 TONY BLACKMORE  
 L. A. WILES & SON

194A Northolt Road, South Harrow, Middlesex  
 64, High Street, Wombwell, Yorks.  
 2 Joseph Parry Close, Llandough, Penarth, S. Glamorgan CF6 1P  
 Aisthorpe, Scampton, Lincoln

Tel. 01-864-1166  
 Tel. 0226-756229  
 Tel. 0222-702982  
 Tel. 0522-71-351

Telephone :  
 0349 — 852351

100 HIGH STREET, INVERGORDON  
 ROSS-SHIRE, IV18 0DN  
 ACCESS : : BARCLAYCARD : : HIRE PURCHASE

Telex :  
 75265

ADVERTISERS' INDEX

	Page
Aero & General Supplies	134
Amateur Electronics UK...	78, 79
Amateur Radio Exchange	86
Amcomm Services	130
Baginton Electronics	121
B. Bamber Electronics	<i>back cover</i>
J. Birkett	120
Bredhurst Electronics	124
British National Radio & Electronics School	118
B. Brookes Electronics	125
C. & C. Electronics	122
Cambridge Kits	132
Catronics Ltd.	126
C.B. Electronics	124
Colomor Electronics Ltd.	134
Crayford Electronics	125
Datong Electronics Ltd.	119
G3HSC (Rhythm Morse Courses)	134
G2DYM Aerials	131
G.W.M. Radio Ltd.	129
Heathkit	119
D. P. Hobbs Ltd.	131
Johns Radio	134
K.W. Communications Ltd.	86
Lee Electronics Ltd.	67
Lowe Electronics	<i>front cover, inside front cover, 65, 66</i>
M.H. Electronics	133
Microwave Modules Ltd.	77
Mosley Electronics Ltd.	130
William Munro Ltd.	84
Park Electric Co.	134
Partridge Electronics Ltd.	126
P.M. Electronic Services	125
Q.M. 70 Electronics Ltd.	123
Radio Shack Ltd.	80, 81, 116, 117
Radio Society of Great Britain	127
R.T. & I. Electronics Ltd.	122
SEM	115
Small Advertisements	127-134
Sommerkamp Electronic SAS	123
South Midland Communications Ltd.	74, 75, 76, 128
Spacemark Ltd.	128
Stephens-James Ltd.	82, 83
S.W.M. Publications	<i>Inside back cover, 132, 133, 135, 136</i>
Technical Associates	121
Thanet Electronics	68, 69
T.M.P. Electronics	134
Reg Ward & Co. Ltd.	129
Waters & Stanton Electronics	72, 73
Geoff Watts	135
Western Electronics (UK) Ltd.	70, 71
W. H. Westlake	131
J. Yu	118

# SHORT WAVE MAGAZINE

(GB3SWM)  
ISSN: 0037-4261

---

Vol. XXXVI APRIL, 1978 No. 414

---

## CONTENTS

	Page
Editorial— <i>Twelvemonths</i>	87
Communication and DX News, by E. P. Essery, G3KFE	88
Amateur Radio—Communication or Technology, or Both? Part III, by N. H. Sedgwick, G8WV	92
Getting Going on Oscar 8, by N. A. S. Fitch, G3FPK	98
Changes in The R.A.E.	99
The 'Direx', by G. C. Dobbs, G3RJV	100
Antennas—The Weak Link. Part II: Wave Angle, Directivity and Gain, by A. P. Ashton, G3XAP	102
Reverse Repeater on the Trio TS-700, by C. Wearing, GM8GIQ	105
VHF Bands, by N. A. S. Fitch, G3FPK	106
The Month with The Clubs, From Reports	110
Watching Sunspots, by G. P. Anderson, G2QY	113
New QTH's	114

**Editor: PAUL ESSERY, G3KFE/G3SWM**

**Advertising: Charles Forsyth**

*Published at 34 High Street, Welwyn, Herts., AL6 9EQ, on the last Friday of the month, dated the month following. Telephone: 04-3871 5206 & 5207*

**Annual Subscription:** *Home: £5.50, 12 issues, post paid*  
*Overseas: £5.50 (\$10.00 U.S.), post free surface mail*

**Editorial Address:** Short Wave Magazine, 34 High Street, Welwyn, Herts. AL6 9EQ, England.

**Prices shown in advertising in this issue do not necessarily constitute a contract and may be subject to change.**


### AUTHORS' MSS

*Articles submitted for Editorial consideration must be typed double-spaced with wide margins on one side only of quarto or foolscap sheets. Photographs should be lightly identified in pencil on the back with details on a separate sheet. All drawings and diagrams should also be shown separately, and tables of values prepared in accordance with our normal setting convention—see any issue. Payment is made for all material used, and it is a condition of acceptance that full copyright passes to the Short Wave Magazine, Ltd., on publication.*

© Short Wave Magazine Ltd.

E. & O. E. VAT Reg. No. 239 4864 25

# Optimum Performance with KW




line feeding an Aerial System or Dummy Load (1) Standing Wave Radio, (2) RF Power with two ranges 0-100 & 0-1000W when used with a 50 ohm Dummy Load.


**Decca KW-103 Combined Swr/Rf Power Meter** is an instrument for measuring a 50 ohm coaxial load up to 1000W.



**Decca - KW 1000 Linear Amplifier** for SSB and CW 10-80 metres, 1200 watts p.e.p. Input SSB can be "driven" by most 100 watt Transceivers and Transmitters. Employs a pair of T1601 Tubes in grounded grid. Pi-section input and output circuits. Built-in 2-4Kv P.S.U.



**Decca-KW Dummy Load** is air convection cooled and has been designed as a purely resistive 50 ohm load up to 30 MHz. Power capability up to 1000 watts.



**Decca-KW Balun Mk. II.** The Decca-KW Balun is broadband—3 to 30 MHz, rated up to 2kW p.e.p. 1 : 1 Ratio 50 ohms "unbalanced" feed to "balanced" output. Waterproof moulded case. Suitable for dipole and Beam aerials.

Note: The well-known KW LOW PASS FILTER passing 3-30 MHz is available from stock.



**Decca-KW Antenna Tuning System** including E-Z match, SWR/RF Power meter, Dummy Load, Antenna switch. High power version KW 109 is available.

**OTHER KW FAVOURITES**  
 KW E-Z match; KW Traps (the original and the best) KW Trap Dipole; KW Antenna Switch; Stockists for Y-Cein beams and vehicles; CDR Rotators; Shure Microphones etc. KW spares are normally stocked for a minimum of five years after manufacture of equipment. Write or phone for catalogue.



Serving Radio Amateurs World-Wide

**Amateur Radio Products DECCA COMMUNICATIONS LTD**  
 Crampton Road, Otford, Sevenoaks Kent, TN14 5BA. Tel.: Sevenoaks (0732) 30911

Write or phone for catalogue. \*Easy terms on equipment available over 12, 18 or 24 months.

The Shop with the Smile!

## AMATEUR RADIO EXCHANGE



PROPRIETORS: BRENDA APTAKER, BERNARD GODFREY (G4AOG)

Buying or selling, we invite you to come and look over the extensive and ever-changing stock of secondhand equipment in our shop on the corner — major items and accessories. And, if it's new gear you are after, we are stockists of (among others) Yaesu, Icom, FDK, Standard, Microwave Modules, QM70, KW, Antenna Specialists and Bantex.

So, come and see us first. Even if you don't buy, you'll be glad you did . . . because there's always a warm welcome, and a cup of Brenda's coffee!



**IN STOCK-THE NEWEST AND THE BEST**

(Left) Quite simply, as Yaesu say, the Ham's Dream!


**FT-901SD from £699.00 inc. VAT**

(Right) The very latest HF Mobile Transceiver.

**FT-7, £309.00 inc. VAT**

Also available, Linear Amplifier (200w. PIP, linear)

**FL-110, £124.00 inc. VAT**



Phone for details of current stocks, new and secondhand—Closed Wednesdays.

Easy terms up to 3 years



Credit sales by telephone



Instant HP for licensed amateurs

So easy for Overseas Visitors — Just 7 stops from Heathrow

2 NORTHFIELD ROAD, EALING, LONDON, W13 9SY . Tel. 01-579 5311

*The*  
**SHORT-WAVE**  
*Magazine*

EDITORIAL

***Twelvemonths***

This issue marks the end of the writer's first year 'in office'—a position which seemed at first so awesome, but is now beginning to feel a little more comfortable. You have continued to support *Short Wave Magazine*, and indeed circulation has risen; for that, our thanks.

Clearly this first year has been used for something of a re-assessment: we hope in the coming issues to put into practice the plans which have been laid during this period, although essentially we can only publish what contributors offer (and it is to their 'feel' for what *we* sense to be *your* liking that we have addressed ourselves). There should be something for (almost) everyone—not that we shall be attempting 'to please all the people all the time' as the only result of such efforts is to please no-one.

As a first step, this is something of a 'bumper issue', with eight extra pages; and we hope you will enjoy them all.

*Ed. [Signature]*  
K3KFE.



# COMMUNICATION and DX NEWS

*E. P. Essery, G3KFE*

## Top Band

This of course just has to mean WIBB, as indeed it does. His crack about "hope springing eternally" more or less sums it up; this last season has been rather like the curate's egg. Stew last snagged a new country as long ago as May last year (that one being C31), although he agrees that he missed a couple of possibilities—who cares when you have 140 countries already in the bag on the band, and you can look forward most years to taking some 45-55 countries. WIBB reckons the highlight of the year for him was listening to K1PBW acting as MC on 1810 kHz (mainly SSB), while in one direction was ZL2BT and the other way the Europeans, and *W's* from East to West coast; some of the *W's* worked both ZL and *EU's*, and some *G's* connected with ZL, all in the 'Insomnia Net'—which included at least one (KØZVE), signing /M. All this activity was around December 28-31.

On the international front, we note that the *YU* chaps are pressing hard for other European countries to join them on Top Band. Russian noises gave the impression they would soon be giving permission to their people, once some aeronautical activities are moved. Poland apparently granted Top Band from January 1, 1978, while Hungary had the band but lost it for some reason unexplained; and the *YO* chaps are hopeful of Top Band in 1979. *ZS* stations now have the whole band, except for 3 kHz above/below 1800, 1820, 1830, 1887, 1936, 1981 and 1982 kHz, with 150 watts. Perhaps the earliest QSO on the band was at 1740z when VO1KE worked GD4BEG. We have it that TF3ST is quite interested in Top Band, and might be 1807.5 kHz from the former *Loran* station, using lower sideband.

Since January 1, G3ILO (Dursley) has been knocking off the counties for the CCA Award, and his takings so far include some 46 counties, a couple of *LA's*, *OH*, *OE*, about fifty assorted *OK/OL* chaps,

GU3HFN, YU3TJA, EI9ONE, GU4EON, all on CW, plus SSB to GU3HFN and G3VXI.

Another one *en route* to the award is G4FJU (Walsall) who finds EDX a bit of an anticlimax after K1PBW on January 1; Ben now has a plot to make a loop to see if some of the noise can be disposed of.

G2HKU (Sheppey) still has his mast on the floor, after the recent weather; this means his 'G5RV' aerial is at 30 feet at one end, and only seven feet up at t'other—but he still had SSB to PAOPN, plus CW QSO's with DJKWA, LA8UU, LA5HE, DL1BU, YUIOCV, GM3PFQ, DJ6TK and GM3LWS.

## Comments

Well before deadline-time we had a note from G3CED (which included a copy of the multi-coloured log from F9UO) with the indication that QRT still reigned supreme for George. However, with the last of the mail came his second note saying that he was carrying out prototype checks at the bottom of Broadstairs High Street with 250 milliwatts and an indoor Joystick—"when you've only got 250 milliwatts and a stupid location it's like skating *up* Everest: a sort of smug exhilaration and somewhat taxing!" At the head of his letter, a phrase which will bring back many memories to older readers who recall the first radio comedy show that really used speed as an adjunct to humour and wit: the porno postcard seller in *ITMA* "I go—I come back!"

Nice to hear again from G2HLU (Reading) who took advantage of the old adage about the 'ill wind'—can't garden, so play in the ARRL DX CW and Phone contests.

G3KPO—he of the Antique Wireless Museum—writes to mention the Alverstone Manor Tea-party on September 17; last year's event was quite a success and for this year something rather exotic will be on show, if all goes well. On a different tack, Douglas knows that many an amateur is keen on electronic organs and such, so an 'organ-grinder's net'

has been established every Wednesday afternoon between 3 and 4. That would surely have pleased old Tommy, G6QB, who wrote this column for so many years, and in his 'other hat' used to modulate the BBC QSO rig from the BBC cinema organ at regular intervals (sometimes with G6FO tuning the pages), plus almost daily stints at the Hammond organs at Hastings—which indeed was where your scribe first got to know Tommy. It's an interesting point that G3KPO wonders whether he would be breaking his licence conditions if he used his antique Hammond to play a simple tune over the air just to check modulation! Interesting all the more when one recalls how all the frequencies generated by the original Hammonds were in effect mains-locked in frequency. Eighty-eight 'wheels,' all on a common shaft, driven by a synchronous motor and a coil close to each, sensing the change in field as the toothed wheels rotated—we've come along a bit since then!

**'CDXN' deadlines for the next three months—**

May issue—April 6th

June issue—May 4th

July issue—June 1st

*Please be sure to note these dates.*

A letter from G3RJV indicates that he is now once again settling into a new QTH, and reckons to have a long-wire out ere long, having spotted a most opportune tree some 200 feet away to the rear of the QTH; so, one quiet Sunday morning there will be some tree-climbing—one has a vision of canonical clothing disappearing up a tree with a piece of string to the amazement of the locals!

By the time this reaches you, if all has gone according to plan, the first Clipperton activity since 1958 will have racked up some 25,000 QSO's between the ten operators, which ought to mop up some of the demand for this, the top of the DX rarity tree.

We have a note from G3Twx

of the WAB Phone and CW LF Contests, respectively on May 7 and June 18, both being 160-08-40 affairs, 0900z to 2100z; score 5 points per station per band with a multiplier to consist of one for each WAB area plus, for U.K. competitors, one for each DXCC country worked; overseas entrants to count the WAB areas only. Full rules from G3TWX at 13 Gannet Close, Haverhill, Suffolk CB9 0JL. We understand there will be no WAB HF contests this year but they will be back next year all being well.

### Eighty

First reporter is F9UO (Verrieres-le-Buisson) who had a play in the FOC Marathon for 48 hours, using his TS-520 and Joystick from a tower-block. As far as Eighty went there were two sessions, and in the first, GD4BEG, JG2LU, DJ, PA0 and lots of G stations were hooked early in the morning (0730-0900) while a second session in the evening yielded a few G's and a far slower QSO rate.

G6TC (Wednesfield) reckons the band is beginning to quieten down after the winter, but nonetheless his CW got out to all W call areas other than 6 and 7, VE1-3.

Not a lot of DX about, complains G4DMN (Wirral), and even less in the way of time—when he wrote he was right in the middle of examinations, so night-owling was out. SSB QSO's were however made with CO2JA, EA8JP, EP2TY, FP8DX, FP8DX, PY1WDC, 9H1EL, 9L1CA, 9N1NFO, 9Y4RR and N0BG/6Y5.

A long and rambling letter from G2BJY (Walsall) was put together over several days, and concerned many things (*ships and shoes and sealing-wax, and whether pigs have wings?*) but he did find the time to get on the air and to make sporadic forays into the garden to keep himself amused. Geoff had a basinful in the REF contest and seems to have done quite well, so much so that an application for the DDFM award has gone in. On a different tack, a friend of Geoff's has been taking R.A.E. and the instructor, a G8-plus-three, apparently has made a categoric statement to his class that home-brew gear is out—sounds a bit like a lack of confidence on the part of the instructor, or maybe he just doesn't want to spend too much of his own time sorting

out student projects which have gone awry!

### Forty

Is a good place to test the performance of a receiver, at least in U.K., and it is quite surprising if one sits down and combs through the mess carefully just how much DX is there for the asking; and while we have often said how the acid test of a receiver is its behaviour in the presence of strong nearby signals—a condition which sets most of the current crop aside instantly!—it never ceases to amaze one just how much can be done with a receiver of known poor front-end performance by a skilled operator.

G3ILO appears at the top of the pile; Steve played in the ARRL CW contest and managed a string of W1-4 types before the change was made to the higher frequencies.

G2HKU, with his mast down still (as always, when a disaster like that strikes the weather continues to hamper the restoration work) and so he stuck to CW, which on Forty accounted for UD6DFK and UD6DHH.

Another letter from G3ZGC/MM which indicates he is back aboard the *Eso Scotia*, which has had commercial RTTY fitted—so CW is becoming a bit of a rarity in the radio-room (it is generally reckoned that the present 90 per cent CW from ships generally will drop to 10 per cent within the next five years). DX was a bit of a rarity, too, and at the start of the trip while the ship was still near U.K. there was some considerable difficulty in getting even a nibble to CQ calls on the key.

On now to G4EDG (Newton Abbot) who boasts a box of relays



The fine station of Magazine reader Bob Berge, ON4QX.

at the bottom of the 7 MHz dipole feeder, which are energised from the shack and enable operation on Top Band and Eighty. Back to Forty, and the stations noted include VK3MR, KV4CI, K0RF (Colorado), W5's, VK2HK, VK3QQ, EA8's, W6XX, WB5QWX/C6A, PY6AUC, VE8RR, PZ1AP, 4X4GD, N6FU, VE7CC, VE7WJ, N6AX, W6's and W7's.

G4CQK (Walton-on-Thames) has a QRP rig and a long-wire of 35 metres; this on Forty yielded just one QSO, namely with PA3ADU—but attention was most definitely riveted on other bands as conditions perked up!

Spring is on the way, avers G6TC, who bases his comment on the reappearance of Snow—no, not the white stuff, but VK3MR, worked on three mornings around 0730. Other contacts on the band included all W call areas save W7, VE1-3 and a JA. Ted mentions that he has been keeping skeds regularly with VK3VJ since 1947, and KV4AA has also been worked regularly since 1949; he wonders who can beat that for long-running skeds.

On now to F9UO, who seems to have combed the 7 MHz band pretty thoroughly; the Joystick aerial found him some 47 stations to QSO between 0700 and lunch-time on Forty, the crop being mainly European of course but a brace of W's are noted.

### Twenty

As with last month, largely neglected by the troops while things are going so well on Ten metres and Fifteen; but that is not to say the band hasn't been pretty fair in its own right and, at that, at civilised times when folk like G3KFE can operate or listen. Let G3ILO take

up the tale; he managed all *W* call areas, including three new states—N5CG for Oklahoma, KØRF Colorado and KØDI in Nebraska. In addition there were UAOQAV in N.E. Siberia, LU9CV, VE1-3, VE6 and VE7.

For G2HKU there are two ways of tackling Twenty, namely with the HW-8 or the KW-2000; the little 'un made it to HA1KSQ, EA5ACA, IT9DYP, while the QRO machine keyed to UG6GOM, ZL1AXM SM5GXW/LU2KAK — what a key-bender of a call!—ZP5AO, H18MOG, VK6WT and 9H1CH, while with the mic. plugged in the usual ZL1VN, ZL3RS and ZL3SE skeds were kept going.

Twenty has been the best of the bunch as far as G3ZGC/MM is concerned, with a good path to *G* from both North and South Atlantic around 1800z. Also, the later evenings in *ZS* have been very good to *W/VE* with 59 reports being swapped both by Richard and others.

Down West again, to G4EDG; after 80, 160 and 40, went straight down to 28 MHz to sample the action—as have done so many others, and why not indeed.

F9UO, his Joystick and the TS-520 had a little scratch round in the FOC Marathon, and came out from there rather pleased with themselves—and if we have any other readers who live in tower blocks and can't put up outside skywires, they could take heart from this: a steady average of five QSO's an hour right through the 48 hours, including rest periods (the rate would have been a lot higher had we taken them into the calculation!), not to mention VE7, 9H1 and EP2 all in the space of 15 minutes, and a couple of VK's as chasers some 30 minutes later. 14 MHz gave a brace of *ZS* and *W's*, KV4AA and a VE2 on the first spell, and a return later netted some more DX, SMØKY, ZL3GQ, our old friend GM3KLA. IT9AGA, VE7CXE, 9H1CH, EP2IA, LA7Y/EA8, W7FU and a pair of VK's; all this last lot in about 80 minutes!

A mildly unhappy note from G2HLU (Earley), who was smitten by conscience when he read last month's piece; and one detects a certain 'something' in his comment that when he worked PY7AAI/O

"it wasn't exactly a ragchew!" Which is another way of saying that he ended up with a mite of doubt as to whether he actually worked the chap or not! But never mind, Harold had great fun on all the HF bands in the ARRL Contests, both the Phone ones and one of the CW legs; WA7NIN (Nevada), W5JW (New Mexico), and W7HYW (Wyoming) were three QSO's that gave much pleasure.

G4EAN (Nottingham) has a job where *Flexitime* has been introduced and so he now reckons on getting on the air at saner times; but as a result he usually manages to find 21 or 28 MHz more interesting, so his only 14 MHz activity was to work W1, W2 and W3 stations. However, it gave him the opportunity to refer to his log as a twig!

G3RJV (Nottingham) slung up a 14 MHz dipole as a stop-gap, a matter of 15 feet up, and in the Erewash valley. A first attempt was with 5 watts of CW, which raised W2PU, and improved George's morale quite a bit as he had been thinking he had moved into a poor spot from the radio point of view. His next effort was when he had a couple of youngsters visiting, and so 5 watts of SSB were let loose to work EA1QH, IT9KG, OH6UJ and C31FO; and that last one interested G3RJV as well as the lads, the more so as he was hooked first call! It rather looks that the QTH is a little better than first thoughts suggested. On another theme, G3RJV tells us the G-QRP Club is now up to some 380-odd members and still rising.

### Contests

April 22/23 sees the Bermuda Contest, the rules being as before except that SSB QSO's between stations in Regions 1 and 2 are no longer permitted. Logs to be received by June 30, addressed to the Radio Society of Bermuda, Contest Committee, P.O. Box 275, Hamilton 5, Bermuda. As remarked in previous years, the winner is to collect his trophy at the Society Annual Dinner in October with round-trip transportation and hotel costs provided by the VP9's—which makes this one of the best contests to enter!

### 21 MHz

Seems to have been left in an odd sort of position by most people; the ten-metre enthusiasts coming down to it when Ten is dead, and the 14 MHz chaps using it when the QRM there is a bit heavy—and neither side thinking of it except as a diversion to the main activity.

G3NOF (Yeovil) says conditions were well up—and if Don says that, they must have been superb! However, there were the two solar flares of February 6 and 27 which put a stop to things for a few days. On Fifteen, Don worked a goodly number, including CM2RX, CT2BB, EA9FD, EP2TW, FG7BA, HC2TM, J3AAG, H5FXT, JA2XKM, JA4DZR, JA4JSV, JA4MCS, JA4YNQ, JA6AA, JE30YE, JF1HSH, JH1NZM/MM, JH4EHB, JR1KYC, JR2XOM, K5FP, K7CE (Arizona), K7WWP, KØJD (South Dakota), LA4YU/MM, N5JH, PY1ZBX, PY2MB, VE7IG, VK2NAQ, VK5FA, VK8DA/P, VP2MDA, VP2VEH, VU2LQA, W5MJQ, W5VBX, W6BH, W6OCU, W6KXZ, W6YX, W7QS (Arizona), WA6IXZ, WB5FGD, WB6FDR, WB7NPN/5, WD5FXF, ZB2DV, 7P8BE, ZL3JW; and that lot must be the biggest list from G3NOF for a long time!

G2DHV (Sidcup) remarks on the odd effects when weak signals on one side of the Atlantic and strong ones on the other alternate with each other; but at least the CW end is not as overpopulated as the SSB section. George mentions CW QSO's with HV3J, KZ5, ZE, J28AY, VK6, JR6JJC, SU1MI, 5H4, PY, plus the usual *W/VE* and Europeans, and a squiggle which looks like '727'. That's one thing we need in this column—a crystal ball! It would be handy for pre-dating all those DX snippets that are rumoured and which have come and gone again between the time this piece is typed and the time you see the copy—not to mention the handwriting problem!

21 MHz for G3ILO showed all *W* call areas, KP4AIT, FHØBKZ (Mayotte) on CW plus SSB to W1-4, W8 and W9.

G2HKU used his HW-8 on Fifteen metres to work UA3DBC; and on a different topic Ted remarks that the station so many have reported as

LA7Y/EA8 is now signing EA8QO.

G4CQK and his HW-8 had a ball on 21 MHz, with WB2SJK, WB9ZKK, WD9GPC, WA9SIW, AA4GA, WB9VJU, K2GJC, all falling to a mere 2.5 watts input power.

G2BJY tried the band out as much as anything to see if his new crystal-mixer VFO was giving any trouble, and proved it as being OK; in the process he worked C6ABA who is G3AMR at home, JH0CAZ, UA0AAK, and had a long QSO with W5MJQ, who is ex-G5BEX and knows Walsall well.

Green in the F9UO log means 21 MHz; there are two bits so coloured, the first of which shows ZS60C, lots of W's (the vast majority the two-letter call merchants), VE and LA7Y/EA8, while the second, shorter, spell gave QSO's with ZL1AH, 9J2BO, IT9AGA and W's.

### Ten Metres

Quite apart from the rising sunspot count (the 90-day mean had been over 100 for the solar flux by mid-February, and KH6's have been picking-up VK TV stations), things are definitely on the up-trend!

G14FUM (Lisburn) opens the batting here: Dave stuck entirely to the band, and it brought him in JY9VK, KV4CI, EA9FD (Mellila, but speaks Spanish only), EA8OZ, KV4AQ, A6XB, 4X4ZE, UH8HCE, YB0ACH, LZ100RF, VE3WW, J28AO, YB0ACM, EP2LY, 9K2DR and 9H1DW.

We have a long report from SWL D. Whitaker: David has already heard some 86 countries this year, even though the Sporadic-E season has not yet begun, and well over 110 countries reported in to him by transmitting stations. The times mentioned seem to be all the way from 0700z—at which time OE6DK/YK was logged—right through to 1800z, when W6, W7, VE6, VE7 and FY7BC appeared in the list.

G3NOF extends the active time to as late as 2030z, when the W's have at last faded out on some good days; South Africans in the afternoons, and mid-morning there have been short-path openings to VK/ZL/S.E. Asia. SSB QSO's were made with FY7BC, K5GA, K5WH, K0ZZ (South Dakota), KG400, N7NA (Arizona), N7NN (Arizona), WB7AEB, WB7EMA (Wyoming),

WA6UOR, YB0ACH, ZS6BNH, and lots of the run-of-the-mill W/VE stations.

January for G4EAN was a matter of UA6ZBL, UK3DDK, and hearing a KP4 working a VE3; however, for February the picture improved as the mornings gave UA3, UA9, UB5, plus a Gotaway VU2LQA, SVIAC, VK6EB who came up to over S9, and in the afternoons most of the W call areas and a VW3.

Ten-metre CW is G2ADZ's forte, summed up as "Lots DX, Lots QRM!"—although Bill certainly seems to reckon it would be the ideal place for the QRP lads he swapped reports with W5SUR, and they got down to 549 at ten watts and 529 at five watts. Among the DX worked, Bill notes all W call areas, UA9, UA0, TAITs, CM2AF, ZP5AO, KV4CI, HC4JL, 9K2DR, VU2BK, EP2LA, lots of JA's, PY's, LU's, and VK's—the one of most interest was with VK2NGB, whose uncle is G2ARW.

The G3ILO lot includes both CW and SSB; the former added 9K2DR to the collection of W call areas taken on both modes, RH8HBM, and an AM two-way QSO with K2UTC.

G3ZGC/MM found Ten a rather poor thing, with a few weak openings to Europe; but it yielded a bit of humour when a ZD8 called QRZ QRP, and was promptly called by lots of W's using 'exciters' like FT-101's barefoot, and the ZD8 was amazed at their signal strength!

On to G4EDG, who found the band quite good at times, and raised K7CS, W6DC, FG7AM, VE5UA, VE5BAV, WB7DRO, K0VKH, W7RA, K5OGX, W7WE, A9XBC, VK2NGB (a QRP type), UL7, UJ8XC1, 9H1, UD6BW, VP9BO and PJ7VL, but did not work any of the JA's even though his ground-plane was hearing them OK.

G2BJY finally managed to time it right on Ten, and is using mainly CW to a pair of 807's as a push-push doubler PA, but still he isn't working them—VK, W6, W7, ZS, PY, are all not even heard; but on the other hand East coast W's have been very good, as have Eastern Europeans, and Asian Russians. From the very great length of the list of UD6, UI8, UA9, UA0, as

many as eight UL7's, and 9K2DR, it becomes clear that Geoff's aerial is quite definitely directional and so piling lots of RF into a relatively small segment of the globe—which is rather what one would expect of the longwire arrangements used of necessity by G2BJY.

One session of 'yellow' appears in F9UO's log: René spent an hour on the band for some dozen QSO's with W's and a VE.

G4DMN comes back on to the stage now, having been forced to stick to his ten-metre 'last' by the failure of traps in his aerial; time has also been short due to examinations, but Richard still found time to talk to A6XB, A9XBJ, AP2KS, CESC, CE8CH, CT2CB, FG7AN, FY7BC, HK4CUR, JA6EKU, JE2CGR, J28AY, JY4MB, KV4CI, HZ1HZ, KH6IAA, OA4MZ, OK2BFP/D2A, JA1PIG/PZ, RJ8XCQ, UJ8XCV, U18ZAC, UA0AFJ, UH8HCE, UAOSGL, VE5Q1, VE6CC, VE6DF, VE7CML, VE7CMN, VK6NAY, VP2MDA, VS6FE, all W call areas, JE2ABN, YB2HO, YB0ACH, ZD7PV, ZP5B, VK6, 3B8CV and 9K2FO.

### Finis

So there it is for another month. It remains before signing off to answer for all a question put by one contributor which is "how do we like it set out." Just as you like, save that it helps if you mark the start of a particular band report with some clear indication of the why and wherefore, and so also with the Gotaways. But heaven forbid that all should adopt a stereotyped approach—half the fun of this task is in the reading of the letters before the start, and enjoying the various different styles and approaches.

The coming month *should* see a peak the like of which we haven't seen for years; and some of the newer licensees may never have heard of such conditions, let alone experienced them—now watch for Murphy's Law! Find the deadlines in the 'box' in the body of the piece, and address all the letters to your scribe, 'CDXN,' SHORT WAVE MAGAZINE, 34 High Street, Welwyn, Herts. AL6 9EQ.

# AMATEUR RADIO— COMMUNICATION OR TECHNOLOGY, OR BOTH?

## PART III

### MAKING YOUR OWN RF COILS

N. H. SEDGWICK, G8WV

**I**n *Part II* some contribution was promised towards removing the empirics from designing and making RF coils in the shack. The 'making' bit will be restricted to single layer coils, since multi-layer coils require a specialised wave-winding machine (adjustable to winding length, wire size, and waves per revolution) which is a precision and therefore expensive tool. However, the general design factors are much the same for single or multi-layer coils, taking average coil diameter for the diameter factor in the latter case. An amateur-made wave-winding machine was once seen which was very ingenious, but which limited coil making to a winding of fixed length, single wave per revolution, and allowed no adjustment for wire size, so that there was a maximum size of wire which could be used, and which just laid each turn nicely against its neighbours; smaller wire left space between neighbouring turns, but was usable only over a limited range.

Since most multi-layer coils required by amateurs will be RF chokes or IF coils, there is little point in home-making such readily obtainable coils, although one may well need to do inductance or resonance measurements on them. Quite a large proportion of the coils required by an amateur will be single-wound coils, as in pi-couplings, transmitter output low-pass filters, etc.

#### Basics

Coupled coils in the HF spectrum generally have a main tuned winding and a smaller untuned winding wound on the same former and loosely coupled to the main winding. The coupling becomes critical if one wants to achieve a specified frequency band-pass coupling effect, but this is seldom essential in the RF sections of an HF receiver because the IF couplings take care of such matters. In transmitters a multi-section ganged condenser is much easier to ensure tuning of the stages up to the actual PA drive than to use band-pass couplings, each designed to pass one amateur band. The amateur who intends to make his own HF coils is therefore advised to avoid making up circuits requiring band-pass couplings, and to stay with simple non-critical coupling arrangements.

When designing a piece of equipment covering a wide range of the HF spectrum one must decide how best to arrange the tuning. If continuous frequency covering is required one must divide the spectrum up into a number of wavebands, each requiring its own coil, tuned by a condenser whose capacity ratio from minimum to maximum, including circuit capacities, will provide the correct frequency tuning ratio. Since resonance is proportional to the square root of the product of the inductance and capacity in a tuned circuit, and normally

the inductance is fixed so that variation is due to capacity change only, the frequency ratio of the tuning is equal to the square root of the capacity change ratio. Thus for example, if the capacity change from minimum to maximum is 4 : 1 ratio, the frequency change will be 2 : 1 ratio. Again, if one wishes to tune a coil of 14 microhenrys from 2 to 6 MHz with a minimum capacity of 50 pF, the maximum capacity needed is  $(6/2)^2 \times 50 = 9 \times 50 = 450$  pF, and this includes the minimum capacity.

Perforce we must start our design with the minimum capacity which will consist of:

- (a) Minimum capacity of the tuning condenser ( $C_{min}$ ),
- (b) Circuit capacity (wiring, inter-electrode etc.),
- (c) Trimming deliberately connected across the circuit for band-edge setting, tracking, or tuning ratio adjustment.

All these three are in parallel as far as resonant frequency is concerned, and (b) and (c) must be added to the rated maximum of the tuning condenser when calculating the low frequency end of the band. If then we have a tuning condenser with  $C_{min}$  quoted as 10 pF and its maximum  $C_{max}$  as 160 pF there is a capacity swing of 16 : 1 ratio which would give a frequency range,  $\Delta f$ , of 4 : 1. Assume stray capacity (b) is likely to be around 20 pF, bringing the minimum possible to 30 pF and the maximum to 180 pF, giving a frequency range of  $\sqrt{6}$  or 2.45 : 1. It will be noted that tuning range is very responsive to minimum capacity change.

Suppose we wanted to give each tuning range a 2 : 1 frequency band:—Let  $y$  be the external capacity (b) + (c) which must be added to achieve this,

$$\begin{aligned} \text{Then: } C_{max} + y &= (\Delta f)^2 \times (C_{min} + y), & (i) \\ \text{therefore } 160 + y &= 4(10 + y) = 40 + 4y, \\ \text{thus } y &= 40. \end{aligned}$$

We have assumed (b) to be 20 pF, so further capacity must be added to bring  $y$  up to 40 pF and this can conveniently be provided by a 3-30 pF trimmer, so allowing correction for any error in the assumption that stray capacity (b) is 20 pF.

In *Part II*, Fig. 3, we showed a tuned circuit associated with TR3 using a split-stator condenser; this will not affect the tuning ratio but it will affect the resonant frequency by halving the capacity across the inductance. In the case of this oscillator five ranges were used to cover a required spectrum from 1.6 to 30 MHz, which allows a small overlap between ranges at each end if the tuning ratio is 2 : 1. They can be set as follows:—

- |                       |                        |
|-----------------------|------------------------|
| Range 1: 1.5—3 MHz    | Range 4: 9.0—18.0 MHz  |
| Range 2: 2.75—5.5 MHz | Range 5: 16.0—32.0 MHz |
| Range 3: 5.0—10.0 MHz |                        |

With such overlap, individual calibration and care in coil design and manufacture, two fixed condensers can be selected to provide (c) and will reasonably serve on all ranges without necessity to switch them.

We now have to calculate the inductance of each coil for the above ranges, and shall opt for the lower frequency of each range in the formula, substituting maximum capacity of 100 pF in the formula, which is derived from the standard formula for resonance:—

$$f_o = \frac{1}{2\pi\sqrt{LC}}$$

where  $f_o$  = resonant frequency,  $L$  = inductance, and  $C$  = capacity.

These are all in main units, Hz, Henrys, and Farads, and very inconvenient for our RF application, so let us put them into MHz, microHenrys, and picoFarads. The formula then becomes:—

$$f_o \times 10^6 = \frac{1}{2 \pi \sqrt{L \times 10^{-6} \times C \times 10^{-12}}} = \frac{1}{2 \pi \sqrt{LC \times 10^{-18}}}$$

$$\text{Squaring, } f_o^2 \times 10^{12} = \frac{1}{(2 \pi)^2 LC \times 10^{-18}}$$

$$\therefore f_o^2 = \frac{10^6}{39.478602LC} = \frac{25330.177}{LC} \quad (ii)$$

$$\text{and } L = \frac{25330.177}{f_o^2 C} \quad (iii)$$

$$\text{and } C = \frac{25330.177}{f_o^2 L} \quad (iv)$$

In these days of cheap pocket electronic calculators one does not need early approximation by crossing out small decimal fractions during calculations.

Using formula (iii) we calculate L for each range as follows:—

- Range 1: 112.578 microHenrys
- Range 2: 33.494 microHenrys
- Range 3: 10.132 microHenrys
- Range 4: 3.127 microHenrys
- Range 5: 0.989 microHenrys

In an air-cored coil having a circular winding there are three parameters which together determine its inductance; these are length of winding, diameter of winding, and number of turns. Introduction of a ferrite dust core into the coil will increase its inductance, but introduce some frequency limitation into its characteristics (manufacturers produce different grades of ferrite material for use at different frequencies); cores threaded to run in moulded coil formers are usually coloured at one end to identify the material and the maximum frequency for which it should be used. If one wishes to make a coil adjustable by means of a ferrite core it is generally sufficient to design the coil as for an air-cored one having 25-30% less inductance than intended when ferrite-cored. If a coupling coil is wound on the same former adjacent to the main winding the degree of coupling will be greatly affected by whether the core is physical positioned away from the middle of the main winding towards or away from the coupling winding. When screwing a core into a coil inductance will increase until the core is right in the middle of the winding; screwing it further in the same direction will cause inductance to fall again as the core emerges on the other side of the middle. When adjusting a coil by peaking the core position for maximum signal one can be misled if the inductance is too small to achieve resonance, for a peak will be found as the coil inductance passes through a maximum with the core in the middle which is often mistaken for resonance. In fact, if reson-

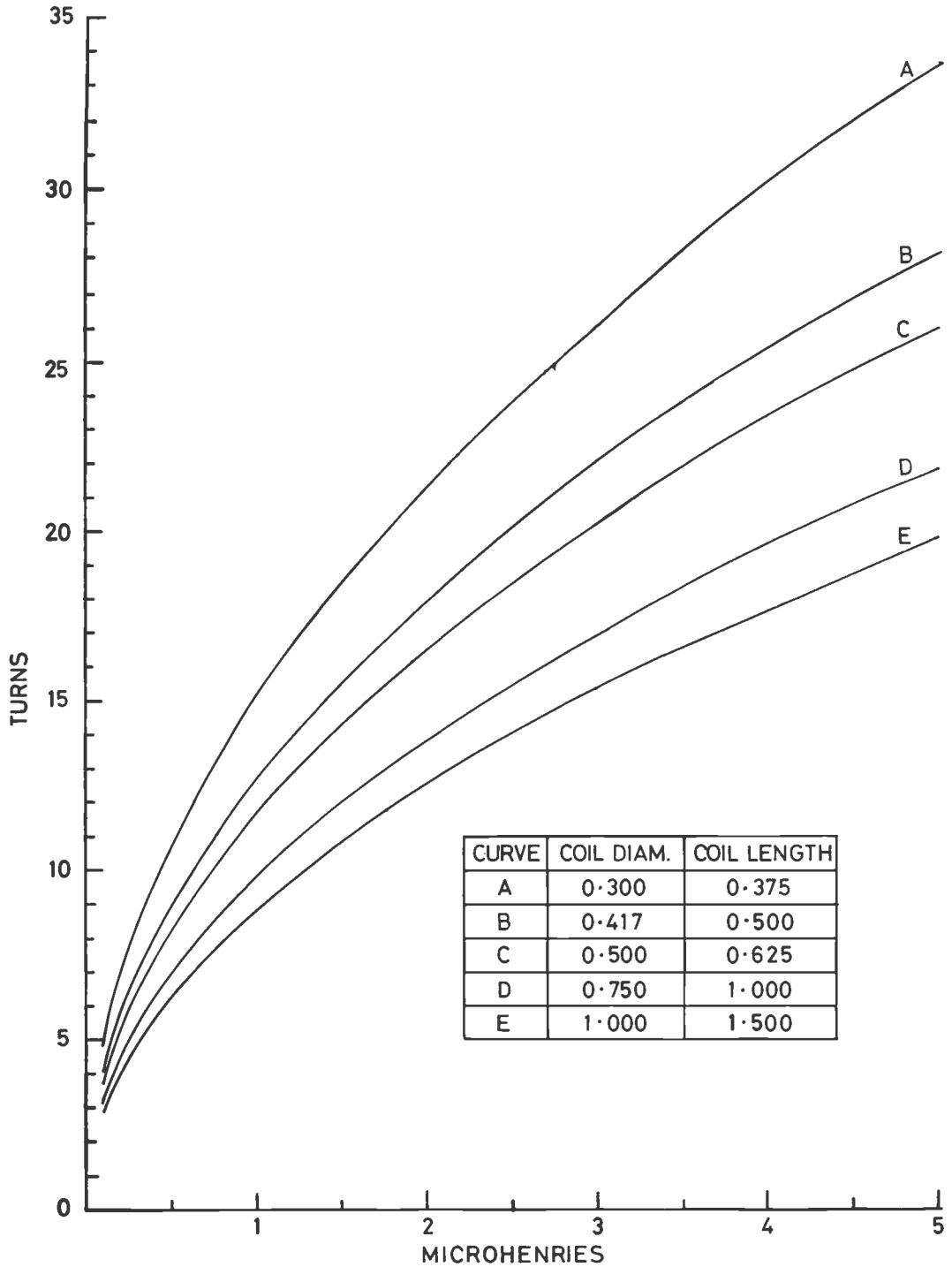
ance falls within the adjustment range, two peaks should be found, *i.e.* resonance as the core approaches the middle and again on the way out past the middle at the other end of the coil.

At least one of the amateur handbooks gives empiric formulae for design of air-cored circular winding coils, and these work out well in practice, apart from being somewhat cumbersome; the graphs in Figs. 1 and 2 show turns plotted against inductance for a variety of coil proportions adaptable to comply available formers. The maximum inductance catered for by these graphs is 50 microHenrys as coils above that value are more conveniently wave-wound. The coil for *Range 1* of the group shown above is therefore out of our manufacturing capability at 112.578 microHenrys, but a standard 1.6 MHz IF coil which resonates with 100 pF capacity is easily obtainable, and one of the windings with the condenser across it removed can be used in this position; the core will enable it to be adjusted up to 1.5 MHz in the oscillator. However, we can design and make the other coils.

#### Coil Formers

Fig. 3 shows a collection of commercial coil formers of three general types. The three lower ones shown have internal threads which enable threaded ferrite cores to be screwed into them, and they all fix to the equipment chassis by two small screws. The two immediately above them are moulded bakelite formers with a threaded protrusion at the tops. To mount them a clearance hole is drilled in the chassis through which the protrusion is pushed and a spring clip (seen in place on the right-hand one) is pushed over it to hold the former firmly to the chassis. The ferrite cores for these two formers have a length of brass threaded stemming projecting from one end with a screwdriver slot at its tip; this runs in the thread in the former protrusion, and can be seen in the right-hand example. The left-hand example has a thread along its entire winding length in which the coil wire seats, thus automatically fixing the coil length for a given number of turns, irrespective of wire size, and in fact gives an accurate spaced-turn winding up to a maximum of 35 turns. The top coil is a plain *Paxolin* tube with two *Paxolin* rings which slide tightly over the tube and secure the ends of the winding; it is mounted to the chassis by pushing tightly onto a knurled bush riveted into the chassis, and a tapped hole through the bush accommodates a ferrite core with threaded brass extension for adjustment. In the case of coils having threaded brass extension cores they are fixed after adjustment by a lock nut, which can be frustrating because tightening the nut will often pull the coil slightly off tune.

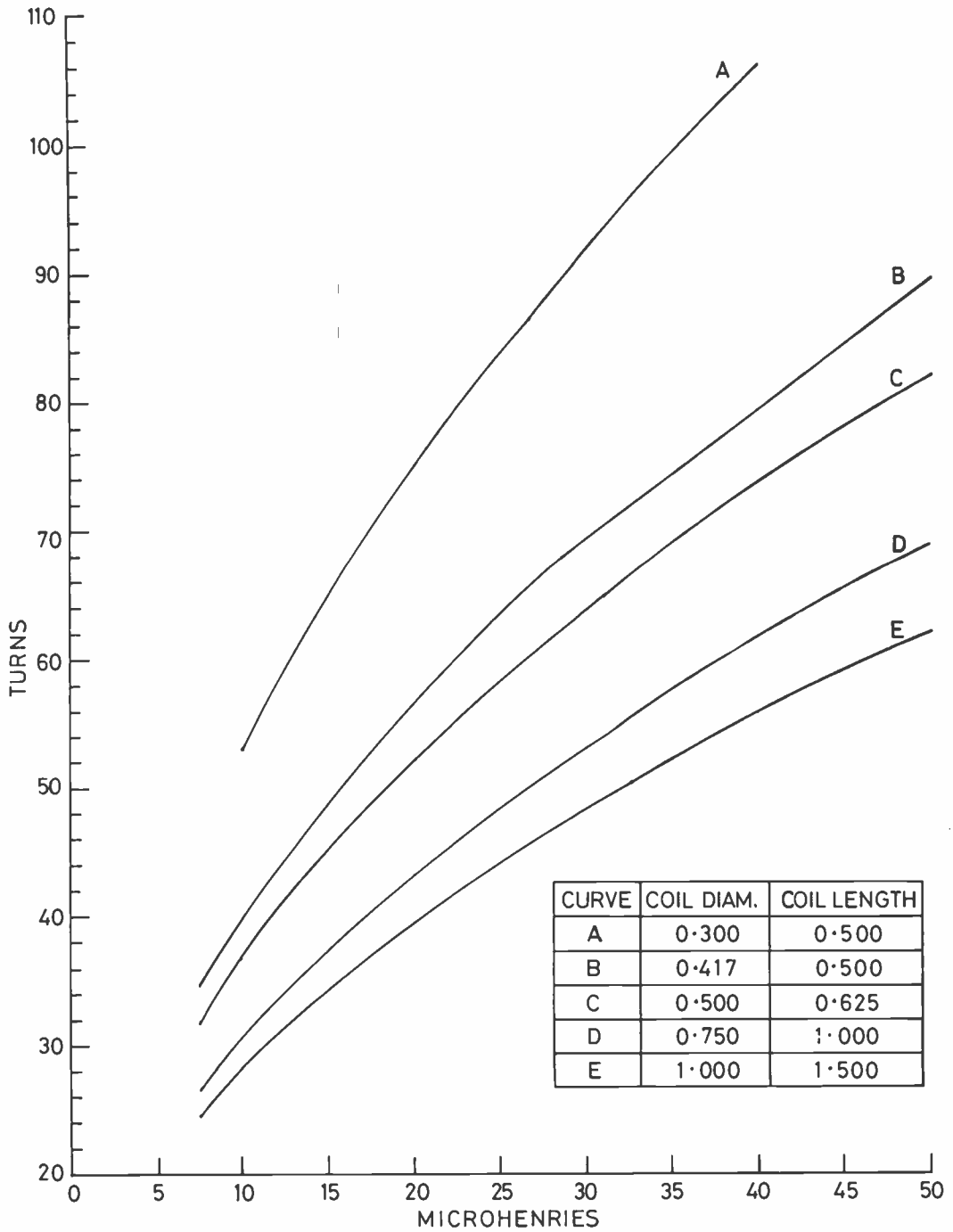
The threaded ferrite cores have screwdriver slots in their ends which will crumble easily if any firm resistance to their rotation is encountered when screwing them in: they are therefore manufactured to run quite loosely in the former threads, and need a method of locking them to prevent movement due to vibration etc., after adjustment. Various pastes and high viscosity lubricants are available to smear on the cores and dampen movement without causing seizure during adjustment. Snags are that the paste generally hardens with time and eventually locks the core solidly into the former, and the lubricant oozes out with heat from the electronics and makes



GRAPH 1

D  
154

Fig. 1. Graph showing coil turns against inductance for a variety of coil proportions, 0.1 to 5 microHenrys.



GRAPH 2



Fig. 2. Graph showing coil turns against inductance for a variety of coil proportions, 7.5 to 50 microHenrys.






Fig. 3. Some types of commercial coil formers.

a mess. The writer has found that the best thing with which to lock the cores is a thin rubber string produced for the purpose; failing that, a piece of thin rubber band is a good substitute. A short length of the string is laid in the former along its length and the core screwed in, compressing the string as it travels; when eventually the rubber perishes it continues to lock the core against vibration, but breaks into dust if the core is turned by a screwdriver, so that it may be removed without breaking.

In general the two most common formers found in surplus equipment of the pre-solid-state era are the lower pair shown in Fig. 3. The left-hand one comes in various heights with matching screening cans; six eyelet rivets in its square base will pass short lengths of 18 s.w.g. copper wire which can be soldered to the rivets and used to make off the winding ends and serve as connectors protruding through the chassis on which the coils are mounted. The former diameter is 0.295in. and thus well-suited to a curves 'A' on the graphs in Figs. 1 and 2. The thread of the core is standard 'O' BA, so that an 'O' BA screw or length of stemming can be screwed into the former to support it during winding operations.

The right-hand former, with or without its bakelite tag-bearing ring shown pushed over the tip and stuck with *Araldite*, has a diameter of 0.415in. and so suits curves 'B' in Figs. 1 and 2; it has a  $\frac{1}{16}$ in. thread which appears to be BSF in pitch. It is possible to screw a  $\frac{1}{16}$ in. BSW bolt a couple of threads into the former before it tightens up, and this is adequate to support the former during winding operations.

### Coil Winding

Winding a coil held in the hand is a troublesome business, especially if the turns are many and the wire

fine. On these plain formers with internal threads it is possible to start the winding by securing the wire to a tag on the former or fixing it with a tiny piece of sticky tape, but at the end of the winding if it is held in the hand one has to keep the wire taut whilst fixing it to the former, and one finds a shortage of hands for the job!

With pieces taken entirely from the junk box a simple winding machine was made, see Fig. 4. The chuck is from a burnt-out pistol drill and is fitted to a length of  $\frac{3}{8}$ in. dia. silver steel on which the winding handle (sawn and filed from a piece of  $\frac{3}{8}$ in. x  $\frac{1}{4}$ in. bright mild steel strip screwed to a  $\frac{3}{8}$ in. brass boss fitted with a grub screw) slides. Between the chuck and the L-bracket is a large washer on which a piece of soft rubber (motor tyre inner tube!) is stuck with *Evostik*, and this is compressed by pushing the spindle into the handle boss before tightening up its grub screw, so that the handle will turn readily enough but the rubber will stop it slipping back and slackening the wire when one removes one's hand from the handle.

The wire reel stand is made from a length of electrician's steel conduit screwed into a flange fitting. At the top a  $\frac{3}{8}$ in. hole is drilled right through the tube and the hole on one side then opened to  $\frac{1}{2}$ in. The  $\frac{3}{8}$ in. silver steel spindle is drilled and tapped 4 BA at one end, and this end is then pushed through the  $\frac{3}{8}$ in. hole at the top of the tube and secured by a 4 BA screw through the  $\frac{3}{8}$ in. hole; the wire reel is held against a compression spring by another boss with a grub screw seen on the right of the reel. The compression spring and the two moulded bakelite pieces between which it mounts were in fact taken from the cap of a very old valve screening can from the days when low power triodes stood four inches high! Tension on the wire is adjusted according to its size and strength by positioning the boss on the right along the spindle and tightening the grub screw. The aim is that the reel, wire and chuck stay put when the hand is removed from the handle so that the coil winding does not slacken. The author found he could wind down to 42 s.w.g. enamelled wire with this device handled carefully, guiding the wire with the right hand and winding with the left; 42 s.w.g. wire has a diameter of just four thousandths of an inch, and is about the smallest wire any amateur is likely to need to wind on an RF coil. For the type of former discussed here it is suggested that 26 s.w.g. at 0.018in. diameter is probably the thickest wire likely to be used; it is recommended that a small stock of 30, 34, 38 and 40 s.w.g. enamelled copper wire be held also. The wire is quite expensive to buy in small quantities, yet HF coils use such a small quantity for a winding that the amateur would never benefit by buying his wire in what a professional would regard as economic quantities; therefore only a limited range of sizes need be held, and fancy insulation coatings are to be avoided.

### Adhesives

Whilst professional coil winders dabble in masses of adhesive tapes of all kinds, one needs to know just what one is using; some of the adhesives are quite acidic and attack the copper. *Durofix* adhesive has been found excellent for sticking down fine wire windings, and applied from the tube and smoothed round with a finger tip, it quickly sets; it should be applied with the former still held in the winding machine with the wire

under tension. When set, the wire can be snipped and terminated on its tag. Thicker wire, say from 30 *s.w.g.* down, really requires something stronger, and it is satisfactory to tie the wire to the former with a clove hitch plus half-hitch of waxed thread before applying the *Durofix*; Beeswax may be obtained from old-fashioned style ironmongery shops, and a spool of stout sewing thread can be boiled in it in a small tin. The plastic bobbins now used for the thread dislike this treatment and turn into a sort of chewing gum, so wind some thread off onto a piece of dowel stick before hot waxing it.

To clean the enamel off copper wire for terminating and soldering it use a small piece of fine glass paper; very thin wire and certainly *Litz* wire (composed of a number of individually enamelled strands and the whole lapped in silk) will need the enamel burning off. Take a small metal bottle cap, or something similar, which can be filled to at least a  $\frac{1}{8}$  in. depth with methylated spirit and clamp it 'orifice-up' in a vice, put in the spirit and light it. Put the end of the wire in the flame until it glows red hot and then plunge it through the flame into the spirit below and withdraw quickly; this strips the enamel off beautifully, but have something handy to extinguish the flame. A small asbestos oven plate (same ironmonger!) laid on top will do fine.

#### Selecting the Wire

Our graphs require winding length to be known as well as diameter of the coil. For coils with a lot of turns one can select a wire gauge to give the right length when close-wound once the number of turns is known. For example, suppose we require a coil of 15 microHenrys wound to the proportions of curve 'B' on Fig. 2. We see from the graph that 49 turns are required and the winding length should be 0.5in. This means we need a wire thickness which gives  $49 \times 2 = 98$  turns per inch; look this up in a copper wire table, which tells us that 34 *s.w.g.* enamelled wire winds exactly 98 turns to the inch. Sheer luck, and seldom as easy as that!

Generally some adjustment has to be made, like slightly spacing turns of a smaller wire because we do not have the best size of wire; if the coil is to have a core it does not matter, for the core will allow adjustment. Spaced winding can be made very accurate by selecting two wire sizes which, wound together side by side, give the correct length, and then removing one winding after the adhesive has set. The remaining winding will then be neatly spaced between turns by the diameter of the wire removed.

Working to Fig. 1, suppose we want a coil to curve 'A' proportions having one microHenry inductance. The number of turns will be 15 for a winding length of 0.375in., giving a winding pitch of 40 turns per inch; the nearest one gets to that is 24 *s.w.g.* at 42 turns per inch, but this is rather a heavy gauge to wind on such a small former, yet too light to be wound self-supporting. However, 32 *s.w.g.* enamelled wire winds at 83 turns to the inch, so two strands of 32 *s.w.g.*, with one serving as a spacer, wound for 15 turns will produce a winding length of 0.36in. instead of the 0.375in. required, an error of 4 per cent. If we need to be more accurate one of the strands could be made 31 *s.w.g.*, which winds at 77.8 turns per inch and which, side by side with 32 *s.w.g.*, winds at 40.158 turns to the inch; 15 turns will then be 0.3735in. long or one and a half thousandths of an inch too short.




Fig. 4. A coil winding machine straight from the junk box.

We could not measure that error with our little steel ruler!

Actually we have been splitting hairs regarding accuracy, for the tolerance on the wire diameter and our capability of accurate measurement make it impossible for us to work so closely, but since resonant frequency varies as the square root of any change in the inductance of the tuned circuit we can stand some error without worry.

Self-supporting coils wound with thick wire will need to be wound on a former of some kind, such as a piece of dowel rod, and then slid off. The wire should be cut to a little more length than actually required and then stretched slightly by clamping one end in a vice and pulling the other end with a big pair of pliers; this takes out all kinks and hardens the copper a little. The coil can be wound with two strands side by side to fix the turn spacing. When the winding operation is complete and the coil released by the hands the coil will spring a little and the diameter increase: it will be necessary to experiment to determine the best former diameter to use so that the coil will be at the correct diameter after the springing has taken place. Always overwind the number of turns a little, because the increase in diameter must reduce the number of turns fractionally.

#### Checking

When coils are completed the inductance can be checked by resonating them with a close tolerance condenser, say 100 pF, and finding the resonant frequency with the test instrument described in *Part II*, or some other dip meter. Formula (iii) above can then be applied to find the inductance in microHenrys.

*to be continued*

## GETTING GOING ON OSCAR 8

NORMAN FITCH, G3FPK

THE latest active communications satellite in the amateur service was launched on March 5; known as AMSAT-OSCAR-D, or A-O-D, it becomes *Oscar 8* now that it is successfully in orbit and working. The spacecraft was designed and built by AMSAT members in the U.S.A., Japan and Germany and has undergone the most stringent pre-launch checks.

The launch was from NASA's Western Test Range as a 'piggyback' payload with other satellites via a two-stage Thor-Delta 2910 launch vehicle.

### Spacecraft Description

A-O-D is another Phase 2 communications satellite with a life expectancy of three years. It measures 38 x 38 x 33 cms. and weighs 27 kg. It contains solar panels on five sides and the battery is a twelve-cell 6 Ah rechargeable NiCad.

Two transponders are carried. The first is a repeat of the familiar "Mode A" device in *Oscar 7*; i.e. an uplink on 2m., 145.85—145.95 MHz with a downlink on 10m., 29.4—29.5 MHz with an output power of 1—2 watts. There is a 250 mW beacon on 29.402 MHz providing six telemetry channels in CW at 20 w.p.m.

The second transponder is a 2m/70cm. device; i.e. an uplink of 145.9—146.0 MHz with a downlink of

435.2—435.1 MHz. This is known as "Mode J" as it was constructed by members of the Japanese AMSAT Association. Its power output is 1—2 watts p.e.p. and the passband is *inverted*; i.e. USB signals come down as LSB. There is a 100 mW telemetry beacon on 435.095 MHz. Details of the transponders are given in Table 1 and formulae for telemetry decoding in Table 2.

The spacecraft's 2m. receiving aerial is a canted turnstile of four 48cm. lengths of 12mm. carpenter's rule connected to develop circular polarisation. The 10m. transmitting aerial is a dipole at right angles to the spacecraft's stabilisation magnets. The 70cm. transmitting aerial is a linearly polarised monopole.

The relationships between uplink and downlink frequencies for both modes are given by the following formulae:—

Mode A:  $F_d = F_u - 116.458 \pm \text{Doppler shift}$

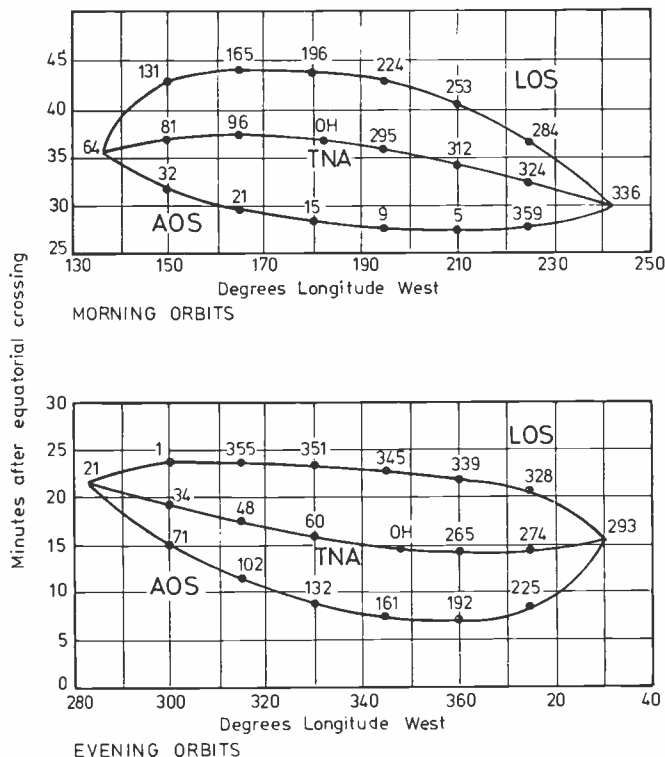
Mode J:  $F_d = 581.1 - F_u \pm \text{Doppler shift}$

where  $F_d$  and  $F_u$  are in MHz.

### Orbit Parameters

A-O-D will be in a lower orbit than 0-7 with an apogee of 929 kms. and a perigee of 884 kms. The period is 103.23 minutes giving fourteen orbits per day. The orbit is planned to be sun-synchronous with passes repeating at the same time every day making tracking that much simpler. The inclination is 98.99°.

A graphical presentation of AOS, TNA, LOS and azimuths is given in Fig. 1 from which it can be seen



D  
128

### Notes

- 1 AOS = Acquisition of signal.
- 2 TNA = Time of nearest approach.
- 3 LOS = Loss of signal.
- 4 — Figures on curves are true beam headings.

Fig. 1 OSCAR 8 SATELLITE PREDICTION CHART (Compiled for London)

MODE	TLM MHz	UPLINK MHz	DOWNLINK MHz	REMARKS
A	29-402	145-85-145-95	29-40- 29-50	Inverted
J	435-095	145-90-146-00	435-20-435-10	

Table 1. Transponder details.

that A-O-D will be available for two separate periods each day. Orbit information will be available on the various AMSAT nets such as the Western European one on 3780 kHz on Sundays at 10-00 a.m. local time, the London area VHF net on 144-28 MHz from 7.30 p.m. local time on Sundays, or the international nets on Sundays at 1800 GMT and 1900 GMT on 14-28 and 21-28 MHz respectively. Once a reference orbit is known, others can be calculated by adding or subtracting 102.79 minutes to the time and 25.7° to the longitude.

The maximum horizon range should be about 3500 kms. giving a maximum station-to-station ground range of about 6400 km. On overhead passes, the satellite should be in range for about 15½ minutes. From London the following areas would be within range:—the eastern half of Canada, northeast U.S.A. to about Detroit, Bermuda, equatorial Africa, Arabia, West Pakistan and mid-Asiatic Russia. The Caribbean and South America are well out of range.

**Ground Station Requirements**

For Mode A approximately -95 dBm. is required at the transponder's receiver input terminals to produce one watt output. Assuming a 3 dB polarisation mismatch, at a range of about 2000 kms., an e.r.p. of 80 watts would produce this one watt output.

For Mode J *much less power is required; e.g.* 8 watts e.r.p. at 2000 kms. This means that the amateur using a small SSB transceiver with a simple aerial like an HB9CV, should have no trouble accessing the satellite. However, under certain conditions, up to 80 watts e.r.p. might be required for the same 2000 kms. range.

**Band Plan**

The latest G3ZCZ band plan will apply to A-O-D and this is shown in Fig. 2. This plan is for the *downlink* bands. Remember that because Mode J downlink is inverted, you will have to transmit CW at the *top* third of the uplink passband and SSB in the bottom third.

**Operating Schedule**

At the time of writing, the precise operating schedules have not been published. As the prime purpose of

A-O-D is educational in the U.S.A. it is likely that it will be in Mode A on weekdays over the U.S.A. and on Mode J at weekends. Further information can be gleaned from the aforementioned nets.

**Conclusions**

Unlike 0-7, A-O-D requires one to have a transmitter only for the two-metre band with receiving facilities for ten metres and/or seventy centimetres. Because its orbital velocity is about 4% greater than that of O-7, the Doppler shift will be a little more. This latest satellite should tide us over until the first of the Phase 3 satellites is put into orbit, presently planned for December next year. If the Russian OSKARS are successfully launched, 1978 might be the first year when three amateur satellites were functioning.

**Acknowledgements:**

This article is based upon information abstracted from "The AMSAT-OSCAR-D Spacecraft" by Perry Klein, W3PK, and Joe Kasser, G3ZCZ, published in the "AMSAT Newsletter" for December 1977 by AMSAT, P.O. Box 27, Washington D.C., 20044, U.S.A.

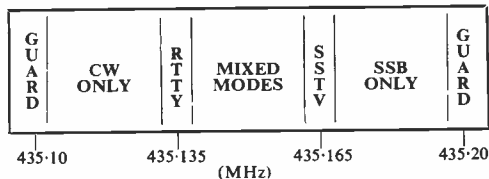


Fig. 2. A-O-D Bandplan. Note: Guard channels 5 kHz wide.

**CHANGES IN THE R.A.E.**

From 1979 the Radio Amateur's Examination will be in the form of objective tests containing multiple-choice questions, and anyone preparing alone for his or her amateur licence and living in the London area, may be able to assist the City and Guilds of London Institute.

In preparation for this change the Institute is to pretest objective questions, trying them out on candidates who have reached examination standard. Pretests are intended to test the performance of individual questions and syllabus coverage. Information is obtained which assists the Institute's reviewing panels in judging whether each individual question should be included in the question bank for use in future examinations.

In order to obtain reliable information, pretests must be administered to a sample of students which is as representative as possible of those who will take the examination. Many would-be licensed amateurs prepare for examinations without following a college course, and the Institute invites such candidates who live around the London area to assist in the pretests. As well as helping the City and Guilds, the tests may help would-be examinees to revise their work and gain some examination experience (volunteers who participated last year found the morning helpful and interesting).

The pretests are to be held at City and Guilds of London Institute, 76 Portland Place, W1 on Tuesday May 2 1978 from 10 a.m. Anyone willing to assist please contact Miss Jackie Clifford (01-278 2468 Ext 485). Invitations will be issued to eligible candidates.

CHANNEL	PARAMETER	FORMULA	UNITS
1	I <sub>T</sub> Total solar array current	7.15 (101-N)	mA
2	I <sub>Bat</sub> Battery charge/discharge current	57 (N-50)	mA
3	V <sub>B</sub> Battery voltage	0.1N + 8.25	Volts
4	T <sub>bp</sub> Baseplate temperature	95.8-1.48N	°C
5	T <sub>Bat</sub> Battery temperature	95.8-1.48N	°C
6	P <sub>JT</sub> RF power out mode J	23N	milliwatts

Table 2. Telemetry decoding formulae. Note: A typical 'frame' would be 120 255 380 451 551 620 HI. The 'N' is the last two figures in each group.