

THE UK'S BEST SELLING MAGAZINE FOR AMATEUR RADIO ENTHUSIASTS

SEPTEMBER 1996 £2.20

# practical **Wireless**

**SPECIAL OFFER**  
Save Money & Buy  
Your Own  
Cushcraft R7000

## **BUILD**

The PW Rugby 7MHz SSB & CW Transmitter

The Suspend-A-Loop 144MHz Antenna

The QUIPP 3.5MHz Antenna

## **REVIEWED**

Cushcraft R7000 Vertical Antenna

## **FEATURING**

The Low Down On 73kHz

Plus Carrying On The Practical Way & Antenna Workshop



**Plus All Your Regular Favourites**

**FREE**  
READER'S  
ADS



**IOTA**  
ISLANDS ON THE AIR  
YEASU, Principal Sponsor  
of the IOTA Programme  
**EDSP**  
RX/TX

# All-Mode HF Transceiver **FT-1000MP**



The year was 1956. Electronic communication throughout the world was on the threshold of significant and remarkable change. Intrigued by the development of single-sideband radio theory, a young engineer and amateur radio experimenter painstakingly assembled an SSB transmitter. Word of his successful efforts spread quickly among his friends, and soon radio amateurs from all over the country were requesting transmitters just like it. Thus was born the first invention of JA1MP, founder of Yaesu. Though his key is now silent, in tribute to his leadership and exceptional contributions to the radio art, the FT-1000MP carries the memory of his call sign.

## An HF Masterpiece, Combining the Best of Digital and RF design technology. The FT-1000MP.



### Specifications

- EDSP (Enhanced Digital Signal Processing)
- Shuttle-jog Rapid Tuning Enhancement
- Directional Tuning Scale for CW/Digital mode and clarifier offset display
- Dual In-Band Receive w/ Separate S-Meters
- Selectable Antenna Jacks
- Collins SSB Mechanical Filter built-in, 500 Hz CW Collins filter plug-in, optional
- Selectable Cascaded Crystal and Mechanical IF Filtering (2nd and 3rd IF Filters)
- User-programmable Tuning Steps w/0.625 Hz High Resolution Low-Noise DDS Circuit
- Custom Feature Set-up via New Menu System
- Adjustable TX Output Power: 5-100W (5-25W AM)
- True Base Station: Both 100-117 or 200-234± VAC 10%, 50/60 Hz and 13.5 VDC Power Inputs

Blending digital and RF technology, the FT-1000MP features a Yaesu exclusive: Enhanced Digital Signal Processing (EDSP). Beginning on the receive side with Yaesu's industry-standard high-intercept front end design, the RF signal is then fed to the IF stages, where an impressive array of 8.2 MHz and 455 kHz IF filters (including a built-in Collins SSB Mechanical Filter) establish the tight shape factor so important in obtaining high dynamic range and low noise figure. Finally, the EDSP system provides specially-designed filter selections and response contours for maximum intelligence recovery.

Only with this combination of EDSP, independently selectable 8.2 MHz and 455 kHz IF filters, and a low-noise DDS local oscillator system can receiver performance without compromise be obtained. You can customize your FT-1000MP by choosing from 20 kHz, 500 Hz, and 250 Hz optional, cascaded IF filters, then zero in on weak signals using Yaesu's exclusive Shuttle-jog Rapid Tuning Enhancement and high-resolution (0.625 Hz) DDS VFO. Without question, the FT-1000MP is the most technologically advanced HF rig today.

**EDSP** operates in both transmit and receive modes. On receive, the EDSP produces enhanced signal-to-noise ratio and significantly improved intelligence recovery during difficult situations involving noise and/or interference. The result of hundreds of hours of laboratory and real-world experimentation, EDSP's 4 preset random noise reduction protocols and 4 digital filtering selections are controlled by easy-to-use concentric controls on the front panel of the transceiver. High, low, and mid-range cuts for voice work are teamed with razor-sharp CW bandpass filters and an automatic notch filter which identifies and attenuates undesired carriers or heterodynes. Also operational in the transmit mode, EDSP provides 4 performance-enhancement pattern selections for different operating circumstances, ensuring best readability of your signal on the other end of the path.

Once again, Yaesu's engineers have reaffirmed the vision and dedication of JA1MP which began nearly 40 years ago. See the incomparable FT-1000MP today.

The FT-1000D continues to offer unsurpassed performance for the serious Dx'er who requires a full 200 Watt Power output packaged with full Cross-Band Dual Receiver Capability.

*The Best of the Best*



**YAESU**  
Choice of the World's top DX'ers

© 1995 Yaesu USA  
17210 Edwards Road, Cerritos, CA 90703  
(310) 404-2700

Specifications subject to change without notice. Specifications guaranteed only within amateur bands. Some accessories and/or options are standard in certain areas. Check with your local Yaesu dealer for specific details. Collins is a trademark of Rockwell International Corporation

YAESU UK LTD. Unit 2, Maple Grove Business Centre, Lawrence Rd., Hounslow, Middlesex, TW4 6DR, U.K.



# Wireless

SEPTEMBER 1996  
(ON SALE AUGUST 8)  
VOL. 72 NO 9 ISSUE 1074  
NEXT ISSUE (OCTOBER)  
ON SALE SEPTEMBER 12

## EDITORIAL & ADVERTISEMENT OFFICES

Practical Wireless  
Arrowsmith Court  
Station Approach  
Broadstone  
Dorset BH18 8PW  
☎ (01202) 659910  
(Out-of-hours service by answering machine)  
FAX (01202) 659950

PW's Internet address is:

[pwpub.demon.co.uk](mailto:pwpub.demon.co.uk) You can send mail to anyone at PW, just insert their name at the beginning of the address, e.g. [rob@pwpub.demon.co.uk](mailto:rob@pwpub.demon.co.uk)

## Editor

Rob Mannion G3XFD

Technical Projects Sub-Editor

NG ("Tex") Swann G1TEX

Production/News

Donna Vincent G7TZB

Editorial Assistant

Zoë Crabb

Art Editor Steve Hunt

Page Layouts Jon Talbot & Paul Blachford

## Advertisement Manager

Roger Hall G4TNT

PO Box 948

London SW6 2DS

☎ 0171-731 6222

Mobile (0585) 851 385

FAX 0171-384 1031

## Advert Sales and Production (Broadstone Office)

Lynn Smith (Sales),

Carol Trevarton (Production)

Paul Orchard (Administration)

☎ (01202) 659920 - 9.30am - 5.30pm

FAX (01202) 659950

## CREDIT CARD ORDERS

☎ (01202) 659930

(Out-of-hours service by answering machine)

## Front Cover Photograph:

Craig Dyball

Copyright © PW PUBLISHING LTD 1996. Copyright in all drawings, photographs and articles published in Practical Wireless is fully protected and reproduction in whole or part is expressly forbidden. All reasonable precautions are taken by Practical Wireless to ensure that the advice and data given to our readers are reliable. We cannot however guarantee it and we cannot accept legal responsibility for it. Prices are those current as we go to press.

Published on the second Thursday of each month by PW Publishing Ltd, Arrowsmith Court, Station Approach, Broadstone, Dorset BH18 8PW. Tel: 01202 659910. Printed in England by Southernprint (Web Offset) Ltd. Distributed by Seymour, Windsor House, 120 London Road, Hove, Brighton, East Sussex BN1 1AB, Tel: 0131 479 1999. Fax: 0131-579 8907. Retailer: 012295. Sole Agents for Australia and New Zealand: Gordon and Gotch, Ltd., South Africa: Central News Agency, Subscriptions: IRLAND £27, EUROPE £25, OVERSEAS (by ASP) £27, payable to PRACTICAL WIRELESS, Subscription Department, PW Publishing Ltd, Arrowsmith Court, Station Approach, Broadstone, Dorset BH18 8PW. Tel: 01202 659930. PRACTICAL WIRELESS is sold subject to the following conditions, namely that a purchaser, without written consent of the publisher but at having been given, be lent, resold, hired out or otherwise disposed of by way of trade at more than the recommended selling price shown on the cover, and that it shall not be lent, re-sold, hired out or otherwise disposed of in a mutilated condition or in any unauthorised cover by way of Trade, or offered to or as part of any publication or advertising.

Printed on acid-free paper. Practical Wireless is Published monthly for \$65 per year by PW Publishing Ltd, Arrowsmith Court, Station Approach, Broadstone, Dorset BH18 8PW. Royal Mail International, c/o Yellowstone International, 67 Bollevs Court, Hackensack, NJ 07601, UK Second Class Postage paid at South Hackensack, NJ. Send USA address changes to Royal Mail International, c/o Yellowstone International, 2375 Pratt Boulevard, Elk Grove Village, IL 60007-3837. The USPS (United States Postal Service) number for Practical Wireless is: 007075.




- 9 **EDITOR'S KEYLINES**  
Rob G3XFD has an update on u.h.f. car 'radio keys' and 'Trafficmate'.
- 10 **RECEIVING YOU**
- 12 **NEWS 1996**
- 14 **NOVICE NATTER**  
Elaine Richards G4LFM's column has something for radio beginners of all ages.
- 16 **CLUB SPOTLIGHT**  
Are you under Zoë's 'spotlight' this month?
- 18 **PRACTICAL WIRELESS SUBSCRIPTIONS**  
Just look at how much money you can save with our offer this month.
- 19 **ROUNDING UP TO THE RAE**  
Thinking about sitting the RAE? Check out our list to find a course near you.
- 20 **THE PW RUGBY 7MHz SSB & CW TRANSMITTER - PART 1**  
Dave Howes G4KQH describes his design for a companion s.s.b. and c.w. transmitter for the PW Daventry receiver.
- 24 **THE LOW DOWN ON 73**  
David Butler G4ASR has the 'low down' on the recently allocated 73kHz band.
- 28 **REVIEW - THE CUSHCRAFT R7000 VERTICAL ANTENNA**  
Steve Locke GW05GL tries out a new version of a popular antenna.
- 31 **TRIALS & TRIBULATIONS OF THE RAE**  
Patricia McVey G0PXJ got to grips with the RAE and encourages you to do the same.
- 32 **CARRYING ON THE PRACTICAL WAY**  
George Dobbs G3RJV describes a useful variable crystal oscillator and band-pass filter.
- 36 **SUSPEND A LOOP**  
Kevin James G6VNT shares his idea for a 144MHz antenna that's particularly useful for stowing in small spaces.
- 37 **SPECIAL OFFER**  
Save £50! with our Cushcraft R7000 antenna offer.
- 38 **RAE CASEBOOK**  
Murray Ward G3KZB takes a look at a transistor audio stage question, which proved to be a problem in recent examinations.
- 40 **QUART IN A PINT POT**  
Bryan Wells describes the QUIPP, a simple linear half sized 3.5MHz antenna.
- 42 **RADIO DIARY**  
Radio rally calendar.
- 44 **ANTENNA WORKSHOP**  
Ray Fautley G3A5G hunts around in the attic and find there's enough room for his trapped dipoles.
- 46 **VALVE & VINTAGE**  
Phil Cadman G4JCP takes a look at a one-valved set from the 1960s.



- 48 **VHF REPORT**  
David Butler G4ASR has reports on the summer Sporadic-E season.
- 50 **HF FAR & WIDE**  
Leighton Smart GW0LBI rounds-up the latest news from the h.f. bands.
- 53 **EQUIPMENT SPECIFICATIONS**  
Ian Poole G3YWX looks at the limitations of antenna design.
- 54 **BITS & BYTES**  
Mike Richards G4WNC has the latest news from the computing scene.
- 55 **BROADCAST ROUND-UP**  
Peter Shore has news of two new stations for you to tune in to.
- 56 **PACKET PANORAMA**  
Roger Cooke G3LDI has plenty of variety in his Packet radio report.
- 58 **BARGAIN BASEMENT**  
Something to sell or exchange or something you want? This is the place to advertise and it's free!
- 63 **BOOK STORE**  
Just look at the range of books we stock!
- 64 **PROFILES**  
Eight titles from our Book Store are 'profiled' here.
- 67 **COMING NEXT MONTH**

## 68 ADVERTISERS' INDEX






# SOUTH MIDLANDS CO

AOR ★ KENWOOD ★ DAIWA ★ COMET ★ YAESU ★ STRUMECH VERSATOWER ★ LAFAYETTE ★ HY-MOUND ★ CUSHCRAFT ★ TAIWA

ICOM ★ HOKUSHIN ★ TAIWAN SERENE ★ CUSHCRAFT ★ TAIWAN SERENE ★ HY-MOUND ★ LAFAYETTE ★ YAESU ★ STRUMECH VERSATOWER ★ COMET ★ DAIWA ★ KENWOOD

UNBEATABLE  
VALUE



## THIS MONTH'S SPECIALS

**REXON RL-102 VHF Handi** ..... only **£99.00**  
RX 138-174MHz **save £90.00**

**REXON RL-402 UHF Handi** ..... only **£119.00**  
RX 410-470MHz **save £80.00**

### HF TRANSCEIVERS

#### KENWOOD

TS-950SDX	list £3995	our price £3495
TS-870S	list £2399	our price £2199
TS-450S	list £1499	our price £1299
TS-450SAT	list £1649	our price £1439
TS-50S	list £1059	our price £929
TS-60S	list £999.95	our price £899



#### YAESU

FT-1000	list £3799	our price £2899
FT-1000MP	list £2849	our price £2499
FT-990	list £2199	our price £1899
FT-990/DC	list £1999	our price £1749
FT-900C	list £1199	our price £1049
FT-900AT	list £1399	our price £1119
FT-900	list £1199	our price £999
FT-840	list £959	our price £839

\* FT-1000D upgrade kit £339 consists of optional filters BPF 1 and TCXO-1

#### ICOM

IC-775DSP	list £3699	our price £3239
IC-736	list £1969	our price £1719
IC-706	list £1195	our price £1059
IC-728	list £1089	our price £949



### VHF/UHF HANDI'S & PORTABLES

#### YAESU

FT-50R	list £339	our price £299
FT-10R A06	list £249	our price £219
FT-40R	list £289	our price £249
FT-51R	list £489	our price £419
FT-11R	list £299	our price £259
FT-41R	list £369	our price £319
FT-290R2	list £599	our price £519
FT-690R2	list £649	our price £559
FT-790R2	list £749	our price £649
FT-416G	list £329	our price £229

#### ICOM

IC-T7E	list £329	our price £299
IC-Z1E	list £529	our price £459
IC-2GXE	list £255	our price £225
IC-T22E	list £259	our price £229
IC-T42E	list £269	our price £269
IC-W31E	list £469	our price £419

#### KENWOOD

TH-79E	list £479	our price £419
TH-22E	list £254	our price £219
TH-42E	list £289	our price £249
TH-28E	list £319	our price £279
TH-48E	list £369	our price £319



### VHF TRANSCEIVERS

#### ICOM

IC-820H	list £1795	our price £1569
IC-281H	list £449	our price £399
IC-2000H	list £369	our price £329
IC-2710H	list £675	our price £599
IC-2350H	list £495	our price £429

#### KENWOOD

TS-790E	list £1959	our price £1699
TM-255E	list £949	our price £829
TM-455E	list £1059	our price £925
TM-733E	list £739	our price £645
TM-251E	list £419	our price £359
TM-702E	list £579	our price £519



#### YAESU

FT-736R	list £1699	our price £1499
FT-8500	list £749	our price £649
FT-5200	list £729	our price £629
FT-5100	list £679	our price £589
FT-2500M	list £399	our price £339
FT-3000M	list £479	our price £429
FT-2200	list £419	our price £359
FT-7200	list £559	our price £489
FT-8000		Tel for latest price

All discounts are based on recommended retail prices. CASH

Showroom/Mail Order 9.30-5pm, 9-1pm Sat Tel: (01703) 251549 Service Dept Tel: (01703) 255111 9-5 Mon-Fri SMC Sisk

SMC Ltd HQ Southampton: S M House, School Close Chandlers Ford Ind Estate, East

ARE Communications: 6 Royal Parade Hanger Lane, Ealing, London W5A 1ET. Tel. 0181-997 4476 9.30am - 5.30pm Monday-Friday 9.30am -

SMC (Northern): Nowell Lane Ind. Estate, Nowell Lane Leeds. Tel. (01

★ TELEX ★ AEA ★ TOKYO HY-POWER ★ MFJ ★ MIRAGE KLM ★ HENRY ★ MANSON ★ REXON ★ AOR ★ KENWOOD ★ DAIWA ★ COMET



# COMMUNICATIONS LTD

TAIWAN SERENE \* HOKUSHIN \* ICOM \* JRC \* TELEX \* AEA \* TOKYO HY-POWER \* MFJ \* MIRAGE KLM \* HENRY \* MANSON \* REXON



## COMET NEW PRODUCTS

CA-HV	HF/VHF Mobile Whip 7-14-21-28-50-144 * IDEAL FOR IC-706!!*	£99.95
CF-706	1.3-56 MHz/75-320MHz duplexer for CA-HV or similar	£44.00

## COMET ANTENNA ACCESSORIES

RS20	Mini Gutter Clip	£19.50
RS21	Mini Hatchback mount	£19.50
CK-3MB	Mini Cable Assembly	£26.50
WS-1M	Window Mount & Cable	£39.00

## COMET ANTENNAS

CBL-30	HF 1:1 Balun 1kW PEP	£23.50
CBL-200	HF 1:1 Balun 2kW PEP	£29.50
CF-30MR	HF Low Pass Filter 1kW PEP	£43.95
CF-50MR	6M Low Pass Filter 1kW PEP	£43.95
CF-30H	HF Low Pass Filter 2kW PEP	£69.00
CF-30S	HF Low Pass Filter 150W PEP	£25.00
CF-50S	6M Low Pass Filter 150W PEP	£25.00
CF-BPF2	2M Band Pass Filter 150W PEP	£49.95
CD-160H	PWR 1.6-60MHz 20/200/2000W	£99.00
CMX-2	PWR 1.8-200MHz 20/50/200W	£119.00

## COMET STATION ACCESSORIES

CA-7HR	7MHz Mobile Whip	£49.95
CA-14HR	14MHz Mobile Whip	£49.95
CA-21HR	21MHz Mobile Whip	£46.00
CH72S	2M/70CM Whip BNC	£18.50
CH600MX	2/70/23CM Whip BNC	£29.50
HR-50	6M MOBILE Whip	£49.95
CA2X4KG	2M/70CM Mobile Whip	£49.00
Z4	2m/70CM M. whip w/locking collar	£35.00
B-10	2M/70CM Mobile Whip	£21.50
B-22M	2m/70CM Mobile Whip	£44.95
CHL21J	2M/70CM Mobile Whip	£19.00
CA-258	2m/6m Mobile Whip	£29.00
CA-350dB	6M/10M Base Colinear	£149.00
ABC23	3 x 3/4 Base Colinear	£55.00
GP9N	2M/70CM Base Colinear	£135.00
GP15	6M/2M/70CM Base Colinear	£115.00
GP95	2M/70CM/23CM Base Colinear	£119.00

## COMET DUPLEXERS

CF-305	HF/VHF Duplexer	£25.00
CF-306A	HF/VHF/UHF Duplexer	£37.00
CFX-514	6M/2M/70CM Triplexer	£54.95
CFX-431	2M/70CM/23CM Triplexer	£49.00
CF-520	2M/6M Duplexer	£29.00

## TELEX HY-GAIN

### HF ANTENNAS

12AVQS	10-15-20m vertical, 4.1m	£109	C
14AVQ/WBS	10-15-20-40m vertical, 5.5m	£159	C
DX88	10-80m vertical	£315	C
DX77	10-40m vertical	£369	C

### ROTATORS

CD45	Medium duty meter controller	£315	D
HAM IV	Medium duty with break	£449	D
HAM V	HAM IV with digital controller	£749	D
T2X	H/duty with break meter controller	£369	C
T2XD	T2X with digital controller	£795	D



Cushcraft Antennas are one of the best range currently available. They offer superb performance, innovative design, excellent build quality and outstanding value for money.

### HF Antennas

R5	10/12/15/17/20 vertical	£295.00
R7	10 thru to 40m vertical	£389.00
R7000	10 thru to 40m vertical	£389.00
AV-3	14-21-28MHz vertical 4.3m long	£99.00
AV-5	3-5-7-14-21-28MHz vertical 7.4m long	£169.00
AP8A	8 Band Vertical	£229.00
APR18A	Radial Kit	£54.00
40-2CD	2-ele 40m Yagi	£499.00
A3S	14-21-28MHz Yagi	£389.00
A3WS	12/17m 3-ele Yagi	£299.00
A103	30m Extension A3WS	£119.00
204CD	4 ele 20m Yagi	£499.00
154CD	4 ele 15m Yagi	£289.00
O4	Dipole 10/15/20/40m	£259.00
D3W	Dipole 12/17/30m	£199.00
A4S	3-4 ele Yagi 10/15/20m	£449.00

### VHF Antennas

AR-270	2/70 Dual Band Vertical 1.13m long	£69.00
AR-270b	2/70 Dual Band Vertical 2.3m long	£95.00
AR2	2m Vertical 1.2m long	£39.00
AR6	6m Vertical 3.1m long	£59.00
A148-10S	2m 10-ele Yagi 13.2 dBd	£72.00
A144-20T	2m 10-ele Cross Yagi 12.2 dBd	£105.00
13B2	13-ele 2m Yagi	£119.00
17B2	17-ele 2m Yagi	£199.00
A50-3S	3-ele 6m Yagi	£89.00
A50-5S	5-ele 6m Yagi	£149.00
A50-6S	6-ele 6m Yagi	£249.95
424B	24-ele 70cms Yagi	£119.00
22XB	2m 22-ele Yagi c/w polarization switching	£229.00
738XB	70cms 38-ele Yagi c/w polarization switching	£219.00



Proven Reliability for Today's Amateur

Carr

PS120MIIA	PSU 3-15V 9/12A	£69.00	D
PS140MIIA	PSU 13.8V 12/14A	£72.00	D
PS304IIA	PSU 1-15V 24/30A	£129.00	D
RS40XII	PSU 1-15V 32/40A	£169.00	D




DN101L	1.8-150MHz 15/150/1500W	£59.50	B
DN103LN	150-525MHz 20/200W 'N'	£68.00	B
CS201	2 Way Switch SO239 1KW	£17.50	B
CS201GII	2 Way Switch 'N' 1KW PEP	£23.50	B
LA2080H	2M LAMP 1.5-5W IN 30-80W OUT	£136.00	B
DLA80H	2M/70CM Dual Band Amp 0.5-25W IN 30-60W Out Pre Amps	£345.00	C
DX10N	2m/70cm Duplexer UHF/N	£22.50	B
CP10Y6	Cigar plug lead for FT530, etc.	£6.50	A

## DATA PRODUCTS

We now have the widest range of data products in the UK, and with our specialist knowledge of the products we must be by far the number one choice for packet equipment.

### AEA

PK12	1200 baud TNC	£129
PK96	9600 baud TNC	£219
PK232/MBX	Multimode data modem	£319
DSP232	Multimode data modem	£479
PK900	Multimode data modem	£479



### PacComm

Tiny 2	1200 baud TNC	£139
PicoPacket	12 baud portable TNC	£119
Spirit 2	9600 baud TNC	£199

### Kantronics

KPC3	1200 baud TNC	£139
KPC9612	1200+9600 dual port TNC	£275
Kam+	Multimode data modem	£395



### Sytek

TNC2H	9600 baud TNC	£179
-------	---------------	------

### BayCom Modems

USCC 4 port plug in card W/O Modems	£107
-------------------------------------	------

### Modems

1200 baud	Plug in for USCC	£39
HF	Plug in for USCC	£59
9600 baud	Plug in for USCC	£79
Mini-Pak	1200 baud 9 pin 'D' plug	£69.95

\*FREE transceiver lead of your choice with every new TNC\*

PRICE: BASE ANTENNAS £9.50 MOBILE ANTENNAS £5.00 STATION ACCESSORIES £5.00

SMC (SMC HQ) Data Communications Hotline Tel: (01703) 254247 9.30am - 5pm for personal callers 9.00 - 9pm for telephone queries.

High, Hants SO5 3BY. Tel: (01703) 255111 Fax: (01703) 263507 Email: smc@tcp.co.uk

100pm Saturday Reg Ward & Co: 1 Western Parade, West Street, Axminster, Devon EX13 5NY. Tel: (01297) 34918 9.00am - 5.15pm Tues-Sat

0) 235 0606 9.30am - 5.00pm Monday-Friday 9.00am - 1.00pm Saturday


\* YAESU \* STRUMECH VERSATOWER \* LAFAYETTE \* HY-MOUND \* CUSHCRAFT \* TAIWAN SERENE \* HOKUSHIN \* ICOM \* JRC



# UK's Premier Service Centre

**MASSIVE SUMMER STOCK CLEARANCE**  
**ALL ITEMS MUST GO - PHONE TODAY FOR THE BEST DEALS AROUND**

ICOM



ICOM 2350 mobile complete with power supply and W30 dual band antenna

£phone

KENWOOD



KENWOOD TS450 complete with ATU

£phone

YAESU



YAESU FT990 HF 100W (DC)

£phone

FINANCE

PART EXCHANGE WELCOME

SERVICE BACK-UP SECOND TO NONE



ICOM 738 complete with ATU

£phone



KENWOOD TS870

£phone



YAESU FT1000MP (AC)

£phone



**Castle Electronics**

PHONE 01384 298616 OR VISIT US TODAY  
 GEOFF G4AQU - JOHN G6VJC  
 Finance available - interest free deals



Unit 3, Baird House,  
 Dudley Innovation Centre  
 The Pensnett Estate  
 Kingswinford  
 West Midlands DY6 8XZ  
 Telephone 01384 298616  
 Fax 01384 270224

Open Tuesday to Saturday (Late Night Tuesday 7.30pm) Closed Monday

## New DX-394



MAJOR FEATURES

- \* **Frequency Coverage**  
 LW 150 - 509.9kHz  
 MW 510 - 1729.9kHz  
 SW 1.73 - 29.9999MHz
- \* **Fine Tune**  
 Fine tunes the reception signal, especially when you tune to SSB and CW
- \* **Step ▲, Step ▼**  
 Selects the 0.1, 1, 5, or 10 (9) kHz tuning frequency step sequentially
- \* **Band**  
 Selects LW (150-509.9kHz), MW (510-1729.9kHz), or SW (1.73-29.9999MHz) sequentially
- \* **LCD**  
 Large LCD display with LCD signal strength meter

ONLY **£349.99**  
 + £10 p&p Part exchange welcome

Full specification A4 sheet available on request. Too many specifications and functions to list!



**SRP TRADING**

SRP Radio Centre, 1686 Bristol Road South,  
 Rednall, Birmingham B45 9TZ.  
 Tel: 0121-457 7788/0121-460 1581  
 Fax: 0121-457 9009

VOUCHER WORTH  
**£25** OFF THIS RECEIVER ONLY WITH  
**SRP TRADING**  
 VALID UNTIL  
 28th SEPTEMBER 1996



# Alinco

# New Low Prices + FREE OFFERS

## From 1.8MHz



**DX-70**  
**£895**

**FREE**

Deluxe Base Microphone  
with pre-amp (worth £79)  
Until 31st Aug. 1996

**DR-605 Dual Band Mobile**  
144 - 430MHz FM 50/35 Watts  
CTCSS - Full Duplex - T-burst  
Freq/Ch Display - 100 Memories

**DX-70 Mobile or Base 100Watts HF**  
1.8 - 50MHz SSB - CW - FM - AM - Data  
Narrow CW & SSB filters included  
IF Shift - RF Pre-amp - Detachable Head

**FREE**

2m / 70cms whip, boot/hatch  
mount, cable kit, worth (£58)  
Until 31st Aug. 1996

## To 430MHz



**DR-605**  
**£495**

UK DISTRIBUTORS: *Waters & Stanton* 22, Main Road, Hockley, Essex. SS5 4QS  
Tel. 01702 206835 Fax 01702 205843



# HAYDON COMMUNICATIONS

## VHF/UHF HANDHELDS



**ICOM IC-T7E** RX available  
108-180/400-500/850-950MHz Compact  
dual band h/held. Incredible,  
everything you would possibly want  
incl CTCSS fitted as standard along  
with high power nicad + charger. RRP £329.

OUR PRICE **£299.00**  
+ FREE speaker mic



**YAESU FT-50R**  
New ultra compact dual band  
transceiver with wideband RX.  
76-990MHz (AM, FM, FM-N).  
RRP £335.

OUR PRICE **£289.95**



**ALINCO DJ-190**  
2M handheld transceiver with  
wideband RX including nicads &  
charger. RRP £199.

OUR PRICE **£169.95**

DJ-541 70cm handy ..... £149.00

## VHF/UHF MOBILES



**YAESU FT-290R**  
2m all mode transceiver.

We're giving away a free FL-2025 25W  
matching linear with every 290 sold this  
month. RRP £759.

OUR PRICE **£549.95**

FT-2200 2m FM mobile RRP £419 ..... Sale price £339.95



**YAESU FT-736R**  
Multimode-VHF/UHF full  
duplex base. Fitted with 2m + 70cm (25W  
both). Optional 6m + 23cms. RRP £1999.

OUR PRICE **£1399.00**

ICOM IC-2350 RRP £499 ..... Our price £449.95  
ICOM IC-2710H RRP £675 ..... Our price £599.95

## A.E.A. PRODUCTS

DSP-232 OUR PRICE £479.95 free p&p  
PK-232MBX OUR PRICE £319.95 free p&p  
PK-96 OUR PRICE £219.95 free p&p  
PK-12 OUR PRICE £129.95 free p&p

## HF TRANSCEIVERS



**IC-706**  
HF transceiver with 6M  
+ 2m. Give us a call for  
the best part-ex deal or lowest UK price.

OUR PRICE **£PHONE**



**YAESU FT-1000MP (AC)**  
State of art HF transceiver.

RRP £2049. **£2199.95**

FT-1000MP (DC) RRP £2599 ..... Sale price £1999.95



**YAESU FT-840**  
UK's best selling HF  
transceiver. We're giving  
away a FREE P-2512 power supply with every  
transceiver sold. RRP £1035.

OUR PRICE **£799.95** **FREE PSU worth £90**

## HF ACCESSORIES



**P-2512** 25-30 amp power  
supply with variable volts (3-15).  
Dual meters (VS + amps) and over  
voltage protected.

Most of our competitors are selling the 20A  
versions for the same price. RRP £99.95.

OUR PRICE **£89.95**

## VECTRONICS VC-300DLP



UK's best selling ATU.  
300W (PEP), dummy load,  
VSWR meter, 3 way ant,  
switch & balun for open wire feeders.

RRP **£129.95**

VC-300M 300W mobile ATU ..... £89.95



## PORTABLE 12V POWER STATION

Will deliver 50 amps peak.  
Charges from AC mains or trickle  
charge from car cigar lighter  
using lead supplied. Has 12AH sealed cell and  
dramatically reduces HF car electronics  
noise. RRP £54.95.

OUR PRICE **£44.95**

NEXT DAY DELIVERY £8.00

## NEW PRODUCTS

### TAIWAN SERENE TSB-3608

6m/2m 70cm base antenna 2.15/6.2/8.4dbi gain.

Length 2.43m

INTRO PRICE **£99.95**



**SP-350V** In line lightning  
surge protector.

INTRO PRICE **£19.99** P&P £1

## ANTENNAS

### SERENE BASE ANTENNAS (P&P £8.50)

			OUR PRICE
TSB-3315	GF	144/70, 8.5/11dB (5.4m)	£129.95
TSB-3301	GF	144/70, 6.5/9dB (3m)	£69.95
TSB-3302	GF	144/70, 4.5/7.2dB (1.7m)	£54.95
TSB-3303	GF	144/70, 3/6dB (1.1m)	£39.95
TSB-3002	AL	144MHz, 6.5dB (2.8m)	£39.95
TSB-3001	AL	144MHz, 3.4dB (1.4m)	£29.95
V-2000	GF	6m/2m/70cm, 2.1/6.2/8.4dB (2.5m)	£134.95
GP15N Comet		6m/2m/70cm 3.6/2.8/6.1 dBi (2.4m)	£124.95

### ACCESSORIES P&P £2.00 on the following

TSA-6001N	Duplexer (+Coax) 2/70	£24.95
TSA-6003	Duplexer (Sockets) 2/70	£19.95

### HIGH QUALITY NISSEI

#### MOBILE ANTENNAS P&P £4.50

DB-7900	144/70 cms, (5/7.6dB) 1.5m	£49.99
DB-770M	144/70 cms, (3/5.5dB) 1m	£24.95
DB-1304	144/70 cms, (2.15/3.8dB) .41cms	£19.95
DB-EL2E	144MHz, 1/4ths, 4.5dB (1.8m)	£29.95
DB-285	144MHz, 1/4ths, 3.4dB (1.3m)	£15.95

### ACCESSORIES P&P £2.50 on the following

MT-1301	H/Duty Mag Mnt + Coax	..... Top Quality £24.95
MT-3302	H/Duty Hatch/Trunk Mnt	..... Top Quality £24.95

### HF ANTENNAS P&P £10

R5	10/12/15/17/20 vertical	..... £295.00
R7	10 thru to 40m vertical	..... £389.00
AV-3	14-21-28MHz vertical 4.3m long	..... £89.00
AV-5	3.5-7-14-21-28MHz vertical 7.4m long	..... £159.00
AP8A	8 Band Vertical	..... £199.00
A35	14-21-28MHz Yagi	..... £349.00
Carolina Windom "Z"	40-10m (86ft)	..... £88.95
Carolina Windom	80-10m (132ft long)	..... £84.95

### HUSTLER RANGE NOW IN STOCK

4BTV	Four band HF vert 10, 15, 20, 40 1.5kW	..... £169.95
5BTV	Five band HF vert 10, 15, 20, 40, 80 1.5kW	..... £189.95
RM-20	20m mobile (reduced length) 400W	..... £24.95
C-32	Ball mount assy + plate (1/4ths fitting)	..... £26.95

### PRO-AM HF MOBILE ANTENNAS

PHF-20B	20m mobile whip 1/4 thread	..... £19.95
PHF-40B	40m mobile whip 1/4 thread	..... £19.95
PHF-80B	80m mobile whip 1/4 thread	..... £24.95

LONDON SHOWROOM & MAIL ORDER:- 0181-951 5781/2 FAX:- 0181-951 5782

Address:- 132 High St. Edgware, Middx HA8 7EL

Open Mon-Fri 9.30-5.30pm Sat 9.30-4pm. Close to Edgware underground station (Northern line) close to M1, M25, A406.

WEST MIDLANDS BRANCH:- Tel: 01384 481681

Unit 1, Canal View Industrial Estate, Brettel Lane, Brierley Hill, W Mids DY5 3LO





# A FUN DAY OUT FOR ALL THE FAMILY

## SUNDAY 29th SEPTEMBER

### Open Day at West Midlands Branch

#### ACCESSORIES



### Nissei RS-402

125-525 MHz (200W)  
FWD/REV/AVE/PEP PWR +

Full SWR indicator and meter illumination.

RRP **£69.95** P & P £4

- RS-102 1.8-150MHz (200W).....£69.95  
RS-502 1.8-525MHz (200W).....£139.95



### TSA-6601

144-44MHz  
(60W) pocket PWR/SWR meter

**£34.95** (P&P £1.00)

TSA-6602 VHF/UHF ant matcher .....£34.95 (P&P £1.00)



#### HANDHELD MOUNTS P&P £2

**MA-339** Mobile holder. Fits all h/held radios. Sticks onto dashboard of car. RRP **£9.95**

QS-200 Air-vent h/held holder .....£9.99  
QS-300 Desk top h/held holder.....£19.99



### NB-30W

2M FM handheld amplifier  
1/1.5W input 30W output.

RRP **£49.95**

NBD 30 dual band version of the above .....£139.95

#### MICROPHONES & EAR PIECES



### Nissei EP-300

Deluxe over the ear earpiece. Fits all handheld radios.

**£9.99** P & P £1

#### MICROPHONES

**MS-107** 'K' miniature hand microphone. Fits Kenwood, Yaesu, Icom and Alinco  
(Please specify brand of radio when ordering)

RRP **£16.95** P & P £1



### Nissei EP-300T

Over the ear earpiece with lapel mic & PTT. Fits Kenwood, Alinco, Yaesu or Icom

**£22.95** P & P £1

Please specify brand of radio when ordering!

This Ear/Mic comes with an "over the ear" earpiece as EP-300

#### SCANNERS

\*\*\*\*\* STAR BUY \*\*\*\*\*

### AOR AR-2700

Wideband scanning receiver covers everything from 500kHz-1300MHz (AM, NFM, WFM). Incls ant, nicads & charger. RRP £269

SPECIAL OFFER **£169.95**



### AOR AR-8000

The ultimate handheld receiver covers everything from 500kHz-1900MHz all mode (AM, NFM, WFM, USB, LSB, CW)

SPECIAL OFFER **£369.95**

#### NEW 5th EDITION UK SCAN DIRECTORY



Place your order now!

Over 42,000 spot frequencies in over 540 pages! This directory has become "The UK standard".

ORDER YOURS NOW.

**£18.50** FREE P&P


#### S.W. RECEIVERS



### AOR AR-7030

Brilliant new all mode short wave receiver with synchronous AM + remote control. RRP £795.

OUR PRICE **£749.95**



### SONY SW-100E

Award winning miniature SW receiver with SSB. RRP £219.95.

OUR PRICE **£199.95**

- SW-7600G RRP £199.....our price £179.95  
SW-55 RRP £299.....our price £259.95  
SW-77 RRP £399.....our price £359.95

#### OPTOELECTRONICS



### OPTO CUB

10MHz-2.8GHz frequency finder. Supplied with antenna, nicads & charger. RRP

**£139.00**



### OPTO SCOUT 3.1-Mk2

Mini frequency finder will capture and memorise up to 400 frequencies that can be recalled directly into the AR-8000. Supplied with antenna, nicads and fast charger. RRP

**£399**



### NEW DB-32

A miniature wideband antenna. Receives 30 - 1200 MHz. Transmits 2m/70cm, BNC fitting only 1.5" long. It's superb for its size.

RRP **£29.95** P & P £1

### POLICE STYLE HOLSTER HHC-2

Matches all handhelds can be worn on the belt or attached to the quick release body holster.

**£19.95** P&P £1

#### HANDHELD ANTENNAS

### T-2602

2m/70cm/23cm (2/3/5.5dB) flexible antenna with wideband receive (14" long BNC).

OUR PRICE **£22.95** P&P £1

### DB-770H

High gain 2m + 70cm telescopic antenna with wideband receive.

OUR PRICE **£24.95** P&P £1



### TSA-6671

New ultra small BNC magmount. Allows you to use any existing BNC antenna from your scanner to transceiver on your car without having to purchase a car antenna. OUR PRICE **£22.95** P&P £1

## SECONDHAND & EX DEMO BOARD



**YAESU FT-900AT**  
Immac cond **£899.95**



**ALINCO DJ-G5**  
Ex-Demo **£349.95**



**LOWE HF-150** + keypad.  
Communications Receiver.  
As new **£299.95**

TS-850S	Immaculate.....	£1199.95
TS-440SAT	VGC.....	£849.95
TS-430S	VGC.....	£699.95
TS-140S	VGC.....	£749.95
TS-530SP	VGC.....	£499.95
FT-980	VGC.....	£799.95
IC-738	As new.....	£1199.95
IC-735	VGC.....	£699.95
IC-725	As new.....	£599.95
FT-902	VGC.....	£499.95
FT-901DM	VGC.....	£449.95
TEN-TEC	Coursair II + PSU.....	£699.95
TS-450SAT	Immaculate.....	£899.95

TH-78E	As new.....	£349.95
TH-77E	Dualband handheld.....	£199.95
DJ-580	Dualband handheld.....	£329.95
DJ-560	Dualband handheld.....	£199.95
FT-530	Dualband handheld.....	£329.95
Standard C-520	As new.....	£229.95
Icom IC-W2E	Dualband handheld.....	£199.95
CT-1600	2m handheld.....	£99.95
DR-510	Dualband mobile.....	£299.95
FT-230R	2m mobile (25W).....	£199.95
FT-730R	70cm mobile.....	£229.95
FT-290R1	2m all mode.....	£299.95
FT-690R1	6m all mode.....	£299.95

HF-225	Communications receiver.....	£399.95
AR-3030	Communications receiver.....	£549.95
R-1000	Communications receiver.....	£299.95
R-5000	+ VHF converter.....	£899.95
IC-R71E	Communications receiver.....	£599.95
Drake R-8E	2 pieces from.....	£699.95
NRD-535	with ECSS unit.....	£1299.95
Sony AIR-7	Airband handheld.....	£159.95
Sony PRO-80	SW handheld.....	£199.95
Sony ICF-2001D	SW portable.....	£219.95
MCL-1100	with monitor + meter upgrades as new.....	£299.95
MET-249	SWR analyzer.....	£179.95
CWR 670E	Telereader.....	£149.95

ALL OF THE ABOVE & MUCH MORE ARE AVAILABLE FROM EDGWARE BRANCH: 0181-951 5781/2





## KENWOOD

TS-870S	list £2399	our price	£1969
TS-50S	list £1059	our price	£889
TS-790E	list £1969	our price	£1699
TM-255E	list £949	our price	£799
TM-455E	list £1059	our price	£925
TM-733E	list £729	our price	£629
TM-251E	list £419	our price	£359
TM-451E	list £459	our price	£389
TH-79E	list £479	our price	£409
TH-22E	list £254	our price	£219
TH-42E	list £289	our price	£249

## YAESU

FT-1000	list £3799	our price	£2999
FT-1000MP/AC	list £2849	our price	£2279
FT-990/DC	list £1999	our price	£1599
FT-990/AC	list £2199	our price	£1799
FT-900AT	list £1649	our price	£1149
FT-840	list £959	our price	£779
FT-736R	list £1999	our price	£1399
FT-290R2	list £599	our price	£489
FT-690R2	list £649	our price	£539
FT-3000M	list £479	our price	£399
FT-51R	list £539	our price	£399

## ICOM

IC-775DSP	list £3699	our price	£3099
IC-736	list £1969	our price	£1599
IC-738	list £1649	our price	£1439
IC-706	list £1195	our price	£999
IC-820H	list £1795	our price	£1499
IC-275H	list £1495	our price	£1395
IC-2710H	list £675	our price	£599
IC-77E	list £329	our price	£299
IC-21E	list £529	our price	£459
IC-2GXE	list £255	our price	£225
IC-2GXET	list £279	our price	£229
IC-T22E	list £259	our price	£229
IC-T42E	list £269	our price	£269
IC-W31E	list £469	our price	£419

## 5 YEAR WARRANTY AVAILABLE

### EXAMPLE

YAESU FT-1000 with 1 year  
manufacturers warranty:-  
4 years extra warranty =  
**£169.80**

# PACKAGE DEAL

## SPECIAL OFFER

Purchase the superb  
IC-706 along with our  
superb SG-230  
"Smartuner" automatic  
antenna tuner at the very special price of

# £1325.00

Carr £10.00

SAVE £269.00



**5 YEAR  
WARRANTY IS  
AVAILABLE ON ALL  
LISTED PRODUCTS**

## SG-230 Smartuner®

Antenna Coupler SSB, AM, CW & DATA


# £399.00

You can't buy a smarter tuner than this. An automatic antenna coupler so intelligent it precisely tunes any length antenna - 8 to 80ft - in the HF band.

The Smartuner® automatically evaluates and switches 64 input and 32 output capacitance combinations, plus 256 inductance combinations in a "pi" network. The amazing result is over a half-million different ways to ensure a perfect match for your transceiver. And the most intelligent feature of all is that the Smartuner® remembers the chosen frequency and tuning values, and will automatically reselect those values - in less than 10ms, each time you transmit on that frequency.

The SG-230 Smartuner®.

Buy Smart.



SMARTUNER  
INSIDE

## SWR METERS

### NISSEI RS-402

125-525MHz  
(200W)  
FWD/REV/AVE/PEP  
PWR + full SWR  
indicator and meter illumination.



RRP **£69.95** P&P £4

### NISSEI RS-102

1.8-150MHz  
(200W)  
FWD/REV/AVE/PEP  
PWR + full SWR indicator and meter  
illumination.



RRP **£69.95** P&P £4

## MICROPHONES

MS-107 'K' miniature hand  
microphone.  
Fits Kenwood,  
Yaesu, Icom  
and Alinco.



RRP **£16.99** P&P £1

# SECONDHAND

Yaesu FT-1 HF transceiver/general coverage receive 100W .....	£690.00
Yaesu FT-290RII c/w matching 25W linear, case, nicads & charger.....	£399.00
Icom IC-738 100W HF transceiver with auto ATU gen/cov receive (ex-cond).....	£1100.00
Drake TR-7 100W HF transceiver gen cov receive c/w matching PSU and external VFO (ex-cond).....	£799.00
Trio TS-780S 2M/70CM multimode base station c/w Adonis Desk Mic.....	£629.00
Trio TS-120S 100W 80-10M amateur band transceiver .....	£329.00
Yaesu FT-707 100W 80-10M amateur band transceiver c/w matching FP-707 PSU, FC-707 ATU, FV-707 and desk mic.....	£475.00

**AUTHORISED AGENTS FOR KENWOOD, ICOM, YAESU & ALINCO. FULL SERVICE FACILITIES AVAILABLE**

SPEND UP TO £1,200 INSTANTLY WITH A PHOTO ACOUSTICS LTD. CREDIT CHARGE CARD

PART EXCHANGE WELCOME, ASK FOR KERRY G6IZF or JANE.

RETAIL SHOWROOM OPEN MON - FRI 9.30 - 5.30, (Thursday 9.30 - 12.30) Saturday 9.30 - 4.30

Goods normally despatched within 24 hours. Please allow 7 banking days for cheque clearance. Prices correct at time of going to press - E&OE





# EDITOR'S

## Keylines

Rob Mannion's viewpoint on the World of Amateur Radio

Like many other Radio Amateurs, I've been very concerned with the continuing (often very ill-informed) media coverage regarding car 'radio keys' operating on the shared 430MHz band. The British 'tabloid' press and other aspects of the media have carried many stories on how amateur radio operators have 'jammed locks' and 'locked drivers out' of their cars.

Most of the stories are based on reports that the low power u.h.f. transmitters used to de-activate car alarm systems and unlock the vehicle as the driver approaches it are suffering from 'interference'. They have (so it's alleged) been overwhelmed by another transmitter operating on nearby frequencies. Unfortunately for Amateur Radio, the fact that we are ONE of the users of the band has been 'latched onto' by the media and we've often been blamed. (whether justly or unjustly I can't confirm).

Personally speaking, I've yet to witness any problem with a u.h.f. 'radio key'. However, it does appear to be (from 'reliable sources') that there can be a problem. So, with this in mind (and in response to readers who've written to me on the subject), I wrote to Barry Maxwell, the Director of the Radiocommunications Agency's Radio Investigation Service. Barry's reply follows:

### Barry Maxwell Replies

Barry Maxwell replies: "Thank you for your letter of 3 July on the subject of interference to the operation of u.h.f. 'radio keys'.

The Agency's position is that the industry was consulted when the 433MHz frequency band was introduced for vehicle security systems some years ago and they were fully aware at the time of other services using these frequencies.

Vehicle security systems currently use the frequency band in the United Kingdom on a secondary basis. The 433MHz band is a harmonised European frequency which was introduced to cater for the specific needs of vehicles travelling through Europe.

The Agency recognises that interference may be caused to vehicle security systems by Amateur Radio

beacons or repeaters, especially in remote areas. The Agency is working through the European routes available to try to find an

alternative frequency on which vehicle security systems can operate. Until then, it is the responsibility of the manufacturers to develop equipment that is able to operate on a frequency band shared with other users".

So, it appears from what Barry Maxwell has told us...that it's up to the manufacturers to solve the problem. Let's hope they do so soon!

### Trafficmate On The Move

Another problem area for Amateur Radio operators (particularly u.h.f. mobile enthusiasts) - the 'Trafficmate' system is literally 'on the move'. This welcome news comes from a separate statement (from that of the 'radio keys') from the RA, received by PW in early July.

The 'Trafficmate' system (it uses roadside transmitters operating on 433.920MHz to provide up-to-date traffic information for 'in car use' from specialised receivers) is to be moved from our 'shared' band within the next few years where it's been causing interference to other services, not just Amateur Radio (Don't forget...we're an 'unprotected' service). The RA's statement makes interesting reading, especially if you've read any of the press stories regarding the system!

The statement from the RA says: "Trafficmaster are operating the 'Trafficmate' system on 433.920MHz at present and the system is required to comply with the spectrum management parameters of MPT1340. This is a temporary frequency allocation and an alternative frequency has now been found for the 'Trafficmaster' network. All 'Trafficmaster' transmitters and receivers will be required to operate on the new alternative frequency after the 31st of December 1998".

From my point of view it seems



that several mistakes have been made by 'other users' and those responsible for allocating frequencies for systems such as u.h.f. car 'radio

keys' and equipment such as 'Trafficmate'. The first could be that blame could be laid at the door of the RA, but in fairness I don't think they have any choice! (It's an EEC matter and Barry Maxwell's statement makes it clear where they think the responsibility lays).

Secondly, I think that the biggest mistake has been made by the manufacturers of the equipment involved. They must surely realise that (in the case of the 'radio keys') a very low power transmitter with the necessary sensitive receiver can lead to problems with strong signals on adjacent channels?

But of course, I think the real difficulty is money...because in reality it's most likely the equipment is built to a price and not a specification. Let's hope everyone involved has learned a lesson!

### Zoë Needs Your Help!

Our 'new' Mrs Zoë Crabb who compiles the PW 'Bargain Basement' section...needs YOUR help! The problem is that now the reader's advertisement section is free, many hundreds are arriving in the office and we're very busy preparing them for publication. Unfortunately though we're having a problem...in that many of the adverts can't be read or understood.

Unfortunately, an advert that cannot be understood by Zoë or any of the team who are radio amateurs, will be delayed in publication. There's absolutely no point whatsoever in PW publishing your advert if we can't decipher the details, telephone number or address!

Personally I think that many of the advert writers would be surprised to find that they've left out their name and details...so that even if we did have time to check them (bear in mind that it's a free service) we couldn't do

so anyway. Another fact is that an increasing number of radio amateurs are 'Particulars Withheld' in the RSGB *Callbook*, so that in many cases another avenue of rescue is blocked.

So, to help you get the best out of the PW 'Bargain Basement' service, Zoë and the rest of the team (we all check and proof read the section) ask that you please ensure the following procedure has been carried out when you send an advert in.

Please type or write your advert in **BLOCK capitals only**. Ensure that your address (Block capitals!) is supplied in full, with street number, postal town, county (and country if appropriate) and post code (for UK), postal numbering (Europe) and Zip code (for the USA). Please check your telephone number is correct (a surprising number of numbers supplied are incorrect) and lastly that we can understand your advert.

Ensure that you make it **VERY** clear whether your advert is a 'For Sale', 'Exchange' or a 'Wanted'. To be safe, it's best to send in adverts separately and make these categories error free. (Don't forget Zoë is dealing with hundreds at a time).

Although I'm sorry to stress this point again (it is the biggest cause of problems) please make sure you've made it very clear what it is you have for sale (whether home-brewed or professionally built) or what you want. If we can't understand your advert, I'm certain that other readers won't either!

You can also help everyone involved by using recognised abbreviations (such as v.g.c. for 'very good condition') and avoiding confusion by saying (for example) For Sale '144MHz folding cubical-quad antenna with 10m of low loss coaxial cable. (The use of frequency terms rather than wavelength avoids confusion).

We're pleased PW readers are enjoying the 'Bargain Basement' service. But, to make sure you get the best results...please help us to help you!

Rob Mannion  
G3XFD



The Star Letter will receive a voucher worth £10 to spend on items from our Book or other services offered by Practical Wireless. All other letters will receive a £5 voucher.

# RECEIVING YOU

**Letters Received Via The 'Internet'**  
Many letters intended for 'Receiving You' now arrive via the 'Internet'. And although there's no problem in general with E-Mail, many correspondents are forgetting to provide their postal address. I have to remind readers that although we will not publish a full postal address (unless we are asked to do so), we require it if the letter is to be considered. So, please don't forget to include your full postal address and call sign along with your E-Mail hieroglyphics! Editor

PW's Postbag. If your letter is published you'll win a prize.

## Invisible Antennas

Dear Sir

I'm writing you a few lines about 'Flying the Flag' on invisible antennas, which I saw in *PW* July. I have a small garden and have been an s.w.l. for a few years.

I'm 72 and own an Eddystone 730/4 and a 62B receiver and I can pick-up Australia and all over the world using my wife's clothes line which is plastic coated steel wire, so I've no need for any flag poles! My garden is only 19 foot long so I have put up a double clothes line across the garden to keep my neighbours quiet - and it doubles as my antenna!

R. Worledge  
Coventry

## Morse Methods

Dear Sir

John Goodall is to be congratulated on his excellent article 'Morse Methods' in the July issue of *PW*. From practical experience I can fully endorse all he has written, having taught Morse for most of my life, first as an RAF instructor at No 1 Radio School, Cranwell, then in a Technical College and radio club and now to friends, although I suppose I should not do so as I am an RAE examiner!

One very good idea for increasing speed is to always practice at a little faster than you can read, so that you are having to strain to write down 80 or 90% of the copy. This may well be tiring, but it really works, much quicker than if you only receive at a speed with which you are capable of writing 100% perfect copy! The exact opposite of when learning to play a musical instrument, do touch typing or write shorthand, where a slow and careful approach, aiming for 100% accuracy, is the ideal method. Strange but true!

Douglas Byrne G3KPO  
Isle of Wight

## Memories

Dear Sir

Your invitation, following Peter Reading's interesting letter (*PW* June), for memories of that period, has prompted this letter. I make no apologies for name dropping!

As one of Maurice Child's students attending The London Telegraph Training College, Earls Court, I was an avid reader of *Practical Wireless* and also *Popular Wireless*. Both magazines were featuring the work of Baird and his TV developments. Details for the construction of the 30-line disc receiver was described, and kits for parts were advertised by Peto-Scott.

Having already built the Scott-Taggart ST 600. (kit supplied by Peto-Scott) I built up the disc receiver. I was able to receive a picture about the size of a large postage stamp, though it was difficult to keep in 'sync' with the transmitter.

At this time, a friend of my parents knew a man 'high up' at the BBC. An invitation was obtained to visit the BBC studio which was just up the road from Broadcasting House, to watch a live experimental transmission taking place. There I saw John Roake, Tessa Dean and Bertha Wilmot doing their stuff in a darkened studio, being scanned by a 30-line beam of light.

These experimental transmissions were put out by the BBC late at night, and I remember writing to *PW* suggesting that these transmissions could be recorded onto gramophone disc, so that we experimenters could play with our new toy during the day. My letter was published!

At the same time, I attended a short course on High Definition TV at the London Polytechnic and actually saw High Definition TV (120 lines, I think) being beamed by Baird from Crystal Palace to the Poly in Regent Street. About a couple of years later the BBC started its 405-line transmissions from Alexander Palace. Then the war started!  
Thomas D. Crosland G4PNK  
Bedford

Editor's comment: Fascinating Thomas, thank you!

Dear Sir

With reference to your 'Reader's Memories' (June *PW*), Radio first came into my life as a lad of 13 years, befriended by an ex-tin miner living in St Just, Cornwall. He introduced me to the world of short waves. His home-built set needed an eliminator and an accumulator (to be recharged once a week).

Years later at call-up, in 1949, I opted for radio as a trade. The RAF put me into radar and sent me on a six month course. In 1950, at Leuchars, I was given a 'Megger' and ordered to check the circuits of a Dakota. It was then that the RAF realised I was colour-blind, but still put me on a charge, of indiscipline (later dismissed).

Clearly a world of colour-coded components was not for me and by then, self-build became DIY and I was able to bend my energies into plumbing and central heating, building and even house electrics, where the three to four wiring colours were no problem. Then, approaching 65 years old, I picked up a copy of *PW* in the local library, scanning its pages looking for familiar names.

Where was Eddystone, Cossor, Ecko, Radio Shack? Instead, esoteric names like Yaesu. I thought Kenwood was a food mixer! What on earth is a scanner? What happened to Premier Radio and its kits for self-build radios at 55/-? (£2.75) And, Morse seemed on the way out, if not already obsolete.

Short waves had given way to satellites. But what I missed most (who, I should say) was the editorial by F. J. Camm. Somewhat depressing also is the perception that the hobby seemed to have become one for the well-heeled. Or is there a branch of wireless that someone of modest means can enjoy?  
Ron Pearce  
Watford

Editor's comment: You can still enjoy home-brewing Ron, even though F. J. Camm's Editorials are features of the past!

## Tall Trees

Dear Sir

At the end of page 31, *PW* July 1996. G3XJZ says that 'Tall trees are not always just where you want them"! Personally, I'm eyeing up the sycamore shoots in my garden hedge with a view to moving them somewhere more in line with the G5RV....I'm a patient chap and happy to wait for them to grow up and become useful antenna supports.

Rather conveniently, one shoot chose a location, without any help from me, that is just where it will be able, in a year or so, to give valuable help in supporting the G5RV. Of course, sycamores tend to whip around in the breeze so I'll have to take precautions lest the G5RV be torn apart.... Good fun, eh?

Ian Brothwell G4EAN

## Parle Vouse Morse?

Dear Sir

Firstly may I congratulate you and your staff on production of such an entertaining and informative and sometimes amusing magazine. I never fail to collect it on the day of issue at the newsagents.

However, the one article that seems to be repeated often is the whinge on Morse test or no Morse test for the RAE Class A and entry into the h.f. band of communication. In the July issue the whinge was taken up by Steve G7POT from Castleford.

This whinge was much the same as most of the others and basically, after something for nothing. However, one of the main points of the Morse argument is regularly ignored, being that Morse is a language and an international language to boot.

I do not speak any foreign language, but I have been able to speak to Spanish, French, German, Dutch, Italian, Russian, Japanese and Arabic amateurs, need I go on? Morse is truly an international means of communication.

I would also say to Steve, doing a test is a small price to pay for entry to a language that allows contact with radio amateurs throughout the world. I was able to walk through my test in 1992 and owed this to the fact that I was RN trained.

I have trained others to get through their test and have been more than satisfied at the pleasure they have gained through being able to communicate in Morse code. The effort is well worth the pleasure gained from being a truly world wide communicator. After all, we are in the business of communicating.  
Jim Breingan G0RRO  
Northants



## Is There 6MHz 'CB'?

Dear Sir

Is there 45 Metre Band (6.5MHz) - CB In Some Countries? Having recently brought an FRG-100 receiver, I now spend more time listening away from the amateur bands than transmitting on them! There seems to be a 'Citizens Band' of some sort between 6.500 and 6.700MHz, which I thought was officially allocated to air radio.

You can hear many stations there on s.s.b./l.s.b. in French, German, Dutch, Italian and English. Many have Irish accents and give their QTH in the Republic.

Techniques seem to vary, some using amateur language and procedures, such as calling 'CQ 45 metres'. Some sound like radio professionals, but others seem ignorant both of radio technology and procedures. One oddity was reports given as '7 and 9'. Some rigs used have switched channels.

Is this band legal for CB or something like it in some countries, or are all the stations there pirates?

David H. Wright  
Dorset

**Editor's reply:** Some users are legitimate. The Radiocommunications Agency are aware of the illegal activity and (as many readers already know from previous mentions in *PW*) the frequencies mentioned have attracted 'pirates' for many years, literally ever since surplus military (6 to 9MHz) equipment first became available.

## Vintage Problems

Dear Sir

I was very interested to read the comments of Steve Pendlebury in the July 1996 issue of *Practical Wireless* with reference to vintage radio problems in 'Receiving You'.

One of the problems a restorer has with vintage valved equipment, both military and civilian types, is the important thing of trying to keep a near original appearance, faced with having to replace original, faulty components with brand new types which can spoil its original appearance.

I remember seeing a No. 19 Set, its outer appearance original, but the inside gutted and was fitted with a CB rig, fitted on the back of a private military collector's vehicle. Some people, well experienced in the art of restoration, have in some cases opened up the component, removing its faulty innards and fitting a smaller, modern, components - re-sealing the ends (the component that comes to mind is the condenser). This, giving an original appearance, might be bordering on deception! (Only joking!).

I think there are two points that should be kept in mind when restoring/repairing vintage equipment, where possible, equipment, in my view, should be kept working, if components are replaced it is up the individual keeper/restorer, to decide on how to replace faulty

components. It's not always essential to replace all of one type of component just because one is found faulty, but might save future problems.

It's also a good idea to keep a diary of what repairs, etc. have been done, this adds to its history and may help future keepers. I am sure (if we are honest) we've all fallen into the same trap experienced by the lad: spending a small fortune on replacing components, all of which were found later not to be faulty, to find out that it was a simple component, costing a few pence!

I believe it's important to keep, where possible, the equipment in working order. But it is very difficult now to find any vintage valved equipment, etc., of any age, which has not had some of its components replaced with modern types of the day - the alternative is to leave well alone and use for display purpose for others to enjoy at a museum.

I will let readers decide for themselves which path they will follow, but myself, I enjoy the thought of vintage equipment working and restoring in my case military radio equipment to where possible, near to its original condition.

Andrew Humphris  
Warwick

Reader's letters intended for publication in 'Receiving You' must be original and not be duplicated. Letters are accepted on the understanding that they have only been submitted to *Practical Wireless*. Please ensure that your letter is clearly marked 'for publication in Receiving You' and that it has not been submitted to other magazines. We reserve the right to edit or shorten any letter. The views expressed in letters are not necessarily those of *Practical Wireless*.



## HRH King Hussein

Dear Sir

In July 1995 I was listening on 14.195 u.s.b. 1625UTC and was thrilled to bits that I heard JY1 his Royal Highness King Hussein working DX, this prompted me to send him a QSL card to the address in the callbook. After a few months I sent another plus IRC without any success.

Early part of the year 1996, I was reading *PW* and came across the information that WA3HUP is the JY1 QSL Manager. So I decided why not, 3rd time lucky and on the 2nd of June 1996 the postman delivered an envelope which contained my JY1 QSL card via WA3HUP.

I am a very proud owner of this special card and its standing on the shelf of my shack. Confirmation of the JY1 QSL card can be confirmed by your Editor, Rob Mannion G3XFD. Rob saw the card on Thursday evening 11th June at the Cornish Radio Amateur Club meeting, when he gave a very interesting talk on the life and history of *Practical Wireless*.

On behalf of the club, I'd like to thank Rob Mannion for the kind words of encouragement he passed on to me during the evening. And thank you *Practical Wireless*!

Robert Guscott G20417 s.w.l.  
Cornwall

**Editor's reply:** As well as being the proud holder of the JY1 QSL card, Robert (like many others!) is waiting the results of the May RAE. Best of luck to him and you all. I hope to be working some new call signs soon!

STAR LETTER

## Key 'Treasure'?

Dear Sir



Maybe the enclosed photographs will bring a smile to your face. The Morse key that is rather tatty I dug up in the garden, it appears to have been one of my late father's, buried for how long I have no idea. The other one is a 1920s vintage and was used regularly to contact another operator, somewhere is the Bassett area.

If by any reason the operator could transmit on the given day (Wed) he would drop the other person a card to say so, maybe this was how QSL cards came about.

I remember well the shack in the garden of 288 Priory Road and the antenna 100ft long and 60ft high mast and was warned not to touch anything or else, of else what I often wondered. They were the good old days when a search around the bands might produce a signal of some sorts.

Keep up the good work, a wonderful magazine and I still like to browse through the 1945 and 1950s vintage mags, some of the prices of radio make me wish that I had hung onto those sets that had passed through my hands, 1155, AR88, CR100, Hammarlund, BC348. I could go on, but I want to cry....

Percy Robins G8BSK  
Southampton



Send your letters to the *PW* Offices, marking it clearly for 'Receiving You'



# NEWS

## 1996

Compiled by Donna Vincent G7TZB

## Trafficmate On The Move

'Trafficmate', the u.h.f. based 'in car' traffic information system, which uses the 430MHz shared band and has been causing interference with the Amateur Radio Service, is on the move to a new frequency. The Radiocommunication's Agency has announced that an alternative new frequency has been allocated and that 'Trafficmate' is to be moved by 1998.

In a separate statement, and in reply to questions addressed to him directly by *Practical Wireless* Editor **Rob Mannion G3XFD** on the continuing problems with u.h.f. car 'radio keys' being 'blocked' by other services (also on the 430MHz band), **Barry Maxwell** the Director of the RA's Radio Investigation Service has drawn attention to the Agency's policy. In his reply, Barry Maxwell clearly states that the RA's opinion that it's the motor industry's responsibility to produce equipment which will work to the appropriate MPT conditions. (See full story and comment on 'Keylines' page this issue).

## Can You Help?

**Jacques Cornet** is looking for documentation on a CT554 quartz crystal unit test set. If you can help Jacques please contact him at **Eikenlaan, 22, B1640 Sint Genesius Rode, Belgium**.

Do you have a copy of the schematic diagram for the **Cambridge Audio Model P50 stereo amplifier** or know of a shop or company that could supply one? If so **C. S. Ventour of 26 Hillcrest Drive, Battoo Lands, Marabella, Trinidad, West Indies** would be pleased to hear from you.

## National Novice Contest

**Poole Radio Society** will be holding their **Second National Novice Contest on Sunday 22 September 1996** from 1400-1600UTC. The contest is designed to give Novices an introduction to contests and the rules have been designed to be simple and easy to comply with and therefore encourage more people to have a go.

### The general rules for the contest are as follows:

**Bands/Power:** Contestants can use the 50 and 430MHz bands and therefore use only those sections of the bands, modes and powers permitted by the Novice Licence and in accordance with the band plans. Those working c.w. operators are asked to ensure that they don't send faster than the Novice Station.

**Sections:** There will be a single section for all Novices. Help and encouragement in setting-up stations is welcomed, subject to licence conditions and the same basic callsign should be used throughout the contest.

**Locations:** Stations can operate from up to two locations and may switch between locations as they wish. A location is defined as an area of land within a circle of 10 metres diameter.

**Exchange:** Each station may be contacted for points once on each band. Some indication of locations must be exchanged and usual reports should be exchanged for the mode being used (e.g. 57 on 'phone). Serial numbers are not necessary but the time of each QSO must be logged accurately.

**Scoring:** Novices score 3 points per QSO. No points will be available for duplicate contacts, even a location change. No points will be available for QSOs through repeaters and there are no multipliers.

**Logs:** Completed logs should be sent to **Colin Redwood G6MXL, 45A Lulworth Avenue, Poole, Dorset BH15 4DH** and should arrive over the first weekend in **October**. Any recognisable paper log sheet will be accepted as long as it contains the time, band used, callsign of station worked, reports exchanged and location of station worked and points claimed for

each QSO. Make sure you include your name, address, callsign and location details and that you add up your score for each band and in total. Check logs from listeners and transmitting stations are also welcome.

**Winners:** A small cup will be presented to the winning station on each band and overall. All entrants will receive an A4 certificate and a results summary. Make sure the names of each operator who requires a certificate. A special certificate will be also awarded to the Novice station who submits the neatest hand written log.

**So, what are you waiting for? Dust off that rig, find a location and get 'contesting'!**



## Citizens Band Versus Mobile 'Phones

The Radiocommunications Agency recently announced that the 934MHz Citizens' Band (CB) Radio service will be withdrawn on 31 December 1998. The Performance Specification to which all 934MHz CB transceivers were manufacturer certified, was withdrawn in 1988 and the fact that to date no new sets have been manufactured or imported, the RA has allowed 934MHz users to continue using their equipment

but has always made it clear that it would be for a limited period.


Because of the continuing growth in the demand for mobile 'phones' the RA has given permission to Cellnet and Vodafone to operate analogue mobile services in the 934-935MHz band on a temporary basis. This is the first part of a reorganisation plan of the 934 spectrum with the intention of increasing capacity for digital GSM telephones in the upper

part of the 900MHz band.

Owing to the fact that 934MHz CB equipment would be incompatible with the new developments has lead to the RA's decision to withdraw the 934MHz CB service. From 1 January 1999 use of 934MHz CB equipment in the UK will no longer be permitted however, the CEPT and UK only 27/81 services will continue to be available for CB licence holders.

## New Catalogue

**Waters & Stanton Electronics** now have available copies of the new Alinco catalogue. The A4 colour catalogue brings together the complete range of Alinco products. To get your free catalogue contact **Waters & Stanton at 22 Main Road, Hockley, Essex SS5 4QS. Tel: (01702) 206835.**





## Telecommunications Exhibition

The Kerry County Museum in Ireland is currently running an exhibition on the development of telecommunications and broadcasting, tracing the history of telegraphy, telephone, radio astronomy and information transmission systems. The exhibition, entitled Marconi to the Music of the Stars, has been put together with assistance from the Marconi Foundation, Radio Telefis Eireann, Telecom Eireann, The Science Museum, The National Museum of Film & Photography, The Museum for Technology & Work, Radio Kerry, Radio na Gáeltachta and The Irish Radio Transmitters Society.

On display at the Marconi exhibition are some early pieces of experimental equipment used by Marconi, early telephone sets, the first radio sets, television equipment and much more. Many of the great scientists such as Morse, Hertz, Bell, Baird and Edison are also featured within the exhibition displays.

An amateur radio station will be in operation throughout the duration of the exhibition and any licensed radio amateur who wishes to operate the station should contact Tom EI3HH on 010-35368 31967. The exhibition is open until the end of October.

## Naughty Nought!

Last month we reported that Yaesu had launched a new dual-band mobile transceiver, unfortunately those editorial gremlins got in, sabotaged the story and pinched a nought! This resulted in us incorrectly labelling the new Yaesu rig as the FT-800R when it should have in fact been the FT-8000R! Apologies go to Yaesu UK and to all who may have been inconvenienced by the error.

## May RAE Results - Could Do Better?

Did you take the RAE in May? If you did, you'll be interested to hear what the City & Guilds examiners thought of candidates efforts. But there's no need to worry because on the whole...your report is not too bad according to the statement issued by the C&G for the May 1996 examination!

General comments from the C&G for the May RAE are "Although some candidates found the paper difficult, generally candidates were well prepared. Again there was some evidence that benefit would be gained by greater

use of practical demonstrations in courses of study for the examination. Knowledge of some of the fundamental measurements in an amateur station were lacking: for example, only 39% of the candidates knew how to measure the d.c. power input of a transmitter".

The C&G statement also reported that "Out of a total of 1378 candidates taking the paper, 1009 (73.2%) were successful". For further information and copies of the full detailed report on multiple choice Question Paper 7650-001, Radio Amateur's Examination May 1996, Contact Roger Bone at City & Guilds on 0171-294 2468 (Ext. 2766).

## Radio In Newbury

For the past two years Axon Systems have traded as the Newbury branch of Lowe Electronics however, in late June the shop opened its doors to radio enthusiasts with its own name above the door. Axon Systems specialise in mobile communications and stock a wide range of radio equipment from manufacturers such as Icom, Kenwood, Yaesu and AOR.

Julian Swift-Hook G1DFI, Director of Axon has been involved in radio for over 25 years and is keen to ensure that amateurs and short wave listeners have access to a radio outlet in Newbury. Axon also stock components, offer a kit service for those with a 'shopping list' for particular projects and deal in GPS receivers, and marine and air band radios.

Axon Systems Radio Electronics can be contacted at 108 Bartholomew Street, Newbury, Berks RG14 5DT. Tel: (01635) 522122.

## Web Site

MuTek Limited of PO Box 24, Long Eaton, Nottingham NG10 4QN have recently launched their very own World Wide Web site. So, if you'd like to contact them using the Internet the address is: <http://ourworld.compuserve.com/homepages.mutek> Of course, if you don't have access to the Internet you can still contact MuTek by post or alternatively by calling 0115-972 9467.

## To Change Or Not To Change?

As previously reported on these pages (May 1996 PW) the Radio Amateurs Examination (RAE) was due to take on a new format as from May 1997. However, following receipt of a letter from the City & Guilds stating that the changes had been postponed, the Newsdesk Editor Donna Vincent G7TJB contacted the Radio Society of Great Britain (RSGB) to find out exactly what decisions had been taken.

The official report from the RSGB is that although the Society supported the proposed revisions and supported the move in principle to modernise, reduce the cost to candidates and improve the RAE there were several aspects of the changes that they were concerned about. Therefore after consultation with the Radiocommunications Agency (RA) it was agreed that the changes should be put on hold and that further discussions between the RA, RSGB and City & Guilds be held.

Therefore the RAE will now continue in its current two paper multiple choice style until any changes are agreed. Candidates can rest assured that they will be given plenty of time to prepare for any changes which are introduced in the future.

The PW Newsdesk will bring you more news as soon as it's available.

## Holiday Receiver Kit

The latest offering to come off the Howes production line is the DC2000 Receiver kit. The DC2000 has been designed to meet the needs of the Novice constructor and those seeking an effective, but low cost receiver suitable for portable and holiday use.

The receiver is a direct conversion type with integrated circuits for the double balanced mixer, audio preamplifier and loudspeaker driver stages. It's claimed to have a high sensitivity (typically -118dBm, 0.3µV for 10dB signal to noise ratio in an SSB bandwidth). Band changing is done by means of plug-in band modules.

One band module is provided with each kit (3.5MHz is the standard, or to customers choice). Optional modules are available to cover all the h.f. amateur bands, 1.8 to 28MHz. Modules for other h.f. frequencies can also be used.

The DC2000 kit comes complete with a p.c.b. and all board mounted components to build the receiver mother board, plus the circuit board and components for one band module. Full instructions and technical support are included.

An optional hardware pack (HA22R) is also available to ease the project. The DC2000 is interlinkable with other kits in the Howes range, including digital frequency display, 'S meter', narrow audio filter, transmitters, etc.

Both the DC2000 kit and the HA22R hardware are available from C.M. Howes Communications, Eydon, Daventry, Northants NN11 3PT. Tel: (01327) 260178. The DC2000 kit costs £22.90 and the HA22R, £18.90. Optional band module kits are £7.90 each. Postage & packing is £1.50 for kits, or £4.00 if hardware is ordered.





# NOVICE Natter

For Radio Beginners Of All Ages

**Elaine Richards G4LFM's news includes details of a summer party, seasonal jobs and the 'Rag Chewers Delight' - read on to find out more.**

## Summer Jobs

Hopefully, now August has arrived some more steady seasonal weather will have arrived too. The summer is an ideal time for doing all those outdoor jobs that you've been putting off and I don't mean mowing lawns, painting houses and the like!

If you have an outdoor antenna then the fixings and any ropes used to keep it in place should be checked for signs of wear and tear. It's all too easy to find your antenna in a heap during a winter gale otherwise.

Even something like a simple wire dipole can come to grief if the ropes holding it in place are perished. I

know it can be difficult to think about winter when you are barbecuing and sunbathing, but the seasons do turn and now is the time to get on with the work.

Antenna connectors should be checked for signs of corrosion, you can re-waterproof all the joints during the warm dry weather with ease. Things like self-amalgamating tape are much easier to use in warm

weather, as it is more pliable and adheres better to the connections.

Any external terminal blocks should be sprayed with silicone waterproof spray, even those that are inside plastic boxes. Obviously, if your antennas are mounted on the roof you need to take care that you do the job safely.

Don't tackle repairs to roof mounted antennas on your own unless you are sure you can complete the task without endangering life and limb. In any case it's often wise to have someone else around, just in case of accidents.

Other jobs that can be tackled at this time of year is a bit of antenna experimentation. Changing antennas around in the wet and dark can't be much fun, so make the most of the fine weather.

Along with summer inevitably comes the odd thunderstorm and it's really

important to ensure you're adequately prepared. Whilst there's very little you can do to protect your station against a direct hit, there are a number of precautions you can take to minimise damage.

The first and most basic precaution against lightning strikes is to completely disconnect your antenna when there's a storm about. As well as disconnecting the antenna it's also wise to ground it to a good external earth.

In addition to protecting against near misses antenna disconnection this can prevent static build-up from damaging your equipment. If you're unfortunate enough to live in one of the country's lightning belts you would be well advised to stick with antenna systems that maintain all elements at ground potential. If you don't, you could end-up with static damage as the storm builds-up.

It's not often I try and plug another magazine in the pages of *Practical Wireless*, but I'm sure the Editor won't mind (after all he's a very nice man!). The magazine *D-i-Y Radio* is produced by the Radio Society of Great Britain (RSGB) for amateur radio beginners of all ages.

*D-i-Y Radio* is only about 22 pages but contains just one and a half a page of advertising, so you get plenty of articles for your money! It will provide you with a very interesting and understandable read.

Let's be honest, not everyone who is interested in radio has arrived at the interest through various qualifications or their job. There are a large number of people who are interested in radio without being very technically minded.

The trouble is that sometimes the less (or non) technical people get overlooked when it's time to print magazines and articles for the hobby as a whole. This is where *D-i-Y Radio* wins, as it also provides good (and simple) projects to build, if the mood takes you.

In the issue I was reading this morning, there was a lovely project for a Delta Loop Antenna and a very useful article on static electricity. The latter article reminded me of several things I had not paid any attention to recently - whoops! The antenna article would be great for those with a bit of time over the summer holidays to do some experimentation.

It won't break the bank to subscribe to *D-i-Y Radio* magazine, just £9 a year, although if you are under 18 and pay £10 you can enjoy all the benefits of the RSGB as well! The magazine appears bi-monthly and you can get all the details you need to subscribe by contacting the RSGB. Their address is Lambda House, Cranborne Road, Potters Bar, Herts. Tel: (01707) 659015.



No doubt I am going to get into terrible trouble from both sides of the argument over this next item. But as I will be in trouble either way I may as well share it with you!

Michael Shread represents a group called ORACLE in the UK. Now ORACLE stands for Organisation Requesting Alternative licensing Through Code-Free Examinations. By now you are either tearing the pages out in disgust or cheering.

Anyway, the ORACLE group is a world-wide organisation that was formed in 1994 in New Zealand. They say that membership is open to all with an interest in Amateur Radio whether licensed or otherwise, who wish to open up the debate on Morse Code testing issues.

The ORACLE list fourteen reasons why they feel that countries should be allowed to choose how radio amateurs may qualify for an amateur radio licence. Having read though the list I can actually see what they mean in several cases, although that doesn't mean to say I am anti-Morse!

The Morse issue is a prickly subject and one that bothers many newcomers coming into the hobby. Quite often the thought of having to learn Morse puts people off from even trying. And I can quite understand, I would hate to have to try and learn a new 'language' these days.

Anyway, if you think you would agree with their sentiment, you may like to find out more about ORACLE by writing to 15 Hardie Court, Aberchirder, Huntly AB54 5TG. I'm not opening up the Morse-or-not-Morse debate, so please don't send me hundreds of outraged letter for or against!

Causing Trouble



## Summer Party

If you are spending all or part of your summer holidays at home then you might like to have a go at joining in the 70MHz 40th Anniversary QSO Party. It doesn't finish until September 30, so there should be enough time left to join in.

The whole aim of the Party is to increase the activity on the 70MHz band. So, even if you aren't able to transmit, you can still listen and see how many stations you can log.

The rules for the awards are quite involved. So, I would advise you to contact **Derek Thom** at **Southern House, 9 Southern Road, Cheltenham GL53 9AW** for a full set of the scoring and rules.

Hopefully during the time the 40th Anniversary QSO Party event is taking place a few of the more rare and unusual locations will be activated on 70MHz. This could also help those going for other awards too. Let me know if you have any success logging things in the 70MHz band.

## Charity Is RARE

Many radio amateurs get involved with charity work and raise funds in all kinds of ways for various good causes. The trouble is the rest of us rarely get to hear about it as these good people don't go around shouting about their good deeds.

I have recently heard about a group that are looking for new members to help with their work, they are called **Radio Amateur Relief Expeditions (RARE)**. Back in 1991 a group of radio amateurs were asked to provide the communications for some 200 volunteers renovating

## Rag Chewers Delight - 3.5MHz!

Perhaps 'Rag Chewers Delight' is a rather unfair tag for the popular 3.5MHz or 80m band, but there is an element of truth. I have fond memories of my early radio days with hours spent listening to pearls of wisdom from old-times on my ex-MOD receiver. Still, enough reminiscing, let's take a more detailed look at this band and how to get the best from it.

The precise frequency allocation for the band is 3.5 to 3.8MHz however, in the US and some other countries, the band extends right up to 40MHz. One of the main reasons for the band's undoubted popularity is the reliable daytime national coverage.

Propagation during the day is primarily via the ground-wave as most of the higher angle propagation is absorbed by the D-layer. This provides a reliable communication range of around 250 miles - just right for UK national coverage.

At night-time the situation changes dramatically as the D layer fades and long distance communications becomes possible via the consolidated F layer. In good conditions at night the range extends a good way around the globe.

Rather like 'Top Band' (1.8MHz), this band suffers rather badly from atmospheric noise, which tends to restrict long distance night-time operation to the winter evenings.

The amateur band-plan shows the range 3.5-3.6MHz as reserved for c.w. use, while RTTY and other data modes use 3.6MHz  $\pm$ 20kHz with Packet using 3.59-3.6MHz.

You will also find SSTV and FAX signals at 3.735MHz  $\pm$ 5kHz. The remaining band up to 3.8MHz is used almost exclusively for 'phone operation.

To help those wanting to try DX operation the band-plan advises that 3.5 to 3.510MHz and 3.79-3.8MHz should be reserved for intercontinental working. You will also find that 3.635-3.65MHz is used by stations in the old Soviet republics for long-range contacts.

Another classic feature of the 3.5MHz band are the regular Nets which are operated by a wide variety of special interest groups. Here's a few examples:

**AMSAT-UK: 3.78MHz - Monday and Wednesday at 1900 plus Sunday at 1015; British Young Ladies Amateur Radio Association: 3.688 or 3.703MHz on Mondays at 1915 local time; Royal Naval Amateur Radio Society: c.w. Net 3.575MHz Monday-Friday at 1400 local time.**

If you're learning Morse there's help at hand through the RSGB's GB2CW Morse practice sessions. These operate on 3.55MHz at 1830hrs Monday to Friday, 1200 and 1930 on Saturday plus 1000, 1200, 1400 and 1930hrs on Sundays.

So, you can see that 80 metres is a truly versatile and

interesting band. It's certainly a good place to start if you're

contemplating a single band rig as it's used by a large number of people over a wide range.



There are a variety of special interest Nets on 3.5MHz, AMSAT UK is just one of them (see text).

different projects in Romania such as hospitals and orphanages.

Since 1991, the RARE group has been involved in renovating medical centres in remote villages in Romania. They have also escorted a relief convoy to Split in Yugoslavia and have been involved in a number of relief projects in Africa and Bangladesh. Other work done by RARE includes setting up camps for students in disadvantaged countries such as Africa and Bangladesh.

In January 1995 a small group from RARE went to Tumu Severin and met with local teachers. With local support they set-up a camp in the area and 13

radio amateurs left the UK in two vehicles kindly loaned by The Rover Company. The 80 students in the camp were keen to learn about life in the UK and enjoyed the amateur radio workshop.

The project was so successful they have decided to repeat the event again this year. Even more venues are planned for 1997 and obviously they need people to staff each camp.

They RARE group need people who can organise sports, arts, walks or anything else that will interest young people between the ages of 10 and 18. These young people will be orphans, disabled or disadvantaged and

therefore the camps give them something to look forward to.

Membership of RARE is £7.50 a year, but they'll accept all the donations they can get. They are also looking for people who can spare the time (about two weeks a year) to help out at these camps. If you are interested in finding out more or would like to get involved contact: **RARE at 1 Allfield Cottages, Conover, Shrewsbury SY5 7AP. Tel: (01743) 873815.**

## Fun-Phones In The Garden

By the time 'Novice Natter' appears it will be well into the long school holidays. So how about some summer fun in the garden with a bit of science thrown in?

All you need are two old dynamic earphone inserts (from old telephones or surplus stalls at rallies) and some twin lead wire and you've got a really simple fun-phone. If you're still young enough to have a 'den' in the garden (when you grow up you have a shed or a garage to 'play' in!) you'll be able to use the fun-phone to speak from the house to the 'den'.

All you do is link the earpieces together with the twin wire to provide very basic telephones. In effect you use them in the same fashion as the 'tin and string' telephones. There's no bell...you just whistle or 'whoop' to call the other end.

You speak into the earphone and then listen through it in turn. Your voice causes the sound pressure waves to vibrate the diaphragm in the earpieces which then in conjunction with a magnet and coil (just like a very simple electrical generator) develops a current which flows to the other earpiece.

At the other end the varying current (representing your voices) is then turned back in to (faint) sounds and you can talk for free! No batteries are needed, you don't have to turn it off and you've played with science!

Try it out and next time I'll describe how your fun-phone can work with one wire. And you may even hear radio on it!

*Elaine G4LFM*

*That's all for this month, please keep your letters coming to me at PO Box 1863, Ringwood, Hants BH24 3XD.*



Zoë says:  
"keep the News and  
those Club  
magazines coming!"

# CLUB Spotlight

Compiled by Zoë Crabb

As most of you will now know, I am no longer a Miss, but a Mrs! Yes, I tied the knot with my husband Ian back on the 1st June 1996. It seems like a lifetime ago already! Through the pages of 'Club Spotlight', I'd just like to say a big thank you all for your congratulations, whether by letter (accompanied with your club programme) or by 'phone. Thanks very much indeed. All that's left for me to say is keep the news and those club magazines coming!

## Special Event Station GB5CR Rolls Again

Remember the Church's sponsored Cycle, Ride or Walk (CROW) from September '95? Well, on Saturday 14 September '96, it happens again all across England in around 25 counties, with cyclists riding from church-to-church to raise sponsorship money from their friends and

colleagues. This will be collected together by the County Historic Churches Trust for restoration of endangered, but beautiful old buildings.

In 1995, Harry Hogg G3NGX set-up GB5CR with G3SLI and G00IW at Greyfriars Church in the centre of Reading, Berkshire, and managed 135 QSOs, including GB2HCR at Harpsden Church, GB0SBF, GB5WSL, GB2RSN, G6UXM/P and GB5SH, which were all at churches with cyclists visiting/checking in.

There were some interesting QSPs between friends in some of the QSOs with these stations. Most of the contacts were on 80m (3.5MHz) with the local area covered on 2m (144MHz). Each contact was worth £1.11 in sponsorship, so you can calculate the cash raised by the station.

Operating from a tent in the churchyard can be draughty. It can be sunny, like National Field Day, but you also get questions from the uninitiated about cycles and Hertz, visits from the local press and people sheltering from the rain. All

in all, quite good fun. Come September 14th this year, there will be another Cycle Ride in most of the counties of England and there will be opportunity to put you local church on the air, in the knowledge that there will be others doing the same. On the day GB5CR will be on 3.5 and 144MHz and G3NGX is seeking to expand the number of active churches hopefully with local sponsorship for contacts by the station.

If 10 or 12 special event stations take part on the day,

it will be worth running an award for multi-church contacts. The Association of Christian Radio Amateurs and Listeners (WACRAL) has been of great assistance in previous years and many members will be on the bands that day.

If you'd like to know a bit more, then write to Harry Hogg G3NGX, QTHR or 'phone him on (01491) 872919

## Lighthouse Special Event

Back on May 3, the Banff & District Amateur Radio Club held its Annual General Meeting, at which it was recognised that the club had been extremely active in the last 12 months. This is despite the fact that the club is quite small, existing in a sparsely populated area of the UK, where potential new members are few and far between. However, the commitment and enthusiasm of the existing club members ensured a successful year.

In the last year, the club competed in three h.f. contests, National Field Day, Single Side Band Field Day and The Affiliated Societies Team Contest. In addition, this year the club intends to compete in the VHF Field Day as well.

The club operated four special event stations and perhaps the highlight of the year was the operation of the special event station located at Kinnaird Lighthouse, Fraserburgh. The argument still rages today on whether it was 50 or 51 steps to the radio shack from the ground floor, however, Mark McDermott, Club Secretary of the club, reckons that while carrying a table on your back and a reel of coaxial cable gripped between your teeth, it felt like 151 steps!

The station operated over a three day period and celebrated the 208th anniversary of the establishment of the light at Kinnaird Head, which was the first lighthouse in Scotland. On the second day of operation, the Young Lighthouse Keepers Club joined and exchanged greetings with other radio operators. They also had the opportunity to practice c.w. and examine the large collection of vintage radios which the club exhibited. As a result of the operation of the four special event stations, the other three included Banff Academy School, The 1st Banff Scouts and The Robertson Road Resource Centre, the club gained nine new Novice trainees. Well done!

Preparations have now started on next year's list of events and on Saturday 17 August the club will be holding its annual Super Surplus Sale. This event generates a great deal of interest in the North of Scotland, because of the lack of radio and equipment dealerships in the area.

Last year, people from the Orkneys, John O'Groats and Aberdeen attended the sale. This year the club intends to make a day of it and, after the sale, hold a BBQ and social get-together.

The Banff & District Amateur Radio Club meet every first and third Friday of the month at Banff Castle Community Centre, Castle Street, Banff at 7.30pm. Further information can be obtained from Mark McDermott GM0WIB on (01346) 561432.



Kinnaird Head Lighthouse, Fraserburgh.



Two members of the Young Lighthouse Keepers Club get the feel of radio equipment, circa 1940s at the GB0KHL Special Event Station, Kinnaird Head Lighthouse.

## Club On Net

The Bristol Amateur Radio Club have news that they think they are the first UK radio club to have a page on the Internet. If not the first, then they certainly claim to be the first to have a page of such quality! You can access it at the following address: <http://www.gifford.co.uk/~passim/barc.html>



## Anniversary Special Event

During 1995, the Poldhu Amateur Radio Club became the only club premises in the country to be listed as a registered Morse test centre for radio amateurs. The Cornwall Senior Examiner Test Examiner **John Garner G3KEC** was so impressed with the facilities available at Poldhu (GB2GM) that he invited the club to represent Cornwall for the RSGB Morse Test 10th Anniversary Special Event, which took place on Saturday & Sunday 11 & 12th May.

The club was issued with the unique callsign **GB10CNL** and test examiners from all over the county helped to operate the station. Over 200 Morse contacts were made.

The highlight of the weekend came when club member **Colin Kenyon** received his new 'A' licence through the post on Saturday, thus enabling him to use the callsign **M0ACJ** to contact GB10CNL. He later attended the club and made his debut at 'special eventing', in the presence of the County Senior Examiner and the West Cornwall Regional Examiner **Brian Stone G4BPJ** and his assistant **Brian Coyne G4ODV**.

**Carolyn Rule M0ADA**, who took her test at the same session as Colin and received her new callsign the following week, was also in attendance.



(L to R) **Brian Coyne G4ODV**, **Brian Stone G4BPS**, **Carolyn Rule M0ADA**, **Colin Kenyon M0ACJ** and **John Garner G3KEC**

## Saltash Special Event

A group of stalwarts from the Saltash and District Amateur Radio Club have been busy preparing antennas and portable masts for the special event station being organised by the club. This will operate over the weekend 31 August to 2 September 1996. The station will mark the centenary of Captain Henry Jackson pioneering radio experiments in 1895/96 between Naval ships at Devonport Naval Base.

The experiments were conducted from HMS *Defiance* which was formed by a number of old wooden hulks permanently moored in the Lynher estuary near Saltash. HMS *Defiance* was the early RN Torpedo training school. The site of the special event station (Saltash Community School, Weard) overlooks the river Lynher and Devonport Naval base.

Over the last few weekends, club members have been at Geoff's QTH cutting a set of nested dipoles to cover the h.f. amateur bands. Kevin, the club chairman, brought along his antenna analyser to check the s.w.r.s and resonant frequencies. This was an invaluable aid in tuning the antenna.

It is hoped to cover all the h.f. bands, except 'Top Band' (1.8MHz) and also to run a v.h.f. station for local contacts. There will be a special QSL card for all contacts made with GB0HJC. These are being sponsored by the RNARS Capt. Jackson later became Admiral Sir Henry Jackson and was one time present of the RSGB.

## New Premises

The West Kent Amateur Radio Club have recently suffered a serious set-back in so much as having its meeting venue completely gutted by fire. Unfortunately a great deal of equipment was lost in the blaze, which also made the building unsafe, so it has since been demolished.

However, the club has now moved to new premises in the Church Hall in North Street (off Prospect Road) Tunbridge Wells. Club meetings are as before, on the 1st and 3rd Friday of each month with the possible exception of August.

Any visitors or potential new members will be most welcome to any of the meetings and coffee or tea with biscuits are always available. Find out more from **R. J. Taylor G3OHV** on (01892) 664960.

## Full Programme For Hoddesdon

Hoddesdon Radio Club has had a very full programme this year and a recent visit by Chris Taylor from Martin Lynch was very well supported. Six members visited the Dayton rally and followed this by attending the Grand Haven Club in Michigan and the Scarborough club in Toronto.

The club is twinned with the Indian Mound Radio Society in Volusia County - Florida - and about 50 copies of its magazine cross the Atlantic, courtesy of the Treasurer who has a house there. Future events include a visit by AKD Products, speakers on subjects include astronomy, beer and wine making and special events. An unusual feature is the amount of ladies who attend the club on a regular basis. For further details and a magazine, contact **Don G3JNJ** on 0181-292 3678.

## SARCon Is On Again

In 1995, the Scottish Amateur Radio Convention did not happen. The event, always regarded as a Scottish September land-mark, was blurred-over and left a gap in the trading and socialising scene for radio amateurs in the north.

The good news is that on 21 September 1996 the Scottish Amateur Radio Convention returns to its popular Glasgow venue at Cardonald College. Its sponsor, West of Scotland ARS, intends that it bounces back full of life, attracting exhibitors and visitors from all over Scotland as well as the north of England and from Ireland.

Traders have responded very well to the news that the convention is 'on' again. Likewise, the RSGB will be in attendance as well as other special interest groups with

newcomer UKRS also taking space this year. A disappointment is that BYLARS is unable to take a table as, these days, they are too few in number.

As well as the trade stands, there will be Morse tests, radio/communication forum, Bring & Buy, raffle, v.h.f. talk-in, courtesy of Scottish RAYNET, and refreshment facilities provided by the college. All the ingredients are there for a good day at the convention.

For those wishing to stay overnight, Greater Glasgow and Clyde Valley Tourist Board has provided a list of hotels and guest houses near the college offering a wide range of facilities and prices. The Board's advance booking service on 0141-221 0049 is available to SARCon96 visitors.

For the list of accommodation and more details about SARCon96 please contact **Ron GM7BOW** on Tel/FAX: 0141-773 2882.



General view of club stand, (L to R) **Bill Rabbitt GOP2P**, **John Riley G0RPG**, **Norman Shelley G4JYP**, **Ken Daniels G7UKD**, **Guy Wood G8NRF**, **Chris Davies G7GZB**, **Brian Halsdon G6XRE** and **Paul Mackie 2E1EDQ**.

## Best Stand Award

At the Norbreck Amateur Radio, Electronics & Computing Exhibition, which was held in Blackpool, the Warrington Amateur Radio Club won the best stand award. The cup was presented to Novice club member **Paul Mackie 2E1EDQ** by RSGB President **Peter Sheppard G4EJP**.

The photograph displays the new club sweatshirts which, after vetting and approval by the Warrington Borough Council, incorporate the Warrington crest with the club's name and members' callsigns.

The club meets at Grappenhall Community Centre, where members have exclusive use of a shack and every effort is made to provide a talk or other organised activity every week. More information can be obtained from **Ron Davies G0WJX** (Club Chairman) on (01925) 763447 or from **John Riley** (Secretary) on (01925) 762722.



Presentation of club stand trophy to **Paul 2E1EDQ** by RSGB President **Peter Sheppard G4EJP**.

Send your club information to Zoë Crabb at the PW Offices.



# Introductory Subscription Offer



Are you -

- Tired of looking for a newsagent that still stocks 'minority hobby' magazines?
- Having trouble getting your copy of *Practical Wireless*?
- A regular reader?

If you've answered 'YES' to these questions, we've come up with an offer especially for you. Take out a new subscription now and every month we'll send the latest issue directly to your home so you'll get them before your local newsagent *and you'll save money.*

- Take out a new 1 year subscription for just £25 - you save on *the cover price and we pay the postage.*
- Take out a new 2 year subscription and we'll cut the price to £45 - *save even more.*
- Take out a new 3 year subscription and we'll let you have it for an amazing £50 - *the best deal ever!*

That's right, if you take out a **NEW 3 year subscription** now, you can have 36 issues of *Practical Wireless* posted directly to you for just **£50** - a massive saving of **£29.20** on the current cover price. And don't forget, any increases in the cover price for the next 3 years will not affect you because you will be guaranteed to receive 36 issues for just **£1.38** each - that's almost **37%** off the current price of each issue.

This is a **limited period Special Offer** for **NEW UK subscribers** only so don't delay - call our **SUBS HOTLINE** on **(01202) 659930** or fill out the coupon **TODAY**. You can then forget about searching for Britain's best selling radio magazine very month, it'll come through your letterbox *and you'll be saving money*

**OPTION 1** Take out a **NEW 1 year** subscription for just **£25** - you save on the cover price and we pay the postage.

**OPTION 2** Take out a **NEW 2 year** subscription and we'll cut the price to **£45** - *save even more!*

**OPTION 3** Take out a **NEW 3 year** subscription and we'll let you have it for an **amazing £50** - **THE BEST DEAL EVER!**

PLEASE ARRANGE THE FOLLOWING **INTRODUCTORY SUBSCRIPTION:**

- OPTION 1** - 1 year @ £25
- OPTION 2** - 2 year @ £45
- OPTION 3** - 3 year @ £50

NAME .....

ADDRESS .....

POSTCODE .....

PAYMENT METHOD

- cheque
- postal order
- credit card

Card No:

To: PW Publishing Ltd., FREEPOST, Arrowsmith Court, Station Approach, Broadstone, Dorset. BH18 8PW

**PW SUBSCRIPTION OFFER**



# Rounding-Up To The RAE

Avondale Centre, Cheadle Heath, Stockport, Cheshire. Morse classes commencing early September. For more information contact the Avondale Centre on 0161-427 7733 or from the course tutor G3KAF on 0161-439 4952.

Bexley College, Tower Road, Belvedere, Kent DA1 6JA. An RAE course will commence September 1996 and will consist of evening classes made up of Morse Tuition, Transmitting Theory, Operational Procedures, License Regulations and Short Wave Receiving. The course will run until May 1997 in preparation for the May examinations, the cost of the course will be £78 and will be tutored by Colin Turner. For more information please telephone the Guidance & Admissions Centre on (01322) 442331 Ext. 3888 and leave your name, address and telephone number so an enrolment form can be sent to you.

Bradford College, Hanson School, Sutton Avenue, Five Lane Ends, Bradford 2, West Yorkshire. A Morse course commences on September 18 for a 30 week course on Wednesday evenings from 7 - 9pm. At the end of the course candidates will have reached the 12w.p.m. Morse Test standard. The tutor will be Vicky Turner G0RJC and beginners are welcome. For information on enrolling etc., call Vicky Turner on (01274) 586882.

Balwearie High School, Kirkcaldy, Scotland. The Glenrothes & District Amateur Radio Club will be running an

RAE class on Monday evenings starting at 7.30pm. A Morse class will run on Tuesday evenings at 7pm, both courses start late September. For more details on either course contact Ken Horne GM3YBQ on (01592) 265789 (after 7pm).

Henbury High School, Whirley Road, Macclesfield. An RAE course in preparation for the May 1997 exam begins on September 10 from 7 - 9pm. Enrolment for the course takes place at the Ryles Park campus from September 3. Gordon Adams G3LEQ is the course tutor and more details can be obtained from him on (01565) 652652.

Keighley College, Cavendish Street, Keighley, West Yorkshire. Commencing on September 16 an RAE course will run on Tuesday evenings from 7 - 9pm. Enrolment will be in the week commencing Wednesday September 4. The course tutor will be Ralph Turner G3VRX. More details are available by telephoning (01535) 618555 or (01274) 586882.

Kingsland Community College, Houghton Regis, Dunstable, Bedfordshire. On the September 25 an RAE course will commence for those in the Luton, Bedfordshire area. The course tutor will be G3WLM. More details can be obtained by telephoning The Manager on (01582) 868258.

Morley Green Club, Mobberley Road, Wilmslow, Cheshire. The North Cheshire

Radio Club will be running RAE classes on Sunday evenings starting on September 8. The classes will run from 7 - 9pm with enrolment taking place on September 8 or any Sunday thereafter. Further details from Gordon Adams G3LEQ on (01565) 652652.

Murray Park Community School, Derby. An RAE and Novice RAE course will be running during evenings starting in September. Enrolment takes place on September 18 & 19th and more details can be obtained by calling the Murray Park Community School on (01332) 515922 or Frank Whitehead on (01332) 512080.

Newbury Technical College, Wiltshire. On September 12 an RAE course starts and will run on subsequent Thursdays from 7 - 9pm. A Morse Code for Amateurs course to reach 12w.p.m. starts on Tuesday 7 January 1997 from 7 - 8.30pm. Contact Newbury College on (01635) 35353 or Ray Oliver G3NDS on (01672) 870892 for more details.

Newstead Woods School, Avebury Road, Orpington, Kent. An RAE course leading to the May 1997 examinations commences on September 16 and will run on Monday evenings thereafter from 7.30 - 9.30pm. Enrolment by post to Bromley Adult Education College, Church Lane, Prince's Plain, Bromley, Kent BR2 8LD or by calling 0181-462 9184. Further details from Alan Betts G0HIQ, course tutor on (01689) 831123.

*It's the time of year when all budding Radio Amateurs should be thinking about enrolling on a Radio Amateurs Examination course. To help you find one in your area we've put together a list of all the RAE, Novice RAE and Morse courses that we've been told about. The list is laid out alphabetically by college or centre.*

Of course, the PW list is not exhaustive and there are many courses that are not mentioned here. For details of other courses that are running this year contact the City & Guilds at 1 Giltspur Street, London EC1A 9DD. Tel: 0171-294 2468 or FAX: 0171-294 2400.

For more information on becoming a radio amateur contact the Radio Society of Great Britain on (01707) 659015 or if you have a query regarding licencing then get in touch with the Radiocommunications Agency on 0171-215 2150. Finally, don't forget that if you need text books to supplement your RAE learning the PW Book Store stocks a comprehensive range (see pages 63, 64, 65 & 66 of this issue). To order a book use the Order Form in this issue or call the Credit Card Hotline on (01202) 659930.

Don't forget if you're unable to get to a college or centre you can contact the Rapid Results College on 0181-947 2211 for details of correspondence courses.

Ridge Danyers College, Marple, Stockport, Cheshire. RAE classes commencing early September. For more information contact the college on 0161-427 2382 or from the course tutor G3KAF on 0161-439 4952.

Swindon Technical College, Wiltshire. On September 16 an RAE course starts and will run on subsequent Mondays from 7 - 9pm. Contact Swindon College on (01793) 4983000 or Ray Oliver G3NDS on (01672) 870892 for more details.

Tile Hill College, Tile Hill Lane, Coventry CV4 9SU. Commencing September, RAE, Novice RAE and Morse courses. Contact Mike Dixon G4GHJ on (01203) 694200 Ext. 221 for more details.

Warrington College Institute, Winwick Road Campus, Warrington. An RAE course in preparation for the May 1997 exam begins on September 12 from 7 - 9pm. Enrolment for the course takes place from September 3 - 6th. Gordon Adams G3LEQ is the course tutor and more details can be obtained from him on (01565) 652652.

Weald College, Brookshill, Harrow. An RAE course of 25 lectures starts on September 25 at 7pm and will run on Wednesday evenings thereafter. The lecturer for the course will be John G4UBB. All enquiries should be made to the college on 0181-420 8888.

Wigan & Leigh College, School of Engineering & Applied Science, Parsons Walk, Wigan WN1 1RS. An RAE course in preparation for the May 1997 examinations starts on September 9. Enrolment for the course is from August 27 to 29th inclusive between 6 - 8pm. Contact Janet Jolley on (01942) 501501 Ext. 2521 for further information.

So, what are you waiting for? Look at our list, pick a course and make sure your name is among the next batch of new licensees!



# The PW Rugby

## 7MHz SSB & CW Transmitter



By Dave Howes G4KQH

## Part 1

*Dave Howes G4KQH describes the Rugby, his design for a companion s.s.b. and c.w. transmitter for the PW 'Daventry' receiver. Dave says you can build your own s.s.b. transmitter - it's easier than you think!*

Photograph of interior of completed PW Rugby transmitter.

Have you ever felt that building a decent quality s.s.b. transmitter was probably rather difficult? Well the PW Rugby (named after the famous l.f. transmitter just up the A5 road from the old BBC short wave transmitter which has now closed down) sets out to dispel any such thoughts.

The PW Rugby is a straightforward transmitter and is constructed on a single printed circuit board (p.c.b.) and provides up to 10W p.e.p. output. You could get on the air with both s.s.b. and c.w. and enjoy the satisfaction of running home brewed equipment.

The Rugby has a front panel power control for c.w. So that you can run at true QRP levels, or a little higher for difficult conditions.

In use, the Rugby can be tuned either by a v.f.o. (not on the p.c.b.) or via a simple interface (to be described in a following issue) from the companion Daventry receiver. This gives transceive operation.

Altogether the Daventry receiver and Rugby transmitter provide a very fine rig for the serious QRP operator. Its 10W peak envelope power (p.e.p.) s.s.b. and 5W c.w. being the power limits for G-QRP club awards.



### Mobile & Portable

Operation is from a nominal 13.8V d.c. supply, so the Rugby should be ideal for mobile and portable operation as well as the home station.

Good S9 signal reports can quite easily be achieved with 10W and a decent mobile whip antenna on 7MHz. This is true even if the mobile whip is just mounted on a ground post in a small garden - as I can verify from personal experience.

There's no large collection of 'bells and whistles' on the Rugby. But the circuitry is designed to provide a good quality, clean signal with repeatable results without the need for any fancy test equipment or high levels of technical skill.

Extras such as speech processing and Morse side-tone can be added quite readily, if you wish.

### The Prototype

When I built the prototype I decided that I

would like the Rugby to be housed in a slim case to sit underneath the Daventry receiver. It should therefore have the same 'footprint' as the Daventry and should bring its main tuning knob up to a more convenient height above the bench.

In effect, the transmitter unit 'doubles-up' as a stand for the receiver. This design requirement more or less determined the size of the Rugby p.c.b. The power level and the tuning arrangements were specified by the Editor, so all I had to do was come up with the circuitry!


As the Daventry receiver has a fairly high standard of spurious signal rejection, I felt I should stick to good figures for the transmitter too. So, 60dB down for spurious mixing products and 50dB for harmonics seemed like sensible numbers to aim for. The finished prototype met these without any problem.

### Slim & Compact

As you can see from the heading photograph, the Rugby is quite slim and compact, without the p.c.b. being too crowded. There are only two front panel controls for the transmitter, c.w. power level and a c.w. transmit switch.

To transmit on s.s.b. you simply push the push to talk (p.t.t.) button on the microphone. There are no controls for this mode, the microphone gain is a preset control on the board. The third control on the front panel is the Independent Receiver Tuning (IRT) control for the Daventry.

You may wonder why the IRT was not on the receiver - the answer is simple. I did not know that the





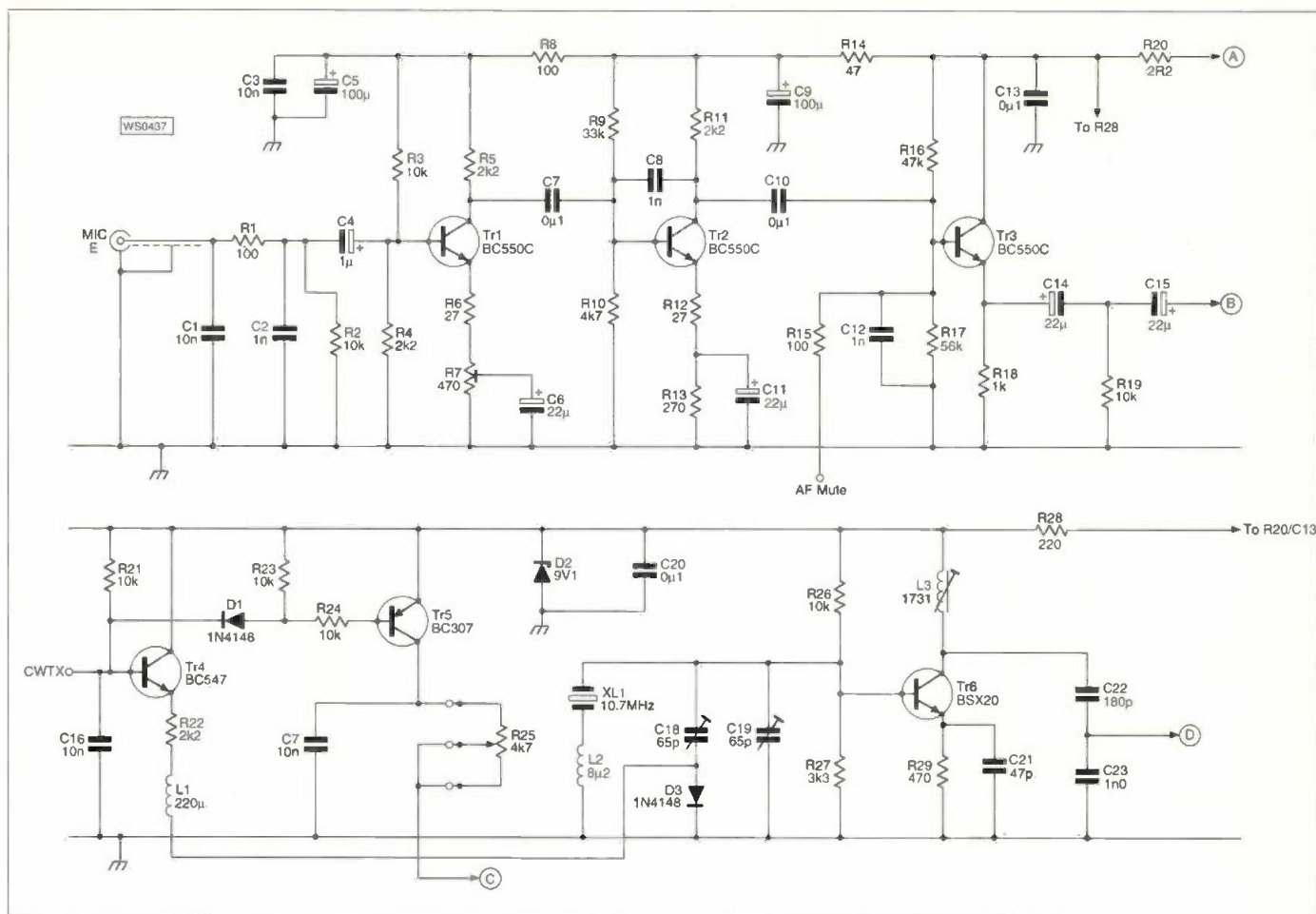


Fig. 1: Circuit of the Rugby microphone amplifier, c.w. logic and carrier oscillator.

magazine was going to commission a companion transmitter when I was asked to do the Daventry design!

Anyway, there are fewer controls on the transmitter. So from this point of view it makes more sense to have the IRT on this unit.

A five pin DIN socket on the back of the case takes care of all transmitter/receiver interconnections apart from the antenna feed. This is handled by a couple of SO239 sockets on the back of the unit with a relay switching the antenna over on the Rugby board.

Standardising on SO239 r.f. connectors throughout a station has its benefits. But you must make sure you do not plug the receiver's input into the transmitter's output by mistake!

### Circuit Description

The PW Rugby transmitter produces its s.s.b. signal by the 'filter method'. In effect it's virtually a mirror image of its companion ...the PW Daventry superhet receiver.

In the receiver, the 7MHz r.f. signal is filtered and converted to an intermediate frequency of 10.7MHz. It's then passed through an s.s.b. filter, amplified and then converted to audio and amplified to drive a loudspeaker.

In the transmitter, the audio signal from the microphone is filtered,

amplified, and converted to an i.f. frequency of 10.7MHz. Then it's passed through an s.s.b. filter, converted to 7MHz and amplified and filtered to drive the antenna. (Well that's what happens in simple terms – the process probably warrants a little more detailed explanation!

There are also side issues. These include such as how to time the transmit/receive switching so that there's no momentary 'howl-round' on change-over.

### Audio Stages

Let's now take a look at the audio stages. And I'll start with the microphone input which is designed to suit a typical low impedance fist microphone.

Audio input from the microphone is filtered to remove any r.f. that it may have picked up by C1, R1 and C2. The audio is then amplified by Tr1, Tr2 and Tr3 to a suitable level (this is adjustable by the Mic gain preset control, R7) to drive the MC1496 double balanced modulator (IC1).

The other input to the modulator is from the 10.7MHz crystal oscillator, Tr6. The output of IC1 is therefore a double sideband signal at 10.7MHz. The balanced nature of the modulator cancels out most of the signal's carrier (fine balance adjustment is provided by the preset, R32).

The signal is then passed through the crystal filter to remove one sideband (and a bit more of the carrier), leaving a proper s.s.b. signal on the filter's output. It's the upper sideband (u.s.b.) that's selected by the filter because the signal frequencies are inverted to lower sideband (l.s.b.) later in the circuit when they are mixed down to 7MHz.

### Mixer & RF Stages

Now it's on to the mixer and r.f. stages. The u.s.b. signal is amplified by Tr7 and passed on to the mixer, Tr8 for conversion to the 7MHz band. (The other input to Tr8 is either derived from a separate v.f.o. or from the companion Daventry receiver for transceive operation).

The tuneable signal at about 17.7MHz mixes with the 10.7MHz signal to produce the 7MHz output ( $17.7 - 10.7 = 7$ ). Unfortunately, mixing processes always produce many other spurious products in addition to the one you want.

However, a careful choice of i.f. and v.f.o. frequencies helps to minimise the 'sprogs'. In this respect the Rugby is pretty good. Good enough in fact, that a simple unbalanced mixer can be used, rather than a more complex double balanced device that would be needed with many other frequency schemes.

Despite what I've just said, the





mixer output still needs to be cleaned up somewhat. And four parallel tuned circuits with just the right amount of intercoupling achieve this.

The signal is now on the frequency band we require, with a spectral purity we can be proud of! All that remains is to boost the signal to the desired level, but making sure we don't add too much distortion in the process!

### Driver Stages

All the driver stages (Tr9 to Tr11) operate with plenty of r.f. negative feedback and standing current to ensure good linearity. The negative feedback also helps to reduce the gain variation between individual transistors.

The p.a. transistor, Tr12, operates with only a small quiescent current to keep the current consumption and heat dissipation reasonable. The bias current is stabilised for transistor temperature changes by the diode, D11, in thermal contact with the device.

Again, some r.f. negative feedback is employed to give some control over the p.a. stage's gain and to improve linearity. The gain of this stage, and hence the output power level, can be altered a little by changing the value of R70.

The 100Ω component listed in the circuit will probably give a little less than the maximum 10W r.f. output. A slightly higher resistance will reduce the feedback and increase the power. However, the output power should not be raised above 10W, as this would overrun the transistor.

Impedance matching to the p.a. stage is provided by transformers T1 and T2. These transformers are of far less critical design for this 7MHz application than they would be for broad-band or higher frequency use.

You should be able to use almost any type of ferrite cores designed for h.f. bands p.a. use without too much performance variation in this circuit. Out of interest I tried some single hole p.a. beads, and they worked quite well.

**Note:** You must be careful to get the direction (phase) of the windings correct though. Again the p.a. r.f. choke, L14 is not very critical. Various ferrite core types could be tried.

Cores used for the output filter coils, L15, 16 & 17 should be the specified type only. These need to have fairly exact inductance values, and be able to handle the transmitter's output power.

The output filter ensures that harmonics are kept at least 50dB below the carrier power – in other words, less than 0.1mW. You shouldn't hear that very far away!

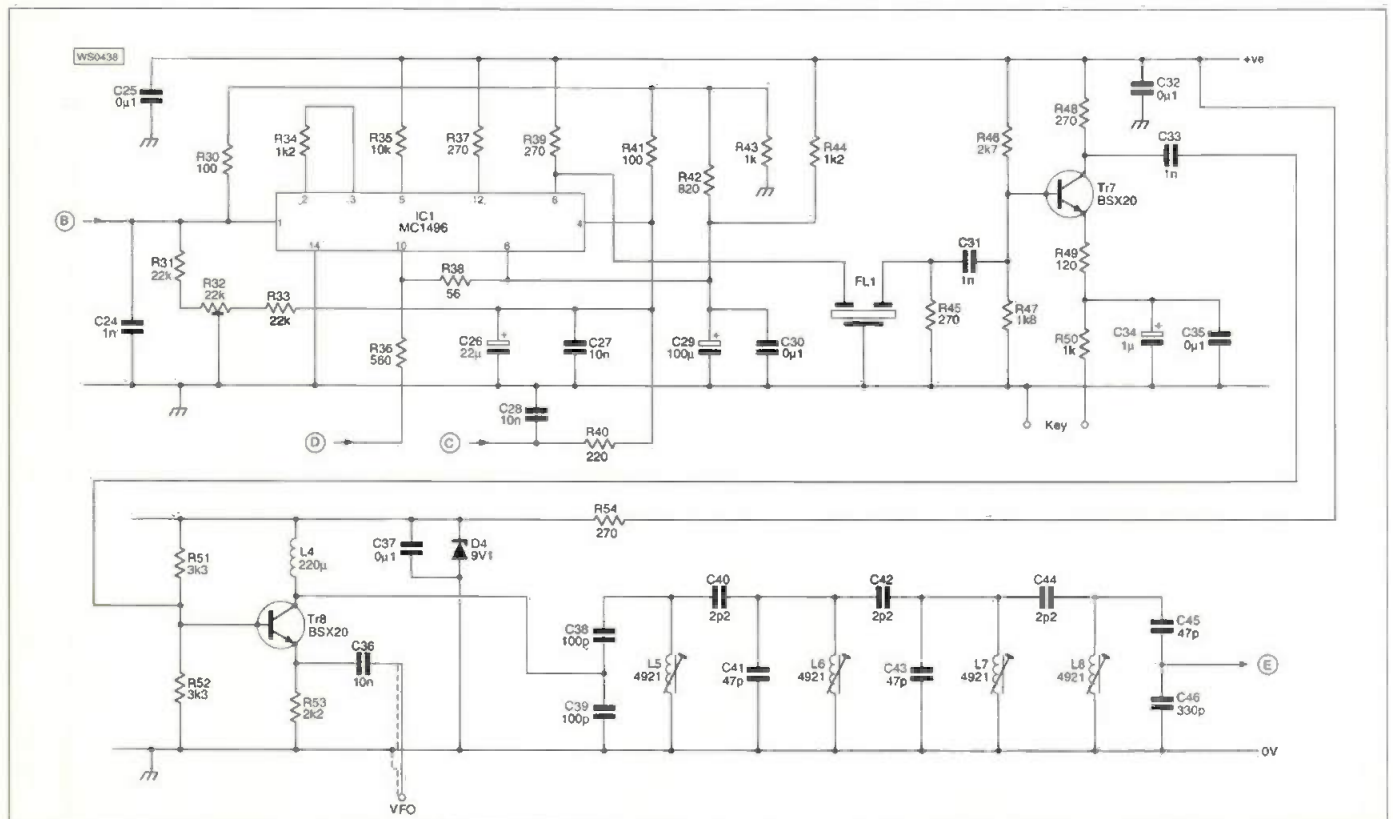
### Transmitting CW

When switching to transmitting on c.w., one of the two 10.7MHz carrier oscillator trimming capacitors, C18 is switched out of circuit. This is carried out by the action of D3 being turned off (via Tr4 from the c.w. TX terminal).

Switching off D3 brings the carrier frequency up by a nominal 800Hz. This provides the c.w. beat note and also brings it into the pass-band of the crystal filter.

Grounding of the c.w. TX terminal

Fig. 2: Balanced modulator, c.w. keying, mixer and filter.





also turns on Tr5. This feeds current (the amount determined by the CW Power control, R25) through to unbalance the balanced mixer, IC1. This allows the carrier signal though, instead of suppressing it, as it does in s.s.b. transmission.

To prevent audio from the microphone modulating the transmitter whilst on c.w., the microphone amplifier is grounded. This is done at the AF Mute (Audio Frequency Mute) terminal by a set of contacts on the c.w. TX switch.

Crude but effective! It should save the embarrassment of being heard cursing your sending errors by anyone listening in a.m. mode!

### Transmit & Receive Logic

Switching from receive to transmit and back again is not quite as simple as just pressing or releasing the button on a microphone may indicate. A number of technical things have to happen, and happen in the right sequence, if nasty noises are to be avoided!

If the transmission overlaps with the reception at all, you will certainly hear unwanted effects! It's also not a good idea for the transmission to either start or end with a momentary disconnection of the antenna. (p.a.) transistors tend to fail after a while if this happens.

The logic on the Rugby p.c.b. (Tr13 through Tr16) ensures that there's plenty of time for the receiver to mute, and that the antenna is switched to the transmitter's output before the transmission starts. It also ensures that the antenna is not switched away from the transmitter until the transmission is over.

You'll see from the circuit diagram that the antenna relay is fitted before the output filter so that the filter is also in circuit on receive. This adds to the front-end selectivity of the receiver (already very good if you're using the PW Daventry), but useful with many of today's wide-open receiver front ends.

If you find the transmit delay is a little long for your needs it can be adjusted. Reducing the capacitance of C68 will speed it up.

All in all, the Rugby is quite a straightforward transmitter, but it does have a reasonable level of technical sophistication. I hope its provision of s.s.b. as well as c.w. makes it a tempting enough project for you to think about clearing a small space on the bench, and getting the tools out!

So, get the tool box out and dust them off. Next month I'll describe the construction stages of the project and present the p.c.b. designs. PW

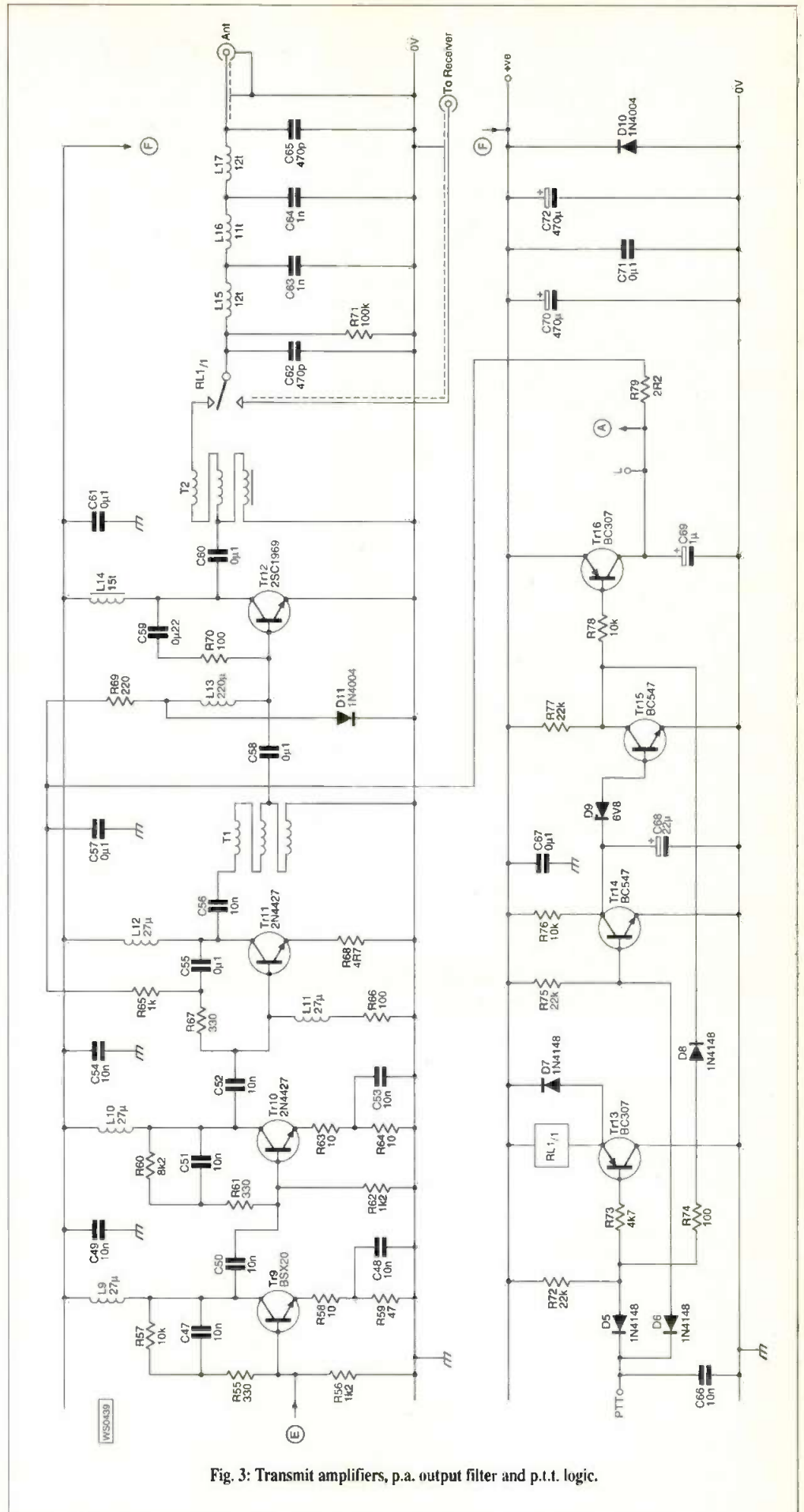


Fig. 3: Transmit amplifiers, p.a. output filter and p.t.t. logic.



# The Low Down

By David Butler G4ASR



You can get going on l.f. with the Datong v.l.f. converter (see text) and explore the new 73kHz band.

Following several years of negotiation by the Radio Society of Great Britain (RSGB) the Radiocommunications Agency (RA) are now prepared to allow operation on a new low frequency (l.f.) amateur radio band.

The intention of this article is to make you aware of the terms and conditions under which the authorisation is issued. I'll also be covering the types of propagation modes and the typical communication distances that can be achieved.

And I'll also be giving you an introduction to the type of practices and techniques you will need to adopt for successful contacts on this new l.f. band.

Readers of my regular 'VHF Report' column may question why (and with what authority) I'm writing an article on the low frequency bands. But there's no need to worry!

Professionally, I was previously involved with low frequency r.f. engineering. Fortunately, I retained some of my previous links with engineers still working in this area of the spectrum and was able to quickly get back up to speed!



via a Notice of Variation (NoV) and will only be granted by the RA to Class A Amateur Radio licensees. Permit holders may use any mode of operation provided they stay strictly within the 2.8kHz wide band and do not cause interference to other users.

The NoV permits a maximum power level of 0dBW (1W) effective radiated power (e.r.p.) at the main address. Operation is allowed from a temporary location provided 7-days written notice is provided to the district Radio Investigation Service (RIS) Office. However, no mobile or maritime mobile operation is allowed.

## Operational Problems

One of the operational problems that may be encountered on 73kHz is that there is, as yet, no harmonised l.f. amateur radio allocations. Two years ago an International Amateur Radio Union (IARU) paper suggested a shared allocation somewhere

in the region of 190kHz.

In France, the national amateur radio society (REF) have recently been conducting experiments at 143kHz. They are proposing (as expected) a common European frequency around 143-144kHz.

Early this year there was a proposal to adopt a European

Conference of Postal and Telecommunication (CEPT) administrations allocation around 140kHz. But this was rejected at a meeting in February.

However, it was agreed to consider (at its meeting in September) the possible use of either 132-140 or 148-149kHz. In the meantime the RA are issuing NoVs for the 73kHz band but there is a possibility that these may be withdrawn if a harmonised CEPT allocation is agreed in the future.

## Process Applications

The RA have asked the RSGB to process and vet all applications for a 73kHz NoV. The appropriate form should be requested from: **The Chairman, HF Committee, RSGB, Lambda House, Cranborne Road, Potters Bar, Hertfordshire EN6 3JE.**

On receipt of the form, you need to provide details of name, callsign, main address and whether you intend to operate from a temporary location. You also need to give details of transmission modes you are going to use and background information explaining the reason for the application and the intended uses of it.

The application is then forwarded to the HF Committee (via RSGB HQ) who consider the application before passing it through to the RA to issue the NoV.

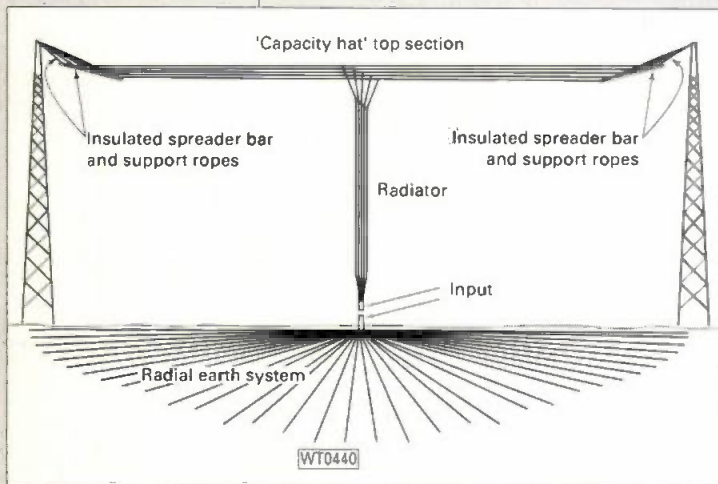


Fig. 1: A typical l.f. transmitting antenna (see text).

## Allocation Identified

The l.f. allocation identified and cleared by the National Frequency Planning Group (NFBG) is 71.6-74.4kHz. That's 73kHz plus or minus 1.4kHz.

Authorisation to use the band is



# on 73

*David Butler G4ASR leaves the v.h.f. bands (temporarily!) to provide the 'low down' on the recently allocated v.l.f. 73kHz Amateur Band.*

## What Use?

I guess one of the questions you may be asking yourself is "What use is there in having an l.f. allocation anyway"? And in my opinion there are many answers to that question!

All frequency bands have their own unique properties to which certain types of propagation are best suited. Basically this means using the band for what it's best suited to.

In the case of l.f. that could be taken to mean applications such as underground or underwater communication. One of the initial reasons for an allocation at these frequencies came from radio amateurs who wished to investigate propagation through the ground by transmission from underground caves.

Frankly I was surprised at the level of interest in the underground operation. But after a little investigation it does seem that a small, but significant, number of experimenters are interested in this technology.

Indeed, there is already one society (Ref.1), the Cave Radio and Electronics Group (CREG). It's been formed for these enthusiasts.

The society, associated with the British Cave Research Association (BCRA), publish a quarterly journal. This includes details of latest radio system developments, meetings and local contacts.

## Communications Underground

The use of l.f. is uniquely appropriate to cavers and those that wish to experiment with communications underground through rock. The practices are very different from those associated with long distance propagation.

The antennas used are based on magnetic induction techniques. And although not suitable for long distance communication, this type of antenna is eminently suitable for transmission through solid rock. Underground communication is clearly an interesting and developing aspect of l.f. propagation.

Another area that will provide considerable interest will be that associated with propagation effects. The low frequency part of the

spectrum has characteristics quite unlike those of higher frequencies.

Listening to other l.f. stations can be very rewarding. You'll find there's a remarkable correlation between the performance of these signals and propagation in the lower h.f. and v.h.f. range.

For example, stable amplitude and phase of signals (quiet conditions) are indicative of good transatlantic propagation on the 1.8 and 3.5MHz bands. Similarly, other known changes in the characteristics of l.f. signals will provide indications of auroral or Sp-E conditions on the v.h.f. bands.

Indeed one of the reasons I gave when applying for my NoV was to investigate propagation effects at l.f. and to make practical observations of D-layer enhancement following solar flare activity!

## Earthquake Activity

It's interesting to note that in the United States some researchers use l.f. beacons (and other activity) as an aid to identifying precursors to earthquake activity.

The monitoring of radio stations have detected frequency deviations and other electromagnetic anomalies before such events. Now I'm not suggesting in any way that this will be of use in the UK but you never know!

Other fields of investigation will include antenna design, new transmission techniques and receiver and transmitter development. And of course there's also the challenge of achieving long distance communication using inefficient, physically small antennas.

The 'challenge' is similar to the 'Everest effect'. You do it, not because it's easy, but because it's there! So as I've just described, the 'use' of an l.f. allocation can indeed be as diverse as many of the facets of amateur radio itself.

## Propagation Modes

Before I describe the propagation modes involved, it will be useful to ascertain exactly where in the spectrum the l.f. band is situated. I've shown this in Table 1.

Depending on the frequency band, radio waves may be propagated through or along the surface of the earth, through the atmosphere or by reflection or scattering from natural or artificial reflectors.

At e.l.f. and v.l.f., ground waves are propagated between the surface of the earth and the D-Layer for distances of several thousands of kilometres. This is often referred to as

Description	Abbreviation	Frequency	Wavelength
Extremely Low Frequency	e.l.f.	3Hz-3kHz	100,000-100km
Very Low Frequency	v.l.f.	3-30kHz	100-10km
Low Frequency	l.f.	30-300kHz	10-1km
Medium Frequency	m.f.	300kHz-3MHz	1km-100m
High Frequency	h.f.	3-30MHz	100-10m
Very High Frequency	v.h.f.	30-300MHz	10-1m

the earth-ionosphere waveguide mode.

At these very low frequencies the signals will penetrate into the ground, in some circumstances for hundreds of metres. At higher frequencies, the ground wave losses are so great that signals are generally propagated for only a few hundred kilometres.

Propagation at m.f., 1.8 or 3.5MHz consists of either ground wave or under certain conditions an ionospheric wave (sky wave) reflected from an ionised layer. The new 73kHz band lies in a 'no-mans-land' between v.l.f. and m.f. and will at times exhibit a mixture of propagation modes, both ground wave and sky wave.

Normally the only area of the ionosphere which will have any influence on propagation is the D-Layer. At 50-90 kilometres above the earth, this is the lowest of the ionospheric layers and exists only during daylight hours. The D-Layer

Table 1: Showing bands, terminology and frequencies.





reflects v.l.f. and l.f. waves, absorbs m.f. waves and weakens h.f. waves through partial absorption.

## Important Factor

Although the propagation mode is of course a very important parameter in the ability to work long distances, there is one other factor associated with l.f. working that has probably an even greater influence. This is associated with the reception of natural noise, consisting of thermal noise, atmospheric noise and cosmic noise.

Of the sources I've mentioned, it's atmospheric noise that has the greatest effect on the low frequency bands. In addition to this natural noise, consideration must also be made of man-made noise.

In general, man-made noise levels increase with decreasing frequency, although a specific source may not comply with this general rule. These noise sources usually determine the minimum detectable signal level in any receiver.

At v.h.f. and h.f., the ambient noise levels correspond to noise figures of typically 3-20dB. However, at l.f., atmospheric noise is dramatically higher, corresponding to noise figures of typically 90-150dB!

Hence, unlike v.h.f. operation, low noise amplifier performance is not usually a factor in the design of l.f. receivers. (Unless you live in the Arctic or Antarctic where atmospheric noise is extremely low).

## The Antenna

It's conventional amateur radio practice to use the same antenna for both transmitting and receiving. However, for operation on the 73kHz band this is not necessarily correct.

In the case of a transmitting antenna it's true to say that a large, efficient antenna is always the best r.f. 'amplifier' you can get. On receive however, it's a completely different matter.

Because of the inherent background noise at l.f. the task of a receiving antenna is not to produce a large signal but to produce a signal that has the greatest possible separation from the interference.

Given the high noise levels a very inefficient antenna, of only a few metres in length, will let atmospheric noise limit the receive sensitivity. Indeed, one of the penalties of using a 'large' transmitting antenna on receive is that the combined signal plus noise level is often too high for the receiver. This can cause overload problems requiring the use of attenuation ahead of the receiver input.

A suitable choice of receive antennas could be a frame antenna loop antenna (20 turns of wire on a 1 x 1m frame tuned by a 1000pF variable capacitor) or even a length of wire a few metres above ground strung around a fence.

An active antenna using a short whip about 1m in length could also be used. This type of antenna incidentally consists of a short element with (normally wide-band) pre-amplification located in the base assembly. The advantage is that, being small, the antenna may be located in a preferred 'quiet' location away from interfering fields.

Operators who use the 1.8MHz band will need no reminding of the Beverage antenna which was originally designed for v.l.f. reception. In its simplest form it consists of a very long straight wire, mounted between 1 to 4m above ground, and terminated at the far end.

The Beverage antenna is an excellent receiving antenna. But you do need some 'real estate' (a lot of space!) to take full advantage of its low-noise and directional characteristics.

## Problem Wavelength

For transmission, an efficient antenna is essential, the only problem is that at a frequency of 73kHz, the wavelength is 4.1km! This means that (for those of you struggling with

metrification) a half-wave dipole is well over a mile in length and will be impracticable.

The best type of antenna to employ will probably be a vertical radiator with a large 'capacity hat' assembly. These could be either an inverted L or T configuration.

The diagram, Fig. 2, shows a simple T-type antenna with a vertical radiator. This design has an overall capacitive characteristic which will require tuning out by inserting an inductor at the base of the antenna.

Very small antennas will need a very high *Q* matching circuit to achieve 'high' efficiencies. The *Q* factors could be at least 100, the penalty being that the bandwidth will be too narrow for s.s.b. use. Therefore low data rates (c.w.) may be the only viable option.

It's important to note that the radiation resistance of an antenna drops rapidly when the size is much less than half a wavelength. Most practical l.f. antennas will therefore have an extremely low radiation resistance, just fractions of an ohm.

Even if a large antenna is used, an extensive set of earth radials (although raised radials are better) would also be needed to achieve higher efficiencies. Indeed, it may be argued that an efficient, low loss, earth system is probably as important as the actual radiating portion of the antenna.

## Effective Radiated Power

Earlier I mentioned that the power level allowed on the 73kHz band is 0dBW effective radiated power (e.r.p.). That doesn't mean that the transmitter power is limited to 0dBW (1W). Far from it!

The power level is quoted as being in e.r.p. which means it must be related to antenna gain. For example, let's suppose you were allowed to run 10dBW e.r.p. This could be achieved by running 10W into a dipole or 1W into an antenna with 10dB gain, or anything in between.

So what do the figures mean for you operating on the 73kHz band? As described earlier a practicable l.f. antenna will be very inefficient. Even if you could build one, a vertical radiator 300m high would probably have a 'gain' of -10dBd.

## Suggested Reading

*Antennas and Techniques for Low-Band DXing* by John Devoldere ON4UN, Published by the ARRL.

*VLF Radio Engineering* by Arthur Watt. Published by Bell & Bain Ltd. 1967. (Out of print but highly recommended. Try your local library, they may well be able to get you a copy).

Continued on page 33



01702  
206835

# Waters & Stanton

## The Smallest 70cm Handy

From Alinco a complete 350mW 70cms handheld. Look at the price! Includes CTCSS, 20 memories and repeater shift!!



**£149**

**FT-736R Fitted 2m & 70cms + 6m!**

## FT-1000MP Deals!

AC Model  
£2849 £2249  
DC Model  
£2599 £2049



## YAESU Sept. Deals \*

Model	RRP	July Price
FT-1000MP-DC	£2599	£2049
FT-1000MP-AC	£2849	£2249
FT-990DC	£1999	£1599
FT-736R	£1999	£1399
FT-50R New	£329	£299
FT-840	£959	£789
FT-2500	£399	£329
FT-51R	£529	£399
FT-290RII	£599	£499
FRG-100	£599	£429

TS-870  
£2399  
**£1969**



## KENWOOD - Sept. Deals \*

TS-870	£2399	£1969
R-5000	£1059	£885
TH-79	£479	£409
TH-22	£254	£219
TS-790	£1959	£1649
TM-733E	£729	£629
TM-251E	£419	£355



IC-706  
**£995**

## ICOM - Sept. Deals \*

IC-706	£1195	£995
IC-775DSP	£3699	£3099

## ALINCO - Sept Deal

**DX-70**  
**£895**



DX-70	£995	£895
DR-130	£329	£289

\* THESE DEALS END ON 30th Sept.

**£349**

**WS-1000**

400 Memories and coverage from 500kHz to 1300MHz. It's a great performer

Excellent Strong Signal Handling

ALINCO DR-605 Dual-Band Mobile



**£495**

2m & 70cms 50 / 35W CTCSS & DTMF Full Duplex - Great Value

## ADI 2m & 70cms

## The Lowest Price Ever! AT-200

2 Watts  
6 x AA dry cell pack.  
5 Watts on ext. 12V  
Rx 130 - 174MHz  
1750Hz tone.  
DTMF built-in  
Programme Scanning  
Illuminated Keypad  
CTCSS Option

+ 70cms  
AT-400  
Ideal for  
NOVICE  
£189



**£164.95**

## WATSON SWR Meters

W-220 1.8-200MHz ..... £69.95  
W-420 118-530MHz ..... £69.95  
W-620 1.8 - 530MHz ... £139.95  
Each one QCd by us!

## WATSON Base Aerials



## (New Triple Bander)

W-2000 6m - 2m - 70cm  
The Model Designed for  
UK Bands no USA!

IN STOCK NOW

W-30 2m/70cms 3/5dB 1.15m	£39.95
W-50 2m/70cm 4.5/7.2dB 1.8m	£54.95
W-300 2m/70cm 6.5/9dB 3.1m	£69.95
W-2000 6/270cm 2/6/8.5dB 2.5m	£89.95

## Power Supplies

3 Amps to 30 Amps - Fully Protected



The Only Ones  
To have Passed  
New EMC Regsl

W-3A 3 Amp 12V current/Volt protected	£22.95
W-5A 5 Amp 12V current/Volt protected	£29.95
W-10A 10 Amp 12V current/Volt prote	£49.95
W-10AM 10 Amp 3 - 15V variable	£59.95
W-20AM 20 Amp 3-15V variable	£89.95
W-30AM 30 Amp 3-15V variable	£119.95

## The World's Smallest Scanner



## The Amazing Micro-Mag

### WATSON Mobile Aerials

WSM-270 Dual Bander 2m/70cm £24.95  
WSM-1900 25-1900MHz scanning £29.95

Each antenna comprises latest Japanese "super" magnet, black element and 2.75m of coax cable terminated in BNC.  
WSM-270 460mm, WSM-1900 400mm




### WHX-7000 Dual-Band Helical

**£19.95**

2m/70cms optimised - 205mm with BNC.  
The ideal replacement antenna for those pool factory jobs.

### WATSON WDB-30 Dual Band Amp

2m/70cms  
30 Watts Out  
Auto switching  
1-6Watts input  
Optimised for UK



**£139.95**

## ALINCO DJ-190E

**£199**

This is the new exciting handheld from ALINCO. For an unbiased opinion, read the PW Review in the May issue. It's the ideal rig to keep in the car, in the brief-case, or to take on holiday. At our price you can afford to!


- \* 2 metre Handheld
- \* CTCSS Encode
- \* 1750Hz tone
- \* 40 Memories
- \* Wideband Receive
- \* Ni-cads
- \* AC Charger

DJ-191E - similar to above but with key-pad £249



## ADI AR-146 2m Mobile

Our Price  
**£269**



This rig is superb. It leaves the competition for dead! At our price you can't afford not to have 50W high power 2m FM in the car.

## DJ-G5 Dual bander

New  
Low  
Price  
**£439**  
**£399**



Includes a host of exciting features. You get CTCSS built-in, 200 memories as standard and a wideband receiver covering 108-174 / 420-470 / 800-950MHz. You'll love its compact size and its electronic vol./squish controls. Send today for full details of tomorrow's handheld.

Shop and Mail Order; 22, Main Rd., Hockley, Essex. SS5 4QS Tel: (01702) 206835 Fax: 205843

VISA Branch Shop: 12, North Street, Hornchurch, Essex. RM11 1QX Tel: 01708 444765 ACCESS

MAIL ORDER To Hockley - 24 Hour Answerphone and Fax. Open 6 Days 9am - 5.30pm



# The Cushcraft R7000

By Steve Locke GWOSGL

*Busy h.f. operator Steve Locke GWOSGL has been trying out a new version of a popular vertical antenna...very much to his advantage!*

When I was asked by the Editor, Rob Mannion to review the new vertical antenna by Cushcraft, my initial thought was one of glee! I've never used a vertical antenna before, always using beams on the h.f. bands, and horizontal wires, dipoles, etc. on the l.f. bands.

Therefore, I looked upon the opportunity to operate on 7MHz in particular with a certain degree of enthusiasm!

## Well Packaged


When it arrived, the first thing I noticed was that the antenna was well packaged. The entire contents were enclosed within air-spaced polythene wrapping, no doubt in order to protect the aluminium sections from the rigours of transportation!

I decided almost immediately to erect the antenna. Such was my impatience to 'get cracking' on 7MHz!

I found the antenna's double-paged instruction booklet easy to understand, with very detailed diagrams. **Everything** was described or shown in detail, right down to the last nut and bolt, which no doubt would be of great assistance to those who are not so good at reading diagrams, such as myself!

The antenna itself was even supplied with warning labels for overhead power lines. Also included was a small sachet of grease for sealing purposes, and even a small rubber seal to cover the PL259 where it connects to the antenna.

I was also supplied with a glossy-finish information sheet, which gave details of expected s.w.r. readings on all bands. It covered the 7 - 28MHz, (including WARC) bands, and included close up photographs of the R7000 matching network, and the specifications.



The Cushcraft R7000 mounted above Steve Locke GWOSGL's main h.f. beam antenna.



## Assembling The Antenna

Although I've never assembled a vertical before, it took me just 40 minutes to finish assembling the antenna itself. This operation, thanks to the clear instructions, was quite straightforward.

All the traps were marked clearly, C1, C2, C3, etc., and were described as 'slim silhouette cylindrical type'. All materials used had that 'good quality' feel, even down to the stainless steel base screws.

The aluminium tubing used by Cushcraft has double walls for extra strength. Cushcraft also claim that the antenna 'can stand up to 80 mile-per-hour winds' (according to the glossy information sheet which was supplied). I must say that I found the antenna heavier than I had expected,

(the weight was actually stated as 8.2kg).

I had also expected the antenna to lean one way or the other when erected. However, when I came to install the antenna, it sat at 90° dead atop my tower with help from my friend Frank

GW7TFO,

at about 18 metres above ground level. It held up to some pretty strong winds within the first few days, although it tended to sway quite a lot.

## On The Air

After installing the R7000, I connected it to my main transceiver, a Kenwood TS-940S and was ready to go on air. Preliminary checks of the s.w.r. revealed that the standing wave ratio on the whole was excellent, and the highest reading I encountered was that of 2.5:1 on the 14MHz band.

On all other bands, the readings varied between 1.1:1 and 1.6:1, depending on what segment of the band I was on at the time. It was in fact, better than stated in Cushcraft's own information sheet!

The good results more than proved that the Pi-matching network does indeed work very well! In fact, the only band where I was required to use the tuner was on 14MHz, and then only if I ventured into the s.s.b. section!

At this point, it may be worth mentioning that I was initially very impressed with the drop in background noise level on the R7000 compared to my trap dipole on 7, 18,

# Vertical Antenna



and 24MHz. I have suffered to varying degrees with local background noise, sometimes up to S5, particularly on 7MHz.

Using the R7000, I discovered that the background noise had dropped significantly, to a mere S1! This of course, made operating on 7MHz much more pleasurable, and certainly easier on the brain!

### Most Challenging

I first used the R7000 on the band which I consider to be the most challenging from my point of view - 7MHz. Not having been a great user of this band, but having heard so much about the DX possibilities here, I was looking forward to putting the R7000 through its paces, both on s.s.b. and c.w.

On 7MHz, after tuning up, the DX certainly started to flow the GW0SGL way, especially on c.w. It provided me with many new DXCC countries on this band.

My total score on 7MHz while using the R7000 was 102 countries. These included: Australia, Saint Pierre and Michelon Island, Guadeloupe, French Martinique, Brazil, Argentina, Azores Islands, Tanzania, Malaysia, Trinidad, South Africa, Mongolia, and numerous European countries, which gave me WAC (Worked All Continents) in about three days!

Operation during daylight hours on 7MHz showed that the R7000's low angle radiation was more suited to DX work than 'inter - UK'. These signals at this time of day were at higher levels on my dipole antenna, but nevertheless, the R7000 still performed adequately enough for lengthy short - haul ragchews.

All told, my view of the R7000 on 'forty' is that it is an excellent radiator, and I think it's well worth looking at if you are interested in working DX on the 7MHz band. I should add that I used a maximum of 100W on all bands while testing the antenna.

### Countless Contacts

On 10MHz the antenna performed equally well, giving me contacts with no less than 32 countries, with countless contacts with north America. Additionally, I managed some very good QRPp (the little 'p' means less than 1W) contacts all over Europe during late afternoons and early evenings.

My 14MHz operation proved just as rewarding. Although I must admit, compared to my Hy-Gain TH7 7-element tribander it was approximately 3 to 5 S points lower on all contacts.

I know that my comparison is unfair, as most stations on the h.f.

bands use horizontal polarisation and there being a resultant loss of signal between vertical and horizontal antennas. Despite this I still feel that my findings are worth mentioning.

Having compared the vertical and the beam, I should mention I still worked all continents on 14MHz. I also worked 79 DXCC countries on both c.w. and s.s.b., although to be fair, I didn't operate on this band a great deal.

Countries worked on 14MHz included South Africa, USA, Senegal, Taiwan, China, Sri Lanka, Nepal, Chad. I also worked all over Europe, Australia, Japan and many others, mostly with good copy depending on prevailing propagation conditions.

I feel that it's also worth mentioning that the background noise level on the 14MHz band (I do unfortunately, live in a very noisy r.f. environment) was considerably lower than I find while using my beam antenna. A vertical such as the R7000 may be the answer for many amateurs who, like myself, find themselves in noisy areas as far as r.f. is concerned.

### The 21MHz Band

On the 21MHz band, despite the current low sunspot count, I managed to work a total of 28 DXCC countries using the R7000. These included Tanzania, Ghana, Zimbabwe, Ceuta, Many EUs, the USA, and Anguilla amongst others.

Although signals on 21MHz were pretty mediocre most of the time, the R7000 coped very well. Even to the extent that American stations running up to 1kW who I received at S6, gave me reports of up to S4! I found this astounding, considering that when I operated on the band, openings of any significance were very few and far between!

### On 18MHz

Along with 7MHz, another of the bands I looked forward to operating on was 18MHz. My TH7 beam antenna does not operate here, so reviewing the R7000 gave me a great opportunity to explore this band!

At first, I thought the band was dead. Very few signals were apparent, and those that I heard were very low in strength.

However, upon giving a long 'CQ' call, I was immediately answered by a station in Anguilla! This heralded the onset of a long period of operating on 18MHz, often burning the midnight oil, especially working north American stations well into the early hours!

My expectations of the R7000 were far exceeded on the 18MHz

band (to say the least!). Total number of DXCC countries here, using the R7000, stood at 35.

On the two highest h.f. bands, 24 and 28MHz, the R7000 worked well. But I must say that conditions, particularly on 28MHz favoured only European contacts.

At the time of writing, it was the Sporadic 'E' season after all. And although I worked many EUs on both bands, I cannot at this stage give an opinion of the R7000's DX capabilities on 24 and 28MHz. That aside, if the antenna performs as well on these two bands as it does on the others I've described, it will surely be a good antenna for DX on both 24 and 28MHz.

### Excellent DX Antenna

My overall view (as you've probably guessed from the nature of this article) of the R7000 is that it's an excellent DX antenna. It will, beyond the shadow of a doubt invariably suit the amateur who is restricted to a very small garden.

As a vertical, the antenna requires very little space. And you could, in effect, actually locate it in the corner of your back yard!

As a DX antenna, it has great potential. As one who has solely relied on horizontal antennas, be they beams, long wires, dipoles, etc.,



I'm personally extremely impressed with the R7000. Not only as a DX antenna, but also with the standard of workmanship, ease of assembly, and erection.

I would have no difficulty in recommending the antenna to anyone, after using it myself. Indeed, I intend to purchase an R7000 to compliment my existing array of antennas, particularly for use on 7 and 18MHz. My only regret is that I've got to send this one back!

My thanks go to Waters & Stanton Electronics of 22 Main Road, Hockley, Essex SS5 4QS. Tel: (01702) 206835, FAX: (01702) 205843 for the loan of the review antenna which costs £389, plus £7 P&P. There is also a 3.5MHz add-on kit available, the R80, for £129.

PW

### Manufacturer's Specifications

<b>Frequency of operation:</b>
7, 10, 14, 18, 21, 24, 28MHz
<b>Gain (dBi):</b>
3
<b>Wavelength on each band:</b>
Half-wave
<b>Power rating:</b>
1.5kW
<b>Radiation Angle:</b>
16°
<b>Horizontal Radiation:</b>
360°
<b>Height:</b>
7.3m
<b>Mast size:</b>
44 - 54mm
<b>Wind load: (m2)</b>
0.2

Steve GW0SGL/P (stroke Parrot!). While the photographer (Leighton GW0LBI) was preparing the shot, 'Charles' the African Grey parrot decided to get in on the act, seemingly to offer advice! Steve reports that /P imitates Morse sounds, replies to other stations but has yet to take the RAE! Also in the photograph is the Kenwood TS-940S, his main rig, which Steve used for the review.



# C.M.HOWES COMMUNICATIONS

Mail Order to: Eydon, Daventry,  
Northants. NN11 3PT  
☎ 01327 260178



## PW "Rugby" Transmitter

## PW "Daventry" Receiver

Designed by Dave Howes at the editors request, these Practical Wireless projects enable you to build a quite sophisticated station for "forty". PCBs, kits, parts and hardware are available from us. We may have 80M versions by the time you read this. Send an SAE for the info sheets, or phone to discuss them!



DC2000 built in HA22R hardware option

**HOWES DC2000 Electronics kit: £22.90**  
(Includes either standard 80M, or your choice of band module).  
**HA22R Hardware (pictured): £18.90**  
Extra band module kits: £7.90 each.

## NEW! HOWES DC2000

### Beginner's SSB/CW Receiver Kit - £22.90

The ease of construction, the sensitivity and the low quiescent current consumption make this a great little receiver for both the first time builder and for holiday and portable use! It covers a single band at a time, but uses the same interchangeable band modules as the DXR20, to give the choice of any HF band on a simple plug-in basis. Choose from 160, 80, 40, 30, 20, 15 & 10M amateur bands. Also suitable for BM11 and BM54 HF air-band modules.

Like our other receivers, the DC2000 will interlink with many of our other kits to form a complete station. Fancy a digital frequency display, "S meter", sharp CW filtering, a matching transmitter? There are many reasons why building the DC2000 is a great way to start your station!

## Enjoy your radio more with great projects from HOWES!



### Multiband SSB/CW Receiver

The **DXR20** covers 20, 40 & 80M bands as standard. You can add any other SW band with optional plug-in band modules (same type as DC2000). Versatile and popular!

DXR20 Kit: £39.90. DCS2 "S meter" Kit: £10.90. HA20R hardware pack: £28.90

### The famous HOWES Active Antenna Kits

**AA2.** Covers 150kHz to 30MHz. The neat compact answer for those with limited space.  
Kit: £8.90 Assembled PCB module: £14.90

**AA4.** Covers 25 to 1300MHz. Broad-band performance in a neat, compact package.  
Kit: £19.90 Assembled PCB modules: £28.90

**AB118.** Optimised for long distance reception on 118 to 137MHz air-band.  
Kit: £18.80 Assembled PCB modules: £27.90

**MB156.** 156 to 162MHz marine band active antenna system (the brother of AB118!)  
Kit: £18.50 Assembled PCB modules: £27.60



### Top Value Receiving ATUs

**CTU8.** Covers 500kHz to 30MHz. Matches antenna impedance and helps reduce spurious signals and interference with extra front-end filtering for the receiver. SO239 sockets.  
Factory Built: £49.90. Kit (including case and all hardware): £29.90.

**CTU9.** As CTU8 plus balun, bypass switch and terminal posts. The fully featured Rx ATU!  
Factory Built: £69.90. CTU9 Kit (including case and all hardware): £39.90.

Please add £4.00 P&P, or £1.50 P&P for electronics kits without hardware.

**HOWES KITS** contain good quality printed circuit boards with screen printed parts locations, full, clear instructions and all board mounted components. Sales, constructional and technical advice are available by phone during office hours. Please send an SAE for our free catalogue and specific product data sheets. Delivery is normally within seven days.

73 from Dave G4KQH, Technical Manager.



# Listen to Your World!

## Subscribe to Monitoring Times and Satellite Times Magazines

Do you own a radio, a shortwave receiver, a scanning receiver, or a ham radio? Then *Monitoring Times* is your magazine! Each monthly issue of *MT* offers 20 pages of worldwide, English language, shortwave broadcast schedules; departments on aero, military, government, public safety communications; broadcast band, satellite television, long-wave coverage; reviews of new products and radio-related software; technical articles and projects for the hobbyist; feature articles, and much, much more.

If it's on the radio, it's in *Monitoring Times*!

*Satellite Times* is the world's first and only full-spectrum satellite monitoring magazine, exploring all aspects of satellite communications, including commercial, military, broadcasting, scientific, governmental and personal communications as well as private satellite systems. The satellite industry's most respected experts contribute to every bi-monthly issue of *Satellite Times*, addressing both amateurs and experts alike.

If it's in orbit, *Satellite Times* covers it!



MAIL THIS SUBSCRIPTION FORM TO: PW PUBLISHING LTD., FREEPOST, ARROWSMITH CT. STATION APPROACH, BROADSTONE, DORSET BH18 8PW.

SUBSCRIPTION RATES INCLUDE SPEEDY AIR MAIL SERVICE!

1 YEAR *MONITORING TIMES* - £38 (12 ISSUES)

1 YEAR *SATELLITE TIMES* - £32 (6 ISSUES)

NAME \_\_\_\_\_

ADDRESS \_\_\_\_\_

POSTCODE \_\_\_\_\_

TELEPHONE \_\_\_\_\_

I ENCLOSE CHEQUE/PO (PAYABLE TO PW PUBLISHING LTD.) £ \_\_\_\_\_

OR CHARGE TO MY ACCESS/VISA CARD THE AMOUNT OF £ \_\_\_\_\_

CARD# \_\_\_\_\_

VALID FROM \_\_\_\_\_ THRU \_\_\_\_\_

SIGNATURE \_\_\_\_\_ TEL \_\_\_\_\_

CREDIT CARD ORDERS TAKEN ON (D1202) 659930

FAX ORDERS TAKEN ON (01202) 659950

PLEASE VISIT OUR NEW SITE ON THE WORLD WIDE WEB:  
[www.grove.net](http://www.grove.net)



# Trials & Tribulations Of The RAE



By Patricia McVey G0PXJ

*Patricia McVey G0PXJ recalls her own efforts of getting to grips with the basics needed for passing the RAE.*

The article 'Move Over Darling' which appeared in the November 1994 issue of *PW* caused a certain amount of amusement in our QTH. There are many memories of the trials and tribulations of trying to come to grips with the basics needed for the Radio Amateurs Examination. It's a wonder the OM has any hair left after some of the frustrating hours spent with me trying to sort out the various components and their uses, (easy for him who had been using the things for years!).

Some of the exasperated expressions on his face were a sight to behold. But not being able, over the years, to join some of the very interesting conversations I was hearing, it was a case of getting stuck in so that I could be a part of all that was going on. 'Weaned over' I wasn't, left out and noseey I am!

Then came the c.w. which was definitely not fun, and trying to be dedicated and get the stuff under my belt I decided to take all the necessary gear on holiday one year. My advice is don't!

Have you tried explaining to the security staff at an airport what

an electronic Morse processor is and why you are carrying it around along with blocks of paper, various tapes and assorted pens and pencils? If you weren't going increasingly mad before you got to the airport, you were certainly well on the way afterwards!



Looks like Pat G0PXJ was the first one to the shack this time! With her is husband Bob G3GMC.

## Make My Mark

Having, as I thought, got the difficult bit behind me and a place in the 'A' team, I was all set to make my mark on the h.f. bands. I was wrong!

No one told me that the RAE was the easy bit and there was a great deal more to learn. I had not taken into account my husband's many years of 'hamming' (some 40 something years) and his insistence that I should get it right and sound like a 'proper' operator.

There followed a good many hours of further instruction on how to use and make the best of his equipment. How to use the a.t.u., how to adjust the antenna (not an aerial as I thought!), how to tune the hands and home-in on other stations, how to use the transceiver facilities properly and how to make CQ calls on h.f. which, as we all know, are somewhat differently made to 144MHz CQs. All perfectly reasonable and proper, but frustrating when you're raring to go.

Right, he is now satisfied that I am coming to grips with all the knobs and levers and allows me to push the button. I am actually operating h.f. at last and having a great time. It really is a case of 'Move Over Darling'.

## Change Transceiver

The first one in the shack gets to use the equipment. But then, (you've guessed it!) he changes the transceiver and I have another set of knobs and levers, bells and buttons to contend with!

One thing he didn't tell me, however, was how to locate the antenna to the DX station at the drop of a hat. Listening for the DX station to give their callsign sometimes takes a little while and that is when you can understand what is going on under the near hysterical calls from the pile-up.

Then a frantic look in the book to see 'which country', (assuming you hear a callsign), a further more frantic look at the great circle map for the best path, swing the beam and lo! he/she has gone. I haven't yet been able to home-in with the same speed

and savour-faire of which he is capable and have consequently often missed a 'good one'.

Never mind, they are coming gradually. I have managed enough QSOs to obtain various awards including DXCC. But I have to confess that the impetus for award collecting has somewhat diminished lately.

## Costly Activity

I fully understand that QSLing is a costly activity and for each station I really want an s.a.e. complete with 'green stamps' (US Dollar Bills) and/or IRCs is always sent, but there are many instances when a reciprocal QSL card is not returned. What do these stations do with the IRCs and dollar bills I send?

Then there are the occasions when all the conditions for an award are fulfilled, application sent together with the required amount of payment and no award is forthcoming. Reminders are sent to no avail and the award issuing authority does not even have the courtesy to send a postcard advising non-receipt or that you are the 47000th in line!

One of these days I might consider applying for my DXCC certificate, but I need to be more hopeful of a reaction than I am at the moment. This is my gripe for 1996, annoying but not important.

## Marvellous Hobby

Having overcome the frustrations of the RAE and ignoring those of QSLing, amateur radio is a marvellous hobby, it's a great leveller of people, from highest to lowest. You never really know who you are talking to and it's well worth all those headache pills I had to buy!

I hope all the newcomers to amateur radio have the same amount of fun as I do. And to anybody who is thinking about it, I would say take the plunge and 'go for it'.

PW



# Carrying On - The Practical Way

By Rev. George Dobbs G3RJV

*This month the Rev. George Dobbs G3RJV describes a variable crystal oscillator and a band-pass filter unit suitable for using with his 'Utility Receiver Board' and other applications.*

It's amazing how many times the same circuit elements come up when I am testing new projects on my bench. To that end I keep a few utility circuit boards which can be quickly lashed into place until the final design takes shape. It saves a lot of time in the early stages of trying out new ideas.

Of their nature, these circuit boards are a simplification and compromise, but they can provide a rule of thumb guide before the tailored final circuits evolve. (Although it's not unknown for them to become the final circuit!).

Last month I described a 'Utility Receiver Board' designed to be an item of test equipment for monitoring signals. My version was driven by a signal generator to provide a simple monitor over a wide range of frequencies.

The board described last month is actually a direct conversion receiver, so it requires a local oscillator (l.o.) at the frequency to be monitored. My original use was monitoring signals from a single sideband (s.s.b.) generator at 9MHz. I found that the best way to provide

a stable signal for the local oscillator was to build a simple variable frequency crystal oscillator (VXO).

## Utility VXO

The circuit in Fig. 1, shows the 'Utility VXO', a variable frequency crystal oscillator built around a bipolar transistor. I used a BC108, but any similar transistor would serve the purpose.

A single feedback capacitor, 100pF, is used on the oscillator between the emitter and base. The output is taken from the base via a trim-pot to adjust the level.

The frequency is determined by the crystal. Placing a variable capacitor in series with the crystal will viarably shift the frequency upwards with the added capacitor.

Introducing some

crystals in the 7MHz amateur band and again a useful swing was available. A 7.025MHz crystal could be made to oscillate in the range 7.0237 to 7.0283MHz. Attaching this to the utility receiver board can make a simple receiver to monitor the 7MHz band.

## Bandpass Filter

The utility receiver board described last month has no input tuning. An add-on bandpass filter would be very useful if it's to be used to listen to radio signals and would also be helpful in its test equipment role.

I've shown the circuit of a variable bandpass filter in Fig. 2. With the values shown this filter tunes from about 3 to 15MHz which represents quite a useful range for many applications.

The filter consists of two tuned circuits (T1/C7a and L2/C7b) loosely 'top coupled' with a small value capacitor, C1. The inductors L1 and L2 are handwound on T50-2 toroid cores.

Inductor L1 has a link winding which offers a low impedance input. The other inductor, L2, offers a medium to high output impedance which will match the utility receiver or other input circuits.


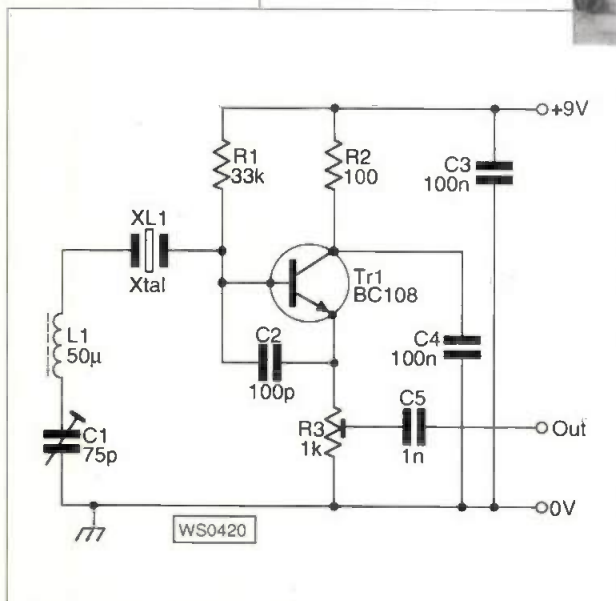
Both tuned circuits are tuned by a ganged variable capacitor of the Polyvaricon type often found in scrap medium wave (often referred to as a.m.) transistor radios. These radios are readily available on the surplus market, from major component mail order houses or could be culled from junk boxes. The values of the larger ganged pair of capacitors, designed for medium and long wave tuning, are usually in the order of 200 to 250pF.

Although the filter is by no means the ultimate in bandpass selectivity, it's as good as many modern wide coverage synthesised receivers and transceivers!

Using the VXO above on 7MHz and the bandpass filter, I managed to achieve quite reasonable results with the utility receiver board. Both the

Fig. 1: Circuit of the 'Utility VXO' described by G3RJV.

Fig. 1a: Photograph showing the VXO unit built by using 'Ugly' style construction (see text).



inductance in series with the coil and capacitor further increases the variable range. It can shift the frequency from slightly below to a little above the crystal frequency.

With a little care in choosing the variable capacitor and inductor a very useful swing of frequency can be attained. My variable capacitor was a scrap Polyvaricon which seemed to show a capacitance of something under 80pF on a capacitance meter

This version of the oscillator, when used with a 9MHz crystal produced a swing between 8.9959 and 9.0020MHz. Enough to monitor both sidebands from my s.s.b. generator.

I also tried the oscillator with



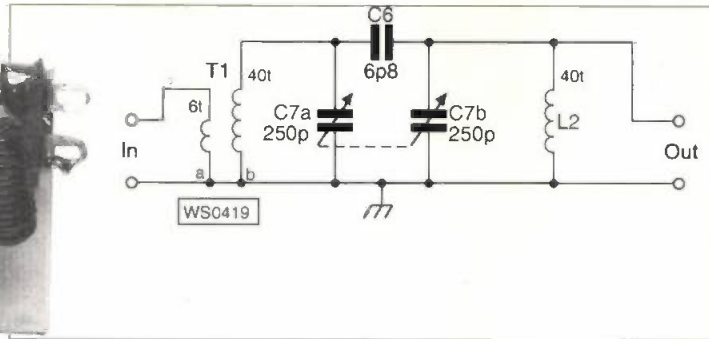



Fig. 2: Simple (but effective) 'Utility' band-pass filter (see text).

VXO and the Bandpass Filter boards would make useful little circuits for other applications.

### Ugly Style

I built the VXO and bandpass filter circuits using the 'ugly' style (as illustrated last month) on small pieces of blank printed circuit board material. This follows the usual convention of using the grounded components as anchor points for the other components in point to point construction.

'Ugly' construction calls upon a

little ingenuity from the constructor. But the general idea is to follow the circuit connections. Have a go....it works!

### Selection Of Crystals

I happen to have a selection of amateur band crystals which come of having built a whole range of simple QRP transmitters. I tried crystals for the 3.5, 7 and 10.1MHz amateur bands with the Bandpass Filter board and managed to produce an quite decent receiver with the Utility Receiver board.

What's more to the point, is that using a 9MHz crystal and the Bandpass Filter board, I was able to monitor my 9MHz s.s.b. signals very well with the receiver. I've also used the bandpass filter in conjunction with an r.f. signal generator to monitor signals from home built oscillators.

Put these little boards on the shelf and pull them down when you need them. You won't be disappointed you made them!

PW

Fig. 2a: Photograph showing the band-pass filter assembled using the 'Ugly' style (see text).

## Low Down on 73, continued from page 26

In the example I've quoted you would need to run 10W output to achieve 0dBW e.r.p. But there's no way you'll ever have an antenna that large!

A bit more practicable might be a 16m high tower but even so this would only have an efficiency of about -50dBd. (Now where can I find a 100kW amplifier to drive it!) Perhaps the BBC will let me use their Droitwich 198kHz transmitter?

In practice, the space limitations of most domestic situations will make it difficult to achieve as much as a few milliwatts of effective radiated power. Even when you're running many hundreds of watts input.

### Mode of Operation

Virtually any mode of operation (except fast scan television) is allowed on the new frequency allocation. However, it's expected that narrow, low data rate modes will be used, both to allow many users to co-exist and to obtain useful ranges.

Wider modes, such as s.s.b., will need tighter filtering than normal. And interestingly I recall that the Datong r.f. speech clipper produces processed s.s.b. at a nominal carrier frequency of 60kHz. Perhaps this unit could be used as a basis for

narrow-band s.s.b. experimentation? A transmitter output power of 400-500W would not be unreasonable and would be relatively easy to achieve using VMOS devices.

### Navy Receivers

Surplus Royal Navy receivers, such as the B40, cover the l.f. bands and are readily available on the second-hand market. Additionally, a number of modern transceivers now include general coverage receive, many down as low as 30kHz.

The sensitivity of the receiver types I've mentioned may not be very high at the low frequencies. Fortunately though, the receiver only needs to be sensitive enough to hear the ambient noise level from the antenna.

Most communications receivers however have limited coverage of low frequencies. To overcome this a

simple up-converter can be constructed which converts the l.f. band up to a higher frequency. This can then be tuned on a conventional communications receiver.

No matter which option you choose it will be essential to make use of narrow bandwidth, both i.f. and a.f. filters.

### Distances Achieved

The distances achieved will be very much dependent on the system bandwidth. For example a very narrow-band 0.1Hz data system running 0dBW e.r.p. would probably have a range of about 1000km in daylight and up to 3000km at night.

However, 0.1Hz is barely communicating! Using an s.s.b. bandwidth you would be lucky to achieve 100km on the 73kHz band.

On a much higher frequency band, 160-190kHz, KIRGO claims to have made contacts over 400km. He was using a VN67AF v.m.o.s. amplifier running 1W into a 16m vertical antenna. This must be considered good when you realise



that the radiation resistance of the antenna must be in the order of only 0.02 ohm so that the maximum effective radiation would not be more than a few milliwatts.

### PW Lower Club

Obviously in this brief introduction to the l.f. bands I cannot cover all aspects and technicalities of l.f. operation. In further columns I intend to cover propagation, antennas, receivers and transmitters in greater depth.

One idea that I had was to form an informal group, the PW 'Lower' Club. It will have the aim of exchanging news, ideas or maybe just to put you in contact with similar experimenters in your area.

If you want more details of this or wish to pass on details of your l.f. activity please write to me at: Yew Tree Cottage, Lower Maescod, Herefordshire HR2 0HP. You can also contact me via packet radio @ GB7MAD, the DX Cluster @ GB7DXC or E-Mail via davebu@mdlhr1.igw.bt.co.uk

So come and join, and enjoy getting the 'low down' on 73!

PW

### References

(1) Details of CREG can be obtained by sending a 9 x 4in s.a.e. to: Mike Bedford G4AEE, 4 Holme House, Oakworth, Keighley, West Yorkshire BD22 0QY. Alternatively you could try their Web site at <http://www.sat.dundee.ac.uk/~arb/creg/>



# I'M STILL PRICE WATCHING!

## NEW PRODUCTS CORNER

### WATSON WDB-30

Attention all those with a dual band handie - YOU'LL



WANT ONE OF THESE!

Watson have done it again. We bet you would use your dual band handie a lot more if the output was 25-30 Watts. This simple-to-use FM amplifier connects between your rig and antenna (or duplexer) and it will auto TX and sense which band you are on! Remote mount it in your car or shack and forget about it!

**ML PRICE: £149.95**

### DANMIKE DSP-NIR

Manufactured by Danmike of Denmark, the DSP-



NIR is a premium grade noise reduction unit directly competing with the DSP-599+

**INTRODUCTORY PRICE £329.95**

**5 YEAR WARRANTY IS AVAILABLE ON ALL MAIN PRODUCTS LISTED**



**KENWOOD**

#### Kenwood TS-870S HF DSP 100W HF transceiver

RRP £2399 Lynch Price: £1969  
Deposit: £369, 12 payments of £146.94. Cost of loan: £163.33 or  
Deposit: £369, 24 payments of £ 80.16. Cost of loan: £323.84

#### Kenwood TS-790 2/70 multimode base station

RRP £1969 Lynch Price: £1699  
Deposit: £299, 12 payments of £128.57. Cost of loan: £142.84

#### Kenwood TS-50S HF 100W mobile transceiver

RRP £1059 Lynch Price: £889  
Deposit: £89, 12 payments of £73.47. Cost of loan: £81.66

#### Kenwood TRC-80 Commercial grade 100W HF transceiver

RRP £1169  
Deposit: £169, 12 payments of £91.84. Cost of loan: £102.08

#### Kenwood TM-255E 2M 45W all mode transceiver

RRP £ 949 Lynch Price: £799  
Deposit: £89, 12 payments of £65.20. Cost of loan: £72.47

#### Kenwood TM-251E 2M 50W with 70cm RX transceiver

RRP £ 419 Lynch Price: £359  
Deposit: £59, 12 payments of £27.55. Cost of loan: £30.62

Martin Lynch can also offer finance terms up to 36 months. Deposits from a minimum of 10%. We welcome your part exchange against any new (or used!) product, provided its clean and in good working order. Call the Sales Desk today. APR: 19.9% Payment protection is also available.

All units are brand new and boxed and offered with full manufacturers RTB warranty. All prices quoted for cash/cheque or Switch/Delta card.

For credit card please add 2.5% to total value. Finance on all products is also available. (Subject to status).

#### Kenwood TM-733E 2/70 dualband remote head transceiver

RRP £ 729 Lynch Price: £629  
Deposit: £69, 12 payments of £51.43. Cost of loan: £57.16

#### Kenwood TM-742E Tripleband 2/70, (6M option), R/H transceiver

RRP £ 879 Lynch Price: £ 749  
Deposit: £79, 12 payments of £61.53. Cost of loan: £68.39

#### Kenwood TH-79E 2/70 DualBand handheld transceiver

RRP £ 479 Lynch Price: £409  
Deposit: £49, 12 payments of £33.06. Cost of loan: £36.74

#### Kenwood TH-22E 2M slimline handle transceiver

RRP £ 254 Lynch Price: £219 Deposit: Too low to finance!

#### Kenwood TH-42E 70cm slimline handle transceiver

RRP £ 289 Lynch Price: £249 Deposit: Too low to finance!



**YAESU**

#### Yaesu FT-1000 Flagship 200W HF transceiver

RRP £3999 Lynch Price: £2899  
Deposit: £499, 24 payments of £120.24. Cost of loan: £485.76  
\* NEW Deluxe upgrade kit available for all FT-1000's only £299 (includes XFC/D/E/BPF1/TCXO-1) \*

#### Yaesu FT-1000MP/DC EDSP 100w HF transceiver DC Version

RRP £2599 Lynch Price: £2099  
Deposit: £399, 24 payments of £85.17. Cost of loan: £344.08

#### Yaesu FT-1000MP/AC EDSP 100w HF transceiver AC Version

RRP £2849 Lynch Price: £2279  
Deposit: £399, 24 payments of £94.18. Cost of loan: £380.51

#### Yaesu FT-990/DC 100w HF base transceiver DC Version

RRP £1999 Lynch Price: £1599  
Deposit: £299, 12 payments of £119.39. Cost of loan: £132.70

#### Yaesu FT-990/AC 100w HF base transceiver AC Version

RRP £2199 Lynch Price: £1799  
Deposit: £299, 12 payments of £135.27. Cost of loan: £123.31  
or Deposit: £299, 24 payments of £75.15.  
Cost of loan: £303.60

#### Yaesu FT-900AT HF 100w mobile/base remote head HF transceiver

RRP £1649 Lynch Price: £1149  
Deposit: £199, 12 payments of £87.24. Cost of loan: £96.97

#### Yaesu FT-840 HF 100w simple to use HF transceiver

RRP £ 959 Lynch Price: £729  
Deposit: £79, 12 payments of £59.69. Cost of loan: £66.35

#### Yaesu FL-7000 500w solid state HF linear Amp, with auto ATU

RRP £2339 Lynch Price: £1999  
Deposit: £399, 24 payments of £80.16. Cost of loan: £323.84

#### Yaesu FT-290R11 2m all mode 2.5w portable transceiver + FL-2025 25W Amp

RRP £ 758 Lynch Price: £539  
Deposit: £59, 12 payments of £44.08. Cost of loan: £48.99

FT-290MkII also available by itself for £479.

#### Yaesu FT-690R11 6m all mode 2.5w portable transceiver

RRP £ 649 Lynch Price: £539  
Deposit: £59, 12 payments of £44.08. Cost of loan: £48.99

#### Yaesu FT-3000M 75w 2m FM transceiver \*NEW\*

RRP £ 479 Lynch Price: £389  
Deposit: £39, 12 payments of £32.14.  
Cost of loan: £35.72

#### Yaesu FT-51R 2/70 dualband handie, computer programmable

RRP £ 539 Lynch Price: £399  
Deposit: £49, 12 payments of £32.14. Cost of loan: £35.72

FREE ADMS SOFTWARE!

#### Yaesu FT-50R The worlds smallest dualband 2/70 handie


RRP £349 Lynch Price: £299 Deposit: Too low to finance!

#### Yaesu FT-736R Quad band all mode VHF/UHF transceiver, (2/70 fitted)

RRP £1999 Lynch Price: £1399  
Deposit: £299, 12 payments of £101.02. Cost of loan: £112.28 or  
Deposit: £299, 24 payments of £55.11. Cost of loan: £222.64

ADD 6M FOR ONLY £199!

### VCI VC-300DLP



Best value Antenna tuner fitted with dummy load, switchable outputs, power/SWR meter, PEP/RMS,  
**Only £129.95**



**ICOM**



### IC-736

The IC-736 from Icom is the only HF base station to offer so much in the way of features, for so little price.

Just look at what the IC-736 has to offer:

- A full 100 watts on all the HF amateur bands 160-10m (incl WARC)
- A full 100 watts on 6 metres
- A built in AC power supply - no noisy external power supply needed!
- Built in high speed auto ATU - no need for more external boxes!
- Dual antenna in puts, auto switching
- Dual display showing second split operating frequency

**RRP £1969 Lynch Price: £1599**

Deposit: £299, 12 payments of £119.39. Cost of loan: £132.70  
or Deposit: £299, 24 payments of £65.13. Cost of loan: £263.12

#### Icom IC-775DSP 200w HF twin RX HF Flagship transceiver

RRP £3699 Lynch Price: £3099  
Deposit: £499, 24 payments of £130.26. Cost of loan: £526.24

#### Icom IC-706 100w HF, 100w 6m, 10w 2m all mode mobile transceiver

RRP £1195 Lynch Price: £999  
Deposit: £99, 12 payments of £82.65. Cost of loan: £91.87

#### Icom IC-820H 2/70 dualband 35/45w base station

RRP £1795 Lynch Price: £1499  
Deposit: £299, 12 payments of £110.20. Cost of loan: £122.49

#### Icom IC-2350H 2/70 dualband dual rx mobile transceiver

RRP £649 Lynch Price: £469  
Deposit: £65, 12 payments of £36.73. Cost of loan: £40.83

#### Icom T-7E Dualband 2/70 miniature handle transceiver

RRP £329 Lynch Price: £299 Deposit: Too low to finance!

**MARTIN LYNCH**  
& Son

THE AMATEUR RADIO EXCHANGE CENTRE

**140-142 NORTHFIELD A**

**0181 - 566 1120**



# ARE YOU?

## NEW Yaesu FT-800 Dual Bander



The latest design from the Yaesu stable. A small compact HIGH POWER dual band mobile, offering these features:

- Wide Band RX, 110-550 / 750-1300MHz
- Smart Search sweeps a band and loads active frequencies in dedicated frequency banks
- 108 Memory Channels, storing repeater offset, CTCSS, Packet Speed & Power level
- Digital DC Voltage display
- Dual receive on same or cross band, plus cross band repeat facility
- Full 50 Watts out on 2m, 35 Watts on 70cm
- 1200 or 9600 Baud Packet available per memory channel with easy interface via a dedicated input socket
- ADMIS-1D Windows programming software available September

RRP: £549 ML Price: £475. Deposit £75, 12 x £36.73. Cost of loan: £40.83



### GPS

#### GARMIN GPS-45

Forgotten where you're going? The best GPS are in stock at Martin Lynch.

GPS-45  
RRP £289.00  
LYNCH PRICE  
£259.00

## KENWOOD

### SHACK JACKET PROMOTION

When you buy a new Kenwood rig worth £700 or more this summer you're eligible for a free limited edition shack jacket (£75 if ordered outside this promotion).

### EASIWAVE - BY ICOM

The latest commercial 2 way handles operating on UHF. One licence at only £30 and ideal for business use indoors or out. Easy to operate with the absolute minimum of buttons. Supplied with wall charger and NiCad batteries. ONLY £199 INCL. VAT.



SEE US AT THE  
LINCOLN  
HAMFEST ON  
SUNDAY  
8th SEPT

### 2M MOBILE

#### ADI AR-146 - now back in stock



First viewed at the Lynch Open Day, the AR-146 is a real low cost FM mobile for 2 metres. Styled rather surprisingly on another main manufacturer's transceiver, this new offering from Taiwan is a 50 Watt 130-170MHz unit offered at a ridiculously low price. But who's complaining?

RRP £269. DEPOSIT £49, 12 PAYMENTS OF ONLY £18.33, INTEREST FREE ZERO APR.

### HEIL SOUND

"As reviewed in RadCom"  
August 1996

**Heil Proset-5** Professional Quality Boom Headset, dual padded earphones, flexible mic boom, includes HC-5 "Full range" insert for superb speech quality. Requires AD-1 cable ADAPTOR for YAESU/KENWOOD/ICOM. £119.95 incl. VAT

**Heil Proset-4** Identical to Proset-5, but includes HC-4 "DX" microphone insert. Ideal for punching through the pileups. £119.95 incl. VAT

**Heil HC-4** Replacement microphone insert for existing list or base microphones. With 100dB peak at 2KHz and the low end rolled off sharply at 500Hz (120dB per octave), the HC-4 is the ultimate DX mic insert. £28.95 incl. VAT

**Heil HC-5** Identical to HC-4, but High Articulation, offering superb SSB quality, rolls off sharply under 350Hz and above 3100Hz, peaking at 2.4KHz. "Hi-Fi" SSB Audio. £28.95 incl. VAT

**Heil AD-WKY** Adapter leads to interface the proset Headset/boom microphones to 8 pin Yaesu, Icom or Kenwood transceivers. £11.95 EACH

### LCD DIGITAL CAMERA

#### CASIO QV-10A

A neat palm size digital storage camera which can store over 90 full colour digital images. Import the picture into your PC with the supplied interface cable & software for either IBM compatible or MAC machines. Ideal for reprinting images on the Internet, SSTV via JVFAX and lots more. Outputs include direct video and serial for PC connection. Supplied with all accessories including Software & Cables.



RRP £799 ML Price £479  
NEW LOWER PRICE

### MYDEL ANTENNAS

#### M-DEL MULTITRAP

Built exclusively for MARTIN LYNCH, the new antenna is trapped for 80 through to 10 metres, uses heavy gauge multi strand plastic sheathed wire, heavy duty 1 kW traps and totals only 20 metres in length. The "MULTITRAP" is a fan type design, having 2 "legs" either side of the dipole centre. It's very easy to install, takes minutes to tune, guaranteeing an SWR of less than 1.5:1 on spot frequencies throughout the entire 5 bands. A far better alternative to the old G5RV antenna.

Impedance: 52 Ohm Weight: 2.5Kg  
Overall length: 20m Input socket: SO239  
Power Handling: 1kW  
Max SWR: 1.5:1

£69.95 plus £7.50

AS REVIEWED IN RADCOM DECEMBER

### ANTENNAS

#### Cushcraft

HF Antennas	R7000 NEW!	Latest 10-4m vertical	
	+ 80m Option		£389.95
R80	80m add on kit for R7000		£149.95
R5	10/12/15/17/20 vertical		£295.00
AV-3	14-21-28MHz vertical 4.3m long		£34.95
AV-5	3-5-7-14-21-28MHz vertical		
	7.4m long		£159.95
AP8A	8 Band Vertical		£229.95
APR18A	Radial Ka		£54.95
40-2CD	2-ele 40m Yagi		£489.95
A3S	14-21-28MHz Yagi		£389.95
A3WS	12/17m 3-ele Yagi		£289.95
A103	30m Extension A3WS		£119.95
204CD	4 ele 20m Yagi		£489.95
154CD	4 ele 15m Yagi		£239.95
D4	Dipole 10/15/20/40m		£249.95
D3W	Dipole 12/17/30m		£199.95
A4S	3-4 ele Yagi 10/15/20m		£439.95

#### Tonna

6 metres	20506	5 ele 10dBd 3.45m	£89.95
2 metres	20804	4 ele 8.9dBd 93m	£39.95
	20809	9 ele 13.1dBd 3.47m	£42.95
	20809	9 ele portable	£47.95
	20818	9 ele crossed	£79.95
	20811	11 ele 14.1dBd 4.62m	£72.95
	20822	11 ele crossed	£105.95
	20817	17 ele 15.3dBd 6.57m	£89.95
70 centimetres	20909	9 ele 13.0dBd 1.24m	£41.95
	20919	19 ele 16.2dBd 2.82m	£49.95
	20438	19 ele crossed	£59.95
	20921	21 ele 18.2dBd 4.6m	£64.95
23 centimetres	20623	23 ele 18dBd 1.75m	£45.95
	20655	55 ele 21.5dBd 4.64m	£69.95

We also stock their range of power splitters and stacking frames.

### DSP FILTERS

#### TIMEWAVE & MFJ

DANMIKE DSP-NIR NEW DSP	£328.00
MFJ-784B All mode Tunable DSP	£249.00
DSP 9+ All mode DSP at only	£189.00
DSP 89+ As above but more features	£249.00
DSP 599z NEW! Hyper speed processor, alpha display and more	£349.00

FOR THE LARGEST SELECTION OF USED EQUIPMENT IN EUROPE, CALL OUR FAXBAK SERVICE - TODAY

**FAXBAK**  
0181 - 566 0007

## GET THE BEST OUT OF YOUR PACKET STATION WITH AEA

### DSP-232 - THE MODE WARRIOR



FREE PAKRAT for WINDOWS worth £99.95!

The latest all mode DSP driven TNC from AEA. 9600 & 1200 Packet. All standard HF & VHF modes, two switchable radio ports, plus more.

RRP: £499.95 SPECIAL INTRO PRICE: £479.95

### PK-96



Whilst others are still having a five course lunch waiting for 1K of data to transfer, you can enjoy the incredible speed of using a new PK-96 and find yourself with hours of free time on your hands! The PK-96 takes over from where the old PK-88 left off. It comes standard with 1200 baud AFSK tone signalling, as well as 9600 baud G3RUH compatible direct frequency modulation, making the PK-96 an ideal high speed terrestrial, or satellite data controller. £219.95

### PC-Pakrat for Windows

Operate the entire range of AEA controllers from one package. Run two controllers at once, run other programmes on your PC (in Windows), whilst controlling your data controller. Additional features include separate windows for mailbox operation, QSO Logging, file transfers and more. £79.95

### PK-900



FREE PAKRAT for WINDOWS worth £99.95!

When you're ready to step up from the best selling PK-232MBX, then take a look at the PK-900. Dual simultaneous ports, switchable via a single keystroke, will still allow the user to receive two signals at the same time. Internal firmware includes SIAM - Signal Identification & Acquisition Mode, automatically identifying the incoming mode of transmission - takes out the guess work! Add the optional 9600 baud modem and you're satellite ready! £479.95

### PK-232MBX



Probably the best selling Data Controller in the world, the PK-232MBX is the Radio Modem to choose if you want all modes, including Morse Code, Baudot, (RTTY), Ascii, AmTOR/SITOR 476 & 625, Pactor, HF & VHF Packet, B&W Fax b/r/x, Navtex & Amtext. As with the PK-900, the PK-232MBX now includes "SIAM" and is compatible with the popular TCP/IP networking protocol via KISS mode. £319.95

### PK-12



The very latest replacement for the PK-88, the tiny PK-12 not only comes with more features, but its cheaper too! The PK-12 is a 1200 baud VHF packet controller ideal for those of you who are looking at getting started in digital communications. Full-featured mail drop facilities including internal lithium battery back-up. £129.95

### PC DATA MODEMS

US Robotics "Sportster" 28,800 Data/Fax modem. £189 incl. VAT

ZOOM fax MODEM V.34IE. ML Price: £169 incl. VAT

Both modems are bundled with lots of FREE software!



The best internal modem available.



Martin Lynch is a licensed credit broker. Full written details are available on request. Finance is subject to status. E&OE. £10 p&p on all major items.

TEL: 0181 - 566 1120

FAX: 0181 - 566 1207

FAXBAK: 0181 - 566 0007

CUSTOMER CARE: 0181 - 566 0 566

WEB SITE: <http://www.martin-lynch.co.uk>

E-MAIL: [sales@martin-lynch.co.uk](mailto:sales@martin-lynch.co.uk)

# VENUE, EALING, LONDON W13 9SB



# Suspend-a-Loop

By Kevin James G6VNT



Kevin James G6VNT describes a suspendable cubical quad loop for 144MHz that can be stowed in a small space. It's just the thing for the holiday villa!

My project this time is an extremely simple and inexpensive wire beam antenna, with about 5dBd gain. Although it's twice the size of a normal cubical quad loop, it also collapses down to two one metre (or so) pieces of dowelling, and a few wires.

The antenna is a bi-directional loop and can be suspended from a light shade in a room. It's also horizontally polarised, which makes it suitable for sideband (s.s.b.) use. Apart from being inexpensive, it is also very easy to make.

## Square Loop

Referring to the drawing, Fig. 1, the antenna consists of a 1068mm square loop of insulated wire. I actually used some ordinary 5A single core lighting flex wire for my prototype.

My antenna idea is based on the standard cubical quad loop, which has a gain of about 1.4dB over a dipole. Note that, unlike the basic cubical quad loop, mine isn't a complete loop. The 75mm gaps at the top of the elements, are to stop uneven currents flowing in each side of the loop.

The loop shape is maintained by two dowel rods, one at the top and the other at the bottom. The wire is taped to the dowel at 150mm intervals with insulating tape. When the loop is suspended from the centre of the top dowel, a cubical quad loop is formed.

The antenna is fed with a 500mm piece of 300Ω ribbon cable at the bottom centre of the loop. This length of twin feeder forms a quarter-wave transformer.

## Matching Problem

The two wavelength loop, unlike the standard (one wavelength) loop antenna, has a matching problem. Doubling the size has given a little

Fig. 2: A small p.c.b. gives stability to the join of the feeder and cable. The p.c.b. isn't a necessity as almost any insulating material will do (see text). Trimmer C1 is 10pF.

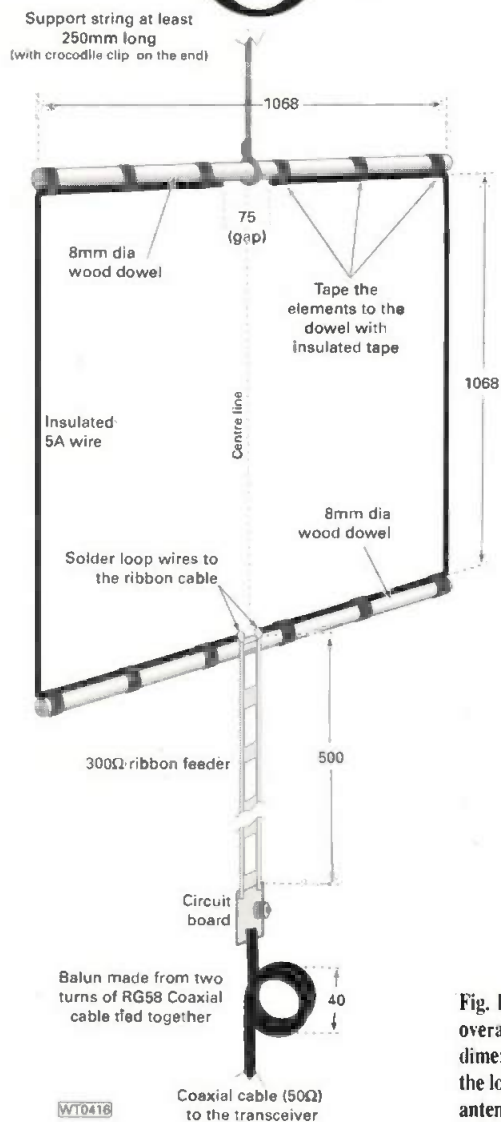
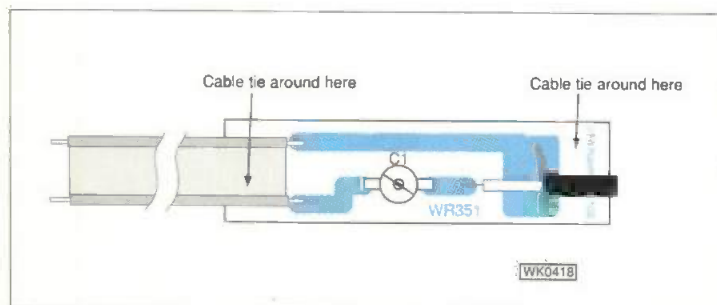


Fig. 1: The overall dimensions of the loop antenna.

extra gain, however it's done at the expense of increasing the feedpoint impedance.

At the feedpoint, the input impedance is several thousand ohms. It's obvious that we have to devise a matching arrangement to transform the high impedance to match the 50Ω output to be found on most transceivers.

I decided to carry out the matching transformation in two stages. First I used a 500mm length of 300Ω ribbon to act as a quarter-wave transformer, reducing the impedance down to about 65Ω or so. Then followed this by a trimmer capacitor.

The trimmer capacitor

allows a final match down to 50Ω and I mounted mine on a small p.c.b. The p.c.b. is very simple, consisting of a piece of glass fibre single sided board some 50x12mm.

The board is only to provide a stable mounting for the trimmer and a tie point for the RG58 (see Fig. 2 for details). You don't have to make a p.c.b., a small piece of any insulating material will do.

## Balun Needed

As the antenna is balanced and the coaxial feed is unbalanced, a balun is required in the line from the radio to the balanced loop. There are many forms of balun that could be used. But I decided to use the easiest to create.



The easiest balun to create (at v.h.f./u.h.f. anyway) is just to coil the coaxial feed into a multi-turn loop. I found that two turns of the RG58 coaxial feed with an inside diameter of 40mm was adequate.

The balun was formed some 25mm from the p.c.b. and was kept in place with two cable ties. Although I used cable ties, you could of course use insulated tape or even string to hold the turns in place.

At the centre of the top dowel rod a 250mm length of string is tied with a crocodile clip on the free end. The clip is quite large, like those used in car battery chargers. This clip is the clamp used to suspend the antenna from any convenient horizontal item.

Don't forget of course the loop should only be suspended from a structure capable of supporting the loop's weight. The loop should also, as far as possible, be suspended away from metallic structures.

### Setting-Up

Setting-up the antenna is very simple. After suspending the cubical quad away from metal objects, key up the radio on low power. Then adjust the trimmer capacitor until the lowest s.w.r. is obtained. On my prototype I could achieve an s.w.r. of 1:1!

It's a bit fiddly trying to key up and adjust a moving cubical quad, some assistance will probably be required. I found the best way was to ask someone else to key up the radio.

I used this method, and all I had to do, while holding the coaxial cable just below the balun, was to adjust the trimmer using a plastic trimming tool. (A plastic trimming tool is definitely recommended for this operation).

### Performance

The antenna performance is like a dipole and is bi-directional. That is to say it has a figure-of-eight polar response. In terms of gain it compared favourably with my standard HB9CV twin element beam. Unlike the beam antenna, it had the advantage of working equally well off the back as the front of the beam.

The Suspend-a-Loop also has the advantage of being bundled up and stuffed in a wardrobe. I've found that when used after rehanging the s.w.r. is unchanged. Its a great antenna for those who are not allowed external antenna's, yet do not want an assembled array cluttering up the shack.

I am sure there are many out there who'll find this a useful antenna, especially as it costs virtually nothing to make. It can be made literally from junk in the garage or the shack!


PW

# Special Offer - Save £50!

**Steve Locke GW0SGL Worked The World & You Can Join Him With This Month's Very Special Offer!**

Work The DX With Your Own **Cushcraft R7000 Multi-band Vertical Antenna & Save £50!** off the recommended retail price of £389. You can get your antenna for just **£339 plus £7 P&P** (UK mainland, postage prices for other areas are available on application).

Feel tempted to be successfully working the DX using a new antenna which only takes up a little space? If you do, don't take our word for it...read **Steve Locke GW0SGL's exceptional review on pages 28 and 29 of this issue.** Once you've read the article....you'll realise why *PW* has arranged for you to share Steve's success and get an excellent discount at the same time!



To order your **Cushcraft R7000** either use the form on **Page 62** of this issue or telephone **Shelagh** or **Michael** on the **Credit Card Hotline** on **(01202) 659930** and quote **SOPW9**.

### GW0SGL says:

**"My overall view of the R7000 antenna is that it's an excellent DX antenna".**

**"My expectations of the R7000 were far exceeded on the 18MHz band to say the least!"**

**"I'm personally extremely impressed with the R7000. Not only as a DX antenna, but also with the standard of workmanship, ease of assembly and erection".**

**See Review On Pages 28 & 29.**



# RAE Casebook

By Murray Ward G3KZB



With RAE course time looming again, Murray Ward G3KZB takes a look at the transistor audio stage and at some possible questions.

A question about a transistor audio stage caused problems in a recent radio amateur examination (RAE). The examiners reported that 'Some candidates thought the main function of a collector resistor was to limit the

current rather than to provide a load for the signal voltage'.

Have look at Fig. 1 which shows four resistors that are connected directly to a transistor in an audio frequency (a.f.) amplifier stage.

Incidentally, the transistor is an *npn* type.

Let's first deal with resistor  $R_E$ , between the emitter and the 0V rail (sometimes called 'ground' although it may not be 'grounded'). The value of this resistor is much smaller in value than the other three resistors.

So the emitter is almost at

ground. When the transistor is connected in the way shown in this circuit of Fig. 1, it's said to be in the common-emitter configuration.

The load resistor  $R_L$  is connected between collector and the positive (+12V) supply. The voltage at the base of the transistor is fixed by the potential divider formed by  $R_1$  and  $R_2$ .

### Immediate Question

Immediately there is a question! What are the voltages and currents in the circuit when there is no signal coming in? The circuit of Fig. 2 has some typical values put in and gives you an indication.

It's usual to deal with voltages with reference to (w.r.t.) the 0V line unless

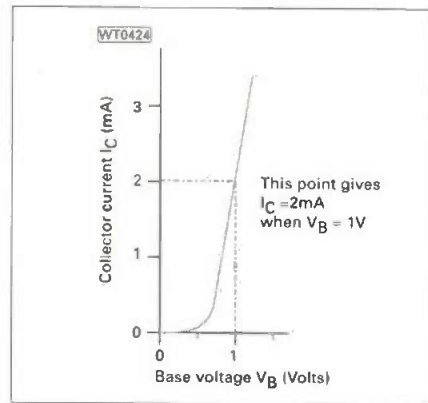


Fig. 3: The base voltage collector current graph.

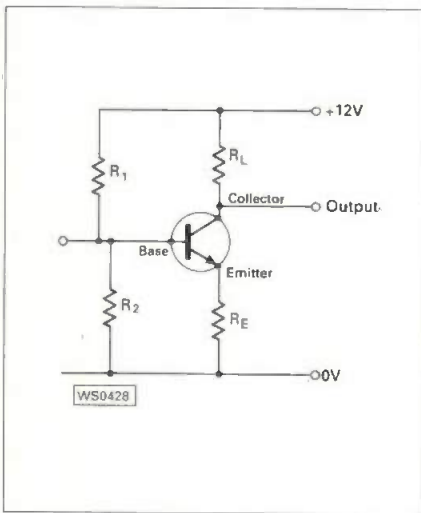


Fig. 1: The basic transistor biasing model.

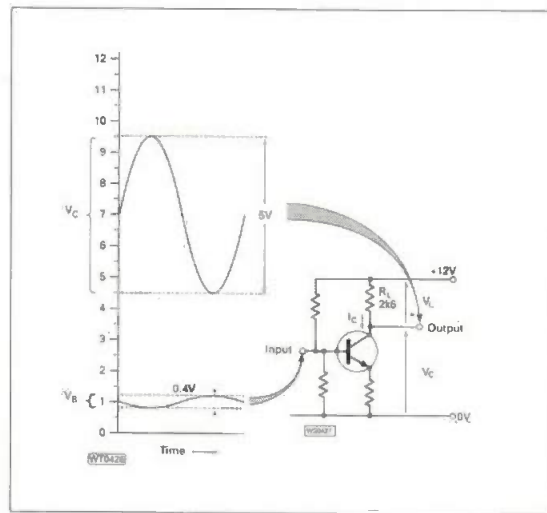


Fig. 5: The phase and voltage levels to be found at the input and output pins.

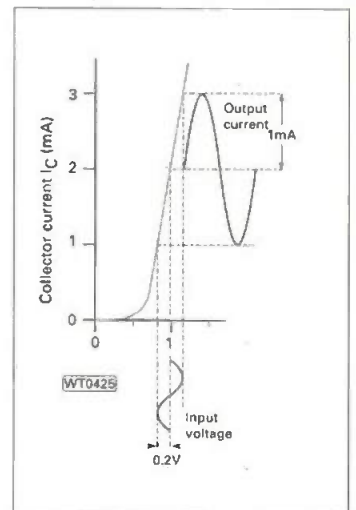


Fig. 4: With a  $\pm 0.2V$  base drive the collector current swings  $\pm 1mA$ .

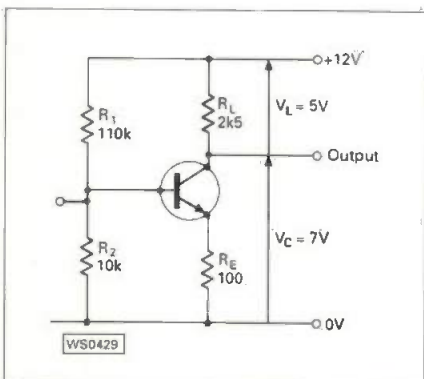
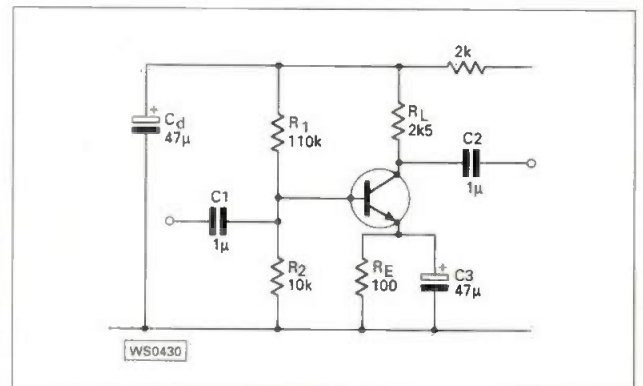


Fig. 2: Adding a few typical values.

Fig. 6: Additional components to make a working amplifier. The  $2k\Omega$  resistor and  $47\mu F$  capacitor reduce the power supply ripple that gets onto the output signal, but does alter the various voltage levels.





stated otherwise. The base of the transistor is biased at 1V above ground by R1 and R2. From the graph Fig. 3, you can see that a base voltage (VB) of 1V gives rise to a collector current (IC) of 2mA.

A current of 2mA through RL causes a drop of 5V across this resistor (by Ohm's law:  $V_L = I_C \times R_L$ ). This voltage drop (not referenced to the 0V rail) gives a voltage of 7V, referenced to the 0V rail, at the collector ( $12 - 5V$ ).

Now let us apply a signal at the input. The graph of Fig. 4, shows that by varying the input (shown horizontally) by  $\pm 0.2V$ , the collector current (IC) will vary between 3mA and 1mA (on the vertical axis).

The variation in collector current gives rise to variations in the voltage developed across the load resistor (RL). Of course there are also variations in the emitter voltage, but we can ignore them for now.

A total swing of 0.4V (peak-peak) at the input results in a total swing of 5V (peak-peak) at the output Fig. 5. As the output voltage is greater than the input voltage, we can say the stage has 'gain'.

To calculate the voltage gain we divide the output voltage by the input voltage. So, the gain is 12.5 ( $5V/0.4V$ ). In practice you would expect the gain to be higher than this, but I've chosen the values to keep the arithmetic simple.

When the voltage at the input is on the increase, the output voltage decreases and vice versa: in other words, there is a  $180^\circ$  phase shift between input and output. For an ordinary audio stage this phase shift doesn't matter.

Finally, Fig. 6 shows a practical circuit with the capacitors that I left out of the earlier diagram. The two  $1\mu F$  capacitors are to isolate the voltage levels in previous and later stages. This allows each stage's biasing to be specifically set-up.

The circuit illustrated is for small signals, such as in a microphone amplifier. If we want to draw power from an amplifier stage (to drive a loudspeaker, for example), then a different circuit is needed. But that's another problem!

## Questions

Now let's have a look at a few questions about the circuit!

**Q1** Which two resistors in Fig. 1 determine the voltage at the base of the transistor?

- (a) R1 and RL
- (b) R1 and R2
- (c) RL and RE
- (d) R2 and RE

**Q2** The purpose of a coupling capacitor between the stages of a multi-stage amplifier is to:

- (a) provide a phase shift
- (b) improve the high frequency response
- (c) provide a suitable bias for the second stage
- (d) isolate the d.c. voltages in the two stages

**Q3** In the complete amplifier stage shown in Fig. 6, the phase difference between the input and output waveforms is:-

- (a)  $90^\circ$
- (b)  $180^\circ$
- (c)  $270^\circ$
- (d)  $360^\circ$

**Q4** In Fig. 5 the main function of RL is to:

- (a) provide a load for the signal voltage
- (b) limit the current through the transistor
- (c) bias the emitter to the correct voltage
- (d) isolate the transistor from the rest of the circuit

*Murray Ward's interesting article is only a small snippet of the RAE syllabus.*

In our PW Book Store we carry a comprehensive range of books that are of great help to RAE and Novice RAE candidates. So, here's a short list:

- Radio Amateurs' Examination Manual* by George Benbow G3HB. This fifteenth edition is the definitive text for the full RAE course. 127 pages, £8.50.
- RAE Revision Notes* by George Benbow G3HB. A complimentary volume to his RAE manual. 99 pages, £4.99.
- How To Pass The RAE* by Clive Smith G4FZH and George Benbow G3HB. A book about examination techniques with many RAE multi-choice style papers to practice with. 88 pages, £8.50.
- The Radio Amateurs' Question & Answer Reference Manual* (fifth edition) by Ray Petri G0OAT. A comprehensive book covering the RAE syllabus subject by subject with sample questions in each section. There are over a thousand example questions in the 20+ sections. £13.95.

**For those contemplating taking the Novice RAE the following books will be of immense help:**

- The Novice Licence Student's Notebook* by John Case GW4HWR. It's the official book for the Novice RAE candidate, but it would also be of use to anyone contemplating taking the RAE. 124 pages, £9.95.
- Training For The Novice Licence, A Manual For Instructors* by John Case GW4HWR. The Novice RAE syllabus is planned to be used on a one-to-one basis with the instructor. This book is, as the name suggests, for the instructor. 101 pages, £6.50.
- Revision Questions For The Novice RAE* by Esde Tyler GOAEC. A series of sample questions, with answers, in the style of the Novice RAE. This book should help calm fears of what to expect in the examination. 60 pages, £5.50.
- The Novice Radio Amateur Examination Handbook* (BP375) by Ian Poole G3YWX. Ian Poole is well known for his ability to take a technical subject and explain it in simple terms. This is a very good book to compliment the official handbooks. 150 pages, £4.95.

All of the above books are available from the PW Book Store. If you wish to order any of the above books, phone Shelagh or Michael on the Credit Card Hotline line (01202) 659930, or use the order form on page 62 of this magazine.

PW

Q1 b rD q £D  
p z2 q 1D  
Answers



# A Quart...

By Bryan Wells G3MND

Can a wire antenna with half the normal span provide a satisfactory performance? The answer to this question is a definite 'Yes'! - within the limits stated below.

I judged the performance of the QUIPP experimental 3.5MHz antenna against a full size vertical 3.5MHz loop, in use for some 15 years. The full sized loop is in the form of an upside down isosceles triangle standing on its apex feed point, which is about 4m above ground. The long side (39.5m) of the triangle runs (horizontally) E-W at a height of about

overcomes the problems by utilising 300Ω slotted ribbon feeder with the additional element made from insulated wire. This additional element is interlaced, back and forth every 150mm or so through the slots in the ribbon.

The form of the QUIPP antenna and the dimensions are shown in the diagram Fig. 1. With the simple linear loading of this kind of antenna you will really appreciate that a 50% reduction in size is near to the maximum reduction that can be accommodated.

The specific inductance value (AL, the inductance value per number of turns) is given as being 70mH per thousand turns.

## Antenna Bandwidth

The bandwidth of the QUIPP, assuming that means having an s.w.r. of less than 1.5:1, is in excess of 100kHz. The lowest s.w.r. figure of 1:1 occurs, on my prototype, at about 3.69MHz. This was against an original design frequency of 3.74MHz. Again I stress that these

Fig. 1: Dimensions for the QUIPP antenna for 3.5MHz. Made from slotted 300Ω feeder with the extra conductor threaded through the slots.

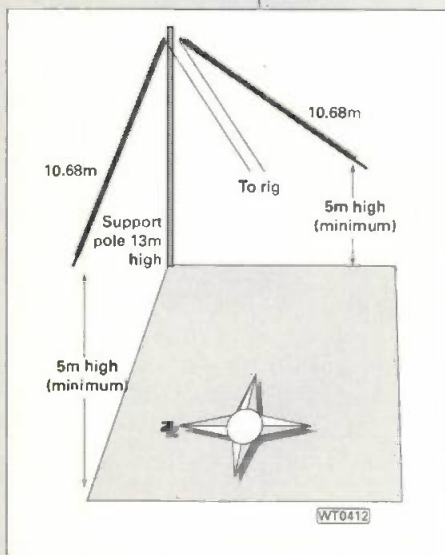
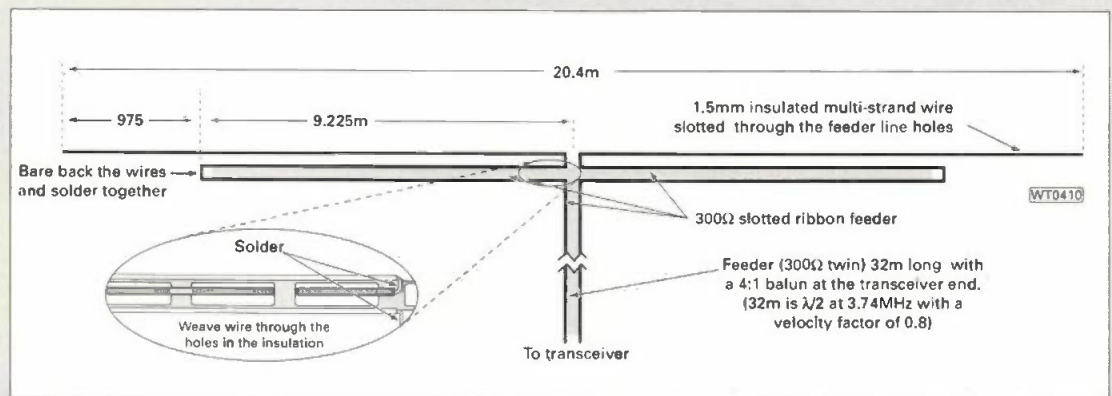


Fig. 2: An effective layout that G3MND found worked well in a small space.

12m and the circumference of the loop is some 82m.

I found that in comparison to the full size loop, the QUIPP experimental antenna, for 3.5MHz, was only one 'S-point' down on receive and less than two 'S-points' down on transmit. This performance I consider to be effective.

## Antenna Performance

The QUIPP 3.5MHz antenna performance is within the limits I've mentioned at my location. The main problem with linear loading for wire antennas, probably the most efficient method, is the complication brought about by spacers and tensioning.

My QUIPP 3.5MHz design

Please note however that in Fig. 1, the elements are shown separate only for clarity. In reality the longer elements are woven through the slots in the insulated material forming the web of the 300Ω twin feeder as shown.

The close spacing does not seem to degrade the performance to any significant extent. But as with many gains, there is however, a penalty!

With normal linear loading it's usually reckoned that the total conductor length should be increased by up to about 20% at the design frequency. I've found that with the close spacing of the QUIPP the overall length increase is more of the order of 40%.

The performance of the QUIPP antenna falls within the limits specified when used as a horizontal doublet at 11m or as an inverted 'V' at 12m. In both cases fed with an approximate electrical half wavelength of 300Ω solid ribbon terminated in a 4:1 balun.

The balun I used is made by winding 15 bifilar turns of 2mm (16s.w.g.) insulated wire on a ferrite rod of about 150mm long. The ferrite rod I used is some 15mm diameter.

figures relate to my particular surroundings.

The calculated inductance of a straight wire of length 19.05m, (half a normal dipole length for the design frequency of 3.74MHz) is about 40μH. The measured inductance of half the span of the QUIPP linear loaded as shown, is about 23μH.

From

$$f = \frac{1}{2\pi\sqrt{LC}}$$

we can find the LC value that gives resonance at 3.74MHz.

$$2\pi f = \frac{1}{\sqrt{LC}} \text{ or } (2\pi f)^2 = \frac{1}{LC}$$

$$\therefore LC = \frac{1}{(2\pi f)^2}$$

$$LC = \frac{1}{(2 \times \pi \times 3\,740\,000)^2}$$

$$= \frac{1}{(2 \times \pi \times 3.74 \times 10^6)^2}$$

$$= \frac{1}{552 \times 10^{12}} = 1.812 \times 10^{-15}$$

$$= 1812 \times 10^{-18}$$



# Bryan Wells G3MND describes the Quart In a Pint Pot ('QUIPP') - his effective and simple linear loaded, half sized antenna for 3.5MHz.

I've shown the power as 10-18 because this is the same as defining inductance in *Micro* (10<sup>-6</sup>) Henries and capacitance in *Pico* (10<sup>-12</sup>) Farads. So to find system resonance take values, where the product of inductance (defined in  $\mu\text{H}$ ) and capacitance (defined in pF), give a figure of 1812.

It seems from the above that the reduction in system inductance is compensated for by a commensurate increase in system capacitance provided by the close spaced linear loading. Presumably this accounts for the relatively generous bandwidth and will mean that the system *Q* is also reduced.

### Other layouts

You can try out other layouts if you don't have space for a complete horizontal run of 21m including the support ropes. Have a look at the drawings of Figs 2, 3 and 4, where I've shown other possible layouts.

I've tried the three differing layouts with various degrees of success. The two forms shown in Fig. 3 and Fig. 4, of course 'fire' east-west. I've also used it in the inverted-V form mounted on one 13m pole in one corner of my garden with one sloping leg to the West and the other to the South.

In the inverted-V case where there is only 90° horizontally between the legs, the total space taken up is just over 10m square. If you have an especially small garden then you could combine the 'drop-leg' ideas of Fig. 3 or Fig. 4, but you will lose out on efficiency though.

### Other Bands

I discovered something else, and that is, in addition to 3.5MHz there were three other bands with a reasonable match to 50 $\Omega$ . So on these bands I didn't need an antenna matching unit.

Because the matching to three other bands may be a feature of my particular set-up (and may not be

exactly repeatable) I won't say which bands. But you may find something similar when you come to check out your system.

### Other Sizes

You can make antenna of others sizes to suit other bands. Apart from the half size 3.5MHz antenna I've used the same method to construct a 54.88m (42.68m horizontal and the rest dropping vertically at each end) for 1.8MHz. I've also tried a similar version (with 54.88m dimensions) as an extended double Zepp for 3.5MHz.

My modified double Zepp antenna has a total conductor length of 140m while a 'normal' extended double Zepp length (cut for 3.74MHz) has only about 100m. The layout is a 21.4m three wire linear loading plus 6.1m tails either side.

The versions for both bands were effective, although I have no antenna to make a comparison with on 1.8MHz. However, the extended double Zepp with a 42.7m top (with 6.1m 'tails') at 12m high, worked particularly well. It was sometimes one or two dBs or so better than the 3.5MHz loop. Although at other times it was the same amount down.

### Final Point

One final point I must make. I've tried using the more usually illustrated linear loading method shown in Fig. 5 (this is written up in the *ARRL Antenna Book* - 16th edition, section 6-7).

I term the version shown in the *ARRL book*, the 'twin opposed'

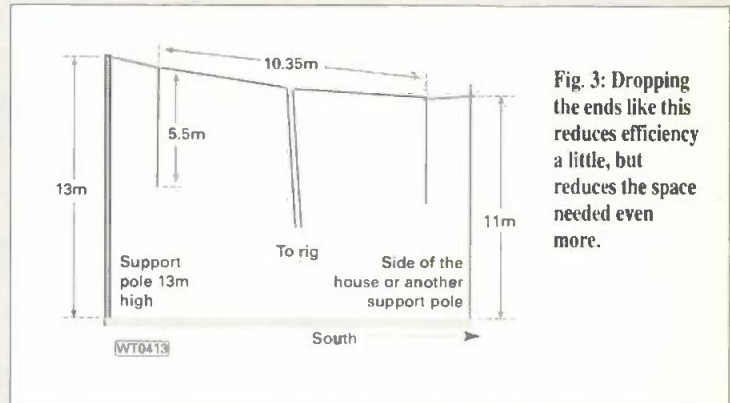


Fig. 3: Dropping the ends like this reduces efficiency a little, but reduces the space needed even more.

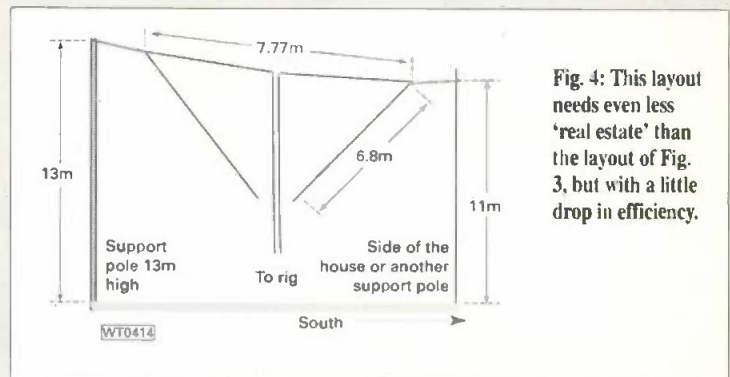


Fig. 4: This layout needs even less 'real estate' than the layout of Fig. 3, but with a little drop in efficiency.

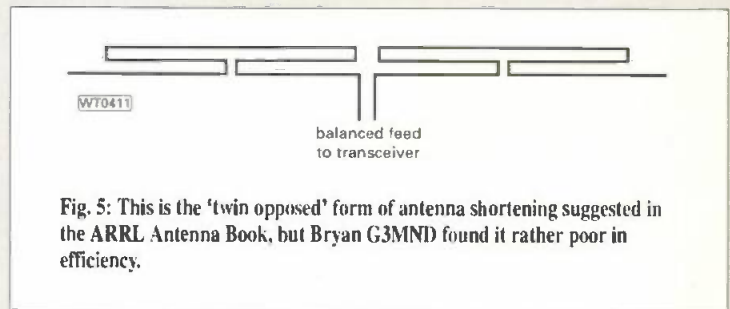


Fig. 5: This is the 'twin opposed' form of antenna shortening suggested in the *ARRL Antenna Book*, but Bryan G3MND found it rather poor in efficiency.

method. In my experiments I found that this format was significantly less effective compared with the simple version I've used for the QUIPP.

I hope that the 3.5MHz version will encourage those operators who do not have enough room for a full size antenna, or even perhaps for a G5RV, to have a go.

PW

# ...In A Pint Pot!



# RADIO

Compiled by Zoë Crabb

## 1996

**August 11:** The 39th Annual Derby Mobile Rally takes place at the Littleover Community School, Pastures Hill, Littleover, Derby. Doors open at 9.30am. The school is located off the A5250 (Burton Road) south of Derby, one mile south of the village of Littleover and the A5111 Derby Ring Road. There will be a large flea market, tables by the hour, wide range of radio and computer traders, monster radio & computer junk sale run by the society - with silly prices, famous for many years, starts at 11am. There will also be a wide range of refreshments available. Ample accommodation if wet. **Martin G3SZJ, QTHR. Tel/FAX: (01332) 556875.**

**\*August 11:** Flight Refuelling ARS Hamfest '96 will take place at the Flight Refuelling Sports Ground, Merley, Wimborne, Dorset. The event will run from 10am to 5pm and will include the usual mix of traders, Bring & Buy, craft exhibitors, car boot sale and field events. Talk-in will be on S22. **Richard Hogan G4VCQ on (01202) 691021.**

**August 16:** Cockenzie & Port Seton Amateur Radio Club Radio Junk Night will be held from 1830 to 2130 in the Cockenzie & Port Seton Community Centre. Bring along your own junk and sell it yourself. Tables will be provided free of charge on a first come first served basis. Entry fee £1 and refreshments will be available. All money raised to go to the British Heart Foundation. **Bob GM4UYZ on (01875) 811723.**

**August 18:** The Red Rose Rally is being held at Horwich Leisure Centre, Victoria Road, Horwich, Nr. Bolton of J6 M61. There will be a cafe, bar, Bring & Buy, RSGB stand, special interest groups, parking for 300 cars, free cash draw every hour, children's activity room up to seven years, supervised by parent. Doors open at 10.30am and admission is £1, free for children. Talk-in on S22. **Albert G7RZW on (01204) 62980.**

**August 18:** The 7th Great Eastern Rally is to be held at the Cattle Market, Hardwick Narrows, Kings Lynn. Doors open at 10am (9.45am for disabled visitors). There will be an outdoor car boot area, a spacious indoor area with national exhibitors, a Bring & Buy, talk-in on S22, free parking, refreshments on site, easy access for disabled. It is a good family day out with Sunday car boot nearby and close to Hunstanton Beach & Sandringham House. For bookings and information contact G0BMS on (01553) 765614 or at GB70PC or E-mail leo@feline.conqueror.co.uk

**August 18:** The Cardiff Amateur Radio & Computer Fair will be held at The Star Sports & Recreation Centre, Splott, Cardiff (M4 J32). Doors open 10.30am to 5pm. More details from **Stuart Robinson GW0WMT on (01222) 613070.**

**August 25:** The Galashiels and District Amateur Radio Society Open Day and rally will be held at a new and larger venue, The Volunteer Hall, St John's Street, Galashiels from 11am to 4pm. There will be a Bring & Buy, refreshments and a raffle. Talk-in on S22. **(01896) 850245 or (01896) 755943 evenings only.**

**August 25:** The East Coast Amateur Radio & Computer Rally, Clacton Leisure Centre, Vista Road, Clacton-on-Sea. There will be major suppliers of radio equipment, antennas, second-hand gear, computers, computer software, accessories and electronics. There will also be a Bring & Buy sale and Internet demonstrations throughout the day by Ke-Connect, the

local Internet Access Provider. A bar and cafeteria will be available from 11am. Free car parking and talk-in on GBIECR. **Sharward Promotions, Upland Centre, 2 Upland Road, Ipswich, Suffolk IP4 5BT. Tel: (01473) 272002.**

**August 26:** The Huntingdonshire Amateur Radio Society Annual Bank Holiday Monday Radio Rally is to be held at Ernulf Community School, St Neots, Cambridgeshire. Doors open at 10am and admission is £1. Refreshments available. Talk-in on S22. Further details from **David Leech G7DIU on (01480) 431333.**

**\*September 1:** The Bristol Radio Rally is being held at Brunel Centre, Temple Meads Station, Bristol. Doors open at 10.30am to 4pm (disabled 10.15am). Admission is £1. There is ample undercover parking, refreshments, large Bring & Buy and talk-in on S22. **(01275) 834282.**

**September 1:** The Telford Radio Rally will be held at the Telford International Centre. Two large, purpose built exhibition halls offer a day for the whole family. Main dealers are already booked along with a Bring & Buy, flea market and many special interest groups represented. Parking is on site and it is easy to find, just off the M54 motorway. Further details from **Tony 2E1DXR or via GB7PMB on (01743) 235619.**

**September 7:** The Annual Wight Wireless & Computer Rally is to be held once again at Arreton Manor, near Newport, Isle of Wight between 11am and 5pm. There is no charge for admission to the Wireless Museum or the extensive gardens, lawns and grounds, with plenty of free parking. There is no charge for trade stands or the Bring & Buy sale, so bring all your surplus equipment. There will also be a collection for the Radio Invalid & Blind Club. The cafeteria will be open for the much needed 'cuppa'. Talk-in on S22. Further information on **(01983) 567665.**

**\*September 8:** The 15th Lincoln Hamfest will be held on the Lincolnshire Showground. Entry fee, £1.50. Morse test available, plus all usual attractions. Caravans welcome (Saturday night only). **Sue Middleton on (01522) 525760.**

**September 15:** The Central Lancaster Radio Rally are holding their rally at the Central Lancaster High School, Crag Road, Lancaster, five minutes from Junction 34 on M6 motorway. Doors open at 10.30am and the entrance fee is £1. **Susan on (01524) 64239 or (01384) 896199.**

**September 15:** The East of England Rally is to be held at the East of England Showground, Peterborough, Cambs. Doors open at 10am. Further information from **Vince G8NGZ on (01733) 331211.**

If you're travelling a long distance to a rally, it could be worth 'phoning the contact number to check all is well, before setting off.

The Editorial staff of PW cannot be held responsible for information on Rallies, as this is supplied by the organisers and is published in good faith as a service to readers.

If you have any queries about a particular event, please contact the organisers direct.

Editor

**\*Practical Wireless & SWM in attendance**

## Recent Additions to the RSGB Book List

### Radio Communication Handbook

6TH EDITION

One of the world's largest and most comprehensive guides to the theory and practice of amateur radio communication. An invaluable reference book for radio amateurs everywhere.

Price: **£21.00**

### Amateur Radio Operating Manual

4TH EDITION

Revised to include digital communications, 2m 'fox-hunting', microwaves and moonbounce for the first time. Both newly licensed and experience operators will find this book invaluable.

Price: **£12.23**

### Packet Radio Primer

2ND EDITION

For the radio amateur interested in connecting into the packet radio network, then this revised and expanded book covers all the recent developments taking you on from the basics right up to satellite operation.

Price: **£8.92**

### Test Equipment for the Radio Amateur

3RD EDITION

A wide range of test equipment is included, much of which can be made from the construction details provided. The essential reference book for your book shelf.

Price: **£10.97**

*The Best Radio Books Available*

P&P add £1.25 1 item, £2.50 2 items or more.

Overseas rates available on request.

(RSGB Member's prices on request)



**RADIO SOCIETY OF GREAT BRITAIN**

Lambda House, Cranborne Road, Potters Bar, Herts EN6 3JE. Sales Telephone: 01707 660888.



# VALVES

We hold a large inventory of valves, many for radio ham use. Please call us with your requirements. We can supply most types from stock at sensible prices. We also buy valves new or used. Call us and tell us what you've got and we will give you an instant decision.

VISA/MASTERCARD ACCEPTED

Call or fax us on **01734 451737**  
Vintage Audio, 850 Oxford Rd, Reading RG30 1EL  
(Personal callers welcome)

Dear Sir,  
I think this advertisement  
breaks some rules

Advertisements are expected to conform to rules and standards laid down by the Advertising Standards Authority. Most do. The few that don't we'd like you to write in about.

And if you'd like a copy of these rules for press, poster and cinema advertisements, please send for our booklet. It's free.

## The Advertising Standards Authority.

We're here to put it right. ✓

ASA Ltd., Dept. Y, Brook House, Torrington Place, London WC1E 7HN.

# PW SERVICES

## Queries:

Practical Wireless, PW Publishing Ltd., Arrowsmith Court, Station Approach, Broadstone, Dorset BH18 8PW.

We will always try to help readers having difficulties with *Practical Wireless* projects, but please note the following simple rules:

- 1: We cannot deal with technical queries over the telephone.
- 2: We cannot give advice on modifications either to our designs, to commercial radio, TV or electronic equipment.
- 3: All letters asking for advice must be accompanied by a stamped self-addressed envelope (or envelope plus IRCs for overseas readers).
- 4: Make sure you describe the problem adequately, with as much detail as you can possibly supply.
- 5: Only one problem per letter please.

## Back Numbers

Limited stocks of many issues of *PW* for past years are available at £2.30 each including post and packing. If the issue you want is not available, we can photocopy a specific article at a cost of £1.50 per article or part of article.

Over the years, *PW* has reviewed many items of radio related equipment. A list of all the available reviews and their cost can be obtained from the Editorial Offices at Arrowsmith Court, Station Approach, Broadstone, Dorset BH18 8PW for a large stamped self-addressed envelope.

## Binders

*PW* can provide a choice of binders for readers' use. Plain blue binders are available, each holding 12 issues of any similar A4 format magazine. Alternatively, blue binders embossed with the *PW* logo in silver can be

supplied. The price for either type of binder is £5.50 each (£1 P&P for one, £2 for two or more).

Send all orders to PW Publishing Ltd., FREEPOST, Arrowsmith Court, Station Approach, Broadstone, Dorset BH18 8PW.

## Constructional Projects

Components for *PW* projects are usually readily available from component suppliers. For unusual or specialised components, a source or sources will be quoted.

## Mail Order

All items from *PW* are available Mail Order, either by post or using the 24hr Mail Order Hotline (01202) 659930. Payment should be by cheque, postal order, money order or credit card (Mastercard and Visa only). All payments must be in sterling and overseas orders must be drawn on a London Clearing Bank.

# COLOMOR (ELECTRONICS) LIMITED

## VALVES WANTED - NEW & BOXED

KT66 - GEC.....	£35 each	DA100 - GEC.....	£100 each
KT88 - GEC.....	£50 each	4212E - STC, UK....	£100 each
EL34 - Mullard.....	£12 each	PX25 - Globe shaped..	£90 each
EL37 - Mullard.....	£10 each	PX4 - Globe shaped....	£50 each
DA30 - GEC.....	£80 each	ECC83/EF86.....	£3 each

## SPECIAL OFFERS

**Large stock of AR88 spares.** 19 Set leads/cable & junction boxes. 19 & 62 Sets for spares only. 88 Sets, C12's, C13's, C45's, etc. PSU's for C12, C45, PCR etc.

## Plus Valves:

2C39BA	Siemens or Telefunken.....	£28.00 each
4CX250B	STC.....	£27.00 each
4CX250BM	Eimac.....	£37.00 each

OVER A MILLION OTHER VALVES IN STOCK. PLEASE ASK FOR A QUOTE.

## Also:

27ft telescopic aerial mast.....	£27.00 each
Brand new kit bag (complete) for 27ft mast.....	£22.00 each
Pump up mast, type "Scam 40" extended height of mast 40ft. retracted height 7ft. 9in. max. headload 32kg. As new condition.....	£300.00 each
RCA 4366 HF Transmitter 2 to 20MHz.....	£500.00 each

Please ring for availability and price.

WE ALSO BUY OTHER TYPES OF NEW VALVES, AMPLIFIERS, TEST EQUIPMENT & COMPONENTS. FACTORY & WAREHOUSE CLEARANCE. CONFIDENTIALITY ASSURED!

Telephone or Fax list for offers.

Day Tel: **0181-743 0899** Fax: **0181-749 3934**

## Colomor (Electronics) Limited

170 Goldhawk Road, London W12 8HJ

Evening (to 10pm) Tel/Fax **01403 782275** Please quote ref PW

£30  
WORTH OF  
VOUCHERS

CATALOGUE  
WAS £2.50  
NOW FREE

Only the cost of a stamp

## THINK COMPONENTS - THINK CRICKLEWOOD

- TELEVISION & VIDEO SPARES • RESISTORS & CAPACITORS • HI-FI GADGETS & SPEAKERS
- TRANSISTORS & I.C.'s • AUDIOPHILE CAPACITORS
- IN CAR AUDIO • COMPUTER BOARDS • TOOLS & TEST EQUIPMENT • PLUGS SOCKETS & LEADS



**Cricklewood Electronics**

PLEASE SEND ME A COPY OF THE CRICKLEWOOD CATALOGUE.

Name.....

Address.....

.....

.....

.....

.....PW

Cricklewood Electronics Ltd, 40-42 Cricklewood Broadway, London NW2 3ET. Tel: 0181-450 0995 Fax: 0181-208 1441



*This month Ray Fautley G3ASG goes hunting in the attic to find space to put up trapped dipoles for use on at least two bands.*

# Antenn

**T**rapped dipole antennas are variations on the simple doublet wire antenna. But there are two very useful advantages to be gained by the use of a trap dipole:

a) Resonant operation on more than one band. They also have a 50 - 70Ω feed point impedance (depending on height) for each band.

b) The total physical length of the antenna is less than that required for a full-size dipole for the lowest frequency band.

Commercial versions of trapped dipoles have been available for a long time, particularly for use on the 3.5 and 7MHz bands. Most amateurs will be acquainted with the arrangement shown in Fig. 1. The secret of operation lies in the design of the traps, which by the way are parallel tuned circuits.

### For 3.5 & 7MHz

Let's consider the case of a 3.5/7MHz trapped dipole. At 7MHz the traps are at resonance so, they have a very high impedance. In fact each trap operates as an open circuit.

Because to r.f. it seems to be just like an insulator, no r.f. energy can get into the outer parts of the antenna. The wire between the two traps becomes a full-size half-wave dipole resonant at 7MHz.

The extra bits of wire at each end have virtually no effect at 7MHz. So, now let's consider what happens at 3.5MHz?

At frequencies below 7MHz, such as 3.5MHz, the traps behave just like inductors, the reactance of which depend upon frequency and the inductance values used for the tuned

circuits.

The inner lengths of wire plus the inductive reactances, plus the lengths of wire beyond each trap become resonant on another, lower, frequency. With some manipulation, it could result in another half-wave antenna resonant at 3.5MHz. So we have two antennas with a common feed point and similar feed point impedances.

Now, from what we should already know (we do know - don't we?) about tuned circuits, there are, theoretically at least, an infinite number of combinations of inductance (L) and capacitance (C) which would resonate at any single frequency.

Taking the single frequency (7MHz) for the trap, from calculations, charts or Abacs where we can look up a resonant combinations. For instance I've found that when:

L is 0.1μH and C is 5150pF  
 or L is 5μH and C is 104pF  
 or L is 10μH and C is 51.5pF  
 or L is 200μH and C is 2.6pF  
 all give resonance at approximately 7MHz! So, how do we decide which actual values to use?

Since the value of the inductor has the greatest effect on the rest of the antenna, that's the component we'll concentrate on. Once we've settled on the inductance value, it's then just necessary to find the value of capacitance for resonance at 7MHz.

I'll try and ignore all the mathematical rigmarole so, here's an easier design procedure for a two-band trap dipole. Remember, the overall length of the antenna must be less than that of a full-size half-wave dipole at the required lower frequency.

**Table 1**

B	A											
	5	10	20	30	40	50	60	70	80	90	95	98
5	5200	2800	1500	1000	720	530	385	275	165	80	38	15
10	5300	3000	1600	1100	750	560	400	285	175	83	41	16
20	5800	3300	1750	1200	830	600	450	320	190	93	46	18
30	6500	3900	1900	1300	930	680	500	360	215	110	52	21
40	7000	4200	2200	1500	1100	790	590	410	260	130	62	25
50	7500	4800	2700	1750	1300	950	700	490	320	160	78	32
60	--	5700	3200	2200	1600	1200	870	630	420	215	110	43
70	--	7200	4000	2750	2100	1600	1200	880	600	320	160	68
80	--	10k	5700	3400	2900	2300	1850	1400	970	580	300	130
90	--	--	10k	7000	5300	4200	3500	2800	2200	1400	850	390

### Symbols used:

- A is half the overall antenna length available (in metres)
- B is length from centre of antenna to trap (in metres)
- CT is the capacitance value for trap (in pF)
- FLF is the centre frequency of the lower band required (in MHz)
- FT is resonant frequency of trap (ie. centre frequency of higher band) (in MHz)
- L is physical length of full-size half-wave dipole for FLF (in metres)
- LT is inductance value for trap (in μH)
- X is the overall length of the complete antenna (in metres)

### Design Procedure

Now I'll go through the steps in the design procedure to create our individual trapped dipole.

- (1) Determine A in metres (measure)
- (2) Define FLF in MHz
- (3) Define FT in MHz
- (4) Determine L from

$$L = \frac{142.6}{FLF}$$

where L is in metres and FLF in MHz

- (5) Determine A' from

$$A' = \frac{2A \times 100}{L}$$

- (6) Determine B from

$$B = \frac{142.6}{2 \times FT}$$

where B is in metres, FT in MHz

- (7) Determine B'

$$B' = \frac{B \times 100}{A}$$

- (8) From Table 1 find XL for A and B with XL in Ω

- (9) From XL determine L0 at FLF ‡

$$L_0 = \frac{X_L}{2\pi \times FLF}$$

- (10) Determine LT from:

$$L_T = L_0 \left[ 1 - \left( \frac{FLF}{FT} \right)^2 \right]$$

- (11) Determine CT from:

$$C_T = \frac{10^6}{4\pi^2 (FT)^2 L_T}$$

with FT in MHz and LT in μH

**\*\*In Table 1, the dashes (--) in the table mean that the value of XL would make the inductor value so high that the tiny capacitance value necessary for resonance would likely be lower than the coil's self-capacitance!**



# a Workshop

## Bit By Bit

I'm sure you think the process looks rather complicated, but taken bit by bit it's not so bad! So, just to illustrate how it works, here's a worked example.

The problem is:

Given a maximum antenna length of 11m (that's the length of my attic!) I want to design a trap dipole for operation on the 10.1MHz and 18MHz amateur bands. The drawing Fig. 2, shows the basic layout of the antenna design, now I'll show you how I arrived at those figures.

By referring to the design procedure, we carry out the steps:

(1) Determine A:

$$A = 11 \div 2 = 5.5 \text{ metres}$$

(2) Define LLF:

$$LLF = 10.125 \text{ MHz (band centre)}$$

(3) Define FT:

$$FT = 18.118 \text{ MHz (near band centre)}$$

(4) Determine L:

$$L = \frac{142.6}{10.125} = 14.084 \text{ m}$$

(5) Determine A':

$$A' = \frac{2 \times 5.5 \times 100}{14.084} = 78.1$$

(6) Determine B:

$$B = \frac{142.6}{2 \times 18.118} = 3.935 \text{ m}$$

(7) Determine B':

$$B' = \frac{3.935 \times 100}{5.5} = 71.55$$

(8) From Table 1 we look up the value for  $X_L$ , when  $A = 78$ ,  $B = 72$ .

It's shown as being about  $600\Omega$

(9) Determine  $L_0$  at FLF:

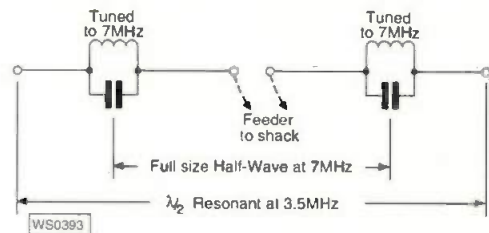
$$L_0 = \frac{600}{2\pi \times 10.125} = 9.43 \mu\text{H}$$

(10) Determine  $L_T$ :

$$L_T = 9.43 \left[ 1 - \left( \frac{10.125}{18.118} \right)^2 \right] = 6.5 \mu\text{H}$$

(11) Determine  $C_T$  from  $L_T$  and  $F_T$

$$C_T = \frac{10^6}{39.8 \times 18.118 \times 18.118 \times 6.5} = 11.87 \text{ pF}$$



**Fig 1: The basic layout of the a trapped dipole, that may be made resonant on two bands.**

## Bit By Bit continued....

In practice, you could use a 12pF capacitor rated for at least 1kV, and wind the inductor with about a 25mm diameter.

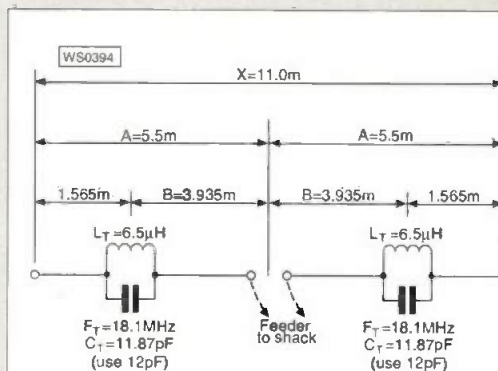
Using tinned copper wire about 1.6mm diameter (16s.w.g.) wind a 32 or 33 turn coil with at least one wire diameter spacing between turns. The coil should be about 100mm in length at this stage.

Adjust the number of turns. Then finally squeezing them together, or slightly opening them out, until the tuned circuit resonates at 18.1MHz (to be pedantic, 18.118MHz!).

Check resonance with a dip oscillator. When both tuned circuits have been resonated, wire them into the positions shown in Fig. 2.

The simplest wire to use for the antenna is 16 or 18s.w.g. tinned copper as soldering is so easy (no enamel to clean off!). Just staple the wire to the roof timbers.

Once again - please use an a.t.u. at the shack end of the feeder, it will ensure that your transmitter 'sees' the correct load impedance (usually  $50\Omega$ ). With so many modern transceivers having semi-conductor power amplifiers, the a.t.u. will help considerably in getting the maximum power into the antenna system.



**Fig 2: The layout of the antenna system resonant on both the 10 and 18 MHz bands.**


## Follow The Rules

If you follow the above rules, it should be possible to design traps for other two-band antennas. The only limiting factor is that the overall length of the trap dipole antenna must be less than the length of a full-sized half-wave dipole at the lower of the two frequencies.

PW



# Valve & Vintage



By Phil Cadman G4JCP

*It's Phil Cadman G4JCP's turn to look after the vintage wireless 'shop' this month. This month he's describing a popular one-valved set from the 1960s and the circuitry of valved receivers in a little more detail.*

**H**ello again, it's good to be back...and I'm wondering how many of you tried the regenerative detector I described in my last column? Those of you that did probably found it none too satisfactory. The difficulty is in finding a tapping point on the coil which gives both good sensitivity and good audio quality. Next time, I'll tell you how to modify the circuit to allow separate adjustment of the audio detection point and the amount of regeneration. All you'll need is an r.f. choke of around 1mH inductance, a 250pF variable capacitor and a short length of wire. No prizes for guessing what the modification will be.

Whilst still on the subject of coils, the PW book service can supply an excellent little book on coil and transformer design. The title is *Coil Design and Construction Manual (BP160)* and it's published by Bernard Babani.

## Hear All Continents?

I recently received a letter asking for information about an 'HAC' model 'DX' receiver. Luckily, I still have one of these little sets stashed in my loft.

For those of you who have never heard of 'HAC' the letters stood for 'Hear All Continents'. I always thought

it rather an optimistic name for what was a one-valve radio.

The basic 'HAC' model 'DX' used a rather antique-looking battery valve which drove a pair of high-impedance headphones (S. G. Brown, of course!). An add-on audio stage was available but I seem to remember that it too only drove headphones. I suppose it did make the signals somewhat louder.

I don't think I ever did 'hear all continents' on my set but I've no doubt it was possible. The manufacturers of the 'DX' had at least one other design. In its simplest form it was just another regenerative detector but it used a modern miniature valve. However, this set could be upgraded to give loudspeaker operation.

The 'HAC' radio sets were popular throughout the 1960s, advertisements regularly appearing in copies of *Practical Wireless* and *Radio Constructor*. I wonder, does anyone know what happened to the company?

## Superhet Receivers

As promised, this time I'm going to talk a little about simple super-sonic heterodyne or 'superhet' receivers. Unlike tuned radio frequency (t.r.f.) sets, which do their r.f. amplification at the incoming signal frequency. In a superhet most of the r.f. amplification is

done at a fixed, intermediate frequency.

If you take a look at Fig. 1, you'll see that V1, is actually two valves in one - a triode-hexode. The triode section is wired as an r.f. oscillator - the 'local oscillator' (l.o.) and the hexode section looks as if it's just a straightforward r.f. amplifier. However, its third grid is internally connected to the grid of the triode section.

The hexode section of V1, is known as the 'mixer' or 'frequency changer'. This is constructed so as to make the r.f. signal from the l.o. mix with, or rather multiply, the wanted radio signal fed in at grid one. As if by magic, four frequencies now appear at the anode.

First, there's the wanted radio signal. Then there's the l.o. frequency from the triode section. All quite obvious. But, two new frequencies put in an appearance!

One frequency is equal to the wanted frequency added to the l.o. frequency. The other frequency is equal to the difference between the wanted frequency and the l.o. frequency. These are, not surprisingly, known as the 'sum' and 'difference' frequencies.

The intermediate frequency transformer (i.f.t.) in the anode circuit of V1, is tuned to the difference frequency. You'll appreciate that this difference frequency has now become the intermediate frequency (i.f.) at which substantial amplification now takes place.

In most domestic valved radios the intermediate frequency is either 465 or 470kHz. But manufacturers have used frequencies ranging from 450kHz all the way up to 475kHz.

Also, beware of very old radio sets and of communications receivers. They may have totally different intermediate frequencies!

Assuming an i.f. of 465kHz, it follows that the l.o. has to run 465kHz higher (or lower) than the frequency of the wanted signal. This is easy enough to achieve at one particular frequency but not so easy over say, the whole of the medium wave band. Keeping the l.o. and the input tuned circuit 465kHz apart is known as **tracking**.

In Fig. 1, the wanted frequency is

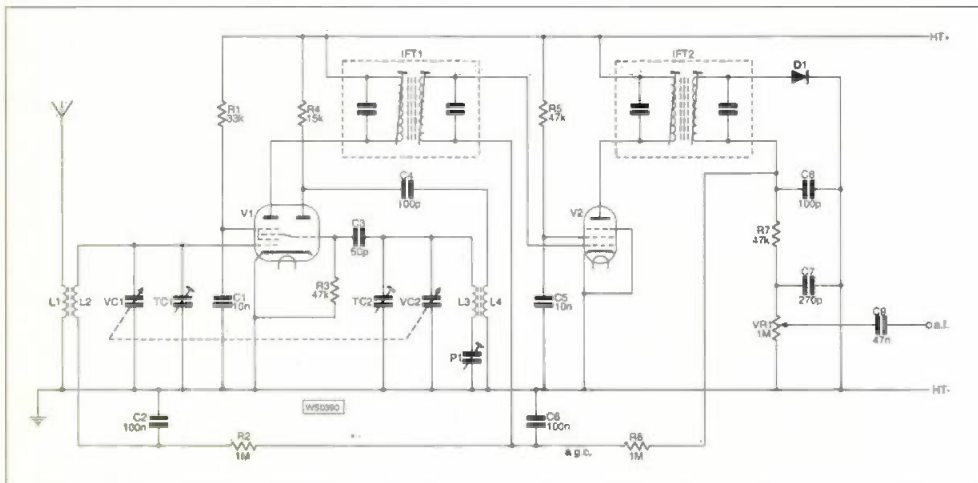


Fig. 1: Simplified superhet r.f./i.f./detector circuit.



tuned by L2, VC1 and TC1. The i.o. is tuned by L3, VC2, TC2 and P1. At any place on the dial these two tuned circuits should resonate exactly 465kHz apart. I say 'should', for they seldom do. Fortunately, a slight error is of little consequence but a large error most certainly is.

Enthusiasts of a 'twiddling' disposition are apt to go berserk on seeing all the trimmers and adjustable cores you find in a multi-band superhet radio. Even in the single-band example shown in Fig. 1, there are no less than seven possible adjustments (not including VC1 and VC2).

You can imagine the mess you can get into if you're not sure of what you're doing. So, don't twiddle with a superhet unless you have a clear idea of what to do.

I'm not going to describe the alignment of a superhet, it's simply too involved to cover here. If you ever have need to align a superhet do try and get a copy of the manufacturer's service information.

The service sheet will (hopefully) detail how you go about the alignment. Failing that, at least get a circuit diagram. In any event, only make one adjustment at a time and if in doubt - don't touch.

## Two Tuned Circuits

An intermediate frequency transformer (i.f.t.) is nothing more than two tuned circuits mounted in close proximity to each other. The tuned circuits are usually inductively coupled by the rather obvious technique of winding the two coils on the same former.

In the good old days the tuned circuits consisted of fixed coils and variable capacitors. But the i.f.t.s you are most likely to come across will have fixed capacitors wired across coils which have an adjustable iron-dust cores.

Designing (and manufacturing) i.f.t.s is a little more involved than my description of them may suggest. The spacing, and hence the coupling between the two coils is critical and is usually the result of much trial and error.

The diagram, Fig. 2, shows the relative amplitude response of two tuned circuits in close proximity to each other. If they are spaced just right then you'll get a response like curve A when they are both tuned to 465kHz.

You may think that this curve is just what we want but sadly, it isn't. Remember sidebands?

Radio broadcasts have sidebands that extend to at least 6kHz either side of the carrier frequency. Yet

curve A shows that at just 3kHz from the peak the response is well down. The higher frequency sidebands will be heavily attenuated and so the demodulated audio will sound very muffled.

The trick is to physically move the tuned circuits a little closer together so that they become **over-coupled**. Curiously, it will **not** now be possible to get a single peak. And you'll find as one core is adjusted it will affect not only its own circuits resonant frequency but also the resonant frequency of the other tuned circuit.

If the designer of the i.f.t. has got it right a response like that of curve B can be achieved. It may look like a slice through a volcano but a whole lot more of those precious sidebands will get through making the demodulated audio sound much better.

In reality some radio manufacturers took the single-peak approach while others preferred over-coupling. And when aligning a radio it's useful to know which **method** the manufacturer has chosen (hence my comments about the importance of getting hold of service data).

Of course, with practice it's possible to align almost any radio set even without a circuit diagram. However, until you attain those lofty heights you'd better read the manual!

Just two points going back to Fig. 1. The diode D1, demodulates the amplified i.f. signal. And components C8, R7 and C7, form a low-pass filter which stops the intermediate frequency from reaching the following audio stages.

By the way, for simplicity I've shown D1, as a semiconductor diode. In reality, it's far more likely to be a thermionic diode. Sometimes it will be included in the i.f. amplifier valve, V2, or, more usually, it'll be within the following audio amplifier valve.

The diode, D1, also provides the negative automatic gain control (a.g.c.) voltage which is fed back to the mixer and i.f. amplifier (V2). The stronger the received signal then the more negative will be the a.g.c. voltage and the lower the gain of V1 and V2.

The idea of a.g.c. is to keep the audio level constant no matter how strong or weak the received signal. More about a.g.c. another time.

## More Complicated

Superhet receivers are more complicated to build than t.r.f. receivers. But they give more satisfactory results without the need

for critical tuning adjustments whilst in use.

The problem in recent years has been the unavailability of new i.f. transformers (and r.f. coils) suitable for use in valved designs. The i.f.t.s available from the mail-order suppliers are optimised for use in semiconductor designs and, therefore are not suited to the high impedances found in valve circuits.

Riding to our rescue is Ron Allwright, managing director of Denco (Clacton) Limited who has begun

manufacture of selected Maxi-Q coils. Once again Denco are producing both r.f. coils and intermediate frequency transformers for use in valved designs.

Of course, you don't have to use new components. Surplus i.f.t.s sometimes turn up at junk sales and rallies. Very occasionally an advertisement will appear in a magazine. You should **never** pass up the opportunity to acquire a scrap radio if there is a chance of salvaging a set of coils and i.f.t.s (not to mention all the other useful bits).

## Need To Check?

If you ever have need to check an i.f.t., I suggest you use the circuit shown in Fig. 3. You don't have to remove the i.f.t. from a chassis but **do disconnect** all the terminals and earth the radio chassis to the signal generator.

It's most important to leave the shielding can on the i.f.t. and connect it as shown. Use shielded cable for connections greater than a few inches and connect the 10pF capacitors as close as is reasonable to the terminals of the i.f.t.

The 10pF capacitors are very important. This is because the output capacitance of the signal generator and the input capacitance of the r.f. voltmeter (or oscilloscope) will appear in parallel with the fixed capacitors inside the i.f.t., and will affect the resonant frequencies of the tuned circuits.

However, some capacitance is **acceptable** as it will partly simulate the stray capacitances that are present in the normal working circuit. The capacitors don't have to

be exactly 10pF but do try not to use less than 10pF or greater than 20pF.

You may need to use a signal generator with a fairly high output, 1V or more, to get a reasonable reading on the voltmeter. Then gently sweep the signal generator backwards and forwards between 400kHz and 550kHz (or around whatever frequency you think the i.f.t. is tuned to) whilst looking for any movement on the voltmeter.

Once the resonant frequencies have been established tune the cores

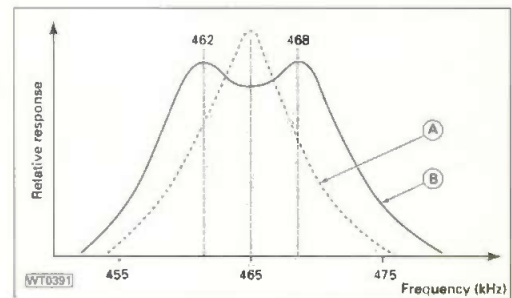


Fig. 2: Example i.f. response curves.

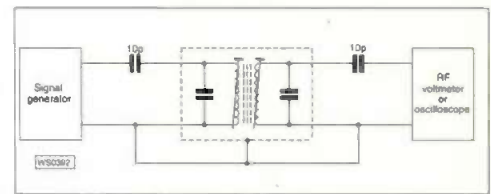


Fig. 3: Testing i.f. transformers.

to maximise the peak. If the i.f.t. is off frequency, adjust the signal generator a little towards the desired frequency and re-tune the cores to move the peak in that direction.

Some cores are prone to move at the slightest touch, so before making any adjustments run a short length of cut rubber band down the hole in which the core travels. That will hold the core in position but still allow adjustments.

Also...be warned and adjust the cores **gently**. They can be very brittle and prone to break (especially the older types).

## Closing Time

Oh well it's closing time and once again I've to put the shutters up. So, until it's my turn 'in the shop' again I'll say cheerio.

Remember, your letters and E-mails are most welcome, send them to me either via the PW offices, via E-mail to [phil@oldpark.demon.co.uk](mailto:phil@oldpark.demon.co.uk) or direct to me: Phil Cadman G4JCP at 21 Scotts Green Close, Scotts Green, Dudley, West Midlands DY1 2DX.



# VHF REPORT

*This month David Butler G4ASR has further reports of DX contacts made on the 50 and 144MHz bands during the Summer Sporadic-E season.*

I mentioned last month that conditions via Sporadic-E (Sp-E) propagation were excellent during the month of May. On the 50MHz band there were numerous European openings allowing contacts to be made up to 2000kms or so.

Some of the more hard to get European countries included HA, HB0, LX, LY, LZ, T7, OY, UA, YL, YO, ZB and Z32. I also reported that the station of JX7DFA in beacon mode was heard on a number of occasions but that no other activity was noted.

**Paul Southgate G6ILD (J001)** reports however that on May 20 at 2104UTC he was fortunate to work JX7DFA (IQ50) on the island of Jan Mayen. Running 50W from an FT-650 transceiver into a home-made 6-element Yagi, he received a 55 report on s.s.b. Paul also heard the JW7SIX beacon located on Svalbard.

There were also a number of long distance openings during May to the African continent. Stations worked from the UK included CN, CT3, EH8, EH9, TR8CA, 5T5BN and reception of the ZD8VHF beacon. Also workable via 2-hop Sp-E were Asiatic stations such as 4X6UJ, 5B4AAI and 7Z500.

Conditions were also very good to North America with three transatlantic openings occurring on May 27, 28 and 29. Many keen DXers managed to work operators in VE and W and a lucky few managed to work the stations of FP5EK, N4HSM/VP5 and W6JKV/VP5.

## June Activity

So much for May, now I'll move on to reports of activity, or lack of them, on the 50MHz band during the month of June. After what seemed like a promising start to the season, the intensity of Sp-E openings took a nose dive.

Yes, there were openings nearly every day but the intensity and duration of them was definitely very much reduced compared to previous years. What I found interesting though was the fact that a number of multi-hop openings to the Middle-East and North America still occurred.

It seemed to me (and I could be wrong) as if there were two distinct

types of Sp-E propagation. One type was responsible for intense, sharply focussed single-hop propagation, probably via discrete clouds or 'bloblets' of ionisation. The other type gave the impression of a thin, diffuse layer of ionisation, allowing longer distance contacts of 3000-5000kms to be made.

Although Sp-E conditions in June were nothing to write home about, there were still many European countries that could be worked from the UK. These were via single-hop Sp-E propagation allowing contacts to be made up to 2000kms away.

In addition to the usual European countries some more interesting stations, such as HA8BE, HB0LL, OH0JET, SV5/DL8SET, T98TFA and ZB2EO were also to be found. Although not very difficult to work, most of these were the only active station from that particular country.

**Peter Lowrie G17JYK (ID74)** reports that propagation has been very poor at his QTH in Northern Ireland. Openings were very few and far between with contacts only being made with stations in DL, EH, LA and SP. The best DX of the month was ES2SW/2 (KO29) at 1971kms.

Peter uses an FT-690R running 3W into an indoor dipole which might explain why not many signals were heard during the period. It's true to say that when conditions are poor you will be struggling to work DX stations with only a dipole. On the other hand, when conditions are 'right' some amazing contacts can be made with QRP and a very small antenna.

A Dutch expedition to the Republic of Georgia was operational during June. Using the call sign **4L6PA (LN21)** the group made some excellent contacts but regretfully very few in the UK. All openings were generally very weak and of limited duration.

The distance from central UK to Georgia is in the order of 3500km. This is one of those awkward distances approximately mid-way between 2 and 3-hop propagation.

Some of the fortunate stations to make a QSO with 4L6PA included G0NYL, G3FPO, G3IBI, G3KNU, G3WOS, G4IFX, G4JCC and G4J4CD. Following one brief opening into



**The Windbreakers and Hadrabs Contest Group show off their trophies presented to them at the 1996 RSGB VHF Convention.**

southern Europe the group turned the antenna towards Japan.

The bright idea of pointing the antenna at Japan resulted in contacts with JA6QGG, JA6IMJ/4 and JK6PAC. The distance? A mere 7700km!

## Contacts with Asia

During June there was also the opportunity to make contacts with stations located in Asia. All of these were located in the Middle-East area and included 4X11F, 4X6UJ, 4Z4UL and 5B4AAI.

The beacons 5B4CY and OD5SIX were also heard in the UK on a number of occasions. It was also possible to contact stations in the African continent via single or double-hop Sp-E. These were all located on the northern edge of the continent and included CN8CC, CN8HB, CT3FT, EH8ACW, EH8BPX, EH9IB and EH9IE.

One new station to look out for is **5A1A** in Libya. He was reported to be working a number of stations in DL and OE on June 8.

Somewhat further to the south the station of 9G1YR, located in Ghana, made his first 50MHz QSOs on June 3. At 1853UTC he contacted PA3DWD and later at 1922UTC he worked IOJX. Although no contacts

were made with the UK this is another station well worth looking out for in future openings.

## Transatlantic Openings

Despite the generally poor Sp-E conditions there were a total of seven days when transatlantic openings were recorded between the UK and North America. These multi-hop Sp-E events took place on June 6, 7, 9, 10, 11, 16 and 20.

**Bob Mobile WA10UB** has been paying particular attention to transatlantic openings between North America and Europe this summer. He has been plotting openings on a daily chart with some interesting results.

Bob mentions that the (triple-hop) openings don't just pop up from nowhere. The Sp-E conditions seem to build up to a peak over a period of several days, fade away, and then a new cycle starts.

The time period between SP-E peaks is between 5-7 days. These results are similar to that noticed previously in the UK.

There is a peak in intensity, then bang, it all disappears to re-start again with a small opening. The ionisation then builds in intensity over a few days, reaches a peak in maximum usable frequency (m.u.f.),



before it all collapses again.

Bob WA1OUB reports two time periods when there is an enhanced probability of making transatlantic contacts. The first, a minor peak, is between 1030-1230UTC. The highest probability is between 1830-2330UTC reaching a maximum peak at 2130UTC.

The first UK-North America opening of the month was on June 6 and was very much a weak and watery affair. Signals were in and out during the afternoon period with the VO1ZA beacon (50.039MHz) being heard by GU7DHI (IN89) at 1200UTC, by G0JHC (I083) at 1510UTC and by G6YIN (I093) at 1630UTC.

Geoff Brown GJ4ICD (IN89) managed to work WA1OUB at 1358UTC and G3FPQ contacted KM1H at 2133UTC. But apart from those contacts I don't have any other reports.

Another series of events occurred on June 7 with some good propagation to the Turks and Caicos Islands. Among the lucky stations to work the expedition group, W6JKV/VP5 and N4HSM/VP5 (FL31), were GJ4ICD (IN89), GW3JXN (I072) and G0JHC (I083).

The expedition group were first heard in the UK at 1345UTC with signals disappearing around 1630UTC. The next transatlantic opening, on June 9, occurred between 1150-1345UTC. Although fairly brief there was some very good DX to be worked for those prepared to dig into the noise.

The station of GJ4ICD worked both C6AIE (Bahamas) and KC4AUC/J6 (St. Lucia) at the very beginning of the event. Propagation then moved into the W4 call area with a number of G, GJ and GW stations working W4WHK (EM90), KJ4E (EL98), KQ4PI (EL99) and

W5HUQ (EM90). At my QTH (I081) the station of KJ4E was peaking 559 at 1300UTC but nothing else was heard.

The next opening took place on June 10 but, although signals were at times peaking S9, it was very geographically selective. Only one station, VE1PZ (FN85), was worked during the period 1900-2030UTC.

At the UK end of the path, operators in I073, I074, I080, I081 and I083 were known to have made contact with the VE1PZ Canadian station. On the following day, June 11, another opening to North America occurred.

This North America opening was far more extensive at the US end with many stations in the W1, W3, W4, W5 and VE1 call areas being worked. Activity in the UK was dimly low however, possibly because the opening occurred between 2155 and 2300UTC on a

Monday night!

An excellent opening, favouring stations in southern and central England took place on June 16 between 1715-2100UTC. The propagation was to island of Puerto Rico with the stations of KP4A and KP4EIT (FK58) working many UK operators in IN89, I073, I080, I081, I082, I091, I092 and I093. The VO1ZA and CU3URA (HM68) beacons were also heard during the period.

The last transatlantic opening of the month was on June 20, between 1730-1800UTC and surprisingly it was to Puerto Rico again. The two resident 50MHz operators, KP4A and KP4EIT, made a number of contacts with stations situated mainly in central England (I090, I091, I092).

Perhaps conditions weren't so bad during June after all. With openings into Europe, Africa, Asia and North America and some choice DX such as C6, J6, KP4, VE, VP5, W, 4L6 and 4X4 it made a number of operators very happy.

By the way, if you're wondering why you didn't hear much of this DX it could be because most contacts were made using c.w. Time and time again I've heard the comment 'I don't need c.w. because I'm a v.h.f. operator'. In my opinion this is completely wrong. If you are a v.h.f. operator and you want to catch those rare countries, you need c.w. because that's where the real DX is!

## The 144MHz Band

Last time I mentioned that a total of five Sp-E openings, on May 18, 19, 23, 24 and 27, had occurred on the 144MHz band. Some very good contacts had been made from the UK including stations located in I, LZ, OK, SP, UT, YD, YU and Z31.

Operators in the Greek call areas SV1, SV2, SV3, SV4 and SV8 were also worked. It was hoped that propagation via this mode would be frequent during the month of June but as already reported the Sp-E conditions were not very intense. As a consequence, only two openings, on June 7 and 23 were recorded in the UK.

But before I turn to reports of those openings I've an apology to make. I did mention previously that I always reckon that the Tuesday after the first weekend in June is statistically good for Sp-E propagation on the 144MHz band.

I hope not too many people took annual leave (like I did on June 4) only to listen to white noise. There was some good tropo to OZ and EA but that's not the same as a good Sp-E opening!

The Sp-E opening on June 7 started around 0935UTC with contacts being made from northern England into Italy. The station of 18MPO (JN70) worked G6YIN and G8ESB (both in I093) at this time.

Signals temporarily disappeared around 0950UTC but returned ten minutes later producing a very intense opening between 1000-1115UTC. Stations throughout the UK, from Northumberland (I095) down to Cornwall (I070), could make s.s.b. contacts with operators in HA, I, OE, S5 and 9A.

Len Boston G7NMQ (I083) caught the opening between 1000-1110UTC. Running a Trio TR-9130 giving 25W into an 8-element Yagi he made s.s.b. contacts with five stations in 9A (Croatia), DL3MAD (JN59) and S53AC (JN76) in Slovenia. Len mentions that all contacts were made on 144.270MHz with the exception of S53AC who was worked on the calling frequency, 144.300MHz.

According to the DX Cluster, the station of G6YIN (I093) worked IW3RJZ (JN66), IV3SUM (JN65), 9A2AD (JN65) and 9A3NI (JN65) between 1015-1035UTC. The stations of S51AG (JN65), S57IIO (JN65) and S57NWWG (JN65) were also contacted during this period.

Charles Banner G7UBA (I092) reports that the opening at his QTH near Birmingham lasted for about 20 minutes. He was using an FT-290R Mk1 transceiver, a 15W amplifier and a small 5-element Yagi and mentions this was the first Sp-E opening he has ever heard on the 144MHz band.

At 1015UTC Charles heard the club stations 9A1CCY and 9A1KDE. A few minutes later he was very pleased to work 9A4EW (JN95), 59 both-ways, for his first ever Sp-E contact. Well done Charles.

Istvan Horvath HG7JAL reports that between 1029-1036UTC he made s.s.b. contacts with EI4DQ (I051), G4PCI (I091) and GW4UWR (I081). Located in northern Italy the station of I4YNO (JN54) mentioned hearing and working only one station, G1AWP (I095).

The second Sp-E opening of the month took place on June 23, exactly one solar rotation (27-days) after an event on May 27. At the start of the opening, from 0950UTC stations in DL and PA were making contacts into the Ukraine (KN66, KN79, KN89, KO70).

Half an hour later, commencing around 1020UTC the station of G4FUF (J001) heard UR3GEZ (KN68) and UT2GB peaking 599. Signals faded out at 1035UTC

## Deadlines

It's deadline time again. If you did manage to make any Sp-E contacts, even if it was on 50MHz, please let me know about it.

Send reports, or any other news (to reach me by the end of the month) to Yew Tree Cottage, Lower Maescoed, Herefordshire HR2 0HP. You can also contact me via packet radio @ GB7MAD, the DX Cluster @ GB7DXC or E-Mail via: [davebu@mdlhr1.igw.bt.co.uk](mailto:davebu@mdlhr1.igw.bt.co.uk) Alternatively you can telephone me on (01873) 860679.

# END



## HF FAR &amp; WIDE

Leighton Smart GWOLBI welcomes readers to the column that relies on your input to help and encourage h.f. band operations.

Well, I'm writing this month's column during one of the sunniest and warmest days we've had this summer. The temperature outdoors in my Welsh Valley is around 24°C!

Listening to my newly acquired KW 2000B, (which by the way is currently heating the shack up to considerably more than 24°C!) I find very little to hear on the h.f. bands.

I've always wondered whether weather conditions have an effect on h.f. propagation modes. I know that generally, propagation on the h.f. bands 'dies off' to a certain extent during the summer months due to the position of the Sun relative to the Earth. But I wonder if any other readers have, like myself, considered if the prevailing weather has an added (and negative) effect on radio wave propagation?

**Editorial note:** Please see comment in 'Keylines', page 9, July PW, on this subject.

### The G5RP Trophy

The June 1996 issue of the RSGB *DX News* carries news of the G5RP Trophy. This trophy is awarded to someone making rapid progress in DXing in the recent past - which only newcomers have the scope to do!

The G5RP award isn't limited to youngsters, or those newly licensed. The 'DX bug' can bite at any age, and even after many years of operating experience. Experienced DX operators are able, under this programme, to encourage DX operators by nominating an up-and-coming DXer for this award.

The Trophy is jointly awarded by the **Vale of the White Horse Radio Society** and the **RSGB HF Committee**. It will be presented at the RSGB International HF & IOTA Convention on the 5th of October this year.

Nominations should be sent to: **F.C. Handscombe G4BWP, Sandholm, Bridge End Road, Red Lodge, Bury St. Edmunds, Suffolk IP28 8LQ**, and must arrive no later than August the 30th. So if you know any budding DX operators who you would like to encourage, get your nominating pen out quickly!

### DX News

The RSGB *DX Newsheet* says that Dave KC9IM hopes to be operating from Guinea Bissau in mid August as J251M, on 7 to 28MHz. You can QSL via KB9XN, and meanwhile, Joe KC6JF is resident on Belau Island, and uses s.s.b. often around 14.222MHz at 1115z, QSL to Box 66, Koror, Palau 96940.

An international team lead by Frank AH0W/OH2LVG are planning a 'multi-multi' style operation in early August on Midway Island (KH4) using c.w., s.s.b. and RTTY on all bands. (but with the emphasis on working Europe and Africa). QSL via KE7LZ.

And finally, Yoshi JA1UT, and Ray G3NOM will be QRV from Palestine as ZC6/KH2Y and ZC6/G3NOM while delivering h.f., v.h.f. and u.h.f. gear to the Ministry of Communications and Ministry of Health. They'll be training local operators to use them for emergency communications, but the length of their operation is not known at present.


### Your Reports

I'll start your reports with 1.8 and 3.5MHz this time. But now summer is here 'Top Band' has gone to sleep!

However, **Eric Masters G0KRT** in Worcester Park, Surrey, who uses a QRP Plus transceiver and a 26m long end-fed wire antenna, is still bashing away on 1.8MHz. He reports 5W QRP c.w. contacts with G3KSH, G3WGV/P and G4FOX/P all at around 2200UTC.

Yours truly, GWOLBI, is back on 1.8MHz after a break of nearly a year. And after quickly erecting a 55m long wire with the help of my 10 year - old son **Dewi**, I was able to have a couple of quick s.s.b. contacts using 'QRO' (yes, a massive 30W p.e.p.!) with Charles G3JCL in Croydon, and Rick G4WXF in Hereford around 1.938MHz at 2300UTC, now I've got a KW 2000B transceiver on long term loan.

Eric G0KRT has also been busy on 3.5MHz where he reports his contacts with special event station GB10ARM at 2029, which is celebrating 10 years of RSGB Morse Testing. A QRP - QRP contact was also made with Brian G3JHC in



Perhaps the archtypal 'shack'? And it comes complete with manually controlled 'air conditioning' flaps!

Stockport at around 0751UTC.

**Derek Blunden BRS-171057** (Swindon), is one of our s.w.l. reporters who reports s.s.b. reception of LU8EEM (Argentina) at 2100, and Murtada 9K2MU in Kuwait City at 2300UTC.

Rarely heard DXing on 3.5MHz is **Steve Locke GW0SGL** in Mountain Ash, Mid-Glamorgan. But as he's been testing a vertical antenna, he seems to have put it to good use, listing 100W c.w. contacts here with LU6KBX at 0220, SM3EXQ (Sweden) at 0240, and VU2AU (India) at 0300UTC.

**Editorial note:** Steve GW0SGL's review report on the vertical antenna appears in PW this month.

### The 7MHz Band

On to the 7MHz Band now and 'thank goodness for forty' I hear many h.f. operators say! (Well, those who like the band, that is!) I fall into the latter category I must admit, after having some great fun on this band in the past.

However noisy 7MHz is, it still carries a large amount of h.f. amateur traffic. Although it's a case of 'love it or hate it' for many amateur radio operators.

It really is surprising what can be worked on 7MHz even with a mediocre antenna, particularly on c.w. I remember working a string of US stations with just 5W of c.w. using the aluminium rain trough of

my house as an antenna! With the a.t.u. I found I could load it up and eventually worked 3 continents with it!

Over to 'early bird' **Ted Trowell G2HKU** on the Isle of Sheppey in Kent now. Ted uses a Ten Tec Omni V rig and a collection of G5RV, HF6 vertical and MFJ loop antennas, all using c.w. at 70W output. Ted's report this month indicates that he's had early morning contacts with P49V (Aruba Island), HC5AI (Ecuador), VK3MR (Australia), and 7Z500 in Saudi Arabia, all at around 0500UTC.

Our Buckinghamshire s.w.l. reporter **Charlie Blake RS96034** has also been 'up with the larks' on 7MHz lately. Charlie's reports include s.s.b. reception of ZL3RG (New Zealand) working IK4GR0 in Italy at 0557, Greta HB9ARC (Switzerland) in contact with MOACO at 0607.

Charlie also logged CE1CKA (Chile) working DL1RBW in Germany at 0559, Carlos TI4CF (Costa Rica) chatting with G3PMR at 0535, 8P6HG (Barbados) in contact with Dennis G0KFN at 0529. Finally, there was SV8CRI (Greece) working F5UTE in France at 0607UTC.

Derek BRS-171057 has also been 'earwiggling' on 7MHz. His s.w.l. log includes s.s.b. reception of HB9JAP (Switzerland), AP2EH (Pakistan), PY2SLR (Brazil) ZP5WBM (Paraguay) and LU2QC (Argentina), all at around 2300UTC.

Steve GW0SGL has given the



vertical antenna he's trying out a right bashing on 7MHz, and his log shows it too! Contacts on this band include FG5HR (Guadeloupe) at 0148, VK6ACY (Australia) at 0045, CU2AA (Azores Islands) at 0048, and LU4DXU (Argentina) at 0045 all on 100 watts s.s.b.

Steve's c.w. operation accounted for VE3FN (Canada) at 0210, N4RP (USA) at 0222, CP6RP (Bolivia) at 0023. He also logged FM5BH (Martinique Island) at 2256, and UA9KM (Asiatic Russia) at 0003UTC.

## The 10MHz Band

**Carl Mason GW0VSW** of Skewen, in West Glamorgan uses a G5RV antenna and about 100W and has been using the 10MHz band for quite some time. His latest log shows that he has hooked up with N1CPX (USA), and TK/DL7YY (Corsica) at around 2000, plus 9H1AL (Malta) at 1926, 4L4GV (Republic of Georgia) at 1800, VK3BW (Australia) at 0514, and YR0FJG at 1900UTC (QSL via Y04FJG).

Eric G0KRT also likes the 7MHz band. He lists 5W QRP contacts with SM5DYC (Sweden), HA5BW (Hungary) S50B (Slovenia) and YU1AAV (Serbia). All were worked between 1500 and 2100UTC.

## The 14MHz Band

Again, the 14MHz band is 'where it's at' for most of our reporters. And as usual I'm starting off with our Yeovilian DXer, Don Mclean G3NOF's report.

Don reports that "conditions on h.f. have not been very good during the day for DX. There's been alot of Sporadic 'E' on all bands with UK stations coming through at S9. The 14MHz band has been best for DX in the evenings from 1800 onwards with strong north Americans from around 2200".

Don's extensive list includes s.s.b. contacts with A71EM (Qatar) at 1716, A92FZ (Bahrain) at 2021 QSL to W3HCW, C6AGN (Green Turkey Bay, Bahamas) at 2323UTC (QSL to KA1DIG), VU2AU (India) at 1810, ZF2DR (Cayman Islands) at 2309 QSL to K5RQ, 5H3DC (Tanzania) at 1800, and 4X4JU (Israel) at 1839UTC.

Carl GW0VSW's 14MHz c.w. list shows 100W contacts with C53HG (Gambia) at 1700 (QSL via W3HCW), VE2DOH (Canada) at 1232, FY5YE (French Guiana) at 2100, JY5HF (Jordan) at 1833, and a s.s.b. contact with DH0/CT1DW/P (Aland Island) at 0800UTC (QSL via LX2DW).

Steve GW0SGL used his TH7 beam antenna (mounted at 15m) on

## PW Listening & Operating Watch List

All times in UTC

**Charlie Blake RS-96034** listens: 0500-0700 on 7.061MHz s.s.b. with an NRD 525 receiver & Sloping Wire antenna.

**Steve Locke GW0SGL** operates: 1100-1500 most days around 14.180MHz s.s.b. using a Kenwood TS-940 & TH7 beam antenna, normally beaming to DC.

**Don Mclean G3NOF** operates: 1030 Saturdays on 3.685MHz on the ISWL Net or 1030 Sundays on the Yeovil ARC Net 3.665MHz s.s.b. using a Kenwood TS-950 & Trap Dipole antenna.

**Leighton Smart GW0LBI** operates: Most Sundays (and some weekday evenings) at around 1000-1300 on 1.933 or 1.949MHz s.s.b. using a KW 2000B transceiver and a long wire Marconi antenna.

**Rob Mannion G3XFD** listens and operates: (weekdays & weekends) 1800-1830 3.7MHz 100W s.s.b., & 3.530 or 3.560MHz QRP c.w. using an Alinco DX-70 transceiver and Trap Dipole/Long Wire antennas. Also at 2300 on either 3.530, 3.560 or 7.025MHz (c.w.) or 3.7MHz s.s.b. Occasionally on 7.025MHz c.w. between 0100-0200.

**Gordon Foote G7NCR** listens: 1730-1930 & 2030-2200 (weekdays) and 1430-1630 (weekends) on 14.250MHz s.s.b. using a Howes DcRx receiver and loft mounted wire antenna.

**T. Ibbitson G0VTI** operates: each evening between 19.00 - 20.00 on or around 7.020MHz c.w., or 14.035MHz c.w. using a Ten Tec Scout at 50 watts.

**David Kennedy G7GWF** listens: on 7MHz using a Howes receiver and a Lake DTR 7 Transciever.

14MHz band to work EX7MA (Kirgizstan) at 1631, 5N9KWO (Nigeria) at 1800, SV2ASP/A (Mount Athos) at 1222, JR2SEN (Japan) at 1559. He also logged JT1BG (Mongolia) at 1601, 9V1UU (Singapore) at 1645, HS1NGR (Thailand) at 1823, BA1CD (Peking, China) at 1543, HL1KIS (South Korea) at 1511, and XX9AS (Macao) at 1833UTC.

Down to Bristol now, and **Gordon Foote G7NCR**, who uses his monoband 20m receiver and a loft-mounted receive antenna. Gordon, as usual, sends a massive log, and this includes s.s.b. reception of 3V8BB (Tunisia) working G0OMS at 1645, 5A1A (Libya) in contact with GOVMT at 1700.

Gordon also logged 9K2HN (Kuwait) working RZ3CC in Russia at 1733, PY2CC in contact with RA3QSY (nice call!) at 1836, UR3WDX (Ukraine) in contact with G0RNH. Also heard were W8QBG (USA) working S52HA in Slovenia at 2000, 9V1JY (Singapore) in contact with 9A2D in Croatia at 1415, and finally J3CSY (Grenada) working LA11CI in Norway at 1434UTC.

It's back to Ted G2HKU now, who has been welding some pretty effective c.w. on 14MHz. He lists contacts with P42V (Aruba Island), and 9H1AZ (Malta) both at around 1500, while operating at 2100UTC gave him a contact with CX8BBH in Uruguay.

I can't end this month's 14MHz

report without mentioning Eric G0KRT. Eric is 'as pleased as punch' with himself after working a couple of Texan stations.

Eric says that the distance works out as something like 4700 miles, the greatest distance he's worked so far. Nothing better than beating your own record is there Eric? The stations were W5FO and KA5W, and Eric worked both at around 2200UTC.

## The 18 & 21MHz Bands

Up to the 18 and 21MHz bands now where Don G3NOF reports that "18MHz has been poor during the day, although on a few days it opened to North America around 1200 then faded out. A few Japanese stations were heard around 1200UTC".

Don's long list contains contacts with CE8EIO (Chile) at 2013, HC4L (Ecuador) at 2200, JA5XAE (Japan) at 1222, N2WCC/6W1 (Senegal) at 1841 QSL via PA3BUD, TJ1RA (Cameroon) at 2228, TU4FF (Ivory Coast) at 0749 QSL via OH8SR, XE3VD (Mexico) at 2316, XX9GD (Macao) at 1303, Z2/G3UUV (Zimbabwe) at 1642, and YM22HCS (Asiatic Turkey) at 0822UTC (QSL via Bureau).

On 18MHz, Ted G2HKU worked 9J2BD (Zambia), R1FJL/FJL (Franz Josef Land) at 1500, while at 1900UTC he contacted 9L/DJ6SI in Sierra Leone.

Finally for this month, over to Carl

GW0VSW who lists 21MHz c.w. contacts with DL2MIF, 3B8CF (Mauritius) and EA70W (Spain) all at around 1200UTC, while Eric G0KRT used his low power to contact YU1ACR (Serbia) at 1034, HG2D (Hungary) at 1033, and OM3RKA (Slovakia) at 1602UTC.

## Signing-Off

Well, another month has flown by and it's time to be signing-off! My grateful thanks to all reporters for your time and efforts.

I get many favourable comments over the air about the column, but always state that it's not my column...it's yours. Without your continued (and patient) support, it wouldn't be here at all! Hope to catch you on the air now I'm operational again!

As usual, reports and information by the 15th of each month to: **Leighton Smart GW0LBI, 33 Nant Gwyn, Trelewis, Mid-Glamorgan CF46 6DB, Wales. Tel: (01443) 411459.**



**POWER MODULE** 240V 1/P DC O/P 12/14V at 10 amps, curr limit, stabilised tested. £28.50. **BENCH POWER UNIT** Mil version of Sol AS.1412 240 1/P O/P 0 to 40V DC stab and 0 to 5 amps constant current, in Mil style case, tested. £65. **STORNO RTs.** Dash or Portable Low Band 60/80 Meg CQP.634 12.5Kc chan for 24V DC with spk/mike 12 chan with some crystals. £17.50 ea or 2 for £30. **RADAR PPI IND** ex Navy all transis 10" req ext DC supplies no info, fixed coil. £65. **STATIC FREQ CONV.** 1/P nom 24c DC O/P 115V 400c/s 150/200 watts 1 phase sine wave stab, size 10x5x5" tested with connec. £95. **WAVEMETER HEADS.** Absorption type Micrometer tuned with charts O/P for 50/100 Ua meter 2 freq 1.9 to 5Gz & 7 to 14Gz £24 either freq. **LENS UNIT** ex slide proj 60mm dia with mount. £11.50. **CAPS. H.D.** 10K Uf 100V 28 amp ripple. 2 for £5.50. **LARGE HEAT SINKS.** 24x3x3" flat on one side, finned. £11.50 ea 2 for £18. **INTERCOM UNITS.** 5 chan for int 9V batt or ext 24V DC size 8x7x6" reqs remote spks. £17.50. **RX ARMY SPEC PURPOSE** 70/80 Megs F. M. Xtal 5 chan 24V Transis no info, dual conv. £65.

ABOVE PRICES ARE INCLUSIVE. GOODS EX EQUIP UNLESS STATED NEW.  
2 x 26p stamps for list 61/1

**A. H. SUPPLIES**  
Unit 12, Bankside Wks, Darnall Road, Sheffield S9 5HA  
Tel: 0114-244 4278

## AERIAL ROTOR FOR ONLY £49.95!



### AR300XL Aerial Rotor, Control Unit and Optional Alignment Bearing

Rotor unit type AR300XL and control consol. Continuous indication of beam heading. Clamps to 2in (52mm) max. mast and takes 1/2in (13mm) max. stub. mast. 'Offset' type mounting. Vertical load carrying 45kg. Special offer **£49.95 plus £4.95 p&p.**

AR1201 Alignment (support) bearing. Allows greater/higher head loads. Fitted above rotor. **£18.95.**

### UPDATED 1996 CATALOGUE

Send £1 for our latest glossy 34 page catalogue which you will receive back by return of post.



RR-50 Manually tuned satellite receiver, ideal ATV 1.3GHz use and DXing. I.F. covered 950-1750MHz. video bandwidth 12-26MHz adjustable **£199.00.** Deluxe model with Threshold Assistance board fitted (threshold 3.5dB) **£329.00**

**11 Kent Road, Parkstone, Poole, Dorset BH12 2EH**  
Tel: 01202 738232  
Fax: 01202 716951

## AERIAL TECHNIQUES

Best seller...the bargain priced

## Adapt-A-Mast

- Lifts to 25ft • Wall mounting
- Complete with all brackets, cable and winch
- Accepts 2in stub mast • Adaptable to tilt-over
- Available hot dip galvanised BS729
- Simple four bolt installation

MANY OTHER MASTS AVAILABLE

Call (01505) 503824

Mobile (0374) 951660

or write to

**TENNAMAST SCOTLAND**

81 MAINS ROAD  
BEITH, AYRSHIRE KA15 2HT



## J. BIRKETT

### SUPPLIERS OF ELECTRONIC COMPONENTS

NEW STOCK OF AIR SPACED VARIABLE CAPACITORS with Slow Motion Drive 200+350pF @ £3.50, 400+350pF @ £3.50, 500+500pF @ £4.95, 380+180pF @ £3.50, Jackson 00 Gang 100+200pF Direct Drive @ £3.50.

MINIATURE AIR SPACED TRIMMERS 20pF @ 5 for £1.

EX-AIRCRAFT DECTAC POSITION FIXING UNIT Type 800840 @ £10 (P&P £3.50).

AIR SPACED C804 TYPE VARIABLE CAPACITORS 5pF, 10pF, 25pF, 50pF, 100pF. All at £3.50 each.

AMIDON RINGS T50-26 @ 8 for £1, T80-26 @ 5 for £1, T106-52 @ 35p, T130-16T3 @ 60p, T130-52 @ 50p, T141-603 @ 80p, T152-52 @ 80p, T120-40 @ £1.50.

EX-MILITARY AUDIO AMPLIFIER TYPE 1167B with 2 x EF91, 1 x 12AT7, 3 Audio Transformers @ £5 (P&P £1).

TAG ENDED ELECTROLYTICS 7500+7500µF 16V.w. @ 3 for £1.

380 CHANNEL EX-AIRCRAFT TRANSCEIVERS Transistorised with details for power pack @ £65 (P&P £5).

TRANSFORMER 240 volt input, 12 volt 4.17 amp out @ £5 (P&P £1.50).

SPECIAL OMRON R.F. RELAYS 2 pole C.O. 12 volt coil @ £3.

COLLINS ANTENNA CONTROL UNIT No details type 5985-99-951-4615 @ £20 (P&P £5).

EX-MILITARY COUPLING UNIT Type 9546 with Servo Motors, gears etc. @ £5 (P&P £2.50).

ACCESS, SWITCH and BARCLAYCARD accepted. P&P £1 under £10. Over Free, unless otherwise stated.

**C.M. HOWES KITS.** Available by post and for callers.



25 The Strait  
Lincoln LN2 1JF

Tel: 01522 520767

Partners J.H. Birkett

J.L. Birkett

# BARTG RALLY



Ample free parking  
and easy access.

Further details from  
Andy Matheson, G3ZYP.

1 St. Edmunds Close,  
Bromeswell,  
Suffolk IP12 2PL.

Tel/Fax: 01394 420704

ORGANISED BY THE  
BRITISH AMATEUR  
RADIO TELEDATA  
GROUP

**SUNDAY 15th  
SEPTEMBER  
1996**

at  
**SANDOWN  
EXHIBITION  
CENTRE**

**SANDOWN PARK  
RACECOURSE  
ESHER, SURREY**

**DOORS OPEN 10.30AM**

Radio, Electronic &  
Computer Trade Stands

★ Bring and Buy ★

Lucky programme  
number prize draw

## SPECTRUM COMMUNICATIONS

Unit 6b Poundbury West Estate, Dorchester,

Dorset DT1 2PG. Phone and Fax 01305 262250

Opening times: 9-1 2-5 Tue-Fri, 9-1 Sat. Closed Sun & Mon.

	Box Kit	Box Built
<b>RECEIVE PREAMPS</b> 20dB gain, 100W handling		
Types RP2S, RP4S, RP6S, RP10S	£28.50	£44.00
Masthead versions RP2SM, RP4SM, RP6SM	£39.50	£49.00
<b>TRANSVERTERS</b> Low N/F, 15dB gain		
2M 3W drive. TRC6-2iL (TRC4-2iL built only)	£159.30	£225.00
10M 25mW drive. TRC2-10L, TRC4-10L, TRC6-10L	£150.80	£208.50
10M 0.5mW drive. TRC2-10bL, TRC4-10bL, TRC6-10bL	£159.30	£225.00
<b>WEATHER SATELLITE RECEIVER</b>		
137-138MHz 5 channel with scan and good signal meter, output LS & to computer	£127.40	£184.75
Computer interface WFAX, SSTV etc. JV FAX software version 7 supplied	£66.50	£99.50

SEND SAE FOR CATALOGUE OF AMATEUR KITS AND BUILT UNITS

### Is noise a problem?

**NR-2 Noise Reduction Filter** Fits in line with your phones or LS - completely passive (no batteries required) - bandwidth 2.2kHz @ 6dB - cuts down hum, hiss and sideband splatter. **£16.50 plus £1.00 postage.**

LAKE ELECTRONICS 7 Middleton Close, Nuthall, Nottingham NG16 1BX

Tel: 0115-938 2509 - E-mail 100775.730@compuserve.com

## muTek limited

0115 9729467

Specialists for low noise amplifiers and frequency transverters.

Unique suppliers of replacement front ends for Yaesu, Icom and Trio. Also for power amplifiers, power supplies, band pass filters and sequencers.

Write for free catalogue of full product range to:-

**PO Box 24, Long Eaton, Nottingham NG10 4NQ**

or visit our WEB PAGE at <http://ourworld.compuserve.com/homepages/mutek>



# EQUIPMENT SPECIFICATIONS

This time Ian Poole G3YWX takes a look at some of the limitations of antenna design.

Anyone who experiments with antennas knows that every design has its limitations. One of these limitations is bandwidth.

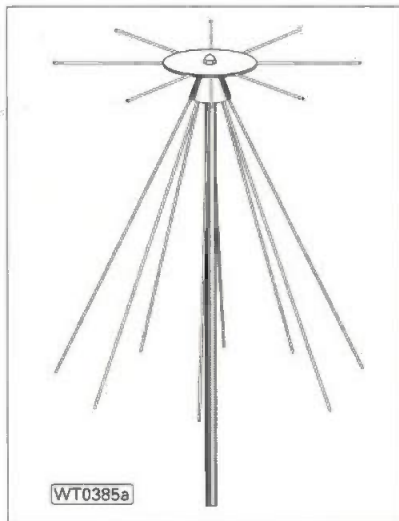
No antenna can operate over an unlimited range of frequencies. Outside a given range an antenna's performance will deteriorate (sometimes very quickly).

Most antennas used by amateurs have a relatively narrow bandwidth, usually just sufficient to accommodate one band. Although for the h.f. bands it may even be necessary to select either the s.s.b. or c.w. section of the band.

As many amateurs need to operate on several bands, multi-band antennas are popular, particularly for h.f. On multi-band antennas traps are widely used to isolate various sections of the antenna giving different effective lengths on different frequencies. Even so, the bandwidth of these antennas is limited and outside the specified bands the performance falls away.

Some antennas are designed for true wide band operation. Scanner users will be familiar with the discone antenna.

Some discone antennas are able to operate over a frequency range of 10:1 which is ideal, enabling signals



A typical Discone antenna.

to be picked up over a wide range of frequencies without the need for a variety of antennas. Whilst these are ideal for receiving they are not particularly efficient for transmitting and are seldom used in this role.

A wide band antenna which is used for transmitting is known as the log periodic array. This is directional and often used in professional applications where antenna gain, directivity and a wide bandwidth are required.

Unfortunately, log periodics are not widely used by amateurs. For their size they offer less gain than the more traditional trapped tri-band or multi-band beams. The true wide band nature of the log periodic is not usually required because amateurs can only transmit on a limited number of bands.

## Antenna Bandwidth

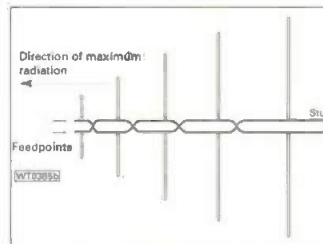
The antenna bandwidth is the range of frequencies over which it can operate satisfactorily. Unfortunately this is vague because different people have different requirements for their antennas.

One antenna type may be used for a specialised receiving purpose for which one aspect of its performance is important. Others will be used for transmitting where another aspect is needed.

There are two main aspects of antenna performance, which usually determine the bandwidth. One is the standing wave ratio, and the other is the gain. Of these the most important to amateurs is usually the voltage standing wave ratio (v.s.w.r.), as the gain is normally less critical because it's less frequency sensitive.

Within the setting-up instructions of most trap verticals and dipoles a plot of the v.s.w.r. is usually given. This is very important because if the v.s.w.r. rises too high then this can affect the transmitter.

As semiconductor devices are very sensitive to high



A typical log periodic antenna array.

levels of v.s.w.r. most transmitter power amplifiers detect the levels of reflected power to protect the p.a. stage. When high levels of reflected power are detected the output from the transmitter is reduced to a safe level. Whilst this protects the transmitter it can also reduce the output power quite considerably.

To overcome output power reduction it's necessary to ensure that the v.s.w.r. level is always kept as low as possible. Usually levels of 2:1 and less are considered acceptable, although if lower levels can be achieved this can sometimes help.

If an antenna is operated over a wide band of frequencies, changes will be seen in its polar diagram. This is particularly important for directive antennas where these changes will be more noticeable.

Where this is the governing factor the gain over a given operating range can be quoted. As this is rarely the most important factor for amateur communications this aspect is not widely seen.

## Number Of Factors

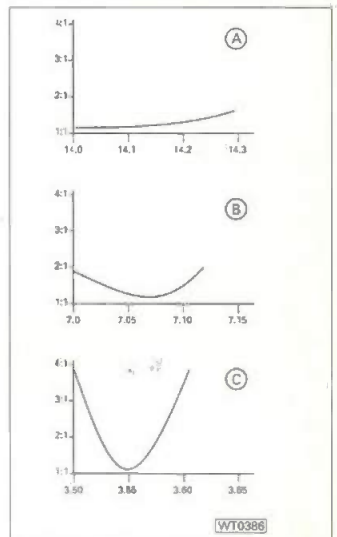
There are a number of factors which can affect the bandwidth of an antenna. For example it's found that compact antennas have a narrower bandwidth than full sized antennas. Trapped verticals are a common case in question where on the lower frequency bands the degree of loading from all the traps is greater, the bandwidth can be quite narrow.

Additionally a number of factors can help increase the bandwidth. The use of a folded dipole can help

in this case.

It's found that a folded dipole has a wider bandwidth than a normal dipole. As most v.h.f./u.h.f. Yagis use folded dipoles to give a good impedance match to the 50Ω coaxial cable this also has the advantage of increasing the bandwidth.

It's also noted that decreasing the ratio of the length to thickness of the conductor can affect the bandwidth. For most h.f. antennas this is not applicable, but for v.h.f. and u.h.f. antennas, thicker conductors can make a difference.



A typical v.s.w.r. curve, note the much narrower bandwidth at the lower frequencies where the loading is greater.

That's all for this month, next time I'll be bringing this series to close by taking a look at the mysteries surrounding power supplies. Cheerio for now

END



# BITS & BYTES - COMPUTING IN RADIO

Mike Richards G4WNC has this month's round-up of computing news which includes details of the new *Internet Radio Guide* in the Klingenfuss range.



**J**oerg Klingenfuss has built a formidable reputation through his popular *Guide to Utility Stations* and other utility related books. However, his latest venture will appeal to a much wider market.

The latest Klingenfuss publication is the new *Internet Radio Guide* and contains a wealth of information and important links to support everyone with an interest in radio. However, production of an Internet guide of any sort is always going to be a very risky business because the Internet changes so rapidly.

If anyone can make a success of producing an Internet guide Joerg Klingenfuss stands a very good chance, as he has so much experience with his regularly updated frequency lists. In fact, the problems associated with compiling a frequency list and an Internet site list are very similar. Both take a lot of investigative work to locate and then need to be constantly updated. Anyway let's get down to the business in hand.

The *Internet Radio Guide* is very well organised. The site lists are arranged into subject areas i.e. amateur radio, aviation, equipment, geography, meteorology, navigation, radio stations and solar data, to name but a few.

Each section comprises copies of the main or index pages of the listed sites with supplementary information on some of the sites.

This actually proved to be very informative, particularly the full index pages as I found them much easier to use when printed than on-screen. For me, the best way to use the guide was to search-out interesting sites/links, note them down, and then enter them in my WWW browser's bookmark file. You can then go on-line and quickly access the selected sites.

I found the guide to be very helpful in planning my on-line time and highlighting sites that I probably wouldn't have otherwise found. For details of availability contact the **PW**

**Book Service** on (01202) 659930 who are selling the *Internet Radio Guide* for £30 plus P&P. My thanks to Joerg Klingenfuss for supplying the review copy.

## Interference Tips

**Barry Stone G6RSE** has written an interesting letter explaining how he cured computer interference in his shack. He was suffering severe, S9+, interference right throughout the h.f. spectrum.

Barry started with the advice in my FactPack and discovered that the interference was still unbearable with just the computer base unit powered-up! He then tried just about everything he could think of to reduce the interference to manageable levels.

Trying to reduce the interference included changing screen resolution, earthing and even the addition of Tandy clip-on ferrites at each end of the mains lead - all to no avail. Just before he gave-up and changed from his Pentium back to a cheap 386PC, he noticed that Maplin sell ferrites that work to over 300MHz.

So, Barry bought a pair of the Maplin ferrites, chopped off the moulded mains plug of the computer and wound about four turns through a 25mm toroid. Ureka! the hash was reduced by around 80%. A bit more fiddling and he has now managed to reduce the interference level by a

good 95%.

Barry didn't tell me the type of toroid he used, but a look through the Maplin's catalogue suggests that he opted for the 38mm Ferrite EMC ring filters order code AM35Q (£1.95 each) on page 209 of the current catalogue. If you have any successful interference cures please write and let me know so I can pass on the good news.

## Web Site

**Frank G3YCC** has contacted me with details of his web page on the Internet. Frank is a keen QRPer and therefore has designed his page to provide specialist information and links for other QRP enthusiasts. If you'd like to take a look the address is: <http://homepages.enterprise.net/g3ycc/>

## Home-Brew Data Modes

**Johnny Melvin G3LIV** of **JS Consultants** has had a long association with amateur data communications and is perhaps best known for his work with the BBC computer and the linkage with **G4BMK's** excellent software. The latest development is a PC board terminal called the P-PAR (pronounced pee-par) that has been designed to handle PACTOR, AMTOR, RTTY, PACKET, SSTV and FAX modes.

All components except a single DIN socket are mounted on the p.c.b., so minimising the risk of wiring errors. The board has been designed with the following

facilities: AFSK generator, 4.096MHz crystal oscillator, f.s.k., p.t.t. switching, switched filter bandwidths, additional op-amp for JV FAX type interface and s.s.t.v. transmit filter.

The P-PAR is supplied as a bare p.c.b. with a silk screen printed component overlay. All components are easily purchased through popular mail-order companies. For more details please send an s.a.e. to: **JS Consultants, 2 Salters Court, Gosforth, Newcastle-upon-Tyne NE3 5BH.**

## Windows '95

Although I'm yet to be convinced on the real merits of the Windows '95 operating system, I know lots of readers have taken the plunge. The **Public Domain Shareware Library**, (PDSL) have just sent me details of a new CD-ROM that's dedicated to Windows '95 users.

The new PDSL Windows '95 CD-ROM is entitled *Blackhawk Shareware for Windows '95* and comprises a wide range of utilities, applications and accessories for this operating system. To give you a taster here's a few of the more well known titles that can be found on the CD-ROM: WinZip 6.0, McAfee ViruScan, LvviewPro, Snapshot, A-Talk, CommNet v2.1, Qmodem and even Mahjongg, Boggle and Bomb Squad in the games section.

The Blackhawk CD-ROM is available for just £24.00. For more details contact PDSL at **Winscombe House, Beacon Road, Crowborough TN6 1UL. Tel: (01892) 663298 or FAX: (01892) 667473.**

**That's all the computing news I have for you this month, so until next time cheerio and don't forget you can contact me at PO Box 1863, Ringwood, Hants BH24 3ZD or via the Internet at [mike.richards@dial.pipex.com](mailto:mike.richards@dial.pipex.com)**

**END**



## BROADCAST

## ROUND-UP

*Peter Shore reports on a reversed decision regarding Channel Africa and has news of two new stations.*

I reported last month that Johannesburg-based **Channel Africa** was to close following the South African Foreign Ministry's decision to stop funding the broadcaster. A meeting of the South African cabinet on 19 June reversed that decision.

A press statement issued after the cabinet meeting said that the continuation of Channel Africa was supported, although it would be in a rationalised form. A cabinet sub-committee chaired by **Thabo Mbeki**, the deputy President, would report on financing and the format of Channel Africa by October this year.

Protests had been lodged by listeners' and organisations across Africa and further afield. Amnesty International's South African branch, the International Committee of the Red Cross and the United Nations Development Programme, all lobbied for the station to remain on the air. Senior staff from a number of major international broadcasters including **Radio France International**, **BBC World Service** and **Voice of America** wrote to Channel Africa saying how important it is to ensure that South Africa continues to have a voice in international radio.

### Save World Service

In last month's column I also described the changes to be made to the set-up of the BBC that would affect the World Service. Reaction to the plan has been extreme, with **John Tusa**, the former Managing Director of World Service, writing in the national press that it was 'an act of gross vandalism'. He is helping to lead a campaign involving two of his predecessors, **Austen Kark** and **Gerald Mansell**, to 'save World Service'.

A lobby of parliament is due to take place as this magazine goes to press, and outside Bush House there is a growing display of flowers around a sign saying 'R.I.P. World Service 1932-1996'. Around 500 staff gathered outside Bush House two weeks after the announcement of the restructuring to protest against the changes. Watch this column for more news!

### Commercial Station

A new station has been launched by a well-known Danish DXer, **Stig Hartvig Nielsen**. The station **Radio ABC** is on the air each Sunday from 0800 to 1200UTC relayed from a 120kW transmitter in Kaliningrad, Russia. Stig is General Manager of Radio ABC, which is a successful commercial station in Denmark.

The ABC service has been operational since 1990 broadcasting on a number of f.m. frequencies in eastern, northern and central Jutland. The station reaches 300 000 listeners in Denmark.

The short wave operation is music-based, with the Danish Top 30 broadcast at 1000. Short wave enthusiasts can tune in to ABCDX Report at 1130 each Sunday.

The station transmits on the clear channel of 7.57MHz and welcomes reception reports from listeners. Write to **PO Box 174, DK 8900 Randers, Denmark**, or FAX to +45 86 40 55 22. Radio ABC has a WWW site, including a page relating to the short wave service. The URL is <http://www.radioabc.dk>

### Radio Democrat International

Another new station on short wave is **Radio Democrat International (RDI)** beaming to Nigeria. The English language broadcasts are on the air for an hour a day at 0600-0630 on 11.90 and at 1500-1530 on 15.12MHz, a frequency used in the past by the Voice of Nigeria's external service.

Radio Democrat International also plans to transmit at 2100UTC daily on 7.195MHz. The station uses the Meyerton transmitting station of Sentech, the South African Broadcasting Corporation's transmission arm, and programmes are distributed from London by



London-based **World Radio Network**. Radio Democrat

International is run by the National Liberation Council of Nigeria, which is opposed to the current regime in the country.

### Station News

**Radio Vilnius** is using **Deutsche Welle's** Juelich transmitting station near Cologne to broadcast its North American service in Lithuanian and English. The station is on the air 0030-0100 on 9.56MHz to North America and 0830-0900 on 9.71MHz to Europe.

The evening transmissions at 1900 and 2130UTC are now only carried on medium wave transmitters.

**Radio Canada International** broadcasts a large number of

### Middle East Stations

Finally this month we travel to the Middle East. The peace process seems to be hanging by an ever thinner thread as this edition of *PW* goes to press. It might be worth keeping an ear on some of the stations that broadcast from the region in English as events unfold. Here is a selection:

**UAE Radio Dubai:** 1030-1110; 1330-1400; 1600-1640 on 13.675, 15.395, 17.825, 21.605MHz.

**Radio Cairo:** 2111-2245 on 9.90MHz

**Radio Jordan:** 1100-1200 and 1400-1630 on 11.94MHz

**Radio Kuwait:** 1800-2100 on 11.99MHz

**Radio Damascus:** 2005-2105 on 12.085, 15.095MHz

programmes made by parent Canadian Broadcasting Corporation's domestic services. One of these is *Global Village* which brings the 'News of the World in the World of Music' to listeners' in Canada and world-wide, thanks to the short wave relays.

The programme has reported from 92 cities in 51 countries and includes everything from jazz music from the New Orleans Jazz Heritage Festival to regional music from the Celtic-Bohemian Witches Day Festival in the Czech Republic. You can tune in on Thursday at 2300UTC on 11.94 and 15.305MHz.

**Radio Exterior de Espana** is on the air every day at 2100UTC with an hour-long broadcast that includes 30 minutes of Spanish and international news, with the emphasis on Latin America, followed by Spanish press review, pop music and reports from Spain on the arts and science. At the weekend, news is shorter and is followed by *Radio Club* with listeners' letters and record requests.

Tune to 6.125 in Europe, or 11.775MHz in the Middle East and Africa. There is also a transmission to the Americas at 0000 for two hours on 9.54MHz.

**That is all for this time round. Until next month, keep searching the bands for interesting stations and let me know if you find anything unusual. All letters to me c/o the PW Offices.**

**END**



# PACKET PANORAMA

Roger Cooke G3LDI covers a wide range of news and views in his bi-monthly look at the Packet scene.

Several repeater groups now produce newsletters, something that I have always thought a good idea, especially for a group that is well-financed and well organised. However, it's an expensive thing to do, with postage and printing, etc., so it's not possible for all groups.

The Gloucester Group produce a monthly newsletter and incorporate both voice and data repeaters in the one group with an annual subscription to cover all repeaters. They are very well organised, packet-wise, with both 430 and 1296MHz high-speed nodes, with BBS facilities at **GB7GLO**.

The users of **GB7GLO** are encouraged to use a password to access, using the one-time pad system. Each of the nodes has TCP/IP routing capabilities with **GB7LGS** providing TCP/IP BBS facilities. If you're interested in joining, or just require further information, then the secretary is **Richard Brown GBJVM** who can be contacted on (01453) 884945.

The **Ridgeway Repeater Group** is organised in much the same way as the Gloucester Group, but produces a yearly newsletter, which is still quite adequate for such a service. The main BBS for the Ridgeway group is **GB7SDN**.

The links for **GB7SDN** are presently operating from **GORRG**, but will soon change to **GB7NW** and will also hopefully go from 1200baud to 9600baud. There are two voice repeaters as well and one membership covers all repeaters.

It's worthwhile remembering that repeaters are not provided by an ethereal being, nor by the RSGB, or indeed by Paul Daniels! However, I suspect that, just like here in Norfolk, each area has their own 'non-contributors', which is the polite expression to use! If all amateurs contributed to their own local repeater groups, more and better services would be possible.

## Help Wanted

I received a telephone call from **Tom Polain G7TBW**. He would like to chat to somebody using an MFJ-1278B

Modem.

Tom is not on packet (as he has a problem!) but can be reached by writing to **22 Hilltop Avenue, Hockley, Essex SS5 6BN** or by telephoning (01702) 230862. The computer Tom is trying to use the TNC with is the Amiga 1200, so if anybody can help, I'm sure Tom would be very pleased to hear from you.

## Highlander BBS

Information has reached me of a landline service should anybody wish to use this method. It's known as the Highlander BBS and is available by dialling either (01452) 384557 or (01452) 384702.

There are over 6000 amateur radio related files for user download with most amateur related newsgroups from Fidonet, Hamnet, Mercury, etc. The sysops are also hoping to build an area devoted to Radio Societies, Clubs and Special Interest groups.

If any secretaries would like to have their club listed in the Highlander database, then please send full details, name of club, meeting place, times, interests, Novice support and a contact name and 'phone number.

In addition to all of this, there are also more than 58,000 files covering DOS, Windows, Computer groups and so on. Various addresses are available to contact the sysop: **markt@esoftc.demon.co.uk**  
**markt.trotman@esoftc.seuk.com**  
**g1fyc @ gb7glo.#46.gbr.eu** or Tel: (01452) 531648.

## Australian News

**Geoff Mills G3EDM**, visits his daughter in Australia quite often and likes to keep in touch using data modes. The picture shows L to R, **Geoff G3EDM, John VK3WZ** and **Dieter VK3FFB**.

Dieter was, until very recently, the only digimode h.f. station in New Delhi and operated under the call of **VU2DPG**. He ran an h.f. mailbox on 21 and 14MHz Amtor for several years, accessible from the UK.

Dieter is now active at the Pactor mailbox of **VK6TN** in Perth. **Geoff**

## Geoff G3EDM, John VK3WZ and Dieter VK3FFB - the Australian connection!



uses this mailbox several times a week, despite the poor prevailing propagation.

**John VK3WZ**, runs a Pactor mailbox using Winlink and downloads each hour from **VK6TN**. For this, he uses a **PK232MBX** and for connection to the local packet network he uses a **PK88**.

The messages go into the File Manager of the Winlink software and messages downloaded from h.f. are passed to **Keith VK3ECC**, at Ringwood, a suburb of Melbourne. Keith has links with about 6 or 7 BBS in the Melbourne area.

**John VK3WZ** is the only h.f. mailbox in Melbourne and even in the whole state of Victoria. **Geoff** says that the only other BBS he accesses on h.f. is **Gordon VK2AGE**.

So, there are other ways to get mail to Australia other than the Satellite Gateway, so give it a try!

## Follow-Up

A while back I reviewed a book called *The Why? and How? of TCP/IP*, by **David Norris G4TUP**. And now David has now produced his follow-up book. It's called *So You Want More of The Why and The How of TCP/IP*.

David has produced his second book in the same format as the first. There are a total of 41 pages giving information for the keen TCP/IP person who has just set up his system and wants to know more.

There are full details on the following: Optimising Throughput with your TNC, Mail usage - SMTP and POP3, News Gathering with NNTP, Connections - Ethernet and

SLIP examined in full detail, Compiling your own version of JNOS, Using complex commands, Creating files uniquely for your own system, Understanding the main files in full and Future Protocols - Gopher, Archie, HTTP, Java and Shockwave.

David has taken particular trouble in citing many examples within each section. The reader is left in no doubt as to how to configure and get the best out of their own system.

David can be reached on packet at **G4TUP @ GB7NWI** or by E-mail at **dnorris@gult.demon.co.uk** You can also telephone him on (01704) 535947 or (01973) 549365.

The subject of TCP/IP has always been a mystery to most people and G4TUP's books do take some of that mystery away. I think they explain the mode in language that most can understand.

## Libel Against Sysops

Following on from my reporting last year on the possibility of libel actions against sysops, I have received several letters from individuals, including one from **Alex LA0GV/G4TTB**.

Alex makes some very interesting comments and I'm only sorry that I have not had room before to mention them. I hope to cover this subject again next time. In the meantime, if you have any comments, please let me have them.

Happy Packeting 73 de Roger G3LDI @ GB7LDI.#35.GBR.EU or The Old Nursery, The Drift, Swardeston, Norwich,

END



**RST LANGREX SUPPLIES LTD RST**  
**PHONE 0181 684 1166 DISTRIBUTORS OF ELECTRONIC VALVES FAX 0181 684 3056**  
**TUBES AND SEMICONDUCTORS AND I.C.S.**  
**1 MAYO ROAD • CROYDON • SURREY CR0 2QP**  
**24 HOUR EXPRESS MAIL ORDER SERVICE ON STOCK ITEMS**

AZ31	£ p	EL95	2.00	PY801	1.50	6BE6	1.50	6SN7GT	4.50
CL32	5.00	EL360	18.50	DDV02-6	12.00	6BH6	2.50	6SS7	3.00
DY88/7	1.50	EL509-519	12.00	DDV03-10	15.00	6B6	2.25	6J8A	1.50
EBCC Multi	8.50	EM34	15.00	DDV03-10 Multi	15.00	6BN6	2.00	6V6GT	4.25
E180F	3.50	EM81	4.00	DDV03-20A	15.00	6B07A	3.50	6X4	3.00
E810F	22.00	EM84	4.00	DDV06-40A Multi	30.00	6BR7	6.00	6X5GT	2.50
EABC80	2.00	EM87	4.00	DDV03-12	8.00	6BR8A	4.00	12AT7	3.00
EB91	1.50	EN91 Multi	7.50	U19	10.00	6BS7	6.00	12AU7	3.00
EB980	1.50	EY51	2.50	UABC80	1.50	6BV6	4.50	12AX7	3.50
EBF89	1.50	EY86	1.75	UBF89	1.50	6BW7	1.50	12AX7A GE	7.00
EBF89	1.50	EY88	2.75	UCH42	4.00	6BZ6	2.50	12BA6	2.50
EBL31	15.00	EZ80	3.50	UCH81	2.50	6C4	2.00	12BE6	2.50
ECC33	7.50	EZ81	3.50	UCH82	2.00	6C6	5.00	12BH7A GE	7.50
ECC35	7.50	GY501	3.00	UCL83	3.00	6CB6A	3.00	12BY7A GE	7.00
ECC81	3.00	GZ32 Multi	8.50	UF89	4.00	6CD66A	5.00	12DW7	15.00
ECC82	3.00	GZ33	6.00	UL41	12.00	ECL6	3.75	12E1	15.00
ECC83	3.50	GZ34 Multi	15.00	UL88	3.50	6CG7	3.50	12HG7 12GN7	6.50
ECC85	3.50	GZ37	6.00	UY41	4.00	6CH6	5.00	30P112	1.50
ECC88 Multi	6.00	KT61	10.00	UY85	2.25	6CW4	8.00	30P19	2.50
ECC91	2.00	KT66 China	10.00	VR105/30	2.50	6D6	8.00	300B(PPR)	110.00
ECF80	1.50	KT88 China	12.00	VR150/30	2.50	6DQ5 GE	17.50	572B	95.00
EDH35	3.50	N78	9.00	Z759	10.00	6DQB8	12.50	805	50.00
EDH42	3.50	OA2	2.70	Z803U	25.00	6EA8	3.50	907	5.75
ECH91	3.00	OB2	2.70	Z021	3.50	6E95	1.85	811A	18.50
ECL80	1.50	OC3	2.50	Z828	20.00	6F6	3.50	812A	65.00
ECL82	3.50	OD3	2.50	4CA250B STC	55.00	6F07	7.50	813	27.50
ECL83	3.50	PCF80	2.00	SR4GY	6.00	6GK6	4.00	833A	85.00
ECL86	3.50	PCF82	1.50	SU4G	5.75	6H6	3.00	866A	25.00
ECLL800	25.00	PCF86	2.50	SU4GB	5.50	6HS6	4.95	872A	20.00
EF37A	3.50	PCF801	2.50	SV4G	4.00	6J5	3.00	931A	25.00
EF39	2.75	PCF802	2.50	SY3GT	2.50	6J6	3.00	2050A GE	12.50
EF40	5.00	PCU22	2.00	SZ3	4.00	6J7	4.00	5751	6.00
EF41	3.50	PCL83	3.00	SZ4GT	2.50	6J8A GE	19.00	5782	10.00
EF42	4.50	PCL84	2.00	6AH6	4.00	6J8C	20.00	5814A	5.00
EF80	1.50	PCL85	2.50	6AK5	1.50	6JS6C GE	22.00	5842	12.00
EF85	1.50	PCL86	2.50	6AL5	1.00	6K6GT	3.00	6080	7.50
EF86	10.00	PCL805	2.50	6AM6	2.00	6K7	4.00	6146B GE	15.00
EF91	2.00	PD500	6.00	6AN5	5.00	6K9	4.00	6550A GE	25.00
EF92	2.00	PL36	2.50	6AN8A	4.50	6L6	10.00	6883B GE	16.00
EF183	2.00	PL81	1.75	6A05	3.25	6L6CSYL	12.50	7025 GE	7.00
EF184	2.00	PL82	1.50	6AR5	25.00	6L6CC GE	12.50	7027A GE	22.00
EL32	2.50	PL83	2.50	6AS6	3.00	6L7	3.50	7199	12.00
EL33	10.00	PL84	2.00	6AS7B	9.50	6L6B/6J6C	20.00	7360	25.00
EL34 Siemens	8.00	PL504	2.50	6AT6	2.00	6Q7	4.00	7581A	15.00
EL36	4.00	PL508	5.50	6AUGT	5.00	6RH6B/6KN8	12.00	7595	15.00
ELL80	25.00	PL509-519	7.50	6AUB	2.50	6SA7	3.00	7587	22.00
EL41	3.50	PL802	4.00	6AV8A	4.00	6SG7	3.00	7608	15.00
EL81	3.00	PY81	1.50	6B7	4.00	6SG7	2.50		
EL84	2.25	PY88	2.00	6B8	4.00	6SJ7	3.00		
EL86	2.75	PY500A	4.00	6BA6	1.50	6SK7	3.00		
EL91	3.00	PY800	1.50	6BA7	5.00	6SL7GT	4.50		

**OPEN TO CALLERS MON-FRI 9AM - 4PM. CLOSED SATURDAY**  
 QUOTATIONS FOR ANY TYPES NOT LISTED.  
 OVER 6000 TYPES AVAILABLE FROM STOCK.  
 OBSOLETE ITEMS A SPECIALITY.  
 TERMS C W O / MINIMUM ORDER £10 FOR CREDIT CARDS  
**P&P 1-3 VALVES £2.00, 4-6 VALVES £3.00 ADD 17.5% VAT TO TOTAL INC P+P**




**LINEAR AMP UK**

Field Head, Leconfield Road, Leconfield  
 Beverley, East Yorkshire HU17 7LU  
 Telephone 01964 550921  
 Fax: 01964 550921

**The new CHALLENGER HF amplifier**

- Produces in excess of 1500 watts
- 10-160m including WARC bands
- Uses a pair of 3CX800A7 ceramic triodes
- Full protection including grid trip and overheat
- Internal 1.5kVA power supply
- Forced air cooling



**2m & 6m DISCOVERY VHF amplifiers**

- Produces up to 1kW - ideal for EME
- Single 3CX800A7 ceramic triode
- Compact desk top design




**HUNTER 750**

- Single 3-500ZG valve
- Gives 700W O/P to lift you out of the noise
- 10-160m incl WARC



**EXPLORER 1200**

- Uses 2 x 3-500ZG valves
- 10-160m including WARC
- Will give 1200W O/P for hours
- great for contesting



**"SOFT-START" INRUSH PROTECTOR**

Damage can easily be done to 3-500Z valves and similar ones used in High Power linear amplifiers, and at £175 a valve it can become expensive! This unit limits the in-rush and spreads it over a time period of 4 seconds. This also stops the in-rush to the EHT supply and so reduces the stress on the electrolytic capacitors. The unit is self-contained and ready-to-use. It is supplied with a 13 amp plug and 13 amp socket to connect directly between the amplifier and the mains supply. **£89.00**

**WE ARE PLEASED TO PART-EX YOUR AMPLIFIER WHEN PURCHASING YOUR NEW ONE.**

Finance available. Written quotations on request

# PWW PCB SERVICE

## PRACTICAL WIRELESS PCB SERVICE

Printed Circuit Boards for *Practical Wireless* constructional projects are available from the Practical Wireless PCB Service.

The boards are made in 1.5mm glass-fibre and are fully tinned and drilled.

When ordering PCB's please state the article title, magazine cover date and the board number.

Mark your envelope **Practical Wireless PCB Service**.  
 Cheques to be crossed and made payable to: **Badger Boards**.

Please print your full name and address in block capitals and do not enclose any other *Practical Wireless* correspondence with your order.

*Please allow 28 days for delivery.*

Send orders and remittances to:  
**Badger Boards, 87 Blackberry Lane, Four Oaks, Sutton Coldfield B74 4JF.**  
**Telephone 0956 374918**

Practical Wireless, September 1996

57



Advertisements from traders or for equipment that is illegal to possess, use or which cannot be licensed in the UK, will not be accepted. No responsibility will be taken for errors.

You should state clearly in your advert whether the equipment is professionally built, home-brewed or modified.

The Publishers of *Practical Wireless* also wish to point out that it is the responsibility of the buyer to ascertain the suitability of goods offered for purchase.

# BARGAIN

b a s e m e n t

Compiled by Zoë Crabb

FREE  
ADVERTS

*Free adverts? Yes it's true! As of now, all adverts will be FREE of charge, to readers and subscribers.*

Now's your chance to send in a photograph of your equipment (a good idea if it's really unusual) to accompany your advert. Please note that all photos will only be published at our discretion and are non-returnable.

When sending in your advert, please write clearly in BLOCK CAPITALS up to a maximum of 30 words, plus state your contact details. Please use the order form at the bottom of the page.

Adverts are published on a first come, first served basis. All queries to Zoë on (01202) 659910.

All adverts should be sent to: Zoë Crabb, Bargain Basement Free Ads, Arrowsmith Court, Station Approach, Broadstone, Dorset BH18 8PW.

## For Sale

Advance 63A a.m./f.m. sweep gen., £50. Farnell FG3 function gen., £55. Heathkit 30MHz counter, £25. Levell TM3A microvolt meter, £30. Heathkit LCR bridge, £20. Tel: London 0181-769 2760.

AKD 6001 6m f.m. 5/25W mobile/base transceiver with Parma power microphone in g.w.o., £100. John, N. Yorkshire. Tel: (01833) 621333.

Alinco DJ-G5, soft case, d.c. lead, £375. Mint Yaesu FT-51R MH29A2B EDC12, mint, £400. Yupiteru MYT7100, case, extras, mint, £250. Alinco DJ-580SP batts case, batts box, £270. Uniden UBC200XLT, used, £100. Tel: Coventry (01203) 650572.

Alinco PR-112E v.h.f. f.m. 2m (144MHz) mobile 12V transceiver with manual, £125. 12V 10/20A power supply, £10 each. Various GH ex p.m.r. hand-helds for 2m/70cm (144/430MHz), offers! Andy, Suffolk. Tel: (01449) 775395.

AR88D, excellent condition, 1358X RA17L, excellent condition and much more. Looking for HRO coils or complete set. Will part-ex. also want R1155. Eric, Lancs. Tel: (01254) 705454 or 760300.

AVO BM/100/2 electronic Megger with case, full IEE spec, limited use only, cost over £200, sell for £100 inc. P&P. Collect with real cash, £80. Ron, Exeter. Tel: (01647) 61753.

Base stand for pocket scanner, adjustable bracket holder, BNC lead fitted, new, unused, £14. Mr Rigby, Morecambe. Tel/FAX: (01524) 833506.

Bush valve radio. 1950 model DAC90A Bakelite case, superb condition, £40. Another one requires repair, valves ok, £10. Tel: Blackburn (01254) 240802.

Eddystone 840C receiver, covers 480kHz to 30MHz in five bands, professionally modified, BFO for easier s.s.b. tuning, super condition and with original brochure, can

demonstrate, £150. Tel: Berks (01344) 772824 anytime.

FT-250 h.f. TX/RX 300W p.e.p. with power supply and speaker, original instruction manual, demo with pleasure, owner emigrating, bargain at, £95. Mike G4CUP, North Gos. Tel: (01684) 592546.

FT-790R all-mode 70cm (430MHz) transceiver, complete with accessories, boxed as new, £250. Cash only. One owner from new. Tel: Manchester 0161-788 8587.

Hammarlund receiver, 20 valve, 500kHz to 54MHz, six band in good condition, buyer collects (big and heavy), £140. J. A. Bird, Staffs. Tel: (01827) 65641.

Heathkit HW32A with manual, no power unit, £50. BC221 with charts and mains unit, £20. Heathkit valve GDO with manual, £15. Codar T28 receiver, £15. G8AHE. Birmingham. Tel: 0121-458 2406.

Heathkit HW8, £80. Trio JR310 RX, £60. Yaesu FLDX400 TX, £80. Eddystone general coverage RX, 40A, £110. Scope, £25. Collect only. Mark G4HVK, Penzance. Tel: (01736) 50656.

Howes DXR20 receiver, covers 20-40-80m (14, 7, 3.5MHz), S-meter fitted, etc., works well, £50. Gordon 2E0AOG, Leeds. Tel: 0113-255-0626.

Icom 728 h.f. transceiver, general coverage RX, 10-100W f.m. board fitted, boxed, manual, excellent condition, £550 o.n.o. Tel: Chichester (01243) 671506.

Icom IC-745 TX/RX all-mode general coverage receiver (and TX) includes 27MHz, superb, bargain, £550. Tokyo all-band a.t.u., cross-needles, p.w.r.s.w.r. meter, £150. New low-pass filter, £10. Above together, £675, no offers. Derek, Stratford Upon Avon. Tel: (01789) 297158.

Jaybeam 'Minimax' 3-element triband beam for 10-15-20m (28, 21, 14MHz), 10ft turning radius, v.g.c., with manual. Buyer collects, £150. GODLR, Kent. Tel: (01732) 823483.

Kenwood dual-band TH-79E hand-held, six months old, Alinco

DJ-580E dual-band ext. RX, 12 months old, £290 each. Kenwood rapid base charger KSC14, £50. All boxed as new. Tel: N. Wales (01745) 730148.

Kenwood TS-430S h.f. and general coverage, all filters fitted, £525. Alinco DR599E dual-band v.h.f./u.h.f. mobile 40W output, £350. IBM computer DX2/66 8Mb RAM, 240Mb HD, Suga monitor, £350. Dave GM4UJZ, Fife. Tel: (01383) 823305 after 6pm.

Kenwood TS-820 s.s.b. transceiver, excellent condition, £350 o.n.o. Denton Clipperton-L linear amplifier, £350, excellent condition. Arthur G3YRB, QTHR. Tel: 0181-684 3974.

Kenwood TS-830S h.f. transceiver, narrow c.w. filter fitted, boxed and manual, immaculate condition, buyer collects, £450. Scott, QTHR. Tel: (01324) 471126.

Linear 2m (144MHz) s.s.b. mobile a.c. p.s.u., £55. CM Howes 20m (14MHz) QRP trcvr spkr key, £55. 1154/55 a.c. p.s.u.s, £60. 52 Set RX, £50. TCS RXs, £45. PCR2 with p.s.u., £50. GRC-9, £200. Tel: Wores (01562) 742523.

Log periodic. 50-1300MHz, nearly new, 25-element, £150 o.n.o. 2m (144MHz) m/m transverter, 28MHz i.f., £40. 70cm (430MHz) m/m transverter 144MHz i.f., £40. s.a.e., many more items. Tel: (01623) 643355.

Mic Adonis 303G, as new, £45 o.n.o. Tel: Derbyshire (01283) 221870.

Microsoft office standard version 7.0 on CD for Windows, new, unregistered, full package, £195 insurance and delivery free. Jeff, Cardiff. Tel: (01222) 489008.

Mint, one owner, Ten-Tec Corsair plus p.s.u. plus mic., £600. Mint Trio 830S, just serviced by Castle Electronics, new p.a.s. plus spares, filters, etc., £500. Harold, Stockport. Tel: (01663) 744087.

Momentum MCL1100 data decoder screen monitor with synoptic upgrade fitted. instruction books, p.s.u., printer, Commodore MPS1230 and 1400 sheets, e/paper,

£300. Mr Rigby, Morecambe. Tel/FAX: (01524) 833506.

Murphy A122M valve radio, working, original parts, good condition, wood case, £80. Tel: Newbury (01635) 40866.

No 40A ex DTI with manual, mint condition, £120. 1155, good condition, £79. 19 Set, £150. Tel: W. Yorks (01274) 824816.

Oscilloscope OS25A double beam Advance Instruments, good working order, £60. AVO 8 multimeter, £15. Ken, Chester. Tel: (01244) 676167.

Oscilloscope Phillips dual trace PM3540 with logic functions, £95. Marconi TF2006 200-1000MHz f.m./a.m./c.w. signal generator, £70. Rascal r.f. test meter/multimeter (up to 900MHz), £15. Would consider exchange radio gear. John G7EJK, Uttoxeter. Tel: (01889) 564477.

Pye black box hi-fi record player in working order, originally purchased 1956. Brown lacquered cabinet with built-in speakers. Instruction manual included. Offers. Tel: Dagenham 0181-593 9032.

R2000, 0-30MHz receiver, v.h.f. converter fitted, 118-173MHz, boxed with manual, v.g.c., £375. Colin, South Shields. Tel: 0191-421 8205.

Rascal RA17 receiver, excellent condition and working order, £190. Thorens TD125 record deck, £95. Garrard 401 record deck, £150. Quad FM2 stereo tuner, £100. Tel: Lancs (01257) 263403.

Rascal RA17(II) 1-30MHz, £125. Murphy B40, £70. Pye v.h.f. TX (QQV03 PA), £35. Pye Olympics base station/p.s.u., £30. Mobile units (3), £12 each, mics included. R1155 needs smartening, g.w.o., £35. Tel: E. Yorkshire (01482) 869682.

Realistic PRO2035, 1000 channel, wide band receiver, Tandy's best ever, boxed, as new, current price £329, bargain at, £200 o.n.o. Tel: Tewkesbury (01684) 295770 anytime.

Redifon 551N all-mode general coverage receiver with ARU18

a.t.u. and ARU11 synth complete in Navy cabinet, unmarked, also 386 computer, decode RTTY, c.w., SSTV, etc., also new printer, lot, £275. John, Staffs. Tel: (01538) 385735.

Robot 400 clone, b/w SSTV TX/RX, £40. Wood and Douglas 0.5W 70cm (430MHz) ATV TX, £30. Collect or carriage extra. Bob G8VOI, Hampshire. Tel: (01705) 250830 after 6pm.

Sale scanner hooks, 1, 2 & 3 by Peter Rouse, *Scanning Secrets/Short Wave Communications/Scanner Busters/The Airband Jargon Book*, £35 the lot. Mr Rigby, Morecambe. Tel/FAX: (01524) 833506.

Selling up amateur radio station, bargain price for quick sale, h.f., u.h.f. beams, rotator, scope, gen. amps, keyer, etc. SAE for list. Tel: (01766) 522591.

Sky Scan car mag mount MkII, freq 25-1300MHz, 4m of RG58 cable, BNC conn, £14. Mr Rigby, Morecambe. Tel: (01524) 833506.

Sony power adapter for Sony AN1 antenna d.c., 6/9/12V, 800mA, new, unused, boxed, cost £35, sell for £20. Mr Rigby, Morecambe. Tel/FAX: (01524) 833506.

SP-940 c/w filters, £50. Drake 2C W/2CQ, £60. KW Vespa MkII, £40. RF unit RA17, valves, circuit, £20. Hacker Sovereign II, manual, £20. Bill, Glasgow. Tel: 0141-562 4571.

Tektronix 4 beam storage scope model 4623A, complete with all leads and data, pristine condition and just calibrated, cost over £7000, offers please. G4TXS, Gedling. Tel: 0115-961 6619.

Test equipment manuals, 1940 to 1990. Complete range, including Tektronix, Packard, Advance, Marconi, AVO and Tek Spectrum Analysers. Tel: Surrey 0181-337 4680.

TH-79E dual-band, extend receive, menu system, also Duplex use, manuals, extras, £290. Bill, Glasgow. Tel: 0141-562 4571.

Transformer/suit PW Marchwood p.s.u., unused, as new, 16V 43A out, buyer pays carriage, £88.



GIOBF, Bristol. Tel: 0117-969 2590.

Transmitting valves QV04-15/CV789, gold pin type, £5 each. 807, some Brimar, special quality, some American military. offers. Graham, Grimby. Tel: (01472) 351809.

Trio TL20 100W h.f. linear amp, £90. GW4KUS, Swansea. Tel: (01792) 466383.

Trio TS830S, boxed with MC50 mic, spare valves, £410 o.n.o. or swap for base multi-mode, will deliver within 100 miles. Also FRDX 400 rec., amateur bands only, £80 or swap, w.h.y.? Tel: S. Wales (01443) 772387 anytime.

Two EIMAC 3-500 valves, new, matched pair, £225. G4WMP, Surrey. Tel: (01932) 846139.

Uniac 200, converted to 29MHz f.m., nice little rig with chrome front, in excellent condition. £35. Tel: Cardiff (01222) 488723 after 6pm.

VHF twin tetrodes and variable split stator and butterfly v.h.f. capacitors for 6/2m (50/144MHz) home-brew or might swap for 6146B valves or w.h.y.? G3AOY, Devon. Tel: (01803) 520065.

Vintage Marconiphone RK moving coil, cabinet, speaker, battery powered, offers. Tel: Cleveland (01642) 477174.

Watkins Johnson HF1000 RX, 5kHz to 30MHz, excellent condition, one year old, working, boxed, instruction manuals, hardly used, £3000 o.n.o. Mr Rigby, Morecambe. Tel/FAX: (01524) 833506.

Yaesu 51R hand-held transceiver, 2m (144MHz), 70cm (430MHz) with extended receive. 2/5W power, both battery types, included with cases, one year old, as new condition, £295. Tel/FAX: Basingstoke (01256) 51836 any evening.

Yaesu FR100B receiver and matching FL200B transmitter, Eddystone speaker mike and manuals, excellent condition, ideal QRO or QRP station, £140. Remote VFO 4B to suit KW2000B, excellent condition, £25. Tel: Huddersfield (01484) 645923.

Yaesu FRG-7700 with manual and circuit diagram, v.g.c., 150kHz to 29.9MHz, buyer collects, £200 o.v.n.o. Tel: Lancs (01282) 868127.

Yaesu FRG7700 with a.t.u., FRT, £240 o.v.n.o. John (The Younger), Wiltshire. Tel: (01747) 860752.

Yaesu FRG7700 with memory board fitted, £240 o.v.n.o. B300P Zetagi, £85 o.v.n.o. Trio TR9000 2m (144MHz) multi-mode, £220 o.v.n.o. Martin, Dorset. Tel: (01747) 826078.

Yaesu FT-101 160 - 10m (1.8 - 28MHz) inc 15, 18, fan, etc. £225 o.n.o. Trio 2300 2m (144MHz) inc. mobile bracket. £65 o.n.o. 28-30MHz linear amp, 30W, £25. IC-475 wanted, must be g.w.o., reasonable price. Shaun G7TGY, QTHR. Tel: (01273) 477998/0860 612055.

Yaesu FT-101ZD, WARC, f.m., fan, filters, plus 901R transverter, fitted 144MHz and 430MHz modules, £550. Tel: Northampton (01604) 762083.

Yaesu FT-200, nr, mint condition, complete new valves, £170, no offers. Trio RX 9R59DS, £85, excellent condition, Realistic RX DX160, £50, excellent condition. Tel: Nr. Keighley (01535) 630361 anytime.

Yaesu FT-209RH 2m (144MHz) f.m. hand-held, good condition with 1hr charger/p.s.u. and two NiCad packs, 5W, £120. Tel: Wokingham (01734) 619162.

Yaesu FT-290R MkI, fitted MuTek front end, complete with mic., strap, leatherette case and manuals, £220. Tel: Ipswich (01473) 612657.

Yaesu FT-480R 2m (144MHz) multi-mode, very good condition, base station prompts sale, 1W and 10W, £200. No offers. Tel: Cumbria (01768) 881866 night or (01768) 868144 day.

Yaesu FT-77 with f.m. and extra external v.f.o., £400. PK232 early version, £80. Revex 30amp p.s.u., £75. Tono 9000 RTTY, c.w., ASCII with Tono monitor, £100. GOLUW, Glos. Tel: (01453) 765406 after midday.

Yaesu FT-790 MkI, as new with manual and box, £300. AKD 2001,

£90. Atari STFM, £50. Buyer collects. Ian, Walsall. Tel: (01922) 30668 after 5pm.

Yaesu FT-990DC, excellent condition, boxed, manuals, £1225 o.n.o. Yaesu SP-6 filtered desk speaker, excellent condition, boxed, £100. Yaesu MD-100A8 de-luxe desk microphone, excellent condition, £90 o.n.o. Andrew, Middlesborough. Tel: (01642) 814503.

Yaesu h.f. all-node tcvr, new valves, nice condition, mic., headphones, boxed, £395. MFJ-941D a.t.u., £75. Manual for both. Tel: N. Yorks (01423) 868823.

Zetagi B300P 400W linear mint pre-amp, 13.8V, variable output. Icom 706 h.f./v.h.f., mint, 15 months warranty left, no unpaid HP, have receipt, £875. Both plus post and packing. Barry GORZI, Cumbria. Tel: (01946) 812092.

### Exchange

Aiwa CD midi hi fi with karaoke, also vintage radios, exchange wanted R1000, 2001D, Barlow Wadley XCR30 MkII. Perdio Park Lane, Piccadilly or Mini 66. Please write, will 'phone back Mr L. Borthwick, 42 Eildon Road, Hawick, Scottish Borders TD9 8ES.

Supply Unit Vibratory No. 12, 24V input, ZA43208, antenna tuning unit No. 9, ZA47680 and Control Direction Finder C-1514/A USA - looking for WS46 w.h.y.? Andrew Humphriss, Warwick. Tel: (01926) 400876.

Yaesu FL50, FR50, FV50, Racial RA17 in case, complete h.f. station, v.g.c. with manuals and a.t.u., swap for FT-290, DJ-560, TS-5205, FT-620, TR-9000, IC-707, FT-747, the lot for any of the above. Andy G7UAD, Derbys. Tel: 0115-930 8096.

Yaesu FT-767GX h.f. + 70cm, 2.50MHz, brand new, front + knob swap for Yaesu FT-736R with all bands for Novice or sell 767GX for, £1500. Mick, S. Yorks. Tel: (01226) 742971 after 6pm.

### Wanted

Any QSL card from Easter Island, especially from the Cordell Radio Science Expedition in September

1995. Your price plus postage. David Maddock, 49 Dinorben Avenue, Fleet, Hants. Tel: (01252) 816814.

AR77 spares wanted extremely urgently, will make it worthwhile replying. Brian, Surrey. Tel: 0181-651 5345.

Boot/set-up disc for IBM 5170 computer. Tel: Northampton, (01604) 645090 evenings.

Eddystone 840 receiver, CR100, SP600, all in good condition. Wanted by retired collector, old broadcast wireless sets, exchanges, w.h.y.? 42 Halvarras Road, Playing Place, Nr. Truro. Tel: (01872) 862291.

Eddystone receivers, models EC10, 1570, EM34, EB35, 960, 890, 930, 870, 870A, plus any Mimco sets and other models, also scrap sets for spares please. Some doubles for sale. Peter Lepino, Surrey. Tel: (0374) 128170 or (01372) 454381 anytime.

Ferrite rod antennas, must be half inch in diameter, no more or less. Must be six inches long or more. Peter Tankard, Sheffield. Tel: 0114-266 5253 from 9am to 9.30pm.

FT-101ZD in good condition, please write to Papaioannou Christos SV1DAF, 17 Xanthippou Str., 13562 Agii Anargiri, Greece.

Halicrafters SX42 manual or copy (not service sheets), fair price paid. Dave, 141 Dunes Road, Greatstone On Sea, New Romney, Kent TN28 8SP.

Hammarlund SP-600/R274 URR or GEC BRT-400 radio receiver, working or not, w.h.y.? Also circuit diagram for GEC BRT400K receiver and R-1283/GRC v.h.f. receiver, ex NASA, please help. Bob, 247 Sandy Lane, Hindley, Wigan, Lancs WN2 4ER. Tel: (01942) 255948 anytime.

Help! How can I turn on the converter antenna on my Drake R8E. Can I also fool the display for an outboard v.h.f. converter, all costs refunded, many thanks. Richard Ackroyd G4SYV, 16 Pipits Croft, Bicester, Oxon OX6 0XW. Tel: (01869) 244453.

HF vertical ant, mini beam plus rotor and any h.f. loop/magnetic,

etc., or anything interesting or similar to above. Mr Howlett, Middlesex. Tel: 0181-364 3330.

HP 431C sensor lead, Icom IC202S, Bird 43 elements, B, C, K bands, BNOS 144MHz 50W or 100W linear amplifier. Bob G8VOI, Hampshire. Tel: (01705) 250830 after 6pm.

Mechanical filter assembly for Trio 500S receiver, part number L4005. Ian GW8VUG, Llanrwsy. Tel: (01492) 575238 weekdays.

Panels for a FDK multi 2700 2m p.l.l. transceiver, plus circuit diagrams. Set: Stoke (01782) 415732.

Phillips cassette recorder, type made in 1970s with single forward/back/left/right function, knob and manual record level, working or for spares. Tel: Wokingham (01734) 619162.

Racal Speedrace equipment, RTA191 receiver, MA228 transmitter drive unit, TA349C linear amplifier, also any sub-units and any 'picture frame' 70.5in high cabinets. Set of manuals covering Speedrace. Nigel Boyd G0UGD, 2 Church Close, Eastbourne, East Sussex BN20 9QY.

Radio Constructor vols 1-10 and Vol 24 (til end of publication, bound or complete volume runs loose. Good price offered. Phil Beckley, Gwent. Tel: (01633) 853906.

Standard C520 and C528 hand-helds, not working, for spares, also accessories and battery packs for above and Kenwood TH-26E required. Possibly consider other standard rigs too. Mike G1HGD, QTHR. Tel: (01926) 513073.

WWII German and Clandestine sets, crypto equipment, any period, w.h.y.? Need not be working. Otterstad, Hosterkøvej 10, DK-3460 Birkerød. Tel: 4281 5205 (Denmark).

## BARGAIN BASEMENT ORDER FORM

Please insert this advertisement in the next available issue of *Practical Wireless*.

FOR SALE       WANTED       EXCHANGE

Name .....

Address .....

Telephone Number .....

please

write

in

block

capitals

(30)

### CONTACT DETAILS FOR ADVERT.

Please only write in the contact details you wish to be published with your advert,

ie. do you want your name & address, or just your telephone number?

**Your advert, you decide!**

(12)



# Classified Ads

To advertise on this page see booking form below.

## Computer Software & Hardware

**JVFAX/SSTV, HAMCOMM, PktMon.**  
9FD/25FD Tx/Rx interface, programs, manuals, pictures £28.50. SASE for leaflets. Peter Lockwood G8SLB, 36 Davington Road, Dagenham RM8 2LR. Tel/Fax: 0181-595 0823.

**RadioLink 96** Propagation simulation software. Point-to-point radio links. £49.99 SASE leaflet. G6CPO (QTHR) Tel: 01299-822473 (Worcs).

**Electronic circuit design** and PCB package for sale, IBM PC, unwanted present. Tel: 01426 218014.

## Shareware

**PC ELECTRONIC AND TECHNICAL PROGRAMS**  
LOW COST SPECIALIST LIBRARY  
GOOD QUALITY PROGRAMS THAT WORK  
DESCRIPTIVE CATALOGUE AVAILABLE PRICED AT **£2.50**  
*Comes with £2.00 off money voucher to place against your first order*  
Phone/Fax for your catalogue from:  
**PDSL, Winscombe House, Beacon Road, Crowborough, Sussex TN6 1UL**  
Tel: 01892 663298 Fax: 01892 667473

## Rallies

**Harlow & District Amateur Radio Society**  
**Amateur Radio, Electronics & Computer Rally**  
To be held on **Sunday 29th September, 1996.**  
Starts at 10.30am (10.00am for disabled) at the Sports Centre, Harlow. Free car park (disabled parking near the entrance). Licensed bar and refreshments. Bring and Buy stall, Morse on demand (2 passport size photos plus the usual fee). Talk-in on S22 and SU22 by G6UT.  
*For more information phone the Rally Manager on 01279 303786 or Fax 01279 865092 or phone Len on 01279 832700 or Fax 01279 864973.*

## Holidays

**NORTH WALES HOLIDAYS** - Caravan - bunkhouse - camping. Elevated rural site, two miles from beach, use of shack and antennas, open all year. Tynrhos, Mynytho, Pwllheli. Tel: 01758 740712.

## Educational

**HEATHKIT EDUCATIONAL PRODUCTS UK DISTRIBUTOR/SPARES AND SERVICE CENTRE.** Cedar Electronics. 12 Isbourne Way, Broadway Road, Winchcombe, Cheltenham. Glos. GL54 5NS. Tel: (01242) 602402.

**CITY & GUILDS RADIO AMATEURS EXAM.** Pass your exam the easy way with an RRC home study course. For details write or phone THE RAPID RESULTS COLLEGE, Dept. JX400, Tuition House, London SW19 4DS. Tel: 0181-947 2211.

**RAE PAY AS YOU LEARN** Correspondence. £3 per lesson includes tuition. Ken Green C. Eng, MIEE, Chylean, Tintagel, Cornwall. Tel: 01840 212262.

**RAE COURSES, TAUNTON**  
Somerset College of Arts and Technology, Wellington Road, Taunton will again be offering the RAE course for the May 1997 examination. The course will be held on Tuesday evenings from 6.30pm to 8.30pm commencing September 1996. Course tutor is Peter Upton G7CCV.  
*For enrolment details, please contact the Faculty office on 01823 366371 or the course tutor on 01823 366366 ext.211.*

## Receivers

**B.F.O. KITS** Resolves single side-band on almost any radio, £16.49. H. CORRIGAN, 7 York Street, Ayr KA8 BAR.

**DISCLAIMER**  
Some of the products offered for sale in advertisements in this magazine may have been obtained from abroad or from unauthorised sources. *Practical Wireless* advises readers contemplating mail order to enquire whether the products are suitable for use in the UK and have full after-sales back-up available. The publishers of *Practical Wireless* wish to point out that it is the responsibility of readers to ascertain the legality or otherwise of items offered for sale by advertisers in this magazine.

**Machine Mart**  
WE SELL FOR LESS  
**SWING ARM MAGNIFYING LAMP**  
Call into any of our 39 superstores nationwide and pick up your FREE catalogue. For details of your nearest branch, or to place an order, call our 24hr telephone order hotline.  
Machine Mart Ltd. Dept. HO 211 Lower Parliament Street Nottingham. NG1 1GN  
**0115 956 5555** or fax us on **0115 956 2900**  
X3 Magnification only **£39.95** + vat at 17.5%  
Standard Mainland UK delivery £3.00  
VISA

**ORDER FORM FOR CLASSIFIED ADS PLEASE WRITE IN BLOCK CAPITALS**  
The prepaid rate for classified advertisements is 42 pence per word (minimum 12 words), box number 70p extra. Semi-display setting £13.90 per single column centimetre (minimum 2.5cm). Please add 17.5% VAT to the total. All cheques, postal orders, etc., to be made payable to the PW Publishing. Treasury notes should always be sent by registered post. Advertisements, together with remittance should be sent to the Classified Advertisement Dept, Practical Wireless, Arrowsmith Court, Station Approach, Broadstone, Dorset BH18 8PW. Tel: (01202) 659920, Fax: (01202) 659950

Please insert this advertisement in the ..... issue of Practical Wireless (if you do not specify an issue we will insert it in the next available issue of PW) for ..... insertion/s. I enclose Cheque/P.O. for £..... (42p per word, 12 minimum, please add 17.5% VAT to total).

Name: .....

Address: .....

Telephone No.: .....

Box Number @ 70p: Tick if appropriate

Category heading: .....




## Wanted

**WANTED FOR CASH** Valve or solid state communication receivers Pre-1980. Preferably working and in good condition. Non working sets considered also domestic valve radios. Items of Government surplus wireless equipment and obsolete test equipment. Pre-1965 wireless and audio components and accessories. Pre-1975 wireless and TV books and magazines. Also, most valves wanted for cash. Must be unused and boxed. CBS, 157 Dickson Road, Blackpool, FY1 2EU. Tel: (01253) 751858 or Fax: (01253) 302979.

**Ferrite rod aeriels.** Must be half inch in diameter, no more or less. Must be six inches long or more. Contact Peter Tankard: 0114-266 5253 (Sheffield) 9am-9.30pm.

## Miscellaneous

**VALVE ENTHUSIASTS:** Capacitors and other parts at attractive prices! Ring for free list. Geoff Davies (Radio), Tel: (01788) 574774.

**VALVE RADIOS** radiograms, amps, obsolete spares. Also repairs. Tel: 01689 898291 anytime. 91 High Street, St Mary Cray, Orpington, Kent. Open Friday, Saturday 10-4.

**VIDEO TAPE CONVERSIONS** to and from all modes NTSC, SECAM, PAL(M) PAL(N) also VIDEO 8 NTSC. Digital processing. Fast and economical service. Also cine conversions. Phone G4WMP 01932 846139.

## Valves

**VALVES GALORE** Most valves available from stock. Otherwise obtained quickly. Please send SAE stating requirements or telephone. **VALVE & ELECTRONIC SUPPLIES** Chevet Books, 157 Dickson Road, Blackpool FY1 2EU. Tel: (01253) 751858 or Fax: (01253) 302979.

**VALVES WANTED** for cash: KT88, £48; PX4, PX25 £50; DA100 £90; EL34, £10; EL37, £9; CV4004, £5; ECC83 £3. Valves must be Mullard/GEC, West European to achieve the price. Ask for our free wanted list. Prompt and courteous service. Visitors by appointment only (we are a very busy Export Warehouse). Billington Export Ltd. Billingshurst, West Sussex RH14 9EZ. Tel: (01403) 784961. Fax: (01403) 783519.

**VALVES:- OVER 50000 STOCKED** Ham, Vintage, Military, Audio. SAE for FREE list to: Wilson Valves, (Jim Fish G4MH), 28 Banks Ave., Golcar, Huddersfield, West Yorks HD7 4LZ. Tel: 01484 654650. Fax: 01484 655699. Visa etc. Fast & personal service.

## TOP PRICES PAID

for all your valves, tubes, semi-conductors and ICs.

**Langrex Supplies Ltd.,**  
1 Mayo Road, Croydon,  
Surrey CR0 2QP.

TEL: 0181-684 1166. Fax: 0181-684 3056.

## For Sale

**TECHNICAL MANUALS,** AR88, CR100, R210, HR0. £5 each. Circuits £1.50. Hundreds available. SAE list. Bentley, 27 De Vere Gardens, Ilford, Essex IG1 3EB. Tel: 0181-554 6631.

**JAPANESE GAAS-FET,** RF power module, microwave TR's and devices for communication and industrial use. T.YOSHIHARA OSAKA 564, JAPAN, Cable: TYOSHIHARA SUITA. FAX: 816-338 3381.

**RADIO BOOKS.** New and previously enjoyed. S.A.E. for lists. Old Time Supplies, PO Box 209, Banbury, Oxon OX16 7GR.

**Yaesu FT-11R,** boxed, mint condition, plus extra battery (FN8-35), plus soft case. Warranty valid until 13.11.97. Included is Sinclair Spectrum with packet modem. Complete set-up £300.00! Tel: 01856 874448 (Orkney).

**107.9MHz Stereo FM Transmitter Kits.** High stability crystal-controlled design. Excellent audio quality. 12V £24.95 inc P+P. Nigel Gough, 20 Earlsfield, Branston, Lincoln LN4 1NP. Tel/fax: 01522 792501.

**Fluke scopmeter II Model 99** top of the range, 50MHz LCD storage scope/DVM. Handheld battery powered with backlit display. Cursor readings. Usual DVM modes + true RMS dBs. frequency. Long term recording of min-max. Signal generator output. Sine/square/ramp. May be connected to PC. Still boxed, with case, probes etc. Offers IRO £900. Tel: 01784 463319 (Middx).

## ADVERTISER PROFILE

**“Wireless is our shop window!”**



**Business:** C.M. Howes Communications  
**Owners:** Dave & Chris Howes  
**Location:** Eydon, Daventry, Northants  
**Products:** Easy-to-build kits for the radio enthusiast

Dave Howes G4RQH started his kit business nearly 14 years ago in response to the need for easily built, high quality kits for the radio amateur. Using his professional expertise in r.f. design, his kits are designed so as to be capable of being built by anyone. "Howes Kits open the world of radio communications to the home constructor" is the slogan on the cover of his latest catalogue.

After trying a classified advertisement in a couple of amateur magazines, he decided to advertise 'properly' in *Practical Wireless*, as it was the magazine that pulled in the response. "Being a mail order only business, we rely on our advertisement in *PW* to bring in new customers. Over the last 14 years *PW* has consistently worked for us as our shop window", Dave said. "Mail order is all about confidence. Our regular advertisement in *PW* is designed to inspire that confidence among both new and old customers."

For further information on how to advertise in *Practical Wireless*, telephone the Advertisement Manager, Roger Hall G4TNT on 0171-384 1031

## G6XBH G1RAS G8UUS

### VISIT YOUR LOCAL EMPORIUM

Large selection of New/Used Equipment on Show

AGENTS FOR: YAESU • ICOM • KENWOOD • ALINCO  
Accessories, ReVex/Diamond range of SWR/PWR, Adonis Mics,  
Mutek products, Barenco equipment, MFJ products.

WE SPECIALIZE IN ALL TYPES OF PLUGS, ADP, ETC

★ ERA Microreader & BPS4 Filter, SEM Products ★

★ Full range of Scanning Receivers ★

AERIALS, Tonna, Maspro, plus full range of base/mobile antennas.

BRING YOUR S/H EQUIPMENT IN FOR SALE

JUST GIVE US A RING

## Radio Amateur Supplies

3 Farndon Green, Wollaton Park, Nottingham NG8 1DU  
Off Ring Rd., between A52 (Derby Road) & A609 (Ilkeston Road)  
Monday: CLOSED. Tuesday-Friday 9.00am to 5.00pm. Saturday 9am to 4pm

G6XBH G1RAS G8UUS Tel: 0115-928 0267

R.A.S. (Nottingham)

R.A.S. (Nottingham)



## YAESU, ICOM, AOR etc.

SALES & SERVICE Holdings of Blackburn Ltd. Inc. 1952, Yaesu Agents since 1972. G3LLI 40-years in electronics. Best prices for callers (try us with cheque or 'real money' if you want to bargain) only say and sell to pay so we can afford to give good prices - valves and CW filters for old Yaesu eg. Phone, normally open Thursday, Friday and Saturday. Lunch 12.00-1.30 but phone first we enjoy a few holidays!

G3LLI HOLDINGS, AMATEUR ELECTRONICS  
45 JOHNSTON STREET, BLACKBURN, BB2 1EF  
(01254) 59595

**FAIRHAVEN**  
**RD500**  
A NEW KIND OF RADIO RECEIVER



# Order Form

FOR ALL MAIL ORDER PURCHASES  
IN PRACTICAL WIRELESS

## SUBSCRIPTION RATES

### PRACTICAL WIRELESS - 1 YEAR

- £25.00 (UK)  £30.00 (Europe 1st class)  
 £32 (Rest of World Airmail)  £37 (Rest of World Airmail)

### SPECIAL JOINT SUBSCRIPTION WITH SHORT WAVE MAGAZINE - 1 YEAR

- £45 (UK)  £54 (Europe 1st class)  £58 (Rest of World Airmail)  
 £67 (Rest of World Airmail)

Please start my subscription with the ..... Issue.

### SPECIAL OFFER, PAGE 37

- Please send me ..... Cushcraft R7000 Antenna(s) for £346 inc. P&P  
 (UK mainland, other areas please apply for postage rates).

### BINDERS

- Please send me ..... PW Binder(s) @ £5.50 each

£ .....

Postal Charges:

£1 for one, £2 for two or more (UK). £2 per binder (overseas surface).

### BOOKS Please send me the following book(s)

..... £ .....

..... £ .....

..... £ .....

..... £ .....

..... £ .....

Postal Charges:

£1 for one, £2 for two or more (UK).

£2 per book or £10 for five books or more (overseas surface).

### NEW FASTER NEXT DAY SERVICE (UK MAINLAND ONLY)

£4 per parcel (orders must be placed by 12 noon)

GRAND TOTAL ..... £ .....

Now fill in your name and address

## CREDIT CARD ORDERS TAKEN ON (01202) 659930

between the hours of 9.00am - 5.00pm. Outside these hours your order will be recorded on an answering machine and at busy periods throughout the day.

## FAX ORDERS TAKEN ON (01202) 659950

Please fill in the details ticking the relevant boxes, a photocopy will be acceptable to save you cutting your beloved copy!

To: PW Publishing Ltd., FREEPOST, Arrowsmith Court,  
Station Approach, Broadstone, Dorset BH18 8PW

## PAYMENT DETAILS

Name .....

Address .....

.....

Postcode .....

Telephone No. ....

I enclose cheque/PO (Payable to PW Publishing Ltd.) £ .....

\$ .....

or

Charge to my Access/Visa Card the sum of £ .....

\$ .....

Card No.

Valid from ..... to .....

Signature .....

Telephone No. ....

Orders are normally despatched by return of post but please allow 28 days for delivery.

Prices correct at time of going to press.

Please note: all payments must be made in Sterling.

## CREDIT CARD ORDERS TAKEN ON (01202) 659930

## FAX ORDERS TAKEN ON (01202) 659950

## NEW Practical Wireless Binders

Here's your chance to tidy up that pile of Practical Wireless magazines.

STAB BUY!

Are you fed-up with not being able to find that article that you just know appeared in PW in the last few months? If so, why not place an order for our new 'look' binders to keep your precious magazines tidy?

The binders are produced from a heavy duty card coloured in a smart navy blue with the PW logo printed in gold lettering on both the front and the spine. Each binder comes complete with a set of year labels and binding bars (see inset photo) and will comfortably hold a year's worth of magazines.

At only £5.50 each plus £1 P&P (UK), £2 P&P (overseas) a PW binder really is the easy answer to organising your magazines.

So, what are you waiting for, get those magazines organised! - Place your order today!



To order your binders either use the form above or telephone Shelagh or Michael on the Credit Card Hotline on (01202) 659930 and quote PWSB9.



# BOOK STORE



TO ORDER YOUR BOOKS:

E-MAIL: [bookstore@pwpub.demon.co.uk](mailto:bookstore@pwpub.demon.co.uk)

TEL: (01202) 659930 (24 HOURS)

FAX: (01202) 659950 (24 HOURS)

OR USE THE ORDER FORM ON PAGE 62

The books listed have been selected as being of special interest to our readers. They are supplied direct to your door. Many titles are overseas in origin.

## LISTENING GUIDES

### AIRBAND

AIR BAND RADIO HANDBOOK 5th Edition. David J. Smith.	192 pages. \$8.99
AIR & METEO CODE MANUAL 14th Edition. Joerg Klingenfuss.	358 pages. \$20.00
AIRWAVES 96.	100 pages. \$8.95
AIRWAVES EUROPE.	124 pages. \$9.50
CALLSIGN 96.	144 pages. \$8.50
FLIGHT ROUTINGS 1996. Compiled by T.T. & S.J. Williams.	140 pages. \$6.60
HIGH IN THE SKY. Davis Barker & McKenzie.	166 pages. \$6.95
INTERNATIONAL AIR BAND RADIO HANDBOOK. David J. Smith.	192 pages. \$9.99
THE AIRBAND JARGON BOOK. Ron Swinburne.	72 pages. \$6.95
UNDERSTANDING ACARS 3rd Edition. Aircraft Communications Addressing and Reporting System. Ed Flynn.	80 pages. \$9.95
WORLDWIDE AERONAUTICAL COMMUNICATIONS FREQUENCY DIRECTORY 2nd Edition. Robert E. Evans. 260 pages. \$19.95	
WORLDWIDE AERONAUTICAL HF RADIO HANDBOOK. Martyn R. Cooke.	124 pages. \$6.95.

### BROADCAST

A GUIDE TO THE WORLD'S RADIO STATIONS BP355. Peter Shore.	266 pages. \$5.95
POP WENT THE PIRATES. Keith Skues.	\$15.95
RADIO LISTENERS GUIDE 1996. Clive Woodyear.	81 pages. \$3.95

### DATAMODES

GUIDE TO FAX RADIO STATIONS. 15th Edition. Joerg Klingenfuss.	392 pages. \$20.00
GUIDE TO UTILITY STATIONS. 14th Edition. Joerg Klingenfuss.	604 pages. \$35.00
POCKET GUIDE TO RTTY AND FAX STATIONS. Bill Laver.	57 pages. \$3.95
RADIOTELETYPE CODE MANUAL 13th Edition. Joerg Klingenfuss.	96 pages. \$14.00

### DXTV

DXTV FOR BEGINNERS. Simon Harmer.	31 pages. \$3.95
GUIDE TO DX-TV. Keith Harmer & Garry Smith.	36 pages. \$3.95

### FREQUENCY GUIDES

1996 SUPER FREQUENCY LIST. Joerg Klingenfuss.	\$25.00
FERRELL'S CONFIDENTIAL FREQUENCY LIST 9th Edition. Compiled by Geoff Halligey.	544 pages. \$17.95
PASSPORT TO WORLD BAND RADIO 1996.	528 pages. \$14.50
UK SCANNING DIRECTORY. 5th Edition.	540 pages. \$18.50
WORLD RADIO TV HANDBOOK 1996 (50th Anniversary Issue).	608 pages. \$17.95

### GENERAL

EAVESDROPPING ON THE BRITISH MILITARY. Michael Cannon.	\$17.50
THE COMPLETE SHORT WAVE LISTENER'S HANDBOOK 4th Edition Frank Bennet, Harry Helms & David Hartly.	321 pages. \$18.95
SHORT WAVE COMMUNICATIONS. Peter Rouse GU1DKD.	187 pages. \$4.50

### MARINE

MARINE SSB OPERATION. J. Michael Gale.	96 pages. \$11.95
MARINE VHF OPERATION. J. Michael Gale.	48 pages. \$7.95
SHORTWAVE MARITIME COMMUNICATIONS. B. E. Richardson.	195 pages. \$16.50.
SHIP TO SHORE RADIO FREQUENCIES. Ken Davies.	95 pages. \$5.99
SIMPLE GPS NAVIGATION. Mik Chinery.	96 pages. \$9.95

### SATELLITE

AN INTRODUCTION TO AMATEUR COMMUNICATIONS SATELLITES BP290. A. Piekard.	102 pages. \$3.95
AN INTRODUCTION TO SATELLITE COMMUNICATIONS BP326. F. A. Wilson.	230 pages. \$5.95
NEWNES GUIDE TO SATELLITE TV. Derek Stephenson.	371 pages. \$18.95
SATELLITE BOOK - A Complete Guide to Satellite TV Theory and Practice John Breeds.	280 pages. \$32
SATELLITE EXPERIMENTER'S HANDBOOK 2nd Edition. Martin Davicoff K2UBC.	313 pages. \$14.50
SATELLITE TELEVISION. A layman's guide. Peter Pearson.	73 pages. \$1.00
SATELLITE TELEVISION INSTALLATION GUIDE. 5th Edition. John Breeds.	76 pages. \$15.00
WEATHER SATELLITE HANDBOOK. 5th Edition. Dr Ralph F. Taggart WB8DQT.	192 pages. \$15.50
WRTH SATELLITE BROADCASTING GUIDE. 1996 Edition. Bart Kuperus.	366 pages. \$17.95

### SCANNING

AN INTRODUCTION TO SCANNERS AND SCANNING BP311. L. D. Poole.	152 pages. \$4.95
SCANNER BUSTERS. D.C. Poole.	64 pages. \$4.95
SCANNERS 2 INTERNATIONAL. Peter Rouse GU1DKD.	261 pages. \$9.95
SCANNERS 3 PUTTING SCANNERS INTO PRACTICE. New Edition 4th Revision. Peter Rouse.	271 pages. \$9.95
SCANNING SECRETS. Mark Francis.	280 pages. \$16.95

### AMATEUR RADIO

#### ANTENNAS & TRANSMISSION LINES

25 SIMPLE AMATEUR BAND AERIALS BP125. E. M. Noll.	63 pages. \$1.95
25 SIMPLE INDOOR AND WINDOW AERIALS BP136. E. M. Noll.	50 pages. \$1.75
25 SIMPLE SHORT WAVE BROADCAST BAND AERIALS BP132. E. M. Noll.	63 pages. \$1.95
25 SIMPLE TROPICAL AND MW BAND AERIALS BP145. E. M. Noll.	54 pages. \$1.75
ALL ABOUT VERTICAL ANTENNAS. W. I. Orr W6SAI & S. D. Cowan W2LX.	192 pages. \$8.50
ANTENNA IMPEDANCE MATCHING (ARRL). Willfred N. Caron.	195 pages. \$14.50
ANTENNAS FOR VHF AND UHF BP301. L. D. Poole.	104 pages. \$4.95
ARRL ANTENNA BOOK 17th Edition.	732 pages. \$21.95
ARRL ANTENNA COMPENDIUM Volume One.	175 pages. \$10.00
ARRL ANTENNA COMPENDIUM Volume Two.	208 pages. \$10.00
ARRL ANTENNA COMPENDIUM Volume Three. Edited by Jerry Hall K1TD.	236 pages. \$12.50
ARRL ANTENNA COMPENDIUM Volume Four.	204 pages. \$15.50
BEAM ANTENNA HANDBOOK. W. I. Orr W6SAI & S. D. Cowan W2LX.	268 pages. \$8.50
BUILD YOUR OWN SHORTWAVE ANTENNAS 2nd Edition. Andrew Yoder.	208 pages. \$15.95
CUBICAL QUAD ANTENNAS 3rd Edition. William Orr W6SAI and Stuart Cowan W2LX.	\$8.50
EXPERIMENTAL ANTENNA TOPICS BP278. H. C. Wright.	70 pages. \$3.50
G-QRP CLUB ANTENNA HANDBOOK. Compiled and edited by P. Jansley G3PDI & T. Nicholson KA9WRL/GWOLNQ.	155 pages. \$7.25
HIF ANTENNA COLLECTION (RSGB). Edited by Erwin David G4LQI.	233 pages. \$10.99
HIF ANTENNAS FOR ALL LOCATIONS (RSGB). Les Moxon G6KXN.	322 pages. \$14.65
MORE OUT OF THIN AIR (PWP).	112 pages. \$6.95
PRACTICAL ANTENNAS FOR NOVICES. John Heys G3BDQ.	52 pages. \$6.30
PRACTICAL ANTENNA HANDBOOK 2nd Edition. Joseph J. Carr.	137 pages. \$25.95
PRACTICAL WIRE ANTENNAS RSGB. John Heys G3BDQ.	100 pages. \$8.95
RADIO AMATEUR ANTENNA HANDBOOK. W. I. Orr W6SAI & S. D. Cowan W2LX.	188 pages. \$8.50
RECEIVING ANTENNA HANDBOOK. Joe Carr.	89 pages. \$17.50
SIMPLE, LOW-COST WIRE ANTENNAS FOR RADIO AMATEURS. W. I. Orr W6SAI & S. D. Cowan W2LX.	188 pages. \$8.50
W1FB'S ANTENNA NOTEBOOK (ARRL). Doug DeMaw W1FB.	123 pages. \$7.50

#### BEGINNERS (INC RAE)

AMATEUR RADIO FOR BEGINNERS (RSGB). Victor Brand G3JNB.	65 Pages. \$3.50
AN INTRODUCTION TO AMATEUR RADIO BP257. L. D. Poole.	150 pages. \$3.50
AN INTRODUCTION TO THE ELECTROMAGNETIC WAVE BP315. F. A. Wilson.	122 pages. \$4.95.
THE BEGINNER'S HANDBOOK OF AMATEUR RADIO 3rd Edition. Clay Laster W5ZPV.	398 pages. \$15.95
ETI BOOK OF ELECTRONICS. Dave Bradshaw.	208 pages. \$10.95
HOW TO PASS THE RADIO AMATEURS' EXAMINATION (RSGB) Clive Smith G4F7H and George Benbow G3HIB.	88 pages. \$8.75
THE NOVICE RADIO AMATEURS EXAMINATION HANDBOOK (BP375) Ian Poole G3YWX.	150 pages. \$4.95
THE RADIO AMATEURS' QUESTION & ANSWER REFERENCE MANUAL. Fifth Edition.	Ray Petri G0OAT. \$13.95
RAE MANUAL (RSGB). G.L. Benbow G3HIB.	127 pages. \$8.75
RAE REVISION NOTES (RSGB). G.L. Benbow G3HIB.	92 pages. \$4.99
REVISION QUESTIONS FOR THE NOVICE RAE (RSGB). Esde Tyler G0AEC.	60 pages. \$5.75
THE NOVICE LICENCE STUDENT'S NOTEBOOK. John Case GW4IWR.	124 pages. \$6.50
SHORTWAVE RADIO LISTENING FOR BEGINNERS. Anita Louise McCormick K4BNGI.	176 pages. \$9.95
TRAINING FOR THE NOVICE LICENCE A MANUAL FOR THE INSTRUCTOR (RSGB) John Case GW4HWR.	101 pages. \$6.75
W1FB'S HELP FOR NEW HAMS (ARRL). Doug DeMaw W1FB.	155 pages. \$8.95

#### CALLBOOKS

AMATEUR RADIO CALL BOOK AND INFORMATION DIRECTORY (RSGB) 1996 Edition.	529 pages. \$11.23
RADIO AMATEUR CALLBOOK INTERNATIONAL LISTINGS 1996. 74th Edition.	Over 1400 pages. \$20.95
RADIO AMATEUR CALLBOOK NORTH AMERICAN LISTINGS 1996 74th Edition.	Over 1400 pages. \$20.95



## COMPUTING

**AN INTRODUCTION TO COMPUTER COMMUNICATIONS BP177.**  
R. A. Penfold ..... 7 pages. \$2.95

**HOW TO EXPAND, MODERNISE AND REPAIR PCs AND COMPATIBLES BP271**  
R. A. Penfold ..... 166 pages. \$ 5.95

**INTERFACING PCs AND COMPATIBLES BP272.** R. A. Penfold ..... 86 pages. \$3.95

**MS-OFFICE ONE STEP AT A TIME (BP402)**  
..... 77 pages. \$5.95

**NEWNES COMPUTER ENGINEER'S POCKET BOOK Third Edition.**  
Michael Tooley ..... 256 pages. \$12.95

**PCs MADE EASY. Second Edition.** James I. Turley ..... 38 pages. \$15.95

**THE INTERNET AND WORLD WIDE WEB EXPLAINED.** J. Shelley ..... 130 pages. \$5.95

**WINDOWS 95 EXPLAINED (BP400).** ..... 175 pages. \$5.95

## EMC

**INTERFERENCE HANDBOOK.** William R. Nelson WA6FOG ..... 250 pages. \$9.50

**THE RADIO AMATEUR'S GUIDE TO EMC (RSGB).** Robin Page-Jones G3JWL ..... 117 pages. \$8.95

## HISTORICAL

**1934 OFFICIAL SHORT WAVE RADIO MANUAL.** Edited by Hugo Gernsback ..... 260 pages. \$11.85

**WORLD AT THEIR FINGERTIPS (RSGB).** ..... 307 pages. \$6.30

## MAPS AND LOG BOOKS

**AMATEUR RADIO LOGBOOK (RSGB).** ..... \$3.50

**NORTH ATLANTIC ROUTE CHART.** ..... 740 x 520mm. \$7.50

**QTH LOCATOR MAP OF EUROPE.** ..... 1080 x 680mm. \$5.95

**RADIO AMATEURS MAP OF THE WORLD.** ..... 980 x 680mm. \$5.95

**RECEIVING STATION LOG BOOK (RSGB).** ..... \$3.50

## MICROWAVES

**AN INTRODUCTION TO MICROWAVES (BP312).** ..... F. A. Wilson. 134 pages. \$3.95

**ARRL UHF/MICROWAVE EXPERIMENTER'S MANUAL.** Various Authors ..... 446 pages. \$14.50

## MORSE

**INTRODUCING MORSE.** Collected Articles from PW 1982-1985. .... 48 pages. \$1.25

## OPERATING AND HANDBOOKS

**AMATEUR RADIO OPERATING MANUAL (RSGB).** Ray Eckersley G4FTJ ..... 249 pages. \$12.23

**ARRL HANDBOOK FOR RADIO AMATEURS 1996 (ARRL).** ..... 1200 pages. \$25

**THE ATY COMPENDIUM.** Mike Wooding G6IQM ..... 104 pages. \$3.50

**COMPLETE DX'ER.** Boh Locher ..... 204 pages. \$8.95

**HINTS AND KINKS FOR THE RADIO AMATEUR.**  
Edited by Charles L. Hutchinson and David Newkirk ..... 129 pages. \$9.50

**RADIO COMMUNICATION HANDBOOK (RSGB).**  
6th Edition. Dick Biddulph G8PDS ..... 750 pages. \$21.00

**SETTING UP AN AMATEUR RADIO STATION BP300.** L. D. Poole ..... 81 pages. \$3.95

## PACKET

**PRACTICAL GUIDE TO PACKET OPERATION IN THE UK.**  
Mike Mansfield G6AWD NEW EDITION ..... 220 pages. \$10.50

**PACKET: SPEED, MORE SPEED AND APPLICATIONS (ARRL).** ..... 144 pages. \$12.95

**YOUR GATEWAY TO PACKET RADIO.** Stan Horzepa WA1LOU ..... 278 pages. \$8.95

**YOUR PACKET COMPANION.** Steve Ford WB8IMY ..... 170 pages. \$5.95

## PROPAGATION

**AN INTRODUCTION TO RADIO WAVE PROPAGATION BP293.** J.G. Lee ..... 116 pages. \$3.95

**LOW PROFILE AMATEUR RADIO - OPERATING A HAM STATION FROM ALMOST ANYWHERE (ARRL).** Jim Kearman KR1S ..... 124 pages. \$7.50

## QRP

**Q-QRP CLUB CIRCUIT HANDBOOK.** Edited by Rev. G. Dobbs G3RJV ..... 96 pages. \$9.00

**QRP CLASSICS (ARRL).** Edited by Bob Schertgen ..... 274 pages. \$10.50

**W1FB's QRP NOTEBOOK (ARRL).** 2nd Edition. Doug De Maw W1FB ..... 175 pages. \$7.95

## TEST EQUIPMENT

**GETTING THE MOST FROM YOUR MULTIMETER BP239.** R. A. Penfold ..... 102 pages. \$2.95

**HANDS-ON GUIDE TO OSCILLOSCOPES.** Barry Ross ..... 228 pages. \$17.95

**HOW TO USE OSCILLOSCOPES & OTHER TEST EQUIPMENT BP267.**  
R. A. Penfold ..... 104 pages. \$3.50

**MORE ADVANCED TEST EQUIPMENT CONSTRUCTION BP249.** R. A. Penfold ..... 102 pages. \$3.50

**MORE ADVANCED USES OF THE MULTIMETER BP265.** R. A. Penfold ..... 96 pages. \$2.95

**PRACTICAL TRANSMITTERS FOR NOVICES.** John Case GW4HWR ..... 126 pages. \$10.00

**TEST EQUIPMENT FOR THE RADIO AMATEUR.** Clive Smith G4FZH ..... 170 pages. \$10.95

## VHF

**ALL ABOUT VHF AMATEUR RADIO.** W. I. Orr W6SAI ..... 163 pages. \$9.50

**AN INTRODUCTION TO VHF/UHF FOR RADIO AMATEURS BP281.**  
L.D. Poole ..... 102 pages. \$3.50

## ELECTRONICS

**A REFERENCE GUIDE TO BASIC ELECTRONICS TERMS BP286.**  
F. A. Wilson ..... 472 pages. \$5.95

**A REFERENCE GUIDE TO PRACTICAL ELECTRONICS TERMS BP287.**  
F. A. Wilson ..... 431 pages. \$5.95

**AUDIO ELEMENTS OF ELECTRONICS - BOOK 6 BP111.** F. A. Wilson ..... 308 pages. \$3.95

**BEGINNERS GUIDE TO MODERN ELECTRONIC COMPONENTS BP285.**  
R. A. Penfold ..... 166 pages. \$3.95

**CIRCUIT SOURCE BOOK 1 - BP321.** R.A. Penfold ..... 182 pages. \$4.95

**CIRCUIT SOURCE BOOK 2 - BP322.** R.A. Penfold ..... 214 pages. \$4.95

**GETTING STARTED IN PRACTICAL ELECTRONICS BP345.** Owen Bishop ..... 198 pages. \$4.95

**NEWNES AUDIO AND HI-FI ENGINEER'S POCKET BOOK Third Edition.**  
Vivian Capel ..... 210 pages. \$12.95

**NEWNES ELECTRONICS ENGINEER'S POCKET BOOK.** Keith Brindley ..... 306 pages. \$12.95

**POWER SUPPLY PROJECTS BP76.** R. A. Penfold ..... 89 pages. \$2.50

**PRACTICAL ELECTRONIC FILTERS BP299.** Owen Bishop ..... 89 pages. \$4.95

**PRACTICAL ELECTRONICS HANDBOOK.** Ian Sinclair ..... 439 pages. \$13.95

**TEST EQUIPMENT CONSTRUCTION BP248.** R.A. Penfold ..... 104 pages. \$2.95

**W1FB'S DESIGN NOTEBOOK (ARRL).** Doug DeMaw W1FB ..... 195 pages. \$8.50

## DATA

**ARRL ELECTRONICS DATA BOOK.** Doug DeMaw W1FB ..... 260 pages. \$8.95

**ELECTRON TUBE LOCATOR.** George H. Fathauer ..... 350 pages. \$19.95

**ESSENTIAL CHARACTERISTICS (TUBES & TRANSISTORS)**  
(Original Publishers General Electric) Re-published by Antique Electronic Supply (Arizona) ..... 475 pages. \$9.95

**HANDBOOK OF RADIO, TV, INDUSTRIAL & TRANSMITTING TUBE & VALVE EQUIVALENTS.** ..... 60 pages. \$2.95

**PRACTICAL ELECTRONICS CALCULATIONS AND FORMULAE BP53.**  
F. A. Wilson ..... 249 pages. \$3.95

**PRACTICAL ELECTRONIC DESIGN DATA BP316.** Owen Bishop ..... 327 pages. \$4.95

**RADIO AMATEUR AND LISTENER'S DATA HANDBOOK.** Steve Money, 2 ..... 40 pages. \$12.95

**RADIO FREQUENCY TRANSISTORS PRINCIPLES AND PRACTICAL APPLICATIONS**  
Norm Dye & Helge Granberg ..... 235 pages. \$19.95

**RADIO VALVE GUIDE BOOKS 1-5** ..... \$2.95 each

**RCA RECEIVING TUBE MANUAL** (Original Publishers Radio Corporation Of America)  
Re-published by Antique Electronic Supply (Arizona) ..... 384 pages. \$10.50

**RCA TRANSMITTING TUBES**  
(Original Publisher Radio Corporation of America) Re-published by Antique Electronic Supply (Arizona) ..... 318 pages. \$9.95

**SOLID STATE DESIGN FOR THE RADIO AMATEUR (ARRL).**  
Les Hayward W7Z01 & Doug DeMaw W1FB ..... 256 pages. \$10.50

**TRANSISTOR DATA TABLES (BP401).** ..... 178 pages. \$5.95

## PROJECTS

**COIL DESIGN AND CONSTRUCTION MANUAL BP160.** B.B. Bahani ..... 106 pages. \$3.95

**HOW TO DESIGN AND MAKE YOUR OWN PCBs BP121.** R. A. Penfold ..... 66 pages. \$2.50

**MORE ADVANCED POWER SUPPLY PROJECTS BP192.** R. A. Penfold ..... 92 pages. \$2.95

**PROJECTS FOR RADIO AMATEURS AND SWLS BP304.** R. A. Penfold ..... 92 pages. \$3.95

**SHORT WAVE SUPERHET RECEIVER CONSTRUCTION BP276** R.A. Penfold ..... 80 pages. \$2.95

**SIMPLE SHORT WAVE RECEIVER CONSTRUCTION BP275** R. A. Penfold ..... 88 pages. \$3.95

**ORDER NOW ON (01202) 659930**  
OR PLEASE USE THE ORDER FORM ON PAGE 62.



"As you will have noted we've taken the decision to change the 'look' of the PW Book Store. These two pages now list all the books we currently hold in stock, with pages 65 & 66 dedicated to profiling a selection of books for your enjoyment.

If you wish to know more about a book before placing your order don't hesitate to contact me on (01202) 659930 and I'll be glad to help you make your selections. Similarly if you're a Radio Dealer and wish to discuss taking a selection of books to stock in your shop then pick-up the 'phone and call me immediately on (01202) 659930. I'm looking forward to your calls, so get dialling now!"

*Michael*



On these two pages are eight books from the *PW* Book Store, which we've selected to 'profile'. There should be something here to suit all tastes, if not don't worry, this will be a monthly feature.




### **Getting Started In Practical Electronics BP345**

Owen Bishop

*Getting Started in Practical Electronics* is 'billed' as an ideal book for beginners and is just one of the many books in the Babani range. This 198 page book is divided into two parts.

Part A deals with the essentials of electronics construction and covers Components, Ohms Law, Basic circuits, Putting Things Together and Trouble Shooting, while Part B contains 30 electronics projects which includes things like a Transistor Tester, Fire Alarm, Voltmeter Probe and even a Lie Detector! All the projects should be within the capability of the beginner and are sorted into those for the absolute beginner, those easily built after gaining a little experience and those offering more of a challenge.

This book would be useful for anyone embarking on the journey into the electronics world or would perhaps be a use aid for those studying for the Radio Amateurs Examination. Priced at only £4.95, *Getting Started In Practical Electronics* is a cheap and extremely useful book to have on your shelf.




### **The UK Scanning Directory 5th Edition**

First stocks of the new and up-dated edition of the already popular *UK Scanning Directory* are now available. This book now in its 5th edition is said to be the most comprehensive radio book available.

*The UK Scanning Directory* contains over 42,500 nationwide spot frequencies and frequencies covered by the *UK Scanning Directory* are from 25MHz through to 1.8GHz. This book is now bigger than ever before with over 500 pages of frequency listings.

If you're interested in v.h.f./u.h.f. frequencies then the *UK Scanning Directory* deserves a place on your bookshelf and at only £18.50 it's affordable too!




### **Radio Amateurs' Examination Manual (RSGB)**

G. L. Benbow G3HB

Now, in its fifteenth edition this standard and popular aid to studying for the Radio Amateurs' Examination is one book that you just can't afford to be without. Topics covered within its 127 pages include Becoming A Radio Amateur, Basic Radio Theory, Power Supplies, Measurements, Operating Practices & Procedures, Receivers and Transmitters.

It takes the candidate step-by-step through the course. Also included are two sample examination papers together with a section on basic mathematics.

So, if you're studying for the RAE place your order today and at only £8.50 it won't break the bank either!



### **Simple GPS Navigation**

Mik Chinery

Global Positioning Systems (GPS) are certainly not a new idea but it's only recently that people have realised the full potential of using one. This book explains GPS and whilst it's written by a technical marine author it should set you up to wander capably around the world's oceans, deserts and airways.

Contained within its 96 pages are 15 chapters which cover everything from an Introduction through Initial Programming and Waypoint Navigation to Advanced Functions and Applications. So, if you're wanting to understand the technical jargon and find out more about the often baffling world of GPS then make sure you add this book to your list when you place that order.

*Simple GPS Navigation* is available for £9.95.



Profiles





### The ARRL Handbook For Radio Amateurs 1996

If you were to only have one general book in your amateur radio library, *The ARRL 1996 Handbook* is most likely to be the book because it is so comprehensive and readable. Updated every year 'The Handbook' as it's known throughout the world is undoubtedly the most comprehensive text book, manual and compendium available for the hobby. In fact, to really appreciate the book you have to see it to appreciate what it covers in its 1000 plus pages.

The new 1996 offerings include: Power supplies, 144MHz amplifiers (including a 'brick' p.a. stage to boost your hand-held transceiver's output to either 25 or 50W) and a 1.2kW linear! There's also in-depth coverage of PACTOR II, a loop antenna for 28MHz, a copper J-pole antenna for 144MHz and many more projects and ideas.

Build a 'junk box' satellite receiver, multi-band QRP transceiver with plug-in modules and an interesting v.l.f. project. Digital signal processing is available to the home-brewer with an 18-mode project (including DTMF and CTCSS decoding).

Finally, for the first time the *Handbook* comes with a computer disk (IBM-PC) with containing Windows-based parts suppliers list (expanded from the book) with data available in more than 200 categories. The disk also includes applications software: Pi network design, shortened dipole design, solenoidal coil design, SSTV, An aid to find true north, active filter design.

At just £25 for over 1000 pages can you afford to Not to have this book in your library?



### The ARRL Antenna Book


*The ARRL Antenna Book* follows on from the *ARRL Handbook* and also fits into the 'If you're only going to have one book...this is it' category. This amazingly comprehensive manual covers the world of antennas and is literally 'The Antenna Handbook'.

Within its 800 plus pages, antennas and propagation for the amateur radio enthusiast are covered in an exemplary and comprehensive fashion. The chapters dealing with antenna fundamentals and theory are (deservedly so) considered to be the best available in the world.

If you're interested in the growing 'sport' of amateur radio direction finding (DF Hunts) there's an interesting chapter just for you! Filled with interesting projects to back-up the informative theory and principle aspects, *The Antenna Book* also comes with a program disk suitable for IBM compatible PCs.

The disk is loaded with software covering subjects including: A state-of-the-art Yagi analysis program by Brian Beezley K6ST1 and a sophisticated propagation prediction program by W1FM. Also included are transmission line analysis and other utility programs by N6BV.

All in all, *The ARRL Antenna Book* provides a (very readable) 'complete' antenna anthology for anyone who wants to learn more about and enjoy working with antennas and is good value at £21.95.




### The ARRL Antenna Compendium Volume 4

Radio amateurs around the world love experimenting with antennas and *PW* readers prove that time and again with the interest they show in the subject. This is the fourth in the popular series of collected antenna articles and projects covering simple ideas for home-brewing right down to heavyweight technical articles.

Included with Volume 4 is an IBM compatible disk with specialised software covering: antenna radiation pattern programs, a mobile antenna analysis and design program for whips, a v.h.f./u.h.f. propagation analysis over real terrain program and many more. Also included is computerised impedance matching from Peter Dodd G3LDO, the well known antenna specialist and former *PW* 'Antenna Workshop' author.

This comprehensive book is available for £15.50, why not order yours today?



### Your Packet Companion (ARRL)

Steve Ford WB8IMY

There's a tremendous continuing (and growing) interest in amateur radio packet operation. The ARRL's *Your Packet Companion* introduces you to the exciting digital communications mode. Aimed at the beginner the book uses easy-to-understand language and an entertaining style of approach.

Within its 130 odd pages you'll learn how to assemble your own packet radio station, use your computer/terminal to chat with other packet operators, learn how to get the most out of bulletin boards, send and receive packet mail and hunt DX with packet clusters. You'll also be guided through advanced networking systems including ROSE, TexNet and TCP/IP.

There's also a reference section to help you locate equipment, other books and software. It's all aimed at getting you going on packet the painless way and at £5.95 it should be within affordable reach too!



Profiles



# BLAST OFF INTO A NEW ERA

Don't miss the October issue of *Practical Wireless* -

**"...BEAM US UP SCOTTY!"**

## **SPECIAL FEATURE!**

Simon Spanswick introduces you to the world of Satellite Broadcasting.

## **BUILD!**

The PW Rugby Transmitter Part 2.  
Stacked Loop Yagi Antenna.

## **REVIEWED!**

The Chelcom Three-Band Window Antenna.  
The Alinco DR-605 Dual-band Transceiver.

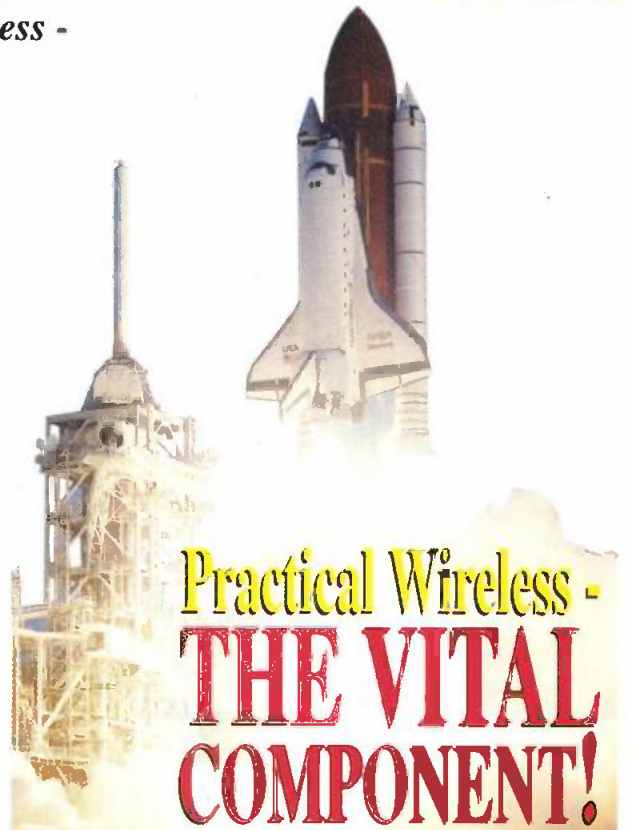
## **ANTENNA WORKSHOP**

Dick Pascoe joins the 'Antenna Team'.

**+ ALL THAT'S POSITIVE  
IN YOUR HOBBY!**

Not forgetting our popular regular features 'VHF Report', 'Antenna Workshop', 'HF Far & Wide' together with your own personal favourites!

\*contents subject to change.



**OCTOBER ISSUE ON SALE 12 SEPTEMBER 1996 - DON'T MISS IT!**

**short wave magazine**

## BROADCASTING TO THE WORLD

### THIS MONTH - BROADCAST SPECIAL

- A Familiar Voice from Africa *Philip Gebhardt*
- Listening through Anatolia *M. Osborn*
- Tuning Accurately *Don Phillips*
- The Baby Eddystone *Ben Nock G4BXD*
- West Pacific Airband Scene - 2 *Bob Ball*
- Icom UK - The Early Days *John Wilson G3PCY*
- Centre Pull-out Broadcast Station Guide *Peter Shore*

Plus Regular Columns each month covering -Utility and Data Modes, Listening, WXSATs, Scanning, Broadcast News and Logs and much more...

**COMING NEXT ISSUE - ON SALE AUG 22\* - UTILITIES SPECIAL**

**On Sale Now!**  
\* Contents subject to change.



# YOUR LOCAL DEALERS

**DERBYSHIRE**  
**Low**  
**Electronics**  
 THE HAM RADIO SUPERSTORE  
 Kenwood, Yaesu, Icom etc. always in stock.  
 Chesterfield Rd., Matlock, Derbys DE4 5LE  
 Tel: 01629 580800 Fax: 01629 580020  
 E-mail: info@lowe.co.uk orders@lowe.co.uk

**SURREY**  
 Chris Rees  
**G3TUX**  
 The QRP Component Company  
 PO Box 88 Haslemere Surrey GU27 2RF  
 Tel: (01428) 641771  
 Fax: (01428) 661794  
*Stockists of:*  
 ✓ Howes Kits ✓ Jones Keys  
 ✓ Vargarda Aerials  
 ✓ Bits n' pieces! © Lists

**MID GLAMORGAN**  
**SANDPIPER COMMUNICATIONS**  
 Unit 5, Enterprise House, Cwmbach Industrial Estate, Aberdare, Mid Glamorgan CF44 0AE  
 Tel: (01685) 870425  
 Fax: (01685) 876104  
 A full range of transmitting & receiving antennas available for the amateur commercial market.

**LONDON**  
**MARTIN LYNCH**  
 G4HRS  
 For all your amateur radio needs  
 140-142 Northfield Avenue Ealing London W13 9SB  
 Tel: **0181-566 1120**  
 Fax: **0181-566 1207**

**DORSET**  
**BOOKS BOOKS BOOKS**  
**PW PUBLISHING BOOK SERVICE**  
 Tel: 01202 659930  
 Fax: 01202 659950

**SCOTLAND**  
**JAYCEE ELECTRONICS LTD**  
 20 Woodside Way, Glenrothes, Fife KY7 5DF  
 Tel: (01592) 756962 (Day or Night)  
 Fax No. (01592) 610451  
 Open: Tues-Fri 9-5; Sat 9-4  
 KENWOOD, YAESU & ICOM APPROVED DEALERS  
*A good stock of new and secondhand equipment always in stock*

**KENT**  
**KANGA PRODUCTS**  
*For QRP kits*  
 A variety of kits for RECEIVERS, TRANSMITTERS & TEST GEAR.  
*Send an A5 SAE for a free copy of our catalogue*  
 Seaview House, Crete Road East Folkestone, CT18 7EG  
 Tel/Fax: (01303) 891106 0900 - 1900 Only

**SCOTLAND**  
**TENNAMAST**  
 SCOTLAND  
 Masts from 25ft - 40ft  
 Adapt-A-Mast  
**(01505) 503824**  
 81 Mains Road, Keith, Ayrshire, KA15 2HT

**DERBYSHIRE**  
**WORLD RADIO CENTRE**  
 Shortwave, VHF & UHF receivers from AOR, YUPITERU, DRAKE, ICOM, LOWE...  
**ADAM BEDE HIGH TECH CENTRE**  
 DERBY ROAD  
 WIRKSWORTH  
 DERBYSHIRE DE4 4BG  
 TEL: (01629) 825926  
 (MONDAY - FRIDAY 9.30AM - 5.00PM)

**DORSET**  
**THE SHORTWAVE SHOP**  
 Novice/C.B./Amateur/SWL Equipment.  
*Full range secondhand equipment always available.*  
 18 Fairmile Road, Christchurch, Dorset BH23 2LJ  
 Tel/Fax: 01202 490099

**AVON/SOMERSET**  
**QSL COMMUNICATIONS**  
 We stock all makes of equipment for the Amateur and Listener.  
 Part Exchange Welcome  
 Unit 6 Worle Industrial Centre, Coker Road, Worle, Weston-Super-Mare BS22 0BX  
 Tel/Fax: (01934) 512757

**SOUTHAMPTON**  
**SMC Ltd**  
 Main Dealer for: Yaesu, Kenwood, Icom AOR & Cushcraft  
 SM House, School Close, Chandlers Ford Industrial Estate, Eastleigh, Hampshire SO5 3BY  
 Tel: (01703) 255111  
 Fax: (01703) 263507

**DEVON**  
**Reg. Ward & Co. Ltd.**  
 The South-West's largest amateur radio stockist. Approved dealer for Kenwood, Yaesu and Icom  
 1 Western Parade, West Street, Axminster, Devon, EX13 5NY  
 Tel: (01297) 34918  
 (Closed 1.00-2.00 and all day Monday)

**LONDON**  
**HAYDON COMMUNICATIONS**  
*For all your amateur radio equipment.*  
 NEW, SECONDHAND, EX-DEMO  
 132 High St., Edgware, Middx HA8 7EL  
 Tel: 0181-951 5781/2  
 Fax: 0181-951 5782  
 Open Mon-Fri 10-6, Sat 10-5  
 Outside office hours 0589 318777

**NORTHWEST**  
**ARC Ltd.**  
*Everything for the radio amateur under one roof!*  
 38 Bridge Street, Earlestown, Newton-le-Willows, Merseyside WA12 9BA  
**Tel: 01925 229881**  
**Fax: 01925 229882**

**ESSEX**  
**Coastal Communications**  
*Meeting your demands*  
 FOR ALL YOUR AMATEUR RADIO NEEDS.  
 19 Cambridge Road Clacton-on-Sea, Essex CO15 3QJ  
 Tel: 01255 474292. Fax: 01255 476524  
 Mon-Sat 9am-5pm; Wed 9am-2pm.

## Index to Advertisers

A H Supplies .....	52	J Birkett .....	52	RAS Notts.....	61
Aerial Techniques .....	52	Lake Electronics .....	52	RSGB.....	42
BARTG.....	52	Langrex Supplies .....	57	SMC .....	2/3
Castle Electronics .....	30	Linear Amp UK .....	57	Spectrum Communications ..	52
Colomor Electronics .....	43	Maplin Electronics .....	cover iv	SRP Trading .....	4
Cricklewood Electronics .....	43	Martin Lynch & Son .....	34/35	Tennamast.....	52
Fairhaven Electronics .....	61	<i>Monitoring Times</i> .....	30	The Vintage Audio Co. ....	43
Haydon Communications...6/7		MuTek.....	52	Waters & Stanton .....	5, 27
Holdings Amateur Radio.....	61	PCB Service .....	57	Yaesu UK Ltd.....	cover ii
Howes, C M .....	4	Photo Acoustics.....	8		
Icom (UK) Ltd .....	cover iii	<i>PW Services</i> .....	43		



ICOM

# IC-R8500

the super *wide*-band receiver with street-credibility



If you want to hear everything that's going down on the streets, then the R8500 is for you. Covering 100kHz~2GHz in all modes the R8500 gives you the chance to be a REAL nosey-parker! The R8500 includes IF shift, APF, direct RS-232C computer compatibility and will appeal to professionals and serious listeners who demand top performance - but not top prices.

**ICOM... manufacturers of top performing base-stations, mobiles, handheld transceivers and receivers.**

Icom (UK) Ltd. Sea Street Herne Bay Kent CT6 8LD.

General Operator: 01227 743000. Sales & Service: 01227 741741. Fax: 01227 741742.

INTERNET: <http://www.icomuk.co.uk/>

E-MAIL: [icomsales@icomuk.co.uk](mailto:icomsales@icomuk.co.uk)




**Count on us!**



# serious fun



The new Maplin MPS catalogue is *the* essential electronic buyers' guide. Featuring everything from cables, tools and test equipment to capacitors, switches and optoelectronic components. And now combining the entire Maplin and MPS product range under one cover, with volume price breaks, for the first time ever. With over 2,000 *new* products to choose from you won't want to miss our new catalogue. Reserve your copy now.



Who said science had to be dull? Not us! The new combined Maplin MPS catalogue is bursting with exciting ideas - from a huge range of electronics kits, cycle computers and navigation systems, to personal hi-fi, disco gear and home video editors. All at our best prices and with discounts for larger orders. Give your spare time a boost - reserve your copy of the new Maplin MPS catalogue now.

The new **Maplin MPS** catalogue is out September 1996, *reserve your copy now*

only **£3.45** (free post & packing when you reserve your copy by 31 August)

Phone **01702 554 161**  
or visit your local Maplin store.

Also available from September at WH Smith and John Menzies.

# MAPLIN

**MAPLIN ELECTRONICS plc**,  
PO Box 3, Rayleigh, Essex SS6 8LR

**MAPLIN - 35 locations throughout the UK**

Barnsley (Wombwell), Belfast, Birmingham, Bradford, Brighton, Bristol, Cardiff, Chatham, Coventry, Dudley, Edinburgh, Glasgow, Leeds, Leicester, Liverpool, London (Edgware), London (Forest Hill), London (Hammersmith), London (Ilford), Manchester (Cheetham Hill), Manchester (Oxford Road), Middlesborough, Milton Keynes, Newcastle-Upon-Tyne, Northampton, Nottingham, Portsmouth, Preston, Reading, Sheffield, Slough, Southampton, Southend, Stockport, Stoke-on-Trent

**MAPLIN MONDO SUPERSTORE** now open at 3 Regent Street, **LEEDS**. Look out for new stores opening in your area soon!