

practical **Wireless**

REVIEWED QUICKROUTE


Circuit / PCB Design
Package

Build

- The Sprat 3.5MHz Transceiver by G3RJV
- The PW Codec card by G4PSL
- A 1.8MHz Antenna by G4BXD

Features

- Key Tips by G3XJS
- Morse Methods by G0SKR
- Practice Makes Perfect by G4SSH



MFJ-9406

Budget-Beating
50MHz Transceiver
REVIEWED

WIN

An IC-706

DONATED BY MARTIN LYNEH



FREE
READER'S
ADS

Ultra Compact Dual Band Handheld **FT-50R**

One tough little dual bander!

Features

- Frequency Coverage
 - Wide Band Receive
 - RX: 76-200 MHz, 300-540 MHz, 590-999 MHz*
 - TX: 144-146 MHz, 430-450 MHz
- AM Aircraft Receive
- MIL-STD 810 Rating
- Digital Coded Squelch (DCS)
- 112 Memory Channels
- 12V DC Direct Input
- High Speed Scanning
- Alphanumeric Display
- CTCSS Encode (Decode w/FTT-12)
- Auto Range Transpond System™ (ARTS™)
- Dual Watch
- Direct FM
- High Audio Output
- ADMS-1C Windows™ Programmable
- Four Battery Savers:
 - Automatic Power-Off (APO)
 - Receive Battery Saver (RBS)
 - Selectable Power Output (SPO)
 - Transmit Battery Saver (TBS)
- Time Out Timer (TOT)
- 2.5 and 5 Watt Versions Available
- Optional Digital Voice Recording System (DVRS)
- Full line of accessories



"You notice how loud this HT's audio is?"

"Yeah, it's Mil Spec tough like a commercial HT."



"Easy to operate, small, great price!"

"Yaesu did it again!"

For the foremost in top-performing, durable, dual band handhelds there is one choice. The FT-50R. Manufactured to rigid commercial grade standards, the FT-50R is the only amateur dual band HT to achieve a MIL-STD 810 rating. Water-resistant construction uses weather-proof gaskets to seal major internal components against the corrosive action of dust and moisture. And, the rugged FT-50R withstands shock and vibration, so throw it in with your gear!

Dynamic and exclusive features set the FT-50R apart, too. Wide Band Receive includes 76-200 MHz (VHF), 300-540 (UHF), and 590-999 MHz*. Dual Watch checks sub-band activity while receiving on another frequency, then when a signal is detected, shifts operation to that frequency. Digital

Battery Voltage displays current operating battery voltage. Digital Coded Squelch (DCS) silently monitors busy channels. Auto Range Transpond System™ (ARTS™) uses DCS to allow two radios to track one another. And, the FT-50R is ADMS-1C Windows™ PC programming compatible, too. To round out the FT-50R, it has four battery savers, and super loud audio—remarkable in an HT this size.

A reliable companion where ever you go, the FT-50R is one tough little dual bander with all the features you want!

YAESU
...leading the way.™

For the latest Yaesu news, hottest products, visit us on the Internet! <http://www.yaesu.com>



FT-10/40R
Ultra Compact Handhelds
VHF or UHF. Similar to FT-50R including MIL-STD 810, and other exclusive features.

practical Wireless

JULY 1996
(ON SALE JUNE 13)
VOL. 72 NO 7 ISSUE 1072
NEXT ISSUE (AUGUST)
ON SALE JULY 11

EDITORIAL & ADVERTISEMENT OFFICES

Practical Wireless
Arrowsmith Court
Station Approach
Broadstone
Dorset BH18 8PW
☎ (01202) 659910
(Out-of-hours service by answering machine)
FAX (01202) 659950

PW's Internet address is:
@pwpub.demon.co.uk You can send
mail to anyone at PW, just insert their
name at the beginning of the address,
e.g. rob@pwpub.demon.co.uk

Editor

Rob Mannion G3XFD
Technical Projects Sub-Editor
NG ("Tex") Swann G1TEX
Production/News
Donna Vincent G7TZB
Editorial Assistant
Zoë Shortland
Art Editor Steve Hunt
Page Layouts Jon Talbot & Marcus Hall

Advertisement Manager

Roger Hall G4TNT
PO Box 948
London SW6 2DS
☎ 0171-731 6222
Mobile (0585) 851385
FAX 0171-384 1031

Advert Sales and Production (Broadstone Office)

Lynn Smith (Sales),
Carol Trevanion (Production)
Paul Orchard (Administration)
☎ (01202) 659920 - 9.30am - 5.30pm
FAX (01202) 659950

CREDIT CARD ORDERS

☎ (01202) 659930
(Out-of-hours service by answering machine)

Front Cover Photograph: 'TEX' Swann G1TEX

Copyright © PW PUBLISHING LTD. 1996. Copyright in all drawings,
photographs and articles published in Practical Wireless is fully protected
and reproduction in whole or part is expressly forbidden. All reasonable
precautions are taken by Practical Wireless to ensure that the advice and
data given to our readers are reliable. We cannot however guarantee it and
we cannot accept legal responsibility for it. Prices are those current as we
go to press.
Published on the second Thursday of each month by PW Publishing Ltd.,
Arrowsmith Court, Station Approach, Broadstone, Dorset BH18 8PW, Tel:
(01202) 659910. Printed in England by Southampton (Web Offset) Ltd.
Distributed by Seymour, Wandsworth, London, W8 7LN, Tel: 0181 679 1593, Fax: 0181 679 8507, Telex: 8312945. Sales Agents:
for Australia and New Zealand - Gordon and Gotch (Pty) Ltd, South Africa
Central News Agency, Botswana, Lesotho and Swaziland - C. G. P. (Pty) Ltd, Singapore
(by ASM) E77, payable to PRACTICAL WIRELESS, Subscription Department,
PW Publishing Ltd, Arrowsmith Court, Station Approach, Broadstone, Dorset
BH18 8PW, Tel: (01202) 659930. PRACTICAL WIRELESS is sold subject to the
following conditions, namely that it shall not, without written consent of the
publishers or having been given, be lent, re-sold, hired out or otherwise
disposed of by any of trade at more than the recommended selling price
shown on the covers, and that should the fact be fact, hired out or
otherwise disposed of in a mutilated condition or in any unauthorised cover
by way of Trade, or offered to or as part of any public sale or advertising,
intention or purpose whatsoever. Practical Wireless is Published
monthly for \$45 per year by PW Publishing Ltd, Arrowsmith
Court, Station Approach, Broadstone, Dorset BH18 8PW,
Retail New Zealand, Via Publications International, 37
Burlingame Court, Hackensack, NJ 07601, UK. Second Class
Postage paid at South Hackensack, NJ. Send USA address
changes to Royal Mail International, 200 National
International, 2275 First Boulevard, Elk Grove Village, IL
60017-9007. The USPS (United States Postal Service) number
for Practical Wireless is 007076.




- 9 EDITOR'S KEYLINES**
Topical news and views from G3XFD.
- 10 RECEIVING YOU**
Readers' letters.
- 12 NEWS 1996**
A look at what's new in Amateur radio.
- 16 NOVICE NATTER**
Eialne Richards G4LFM shares some of the 'natterings' she's received this month.
- 18 CLUB SPOTLIGHT**
Is your club under the PW 'spotlight' this month?
- 20 PRACTICAL WIRELESS SUBSCRIPTIONS**
Free gifts for all new subscribers this month.
- 20 RADIO DIARY**
Radio rally dates.
- 21 THE IC-706 'TOP-TO-TWO' COMPETITION PART 3**
Win! An Icom IC-706 transceiver donated by Martin Lynch.
- 22 THE MFJ-9406 50MHz TRANSCEIVER - REVIEW**
David Butler G4ASR puts the new MFJ 50MHz 'budget priced' s.s.b. transceiver through its paces.
- 26 MORSE SPECIAL**
 - 26 MORSE METHODS**
John Goodall G0SKR shares some of the methods he used to pass the Morse test.
 - 30 KEY TIPS**
Experienced operator Peter Barville G3XJS passes on his 'key' tips for successful c.w. QSOs.
 - 32 THE PW CODECARD**
Terry Grice G4PSL says it's on the cards - Morse skill is easy if you build his Codecard.
 - 33 PRACTICE MAKES PERFECT**
Roy Clayton G4SSH has the 'official' word on Morse procedures.
 - 37 LOOPING OVER THE LAWN**
Ben Nock G4BXD describes his design for a simple loop for the 1.8MHz band.
 - 40 THE FIRST 100 CW QSOs**
Dr. Richard Lau G0TBX recalls the problems of being a newly-licensed c.w. operator.
- 42 METERS MADE - TAIWANESE STYLE**
Mike Haydon G1KVO's trip to Taiwan was a real eye opener, read how he discovered a factory that still believes in hand craftsmanship.
- 44 QUICKROUTE 3.5 - REVIEW**
Tex Swann G1TEX takes a look at a schematic and p.c.b. design program.



- 46 VALVE & VINTAGE**
This month Charles Miller is looking after the PW vintage 'wireless shop' where he continues the fascinating story of the early days of radio.
- 48 SCENE USA**
Ed Taylor WT3U finds out about the man who invented and gave his name to the Morse code.
- 50 HF FAR & WIDE**
Leighton Smart GW0LBI reports on h.f. band activities.
- 52 VHF REPORT**
David Butler G4ASR investigates the possibility of making North American contacts on 144MHz.
- 55 BITS & BYTES**
Mike Richards G4WNC rounds-up the latest 'computing in radio' news.
- 56 BROADCAST ROUND-UP**
Peter Shore tunes around the broadcast bands to give you some holiday listening.
- 57 PACKET PANORAMA**
Roger Cooke G3LDI has software news and tips for newcomers.
- 58 BARGAIN BASEMENT**
Readers' Free Ads.
- 63 BOOK SERVICE**
Looking for a book? - Take a browse through our selection.

68 ADVERTISERS' INDEX



SOUTH MIDLANDS COMMUNICATIONS

The
Yaesu
Flagship

THIS MONTH'S SPECIAL YAESU FT-1000

From
£1999*



save
£1800
from list
price

**FT-1000 D
upgrade kit
£299 (consists
of optional
filters BPF1 &
TCX01)**

*Ex-demo model. Others available. Ring for further details



PS120MIIA PSU 3-15V 9/12A	£69.00	D
PS140MIIA PSU 13.8V 12/14A	£72.00	D



PS304IIA PSU 1-15V 24/30A	£129.00	D
RS40XII PSU 1-15V 32/40A	£169.00	D
CN101L 1.8-150MHZ 15/150/1500W	£59.50	B
CN103LN 150-525MHZ 20/200W 'N'	£68.00	B
CS201 2 Way Switch SO239 1KW	£17.50	B
CS201GII 2 Way Switch 'N' 1KW PEP	£23.50	B
LA2080H 2M L/AMP 1.5-5W IN 30-80W OUT	£136.00	B



DLA80H 2M/70CM Dual Band Amp 0.5-25W IN 80-60W Out Pre Amps	£345.00	C
DX10N 2m/70cm Duplexer UHF/N	£22.50	B
CP10Y6 Cigar plug lead for FT530, etc.	£6.50	A



Cushcraft Antennas are one of the best range currently available. They offer superb performance, innovative design, excellent build quality and outstanding value for money.

HF Antennas

R5 10/12/15/17/20 vertical	£295.00
R7 10 thru to 40m vertical	£389.00
R7000 10 thru to 40m vertical	£389.00
AV-3 14-21-28MHz vertical 4.3m long	£99.00
AV-5 3-5-7-14-21-28MHz vertical 7.4m long	£169.00
AP8A 8 Band Vertical	£229.00
APR18A Radial Kit	£54.00
40-2CD 2-ele 40m Yagi	£499.00
A3S 14-21-28MHz Yagi	£389.00
A3WS 12/17m 3-ele Yagi	£299.00
A103 30m Extension A3WS	£119.00
204CD 4 ele 20m Yagi	£499.00
154CD 4 ele 15m Yagi	£289.00
D4 Dipole 10/15/20/40m	£259.00
D3W Dipole 12/17/30m	£199.00
A4S 3-4 ele Yagi 10/15/20m	£449.00

VHF Antennas

AR-270 2/70 Dual Band Vertical 1.13m long	£69.00
AR-270b 2/70 Dual Band Vertical 2.3m long	£95.00
AR2 2m Vertical 1.2m long	£39.00
AR6 6m Vertical 3.1m long	£59.00
A148-10S 2m 10-ele Yagi 13.2 dBd	£72.00
A144-20T 2m 10-ele Cross Yagi 12.2 dBd	£105.00
13B2 13-ele 2m Yagi	£119.00
17B2 17-ele 2m Yagi	£199.00
A50-3S 3-ele 6m Yagi	£89.00
A50-5S 5-ele 6m Yagi	£149.00
A50-6S 6-ele 6m Yagi	£249.95
424B 24-ele 70cms Yagi	£119.00
22XB 2m 22-ele Yagi c/w polarization switching	£229.00
738XB 70cms 38-ele Yagi c/w polarization switching	£219.00

ANTENNA ROTATORS

AR303 Light duty	£49.95	D
G-450XL New medium duty model	£269.00	D
G-650XL New H/D version of G-450XL	£369.00	D



G-800SDX 450° deluxe model	£429.00	D
G-1000SDX H/D version of G-800SDX	£499.00	D
G-2700SDX H/D rotator 450°	£959.00	D
G-500A Elevation rotator	£289.00	D
G-5400B AZ/EL rotator	£529.00	D
G-5600B AZ/EL rotator H/D	£629.00	D
RCS-1 Medium duty create	£329.00	D
RCS-3 Medium duty + preset	£439.00	D
RC5A-3 H/D v/speed + preset	£659.00	D
RC5B-3 V H/D v/speed + preset	£989.00	D
GC038b Lowes clamp G-400, 800, 1000	£25.00	B
GC038G Lowes clamp G-600	£25.00	B
MC½ Lowes clamp create	£49.95	C
GS-050 Rotary bearing up to 1½ mast	£29.00	B
GS-065 Rotary bearing 2" mast	£45.00	B
CK46 Create rotary bearing 2" mast	£57.00	B
CD-45 Telex meter controller	£315	D
HAM IV Medium duty meter controller	£449	D
HAM V HAM IV with digital controller	£749	D
T2X H/D with meter controller	£525	D
T2XD T2X with digital controller	£795	D

AUGUST 17th SMC OPEN DAY

See News section of this
magazine for further information

Carr A = £2.75 B = £5.50 C = £9.50 (mobiles) D = £13.50 (base stations) E = £16.50

SECONDHAND STOCK

W/H	Model	Make	Price inc. Vat
HF TRANSCEIVERS/AMPLIFIERS			
PX	FT1000	Yaesu	£2399.00
PX	FTONE	Yaesu	£695.00
PX	FC700	Yaesu	£169.00
PX	FV901DM	Yaesu	£119.00
PX	TS440S (x2)	Kenwood	from £729.00
PX	TS830S	Kenwood	£549.00
PX	VFO120	Kenwood	£99.00
PX	JR-599	Trio	
PX	T-599S	Trio	£199.00
PX	MC-50	Trio	
PX	HT180	Tokyo	£289.00
PX	IC775DSP	Icom	£2899.00
PX	IC725	Icom	£599.00
PX	IC726	Icom	£899.00
PX	IC736	Icom	£1599.00
PX	IC737	Icom	£1195.00
PX	IC729	Icom	£1060.00

PHONE FOR
BEST DEALS

01703 251549



LX	FC757AT	Yaesu	£195.00
LX	FTONE	Yaesu	£675.00
LX	FT707	Yaesu	£275.00
LX	FT990	Yaesu	£1500.00
LX	FT990	Yaesu	£1525.00
LX	FT890AT	Yaesu	£1250.00
LX	IC738	Icom	£1100.00
LX	TS940S	Kenwood	£1250.50
LX	TS520SE	Kenwood	£335.00
RX	JST100	JRC	£595.00
RX	NVA515	JRC	£20.00
RX	NB30	JRC	£39.00
RX	FT101Z	Yaesu	£475.00
RX	FT107M	Yaesu	£475.00
RX	FV707DM	Yaesu	£99.00
RX	FT902DM	Yaesu	£450.00
RX	FT7	Yaesu	£225.00
RX	FT7B	Yaesu	£195.00
RX	FT74GX	Yaesu	£475.00
RX	FT767GX	Yaesu	£1,650.00
RX	FT757GX	Yaesu	£525.00
RX	FC757AT	Yaesu	£250.00
RX	FT980	Yaesu	£625.00
RX	AT500	Icom	£395.00
RX	2KW	Icom	£1595.00
RX	IC735	Icom	£595.00
RX	PS55	Icom	£140.00
RX	IC751A	Icom	£895.00
RX	IC765	Icom	£1850.00
RX	IC100	Icom	£195.00
RX	TS50S	Kenwood	£525.00
RX	TS430S	Kenwood	£750.00
RX	TS440S	Kenwood	£750.00
RX	TS440SAT	Kenwood	£750.00
RX	TS450SAT	Kenwood	£775.00
RX	TS830M	Kenwood	£390.00
RX	TS830S	Kenwood	£450.00
RX	TS930	Kenwood	£895.00
RX	TS450S	Kenwood	£875.00
RX	VFO230	Kenwood	£135.00

VHF/UHF TRANSCEIVERS			
PX	FT736R	Yaesu	£1195.00
PX	SMC545LIN/B	Yaesu	£79.00
PX	SMC1045L2/B	Yaesu	£89.00
PX	FT290R11 (x2)	Yaesu	£375.00

PX	FT690R11	Yaesu	£375.00
PX	FTC-1625	Yaesu	£89.00
PX	FL2025	Yaesu	£119.00
PX	FT727R	Yaesu	£225.00
PX	Mariner-99	Yaesu	£189.00
PX	IC900E	Icom	£475.00
PX	IC2SRE	Icom	£295.00
PX	TH28E	Kenwood	£199.00
PX	TH79E	Kenwood	£339.00
PX	DR130	Alinco	£259.00
PX	C58	Standard	£149.00
PX	C188	Standard	£169.00
PX	C500	Standard	£245.00
PX	ICU101	Icom	£139.00
LX	FT290R11	Yaesu	£400.00
LX	FT290R	Yaesu	£250.00
LX	FT727R	Yaesu	£259.00
LX	TH21E	Kenwood	£100.00
LX	TH47E	Kenwood	£195.00
LX	TR8400	Trio	£175.00
LX	ICW2E	Icom	£275.00
LX	IC2SET	Icom	£176.00
RX	Micro7	Tokyo	£45.00
RX	DJ160	Alinco	£155.00
RX	DJ560	Alinco	£335.00
RX	AMR1000		£175.00
RX	FT221	Yaesu	£300.00
RX	FT726	Yaesu	£1295.00
RX	FT76	Yaesu	£155.00
RX	FT270R	Yaesu	£165.00
RX	FT2700R	Yaesu	£255.00
RX	FT8500R	Yaesu	£575.00
RX	FT470R	Yaesu	£240.00
RX	FT480R	Yaesu	£230.00
RX	FT780R	Yaesu	£245.00
RX	FT290R1 (x2)	Yaesu	from £225.00
RX	FT290R11	Yaesu	£395.00
RX	FT690R11	Yaesu	£425.00
RX	FT690R	Yaesu	£350.00
RX	FT203R	Yaesu	£75.00
RX	FT727R	Yaesu	£225.00
RX	IC271E	Icom	£425.00
RX	IC28RE	Icom	£225.00
RX	IC290E	Icom	£245.00

Would you buy a
radio from this man?
No! Then buy with
confidence from

SMC



LX	ICW2E	Icom	£230.00
RX	IC215	Icom	£75.00
RX	IC32A	Icom	£335.00
RX	TR9130	Kenwood	£295.00
RX	TH733E	Kenwood	£525.00
RX	TH751E	Kenwood	£395.00
RX	TH75E	Kenwood	£250.00
RX	TH77E	Kenwood	£250.00
RX	TH22E	Kenwood	£180.00
RX	TH215E	Kenwood	£135.00
RX	TH21E	Kenwood	£95.00

RECEIVERS			
PX	AR2800	AOR	£359.00
PX	AR3000	AOR	£599.00
PX	AR1500	AOR	£225.00
PX	HF225	Low	£425.00
PX	FRG7700M	Yaesu	£275.00
PX	FRG9600	Yaesu	£389.00
PX	ICF-SW7600	Sony	£139.00
PX	AIR7	Sony	£169.00
PX	M568	Comtel	£50.00
PX	Satellit 500	Grundig	£219.00
PX	PRO2006	Realistic	£249.00
PX	R532		£99.00
LX	R2000	Kenwood	£375.00
LX	ICR-72	Icom	£675.00
LX	AR3030	AOR	£485.00
LX	AR1000	AOR	£95.00
LX	AR2000	AOR	£200.00
LX	AR1500E	AOR	£225.00
LX	ICF-7600	Sony	£125.00
LX	ICW-100E	Sony	£135.00
LX	HF225	Low	£385.00
LX	FRG7	Yaesu	£165.00
RX	AR1000 (x2)	AOR	From £150.00
RX	AR1500	AOR	£165.00
RX	AR2000	AOR	£160.00
RX	PRO34	Realistic	£120.00
RX	PRO-80	Sony	£145.00
RX	MR4099	Matsui	£60.00
RX	DJX1	Alinco	£199.00
RX	HF225 Europa	Low	£395.00
RX	HF225	Low	£425.00
RX	NRD535	JRC	£825.00
RX	NRD525	JRC	£725.00
RX	SX400	J.L.L.	£135.00
RX	9R59DS	Trio	£45.00
RX	FRG8800	Yaesu	£395.00
RX	FRG7	Yaesu	£130.00
RX	FRG9600	Yaesu	£279.00

DATA/COMPUTER			
PX	MM4001+KB M/M		£169.00
PX	RM1	ICS	£29.00
PX	PK232/BBC	ICS	£10.00
PX	MeteorSAT	M/M	£495.00
LX	Tiny-2	Paccomm	£50.00
RX	MK	Datong	£55.00
RX	DSP-2232	AEA	£695.00
RX	MBA-RC	AEA	£210.00
RX	AMT-2	ICS	£69.00
RX	KPC3	Kantronics	£130.00

PX = Southampton HQ. Tel: 01703 251549
RX = Reg Ward. Tel: 01297 34918
LX = Leeds. Tel: 0113-235 0606



**Siskin
NOW AT
SMC**



This month's SPECIAL BARGAIN BUY
ICOM IC-775DSP HF Transceiver
Recommended retail price £3699.00

ONLY TWO MONTHS USE!
PRISTINE, AS NEW.
ONLY **£2899.00**



All discounts are based on recommended retail prices.

CARRIAGE: BASE ANTENNAS £9.50 MOBILE ANTENNAS £5.50 STATION ACCESSORIES £5.50

Showroom/Mail Order 9.30-5pm, 9-1pm Sat Tel: (01703) 251549 Service Dept 9-5 Mon-Fri Tel: (01703) 254247

SMC Ltd HQ Southampton: S M House, School Close Chandlers Ford Ind Estate, Eastleigh, Hants SO5 3BY. Tel: (01703) 255111 Fax: (01703) 263507

ARE Communications: 6 Royal Parade Hanger Lane, Ealing, London W5A 1ET. Tel. 0181-997 4476 9.30am - 5.30pm Monday-Friday 9.30am - 1.00pm Saturday

Reg Ward & Co: 1 Western Parade, West Street, Axminster, Devon EX13 5NY. Tel. (01297) 34918 9.00am - 5.15pm Tues-Sat

SMC (Northern): Nowell Lane Ind. Estate, Nowell Lane Leeds. Tel. (0113) 235 0606 9.30am - 5.00pm Monday-Friday 9.00am - 1.00pm Saturday



KENWOOD

TS-870S	list £2399our price	£1969
TS-50S	list £1059our price	£889
TS-790E	list £1969our price	£1699
TM-255E	list £949our price	£799
TM-455E	list £1059our price	£925
TM-733E	list £729our price	£629
TM-251E	list £419our price	£359
TM-451E	list £459our price	£389
TH-79E	list £479our price	£409
TH-22E	list £254our price	£219
TH-42E	list £289our price	£249

YAESU

FT-1000	list £3799our price	£2999
FT-1000MP/AC	list £2849our price	£2279
FT-990/DC	list £1999our price	£1599
FT-990/AC	list £2199our price	£1799
FT-900AT	list £1649our price	£1149
FT-840	list £959our price	£779
FT-736R	list £1999our price	£1399
FT-290R2	list £599our price	£489
FT-690R2	list £649our price	£539
FT-3000M	list £479our price	£399
FT-51R	list £539our price	£399

ICOM

IC-775DSP	list £3699our price	£3099
IC-736	list £1969our price	£1599
IC-738	list £1649our price	£1439
IC-706	list £1195our price	£999
IC-820H	list £1795our price	£1499
IC-275H	list £1495our price	£1395
IC-2710H	list £675our price	£599
IC-17E	list £329our price	£299
IC-21E	list £529our price	£459
IC-2GXE	list £255our price	£225
IC-2GXET	list £279our price	£229
IC-T22E	list £259our price	£229
IC-T42E	list £269our price	£269
IC-W31E	list £469our price	£419

5 YEAR WARRANTY AVAILABLE

EXAMPLE

YAESU FT-1000 with 1 year manufacturers warranty:-
4 years extra warranty =

£169.80

PACKAGE DEAL

SPECIAL OFFER

Purchase the superb IC-706 along with our superb SG-230 "Smartuner" automatic antenna tuner at the very special price of

£1325.00

Carr £10.00

SAVE £269.00



5 YEAR WARRANTY IS AVAILABLE ON ALL LISTED PRODUCTS

SG-230 Smartuner®

Antenna Coupler SSB, AM, CW & DATA

£399.00

You can't buy a smarter tuner than this. An automatic antenna coupler so intelligent it precisely tunes any length antenna - 8 to 80ft - in the HF band.

The Smartuner® automatically evaluates and switches 64 input and 32 output capacitance combinations, plus 256 inductance combinations in a "pi" network. The amazing result is over a half-million different ways to ensure a perfect match for your transceiver. And the most intelligent feature of all is that the Smartuner® remembers the chosen frequency and tuning values, and will automatically reselect those values - in less than 10ms, each time you transmit on that frequency.

The SG-230 Smartuner®.

Buy Smart.



SMARTUNER INSIDE

SWR METERS

NISSEI RS-402

125-525MHz (200W)

FWD/REV/AVE/PEP

PWR + full SWR

indicator and meter illumination.

RRP £69.95 P&P £4



NISSEI RS-102

1.8-150MHz (200W)

FWD/REV/AVE/PEP

PWR + full SWR indicator and meter illumination.

RRP £69.95 P&P £4



MICROPHONES

MS-107 'K' miniature hand microphone.

Fits Kenwood, Yaesu, Icom and Alinco.

RRP £16.99 P&P £1



SECONDHAND

Kenwood TS-50S HF transceiver (ex cond)£775.00
Trio TS-520S amateur band HF transceiver£345.00
Icom IC-738 HF transceiver£1200.00
Icom IC-2KL linear C/W matching PSU & 500W auto ATU£1100.00
Yaesu FT-736R C/W 2M/70cms & 6M (ex cond)£995.00
Yaesu FT-1 HF transceiver£690.00
Tokyo HT-120 20M SSB/CW transceiver£149.00
RN 6M 25W Transverter£149.00
Icom IC-290E 10W 2M multimode£289.00
Alinco DR-112 2M FM mobile 25W£120.00

AUTHORISED AGENTS FOR KENWOOD, ICOM, YAESU & ALINCO. FULL SERVICE FACILITIES AVAILABLE

SPEND UP TO £1,200 INSTANTLY WITH A PHOTO ACOUSTICS LTD. CREDIT CHARGE CARD

PART EXCHANGE WELCOME, ASK FOR KERRY G6IZF or JANE.

RETAIL SHOWROOM OPEN MON - FRI 9.30 - 5.30, (Thursday 9.30 - 12.30) Saturday 9.30 - 4.30

Goods normally despatched within 24 hours. Please allow 7 banking days for cheque clearance. Prices correct at time of going to press - E&OE



New DX-394



MAJOR FEATURES

- * **Frequency Coverage**
LW 150 - 509.9kHz
MW 510 - 1729.9kHz
SW 1.73 - 29.9999MHz
- * **Fine Tune**
Fine tunes the reception signal, especially when you tune to SSB and CW
- * **Step ▲, Step ▼**
Selects the 0.1, 1, 5, or 10 (9) kHz tuning frequency step sequentially
- * **Band**
Selects LW (150-509.9kHz), MW (510-1729.9kHz), or SW (1.73-29.9999MHz) sequentially
- * **LCD**
Large LCD display with LCD signal strength meter

ONLY £349.99
+ £10 p&p

Full specification A4 sheet available on request. Too many specifications and functions to list!



SRP TRADING

SRP Radio Centre, 1686 Bristol Road South,
Rednall, Birmingham B45 9TZ.
Tel: 0121-457 7788/0121-460 1581
Fax: 0121-457 9009

VOUCHER WORTH
£25 OFF THIS RECEIVER
ONLY WITH
SRP TRADING
VALID UNTIL
15th JULY 1996

UK's Premier Service Centre

VISIT OUR SHOWROOM TODAY




FINANCE

NOW AVAILABLE

PART EXCHANGE WELCOME

★ STAR BARGAINS ★

ICOM



ICOM 2350 mobile complete with power supply and W30 dual band antenna **£575**

KENWOOD



KENWOOD TS450 complete with ATU **£1,199**

YAESU



YAESU FT990 HF 100W (DC) **£1,499**



ICOM 738 complete with ATU **£1,299**



KENWOOD TS870 **£2,099**



YAESU FT1000MP (AC) **£2,499**

Now stock ALINCO and WATSON – Phone for details.



Castle Electronics

PHONE 01384 298616 OR VISIT US TODAY
GEOFF G4AQU – JOHN G6VJC
Finance available – interest free deals



Unit 3, Baird House,
Dudley Innovation Centre
The Pensnett Estate
Kingswinford
West Midlands DY6 8XZ
Telephone 01384 298616
Fax 01384 270224

Open Tuesday to Saturday (Late Night Tuesday 7.30pm) Closed Monday

JOIN THE DIGITAL REVOLUTION TODAY WITH SISKIN!

Just the sound of those words "Digital Radio" is often enough to frighten many people away from what outwardly appears to be a complex and hi-tech aspect of our hobby. Terms like "baud rate" and "RS-232" probably were not even mentioned when you swatted your way through the RAE and yet the advent of the Internet and the home PC has generated a whole new vocabulary we are all supposed to be conversant with!



At Siskin we'll try our best to take away the guess work and guide you through the "techno-maze" and chances are you'll wonder what all the fuss was about. (Our oldest customer is 82 whilst our youngest is just 9.)

Siskin offer the W-I-D-E-S-T selection of amateur digital products in Europe available at key locations in the UK including Southampton, London, Axminster and Leeds with a staff of over 65 people ready to help you. We offer an incredibly large selection of ready-made computer-to-TNC and radio-to-TNC cables at down to earth prices and we ALWAYS include software at no extra charge.

So where to start ...

OUR FLAGSHIP MODEL...



THE AEA DSP232 - at last, we have them in stock and they are going like wildfire. The DSP232 is the natural successor to the best-selling PK232 model. Using state-of-the-art Digital Signal Processing techniques the DSP232 is able to emulate many popular hardware based modem characteristics such as RTTY, AMTOR, ASCII, PACTOR, CW, HF PACKET, 1200/9600 Packet and more! At the moment we are also bundling a free copy of PC Pakratt for Windows II software (normally £79) and ready-made cables! £479 plus carriage.

BREAD AND BUTTER STUFF !!



The AEA PK-12, a no-nonsense plug in and play 1200 baud TNC with built-in Personal Mailbox (expandable to over 100K), software DCD as standard (means you can run with the squelch wide open) and of course ready-made cable and software. A snip at £129 plus carriage. (128K upgraded model available at just £149.)

The PACCOMM TINY 2 MKII - over 19,000 sold and still going strong. The superbly engineered 1200 baud TNC again sports a built-in Personal Mailbox, upgradable to 9600 baud operation, lots of their party add-ons for Node and BBS operation, also makes an ideal platform for satellite operations. Again the Tiny includes ready-made computer and transceiver cables plus software, £139 including VAT plus carriage.

THE SISKIN MINI-PAK - well, this isn't actually a TNC but a surface mount constructed miniature modem built inside a 9-way D Shell. The Mini-Pak is actually made for us by Baycom in Germany and unlike many dubious clones you'll see advertised elsewhere the Mini-Pak is supplied with an official copy of the BayCom software and manual plus ready-made lead.

THE SYMEK TNC2H - a beautifully made German 9600 TNC2 compatible, ideal for regular AX25 Packet plus TCP/IP and satellite operations. The TNC2H employs officially licensed G3RUII 9600 technology and is gaining popularity fast. We've kept the price keen on the TNC2H at just £179 plus carriage including a ready-made computer cable and software. (Ready-made radio cables are available at just £14.95 each.)



THE AEA PK96 - similar to the PK12 but with the added convenience of 9600 or 1200 baud Packet Radio with a simple software command. Supplied complete with ready-made transceiver and computer cables, software, and, if you mention the words "I SAW YOUR AD IN PW" we'll chuck in the 128K optional ram upgrade free of charge (offer ends July 31st 1996). Price £219 plus carriage.

AND THAT'S JUST A SMALL SELECTION OF WHAT'S ON OFFER.

PLEASE CALL OR WRITE FOR A FREE CATALOGUE.

A 10 watt 70cms 1200/9600 baud ready radio for under £100?

Yes, that's right, we have 100 70cms SMC 545LI transceivers modified a per Chris Lorek's 9600 baud Packet article in April's HRT! Just check out the spec.

- ★ Minimum 10 watts out at 430MHz (spurious emissions of less than 0.25µV)
- ★ Receiver sensitivity 0.3µV for 12dB SINAD, selectivity -60dB at 25kHz
- ★ Connections for 9600 Packet Radio straight from the front panel mic socket, no mods or fiddly wiring to do
- ★ 25kHz filter fitted as standard
- ★ These are actually MTP 1301 approved (commercial spec) radios!
- ★ Supplied with 432.675 MHz as standard fitment
- ★ Full 12 month warranty.

Cost - £99.00 including VAT plus £6.50 P & P
Non-standard frequency crystals (fitted and aligned) add £10.
Ready-made SMC545 radio to TNC cable - £14.95

We also have a limited quantity of regular "Microphone" model versions of this radio unmodified and uncrystalled at special prices. Raynet and "Club/group deals available too! Ask for Phil, Dave, Toby or Graham, Michelle or Colin.



SMC SISKIN, School Close, Chandlers Ford Industrial Estate, Eastleigh, Hants SO53 4BY
Tel: 01703 254247 (Direct line 0900 - 2100)

And if it's engaged? ...

OK, our direct line gets busy at times during office hours so if it's an order you wish to place dial 01703 255111 and ask for Phil, Graham, Dave or Toby all of whom are radio amateurs by the way!

Or ... Fax us 01703 263507

Or ... E-mail us info@siskin.co.uk

01702
206835

Waters & Stanton

Alinco DR-605

2m & 70cms Mobile inc CTCSS*
Full Duplex - Cross-Band Repeat - 100 Memos
*Encode only



Super Price **£495**

Microset Amplifiers **New**

VUR-30 Dual band 1-6/30W . £259
R-25 2m 1-4/30W linear £84.95
RU-45 70cm 3-15/45W linear £165.95
R-50 2m 1-7/50W linear £109.95
RU-20 70cm 1-3/20W Linear £119.95
All with GaAsFET pre-amps.



Portable 12v

Can run a 100W rig or Start your car!



£54.95
£5 post.

Will deliver 50 Amps peak. Charges from AC mains or trickle charge from car cigar lighter using lead supplied. Has 12Ah sealed cell and dramatically reduces hf car electrics noise!

World's Smallest Scanner



£149

WS-1000
£349

400 Memories and coverage from 500kHz to 1300MHz. It's a great performer

UK's Smallest 70cm Handy

Alinco does it again. This is a complete 70cms handheld. Look at the price! Just £149 for a complete station.



FT-736R
~~£1999~~ **£1399**

YAESU - July Deals *

Model	RRP	July Price
FT-1000MP-DC	£2599	£2089
FT-1000MP-AC	£2849	£2279
FT-990DC	£1999	£1599
FT-736R	£1999	£1399
FT-50R New	£329	£299
FT-840	£959	£789
FT-2500	£399	£329
FT-51R	£529	£399

73kHz New Ham Band Receiver converters - £39.95

ADI 2m & 70cms

The Lowest Price Ever!

AT-200

£164.95

2 Watts
6 x AA dry cell pack.
5 Watts on ext. 12V
Rx 130 - 174MHz
1750Hz tone.
DTMF built-in
Programme Scanning
Illuminated Keypad
CTCSS Option

70cms AT-400 **£189.95**



70cms AT-400 Ideal for NOVICE

ALINCO DJ-190E

£199

This is the new exciting handheld from ALINCO. For an unbiased opinion, read the PW Review in the May issue. It's the ideal rig to keep in the car, in the brief-case, or to take on holiday. At our price you can afford to!

- 2 metre Handheld
- CTCSS Encode
- 1750Hz tone
- 40 Memories
- Wideband Receive
- Ni-cads
- AC Charger



TS-870
~~£2399~~ **£1969**

KENWOOD - July Deals *

TS-870	£2399	£1969
R-5000	£1059	£885
TH-79	£479	£409
TH-22	£254	£219
TS-790	£1959	£1649
TM-733E	£729	£629
TM-251E	£419	£355



IC-706
~~£995~~ **£995**

ICOM - July Deals *

IC-706	£1195	£995
IC-775DSP	£3699	£3099



ALINCO DX-70 In Stock

* THESE DEALS END ON 31st JULY

Base Aerials



From **£39!**



SWR Meters

Watson base station aerials give you top performance at realistic prices. Get the real thing and experience true performance. Each one is pre-tuned for the UK bands, encapsulated in fibre glass, and has stainless steel fittings.

W-30 2m/70cms 3/5dB 1.15m	£39.95
W-50 2m/70cm 4.5/7.2dB 1.8m	£54.95
W-300 2m/70cm 6.5/9dB 3.1m	£69.95

Power Supplies

3 Amps to 30 Amps - Fully Protected



The Only Ones To have Passed New EMC Regs!

W-3A	3 Amp 12V current/volt protected	£22.95
W-5A	5 Amp 12V current/volt protected	£29.95
W-10A	10 Amp 12V current/volt prote	£49.95
W-10AM	10 Amp 3 - 15V variable	£59.95
W-20AM	20 Amp 3-15V variable	£89.95
W-30AM	30 Amp 3-15V variable	£119.95

ADI AR-146 2m Mobile



Our Price **£269**

This rig is superb. It leaves the competition for dead! At our price you can't afford not to have 50W high power 2m FM in the car.

DJ-G5 Dual bander



~~£489~~ **£439**

Includes a host of exciting features. You get CTCSS built-in, 200 memories as standard and a wideband receiver covering 108-174 / 420-470 / 800-950MHz. You'll love its compact size and its electronic vol. / squelch controls. Send today for full details of tomorrow's handheld.

JUST ARRIVED

Cushcraft R-7000 hf vertical plus optional 80m kit. (Beefed-up R-7) **£369**
New Index Plus QRP rig- Phone


VISA Tel: (01702) 206835 / 204965 Fax: (01702) 205843 ACCESS
Shop & Mail Order 22, Main Road, Hockley, Essex. SS5 4QS
24 Hour Answerphone and Fax. Open Mon-Sat. 9am - 5.30pm

Summer '96 Cirkit Catalogue now in preparation...

▶ On Sale 25th April 1996

The Summer 1996 Catalogue has 280 pages packed with over 4000 products.

- ▶ New Multimedia CD ROM Titles
- ▶ New Radio Amateur Equipment
- ▶ Even Further Additions to our Computer Section
- ▶ PIC Microcontroller Projects and Modules
- ▶ Hundreds of New Products Including; Books, Computers, Rigs & receivers, Semiconductors and Test Equipment
- ▶ 280 Pages, 25 Sections and Over 4000 Products from some of the Worlds Finest Manufactures



£1.95
+30p P&P

Cirkit

Tel: 01992 448899 Fax: 01992 471314



Cirkit Distribution Ltd ▶ Park Lane ▶ Broxbourne ▶ Herts ▶ EN10 7NQ



Listen to Your World!

Subscribe to *Monitoring Times* and *Satellite Times* Magazines

Do you own a radio, a shortwave receiver, a scanning receiver, or a ham radio? Then *Monitoring Times* is your magazine! Each monthly issue of *MT* offers 20 pages of worldwide, English language, shortwave broadcast schedules; departments on aero, military, government, public safety communications; broadcast band, satellite television, long-wave coverage; reviews of new products and radio-related software; technical articles and projects for the hobbyist; feature articles, and much, much more.

If it's on the radio, it's in *Monitoring Times*!

Satellite Times is the world's first and only full-spectrum satellite monitoring magazine, exploring all aspects of satellite communications, including commercial, military, broadcasting, scientific, governmental and personal communications as well as private satellite systems. The satellite industry's most respected experts contribute to every bi-monthly issue of *Satellite Times*, addressing both amateurs and experts alike.

If it's in orbit, *Satellite Times* covers it!



MAIL THIS SUBSCRIPTION FORM TO: PW PUBLISHING LTD., FREEPOST, ARROWSMITH CT. STATION APPROACH, BROADSTONE, DORSET BH18 8PW.

SUBSCRIPTION RATES INCLUDE SPEEDY AIR MAIL SERVICE!

1 YEAR *MONITORING TIMES* - £38 (12 ISSUES)

1 YEAR *SATELLITE TIMES* - £32 (6 ISSUES)

NAME _____

ADDRESS _____

POSTCODE _____

TELEPHONE _____

I ENCLOSE CHEQUE/PO (PAYABLE TO PW PUBLISHING LTD.) £ _____

OR CHARGE TO MY ACCESS/VISA CARD THE AMOUNT OF £ _____

CARD# _____

VALID FROM _____ THRU _____

SIGNATURE _____ TEL _____

CREDIT CARD ORDERS TAKEN ON (01202) 659930

FAX ORDERS TAKEN ON (01202) 659950

PLEASE VISIT OUR NEW SITE ON THE WORLD WIDE WEB:
www.grove.net

EDITOR'S

Keylines

Rob Mannion's viewpoint on the World of Amateur Radio

Radio is fascinating isn't it? Our hobby has provided me with a great deal of enjoyment over the years and I'm always amazed what 'side track' interests (forgive the deliberate pun on railways) arise from Amateur Radio and I must admit that I find meteorology to be an absorbing subject indeed.

I've only had a few days in the office after returning from holiday in County Cork, Ireland (from 23rd April to 4th May), before having to rush off to the Dayton HamVention. But I had great weather during my stay in Ireland and I really began to wonder how much connection there is between the weather and h.f. band conditions. I say this because I really do think the weather conditions on earth do play more of a part with h.f. propagation than we realise.

During my stay (as a guest of my old friend **John Tait EI7BA**) at the former Coastguard Station at Power Head near the entrance of Cork Harbour, I had some excellent weather and there were one or two v.h.f./u.h.f. 'lifts'. The effects of temperature inversions and 'marine ducting' also proved to be fascinating indeed.

At one time, the West Cornwall 144MHz repeater came romping in on my hand-held transceiver and 70MHz QSOs from the Derby/Nottingham areas were being received at S9+. However, the 'DX' that intrigued me was provided by my 'Orange' cellphone!

Although I had last used the cellphone on the M4 near Swansea (the service is apparently only just starting in Ireland although there's nothing available in Cork) I

propped the telephone up in the window of the house to see what happened. And sure enough, several times an hour the telephone displayed the 'Orange' (service available) message.

It was obvious that I was seeing the results of s.h.f. marine ducting as the house was set 35m above the water, with a stunning direct view of the sea over towards the horizon, Wales and the Cornish peninsula. What cellphone station did my telephone lock onto? I'll never know but it was fascinating to see it in action!

Band II v.h.f. f.m. broadcast station signals from Spain, France and elsewhere over-rode local stations (with deep QSB) and 144MHz was very good. However, as it was during the week and mid-day, I didn't hear much on the band except repeater idents.

But, to my surprise I found that h.f. conditions were also better than expected. And although the 28MHz band appeared to be 'dead' for most of the time (even the 27MHz CB band, when monitored on the Alinco DX-70 I was using, seemed to be virtually silent with very little short skip CB evident) the other bands seemed lively.

Using the Alinco DX-70 (in conjunction with a crude but effective long wire antenna) I was having my first prolonged session on



bands, and (for the time being anyway) you avoid the 'scrum' on 14MHz!

On The Air

As I wasn't so mobile this last holiday, I took full advantage of my Doctor's orders to help my left foot recover from an operation -

so I went on the air. It was great to chatter away on the microphone and on the key, without worrying about what work I had to do. After all...I was on holiday!

I filed many log-book pages as EI/G3XFD and one page was overwhelmed by Dutch callsigns. I chose to go on the air during the Dutch National holiday which celebrates the Dutch Queen's birthday!

Once our friends in Holland heard me on (7 and 14MHz, with some activity on short-skip 18MHz) they all telephoned each other and I was soon having a whale of a time. It was marvellous to talk to my friends and brought home the truly international flavour of our wonderful hobby.

I also worked a station so I would be interested to hear from anyone else who might be thinking on the same lines as myself. Is there much more of a direct connection between h.f. conditions and the day-to-day weather than we think? But whatever the outcome of my observations are, I'm now determined to be more active on 10 and 18MHz. It was great fun using the

located only a five minute walk away from my home in Dorset. We've often talked on the telephone, but I had to go to Ireland to work him on the band!


I came away from my holiday with the resolve that working (effectively) full time in amateur radio, spoils my chances of getting on the air regularly. That's going to change!

Finally for this month, I have a very personal, proud announcement to make. The callsign G3XFD/G will now be heard on the air as I've become a Grandfather!

My eldest daughter **Charlotte** presented my wife **Carol** and I with our first Granddaughter - **Georgia Olivia** on Saturday 4th May. The very day I came back from Ireland! And if she runs true to family form, perhaps she'll be unscrewing my locked study door to sneak read *PW* (as I did to my Grandfather, the late 2FD to read his magazine) in a few years time!

*Rob Mannion
G3XFD*

Rob G3XFD enjoyed using the Alinco DX-70 on his recent trip to Ireland.



The Star Letter will receive a voucher worth £10 to spend on items from our Book or other services offered by *Practical Wireless*. All other letters will receive a £5 voucher.

RECEIVING You

Letters Received Via The 'Internet'
Many letters intended for 'Receiving You' now arrive via the 'Internet'. And although there's no problem in general with E-Mail, many correspondents are forgetting to provide their postal address. I have to remind readers that although we will not publish a full postal address (unless we are asked to do so), we require it if the letter is to be considered. So, please don't forget to include your full postal address and call sign along with your E-Mail hieroglyphics! Editor

PW's Postbag. If your letter is published you'll win a prize.

Novice Net

Dear Sir

I'm writing in connection with an article in your March '96 issue in the 'Novice Natter' section about Alex 2E0AJJ from Cheddar starting a QSR Net for Novice and newcomers and was wondering how to get involved. I'm new to the hobby myself and have just taken the Novice RAE exam and have gained my callsign 2E1EUQ, obviously my next step is the 5w.p.m. Morse.

I'm currently learning it at my local club Manchester & DARS and have purchased the MFJ-411 Morse Tutor, which I carry with me at work.

I notice the suggested Net is obviously on a band not allocated to my callsign. So I am wondering how somebody like myself who would like to practice two-way QSOs in c.w. would go about it. I would be grateful if you could pass the letter onto Alex.

Russ 2E1EUQ
Manchester

Editor's reply: No problem Russ, and good luck with your Morse test. If any other Novice Operators (or anyone else is interested in the Net) writes into us, we'll be pleased to pass their letters on.

Good Old Days

Dear Sir

I have just been reading the most interesting and nostalgic article 'The Good Old Days' by Jack Belcher in *PW* May. It made me wonder how many GOs would know what was meant by an O-V-1 or a triode?

The set that sticks out in my memory is the Prefect 3 which a friend and myself constructed - with advice from GM6RI, now sadly a silent key. The result of our efforts in building the receiver was the evening we logged W2XAD/W2XAF from Schenectady in the USA.

Our schoolboy enthusiasm exceed our technical knowledge. In an effort to 'pep-up' the project, we added four I.F. stages, all transformer coupled, except the last which was resistance capacity coupled. One or more of the triodes had become microphonic. The result? We had a 1930s synthesiser playing strange electronic noises!

In these days of blissful ignorance, I had saved up for an h.f. choke, price 9d (less than 5p nowadays). Having obtained the article by post from a mail order firm, I resolved henceforth to wind my own coils, etc. A lot of winding was done on toilet roll centres and old valve bases!

It was great fun and resulted in me enlisting in the RAF some years later as a Radio Mechanic and the acquisition of my own GM3 call in the fullness of time.

Thanks again to Jack Belcher and *PW* for the memories of the good old days.
J. MacPhee GM3VNW
Scotland

Photo Acoustics

Dear Sir

I recently purchased a used SGC Inc. SG 2000 from Photo Acoustics. After a week's use I found that the programming had become temperamental

American Constructor

Dear Sir

I have recently started subscribing to your magazine and am really impressed with your publication. The construction articles are great. I have enjoyed building several of the antenna projects and had very good results with the performance of the antennas.

Here in the States, it is easy to purchase equipment, if you have the money. I enjoy building anything that I can and in this respect, find *Practical Wireless* a real gem for construction projects. Please keep up the good work with *PW*. It certainly is a great magazine and I really enjoy each issue.

Ed Slabe N8TQP
USA

Editor's reply: Nice to hear from you Ed and the team hope you carry on enjoying the magazine. Incidentally, Ed sent us details of an interesting construction project which we are now researching for use in *PW* and we'd also like to hear from our other worldwide readers about kits and projects that they've built which originated from their country.

and the Transmit/Receive relay at times would not quite make contact when switching over to receive.

On contacting Photo Acoustics about the problems, they in turn contacted SGC in the USA and it was decided by both firms that the radio should be returned to the manufacturers.

The radio was duly despatched and 22 days later it was back in my shack and working to full specifications. Also the radio had been brought up-to-date and had a new Control head exchanged for the old one - all this was done free of charge!

Many thanks for their excellent after sales service to Photo Acoustics and SGC Inc. USA.
Peter Igo GI4NJK
Co. Down

Editor's comment: Amazing service Peter. You'd be hard pressed to get a reply from an ordinary airmailed letter in that time, let alone sending and receiving a packaged transceiver! Well done Photo Acoustics and SGC.

Antenna Reviews

Dear Sir

It's nice to see reviews of antennas in your magazine. Is it possible to review a 3.5 to 28MHz vertical sometime, as this is what I'd be personally interested in. I believe that there are three on the market, one from Cushcraft, another from Nevada and the third I can't remember. Of course there may be more. Verticals without ground planes is what we want!

Meanwhile thanks for the interesting magazines. I particularly liked the 'Filters in Receivers' article in the April *SWM*.

It brought back many memories.

Howard G3UPZ
Reading

Editor's comment: Bearing in mind that many readers are stuck for antenna space, we intend to devote a future edition of 'Antenna Workshop' entirely to vertical antennas. In the meantime Howard I hope you found our recently published 'Antenna Data Sheet'

(presented free with the May *PW*) helpful, especially as loop and cubical-quad antennas are actually very good for 'tight' locations.

Farewell To Ferranti

Dear Sir

After reading Roger Barrow G8ILD's letter in the April '96 issue of *Practical Wireless* I feel I must also write with reference to the Ian Poole's 'Farewell To Ferranti' article in the February '96 issue.

I started work at Ferranti, Edinburgh, in 1956 and retired in 1992. Two names stick out from Ferranti's the early 'Cold War' days. One, Sir John Tootile, was an Englishman who loved and did a great deal for Scotland, and a Scot who he employed to head a team to design and build a system to machine the complex waveguides required for radar systems. Early circuit boards, discrete components, hard

Vintage Radio Problems

Dear Sir

Just about every radio amateur, engineer or hobbyist regularly finds themselves giving advice at one time or another, often without even seeing the set in question. This can be fraught with danger as we often find ourselves answering one question or another without knowing the whole story. Here's an example that befell me a while ago.

I was mindlessly looking at an old valve radio in a second-hand market along with a middle aged man and his eager, radio mad and wide eyed young son. Just like I was many (well...18 or so!) years ago at the tender age of 11.

Neither of us bought the set as it was seriously overpriced, but I ended up talking to this young lad in a language (that of triodes, pentodes and cathodes!) that his unfortunate dad could not understand.

The son had a problem radio...a GEC valve radio, Model BC402, which was completely silent. With amazing detail, he told me of all the parts he'd changed because he had been told to do so by various other experts to no avail.

All the valves, the output transformer, speaker, various other parts and even the volume/tone combined control had been changed because the output stage was inoperative. Hence no output.

I ended up with this set on my bench after (against my better judgement at the time!) agreeing to have a look at it after it had arrived quite late one evening, no doubt after bedtime! So, after a MacDonalds and a couple of beers (ahem!) I hauled the back off to look at senior's (or junior's) soldering. Oh dear....!

After a complete tidy up and refit of the volume control, output transformer and most of the components round the base of the UL84 and UABC80, I gingerly switched on. Silence. Not even h.t. buzz.

Not one of the many people who had given advice to these unfortunates had asked 'Do you have h.t.?' and as a result, over £30 had been spent on replacement parts. The mains dropper was open circuit so all the valve heaters were glowing merrily away but that was all.

The cost of a replacement wirewound resistor soldered safely across the blown section of the mains dropper was about 20p. No doubt the little kid was pleased, but Dad looked distinctly sick when I told him what the fault was and how much it cost to put it right!

All because of advice given without showing the set to the people who were being asked! So, next time you're asking/giving advice, count to ten and have a think first. It could save a lot of money and time!

Steve Pendlebury
Lancashire

wiring and miniature valves!

The Scot was none other than D. N. 'Theo' Williamson of valve amplifier fame. I had the good fortune to work with the small team that Williamson set up north of Edinburgh. Apart from the specialised work I also worked on prototype electrostatic loudspeaker

systems, later manufactured by Quad. (My introduction to hi-fi!).

Williamson was decades ahead of his time - from the 1950s milling machines at Ferranti he moved south to work and where he designed 'system 24' the 'daddy' of robotic machines factory machines! (all now made in Japan, USA, etc. Like

Ferranti, most British machine tool manufacturers are history. I have no doubts that as a small boy in Edinburgh, Theo Williamson read *Practical Wireless* and it's ironic that its readers today probably are along with hi-fi magazine readers, the only ones to have read anything about Williamson.
Deans Thomson
Edinburgh

Flying The Flag

Dear Sir

Reference the subject of 'invisible antennas' in the June issue of *PW* ('Antenna Workshop', p48), there is yet another means of erecting an 'invisible' sky wire. That is by no means of a 'temporary' flagpole, hinged at the bottom to a short post and at the top by a removable bracket. Thus held in place, it can truly be described as being of only a temporary nature.

However, be sure to fly a flag from the top on such occasions as highdays and holidays as well as birthdays and suitable occasions. Then the neighbours will not have any suspicions as to its true purpose, and will merely think you are slightly round the bend!

The actual aerial can be an inverted 'V', a vertical trap dipole running up the side of the (wooden) pole and the other side to the neighbours house, or even a very thin horizontal inverted 'L' - so thin that nobody will notice it from a few yards away.

Douglas Byrne G3KPO
Isle of Wight

Editor's comment:

When I was on holiday recently, I worked several people on the h.f. bands who had overcome the problem of 'no antenna' rules at their home. One (a Dutch radio amateur) was legitimately able to park his sailing dinghy in his driveway, and although not ideal, the metal mast made a very useful 7m

Reader's letters intended for publication in 'Receiving You' must be original and not be duplicated. Letters are accepted on the understanding that they have only been submitted to *Practical Wireless*. Please ensure that your letter is clearly marked 'for publication in Receiving You' and that it has not been submitted to other magazines. We reserve the right to edit or shorten any letter.

The views expressed in letters are not necessarily those of *Practical Wireless*.

high mast (no doubt an anchor chain would make a good counterpoise!). Many other operators operate from their cars, or even connect the mobile antenna to an operating position in the house. If you operate amateur radio under difficult 'planning' conditions, please write, we'd like to hear from you.

Trapezoids, Triangles & Squares

Dear Sir

I am much indebted to Patrick Allely GW3KJW on his excellent article 'Trapezoids, Triangles & Squares' (*PW* June) in which he very clearly explained the difference in locators and WAB squares. One point he mentioned quite rightly was that Irish amateurs were asked for their WAB location which did not apply.

However, here in Northern Ireland we do have WAB squares based on the Irish National Grid and we often refer to them when asked for a WAB location, for example, my WAB reference is H47 (only one letter is used in the Irish National Grid) - just a slight correction and

thanks once again.

Kenneth Allen G14RSI
Co. Tyrone

Transmissions Below 30MHz

Dear Sir

As a relative newcomer to amateur radio, I would like to express my opinion regarding 'Transmissions below 30MHz', why should I have to pass a Morse test? I cannot think of any reason other than it's a traditional method of radio communication.

I regularly listen to QSOs on h.f. and find it annoying that I am not allowed to reply to a CQ call on s.s.b. or f.m. just because I do not understand a series of dots and dashes. I don't ask my wife if the tea is ready by sending Semaphore and asking her to reply by Aldis lamp!

My RAE course and exam were thorough and covered all aspects of amateur radio and I think a newly licensed operator should be asked to obtain several years' experience before becoming a 'real radio amateur'.

Most of the Class A operators I know have forgotten the code and never used it since passing the test!

Steve Eastwood G7POT
Castleford

Send your letters to the *PW* Offices, marking it clearly for 'Receiving You'

NEWS

1996

Compiled by Donna Vincent G7TZB

Hand-in-Hand - SMC & Siskin

As briefly reported in last month's *PW* South Midlands Communications have recently acquired Siskin Electronics, the UK's premier supplier of digital amateur radio equipment transmission equipment. Phil Bridges G6DLJ, the well known driving force behind Siskin, has moved the complete company operation to a dedicated facility at SMC's HQ in Eastleigh.

Phil has said that he feels the acquisition is "great news for all Siskin's customers old and new, which will mean better demonstration facilities together with the additional bonus that Siskin products and 'know-how' will be available at all of SMC's branches".

Graham Taylor SMC's Retail General Manager, commented that "Siskin's approach to a 'plug-in-and-play' solution with all the radio/computer cables being ready-made and bundled with software has got to be the answer for today's busy radio amateur. As Siskin and SMC were both already Official Factory Appointed AEA distributors it made sense to team up and offer our customers a complete solution. All existing Siskin products, will be introduced into SMC branches making one-stop shopping for the

New Amateur Band

The Radiocommunications Agency (RA) have just announced a new amateur band allocation in the I.f. part of the radio spectrum. The allocation of 71.6 - 74.4kHz has been assigned as a result of many requests from the amateur radio community.

Operation on the new 73kHz band is permitted on an experimental basis by Notices of Variation (NoV) to holders of individual A Class Amateur Radio Licences, who wish to investigate I.f. propagation including transmission to underground caves. All operation should be carried out from the main station address with an e.r.p. of 1W on any mode.

No mobile or maritime mobile operation is permitted on the 73kHz. Any Amateur wishing to use a Temporary location needs to give seven days notice to the District Office of the Radio Investigation Service.

The Radiocommunications Agency has arranged for the RSGB to process all applications for NoVs. All requests must include Name, Callsign, Main Station Address, Modes to be used and the details of whether the applicant intends to operate from a temporary location.

Some background information explaining the reasons for making the application and its intended use must also be included when applying for a NoV. Applications should be sent to LF Allocation, HF Committee, RSGB, Lambda House, Cranborne Road, Potters Bar, Herts EN6 3JE.

radio enthusiast a reality at last. We also intend to apply Phil's expertise to many of our commercial radio projects."

For further information on the full range of products available please contact Graham Taylor or Phil Bridges at South Midlands Communications Ltd., SM House, Chandlers Ford Industrial Estate, Eastleigh, Hampshire SO53 4BY. Tel: (01703) 255111, FAX: (01703) 263507 or E-mail: sme@tcp.co.uk.

Knutsford Knowledge

For the last 20 years or so, Cheshire-based Gordon Adams G3LEQ has been producing cassette-based audio teaching courses to help students learn Morse.

Gordon's system is based on the idea that most people have access to a cassette recorder, and that it can be turned to their advantage as a 'teaching machine' for learning Morse and other requirements. Gordon says

in his promotional material that "The sets of C90 cassettes have helped many radio amateurs get their A licence".

More recently, Gordon has introduced a set of cassette-based RAE lessons, which covers the full syllabus of the examination on 10 C90 cassettes.

Full details of RAE course, prices and syllabus of the Morse Course are available direct from Gordon Adams G3LEQ, 2 Ash Grove, Knutsford, Cheshire WA16 8BB. Tel: (01565) 652652 or FAX: (01565) 634560.

Holdings Streamlines

Harry Leeming G3LLL proprietor of Holdings Amateur Electronics, 45 Johnston Street, Blackburn BB2 1EF. Tel: (01254) 59595 has recently been looking at the possibilities of separating the sales and repair side of his business, to allow him more time to concentrate on repairs and renovation of second-hand equipment. He had hoped that a partnership could be arranged but unfortunately this has not been possible, so Harry has decided to reduce the shop's opening times.

From July, Holdings Amateur Electronics will open on three consecutive days only, Thursday, Friday and Saturday. This will enable Harry and Brenda more time to themselves and will mean that Harry can spend more time in his workshop.

On Air With The BBC

Recently landed on the *PW* Newsdesk is a new publication from the BBC. The new monthly magazine, *BBC On Air*, contains the daily listings for BBC World Service radio programmes as well as the schedules for BBC World and BBC Prime television which is available in Europe. The magazine has been designed to provide a helpful and informative guide to the BBC's vast range of programmes from news coverage through drama to documentaries.

The World Service programme listing section of *BBC On Air* is divided into labelled sections giving the reader details about the contents of specific programmes which then cross refer with the day-by-day schedules. All the frequency charts are colour coded to match the five streams of programmes available on the World Service. Also included is information about which BBC transmitters are 'in play' at any one time.

A yearly subscription to *BBC On Air* costs £18 and all enquires should be addressed to PO Box 765, Bush House, Strand, London WC2B 4PH. Tel: 0171-257 2211 (answerphone) or FAX: 0171-240 4899.



Eddystone User Group

Owing to increasing numbers of membership enquiries Ted Moore of the Eddystone User Group has been experiencing difficulties in dealing with all the incoming mail himself. Therefore, Ted has arranged for all newsletter and technical mail to be dealt with by Jim Murphy, EUG, 63 Wrose Road, Bradford, West Yorkshire BD2 1LN and all requests for subscriptions and copies of manuals to be dealt with Mr Graeme Wormald 15 Sabrina Drive, Bewdley, Worcestershire DY12 2RJ.

Reduce That Noise!


Lake Electronics NRF2 Noise Reduction Filter

Many simple receivers have one major problem, excessive high frequency noise (hiss). This noise on a signal makes it very tiring to listen to for long periods. What is needed is a noise filter - to take away the noise and just leave the wanted signal.

An ideal filter wouldn't need a power supply, and may be added to any receiver. The Lake Electronics NRF2 filter is such a filter.

The NRF2 is a simple looking 70x48x24mm box with an input lead, an output socket and a switch to bring the unit in and out of operation. It's supplied with two adapters (3.5/6.3mm and 6.3/3.5mm) to fit into the headphone socket of the radio, the NRF2 can cope with any combination of socket an plug on the radio and headphones.

The NRF2 is very effective. *(The noise almost disappears leaving a quieter but more clear signal - a useful addition to any receiver. G1TEX)*, and costs £16.50 plus £1 P&P. To order yours contact Alan Lake at 7 Middleton Close, Nuthall, Nottingham NG16 1BX. Tel: (0115) 9382509.



Single Frequency Radio Travel

Eurotunnel, NTL and Radio Services Ltd. have launched a new concept in radio broadcasting. Travellers heading down the M20 towards the Channel Tunnel can now hear music, news, travel information and weather reports on **Channel Travel Radio** which is broadcast on 107.6MHz.

Channel Travel Radio works by using multiple low power transmitters all on the same frequency. This means that listeners don't need to re-tune as they head towards the Channel.

The Crawley (Hampshire) based company NTL were awarded the contract to design, build and operate the single frequency network by Eurotunnel. The network installation consists of a main transmitter near the Eurotunnel terminal building in Folkestone together with three 'repeater' sites covering the M20 approach road back beyond Ashford.

It's hoped that the single frequency network (the first of its kind to be constructed in the UK) will be adapted to run along other British motorways. This would give road users their own dedicated radio service and would do away with the need for re-tuning to local stations as travellers from region to region.

Optoelectronics Catalogue

A new 22-page full colour Optoelectronics catalogue featuring frequency counters, recorders and many items of hobby related equipment is now available from UK distributors **Waters & Stanton Electronics**. To receive your copy just send your name and address together with a first class stamp to 22 Main Road, Hockley, Essex SS5 4QS.

radio enthusiast.

The award is open to anyone under 18 who has an interest in radio and is a resident in the UK, Channel Islands or the Isle of Man. Entrants must be nominated by an adult sponsor although there is no requirement for entrants or nominees to hold an Amateur Radio Licence.

The following areas of activity will be considered when the applications are assessed. Radio construction (d.i.y.), operation of radio, community service, encouraging others and school

projects. The first prize of £300 together with an invitation to visit the Radiocommunication Agency's Monitoring station at Baldock will be awarded at the Radio Society of Great Britain's HF Convention during October.

All applications and nominations should be sent to **Young Amateur of the Year Award, Radio Society of Great Britain, Lambda House, Cranborne Road, Potters Bar, Herts EN6 3JE. Tel: (01707) 659015.** The closing date for entries is 31 July 1996.

Young Radio Amateur Of The Year

The closing date is looming for nominations to find the 1996 Young Radio Amateur of the Year. The competition, which is aimed at generating interest in amateur radio and encouraging people to get involved, has been running annually since 1988 and each year the award is presented for the most outstanding achievement by a young amateur

STOP PRESS New National Society

Just as this issue was going to press we received news of the **United Kingdom Radio Society (UKRS)**, which aims to become a new national radio society. The UKRS organisers say that has been formed in response to overwhelming demand from all over the UK and will cater for enthusiasts in all aspects of the radio hobby.

The UKRS press release states that one of the main aims of the UKRS will be to take demonstrations into schools and colleges giving youngsters an insight into amateur radio. They also say it's hoped that a combination of the UKRS and the RSGB working in parallel for their members' common interests will have a much wider reach for radio.

For more details and membership application forms please send an s.s.a.e. measuring at least 9 x 5in to **Greg Reilly-Cooper G0MAM, United Kingdom Radio Society, Box 100, Northwich, Cheshire CW8 1FA. Tel: (01606) 783270, E-mail: info@ukrs.org**

A Date For Your Diary

On Saturday 17 August 1996 South Midlands Communications will once again, after the absence of a few years, be holding an Open Day. The doors will be open from 9am at **SM House, School Close, Chandlers Ford Industrial Estate, Eastleigh, Hampshire SO53 4BY.**


Among the attractions planned will be a free draw, rig checks, American licence walk-in testing, Morse testing, local BBS and Packet cluster demonstrations. There will also be all the usual SMC product lines available together with special offers and bargains. Why not make a date in your diary to go along and meet the team?

Low Power Introduction

Dick Pascoe G0BPS of Kanga Products has just published his second book. *Introducing QRP* is an A5 sized book containing a wealth of information. Chapters include 'What is QRP', 'Typical QRP Equipment', 'Antennas', 'Q Codes' and 'QRP Clubs around the world' to name a few.

Introducing QRP is written in the same similar, friendly and easy to understand format as Dick's first book, *Pascoe's Penny Pinchers* and should fit comfortably on the book shelf of both the established and would-be QRPer alike. Dick's book should make a useful reference guide, no matter what your level of QRP expertise and is a must for any serious QRPer.

To order your copy of *Introducing QRP* contact **Kanga Products, Seaview House, Crete Road East, Folkestone, Kent CT18 7EG. Tel/FAX: (01303) 891106.**



HAYDON COMMUNICATIONS

MAIL ORDER
TELEPHONE
0181-951 5781/2

VHF/UHF HANDHELDS

NEW YAESU FT-50R

Yaesu's answer to the Icom T-7E new ultra compact dual band transceiver with wideband Rx. 76-990MHz (AM, FM, FM-N).

RRP £339. INTRO OFFER **£289.95**



ICOM IC-T7E

Rx available 108-180/400-500/850-950MHz Compact dual band h/held. Incredible, everything you would possibly want incl CTCSS fitted as standard along with high power nicad + charger. RRP £329.

OUR PRICE **£299.00**
+ FREE speaker mic

VHF/UHF MOBILES



YAESU FT-2200

2M FM mobile transceiver with airband Rx. Supplied with mobile mount/mic + DC lead. RRP £419.

OUR PRICE **£339.95**

FT-2500M 2M FM mobile £PHONE
FT-290R11 2M all mode £PHONE



YAESU FT-736R

Multimode-VHF/UHF full duplex base. Fitted with 2M + 70cm (25W both). Optional 6M + 23cms. RRP £1999.

OUR PRICE **£1399.00**

NEW



ICOM IC-2710H

Dual band FM mobile with detachable head. Optional Rx: 108-180/400-500/850-950MHz. RRP £675.

OUR PRICE **£599.95**

IC-2350H dual band mobile RRP £649 OUR PRICE £449.95

DIGITAL AUDIO FILTERS

DSP-59 PLUS RRP £299.00 OUR PRICE £249.95
DSP-9 PLUS RRP £239.00 OUR PRICE £179.95
MFJ 784B RRP £259.95 OUR PRICE £249.95

HF TRANSCEIVERS

★★★★ 30 DAY SPECIAL ★★★★★

YAESU FT-1000MP (AC)



State of art HF transceiver. RRP £2849.

30 day special **£2199.95**



YAESU FT-840

UK's best selling HF transceiver. We're giving away a FREE P-2512 power supply with every transceiver sold. RRP £1839.

OUR PRICE **£799.95**

FREE PSU worth £90



IC-706

HF transceiver with 6M + 2M. Give us a call for the best part-ex deal or lowest UK price.

OUR PRICE **£PHONE**



KENWOOD TS-870S

One piece only ex-demo, full warranty. RRP £2399.

OUR PRICE **£1899.95**

HF ACCESSORIES



P-2512

25-30 amp power supply with variable volts (3-15). Dual meters (VS + amps) and over voltage protected.

CE Approved Most of our competitors are selling the 20A versions for the same price. RRP £99.95.

OUR PRICE **£89.95**

VECTRONICS VC-300DLP

UK's best selling ATU. 300W (PEP), dummy load, VSWR meter, 3 way ant, switch & balun for open wire feeders.

RRP **£129.95**

VC-300M 300W mobile ATU £89.95



MFJ-259

HF digital SWR analyzer + 1.8-170MHz counter/resistance meter.

RRP **£249.95** P&P £5

ACCESSORIES

SWR METERS



Nissei RS-402

125-525 MHz (200W) FWD/REV/AVE/PEP PWR +

Full SWR Indicator and Meter Illumination.

RRP **£69.95** P & P £4

RS-102 1.8-150MHz (200W) £69.95



TSA-6601

144-44MHz (60W) pocket PWR/SWR meter

£34.95 (P&P £1.00)

TSA-6602 VHF/UHF ant matcher £34.95 (P&P £1.00)

HANDHELD MOUNTS P&P £2

MA-339



Mobile Holder. Fits all h/held radios. Sticks onto dashboard of car.

RRP **£9.95**

QS-200 Air-vent h/held holder £9.99

QS-300 Desk top h/held holder £19.99

COAX SWITCHES (P&P £2.00)

CX-401 4 way (SO-239) £39.95
CX-401 'N' 4 way (N TYPE) £49.95
CX-201 2 way (SO-239) £16.95
CX-201 'N' 2 way (N-type) £21.95



NB-30W

2M FM handheld amplifier 1/1.5W input 30W output.

RRP **£49.95**

NBD 30 dual band version of the above £139.95

MICROPHONES & EAR PIECES

MICROPHONES

MS-107 'K' miniature hand microphone. Fits Kenwood, Yaesu, Icom and Alinco (Please specify brand of radio when ordering)

RRP **£16.95** P & P £1



Nissei EP-300T

Over the ear earpiece with lapel mic & PTT. Fits Kenwood, Alinco, Yaesu or Icom (Please specify brand of radio when ordering)

£22.95 P & P £1

This Ear/Mic comes with an "over the ear" earpiece as EP-300



Nissei EP-300

Deluxe over the ear earpiece. Fits all handheld radios.

£9.99 P & P £1

MAIL ORDER - LONDON SHOWROOM

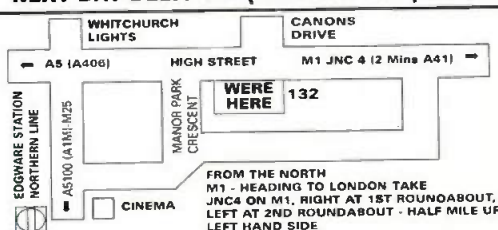
TEL: **0181-951 5781/2**

132 High Street, Edgware, Middlesex HA8 7EL
Close to Edgware underground station (Northern Line). Close to M1, M25, A406.

Fax: 0181-951 5782

OPEN: MON-FRI 10-6PM SAT 10-5PM

NEXT DAY DELIVERY (UK MAINLAND) £10



SIMPLY THE BEST

ANTENNAS

SERENE BASE ANTENNAS (P&P £8.50)

Model	Type	Frequency	Gain	Length	OUR PRICE
TSB-3315	GF	144/70	8.5/11dB	(5.4m)	£129.95
TSB-3301	GF	144/70	6.5/9dB	(3m)	£69.95
TSB-3302	GF	144/70	4.5/7.2dB	(1.7m)	£54.95
TSB-3303	GF	144/70	3/6dB	(1.1m)	£39.95
TSB-3002	AL	144MHz	6.5dB	(2.8m)	£37.95
TSB-3001	AL	144MHz	3.4dB	(1.4m)	£29.95
V-2000	GF	6m/2m/70cm	2.1/6.2/8.4dB	(2.5m)	£134.95
GP15N Comet		6m/2m/70cm	3.6/2.8/6.1 dB	(2.4m)	£124.95

ACCESSORIES P&P £2.00 on the following

TSA-6001N	Duplexer (+Coax) 2/70	£24.95
TSA-6003	Duplexer (Sockets) 2/70	£19.95

HIGH QUALITY NISSEI MOBILE ANTENNAS P&P £4.50

DB-7900	144/70 cms, (5/7.5dB) 1.5m	£49.99
DB-770M	144/70 cms, (3/5.5dB) 1m	£24.95
DB-1304	144/70 cms, (2.15/3.8dB) 41cms	£19.95
DB-EL2E	144MHz, 4ths, 4.5dB (1.8m)	£29.95
DB-285	144MHz, 4ths, 3.4dB (1.3m)	£15.95

ACCESSORIES P&P £2.50 on the following

MT-1301	H/Duty Mag Mnt + Coax	Top Quality £24.95
MT-3302	H/Duty Hatch/Trunk Mnt	Top Quality £24.95

HF ANTENNAS P&P £10

R5	10/12/15/17/20 vertical	£295.00
R7	10 thru to 40m vertical	£389.00
AV-3	14-21-28MHz vertical 4.3m long	£89.00
AV-5	3.5-7-14-21-28MHz vertical 7.4m long	£159.00
AP8A	8 Band Vertical	£199.00
A35	14-21-28MHz Yagi	£349.00
Carolina Windom '2	40-10m (66ft)	£88.95
Carolina Windom	80-10m (132ft long)	£84.95

HUSTLER RANGE NOW IN STOCK

4BTV	Four band HF vert 10, 15, 20, 40 1.5kW	£169.95
5BTV	Five band HF vert 10, 15, 20, 40, 80 1.5kW	£189.95
RM-20	20m mobile (reduced length) 400W	£24.95
C-32	Ball mount assy + plate (4ths fitting)	£26.95

S.W. PORTABLES



SANGEAN ATS-803A

UK's best selling portable SW receiver with SSB.

OUR PRICE **£129.95**



SONY SW-100E

Award winning miniature SW receiver with SSB. RRP £219.95.

OUR PRICE **£199.95**

SW-7600G	RRP £199	our price £179.95
SW-55	RRP £299	our price £259.95
SW-77	RRP £399	our price £359.95

SCANNERS



AOR AR-8000

The ultimate handheld receiver covers everything from 500kHz-1900MHz all mode (AM, NFM, WFM, USB, LSB, CW)

SPECIAL OFFER **£369.95**



NETSET PRO-44

Listen to aircraft, ham, marine and much more with this superb scanner. Covers 66-88/108-174/380-512MHz. RRP £169.95.

OUR PRICE **£119.95**



REALISTIC PRO-25

100 channel portable scanner covers 66-88/108-174/406-512/806-956MHz.

OUR PRICE **£179.95**

OPTOELECTRONICS



OPTO SCOUT 3.1-Mk2

Mini frequency finder will capture and memorise up to 400 frequencies that can be recalled directly into the AR-8000. Supplied with antenna, nicads and fast charger. RRP

£399



OPTO CUB

10MHz-2.8GHz frequency finder. Supplied with antenna, nicads & charger. RRP

£139.00



NEW DB-32

A miniature wideband antenna. Receives 30 - 1200 MHz. Transmits 2m/70cm, BNC fitting only 1.5" long. It's superb for its size.

RRP **£29.95** P & P £1

HANDHELD ANTENNAS

T-2602 2m/70cm/23cm (2/3/5.5dB) flexible antenna with wideband receive (14" long BNC).

OUR PRICE **£22.95** P&P £1

DB-770H High gain 2m + 70cm telescopic antenna with wideband receive.

OUR PRICE **£24.95** P&P £1



TSA-6671

New ultra small BNC magmount. Allows you to use any existing BNC antenna from your scanner to transceiver on your car without having to purchase a car antenna. OUR PRICE **£22.95** P&P £1

SECONDHAND & EX DEMO BOARD



ICOM IC-706

Ex-demo model

£899.95



TS-950S Deluxe HF

£1699.95



FT-290Rii + linear ex-demo with matching 25W linear RRP £759.

ONE ONLY **£499.95**

FT-726	2M/70cm 6M fitted	£899.95
IC-738	As new	£1099.95
FT-990DC	As new	£1399.95
TS-850S	As new	£1199.95
TS-140S	Immaculate	£749.95
TS-440SAT	VGC	£849.95
TS-430S	VGC	£699.95
TS-830S	VGC	£549.95
TS-530SP	VGC	£549.95
FT-901	VGC	£399.95
FT-902	VGC	£449.95
FT-101	HF transceiver	£299.95

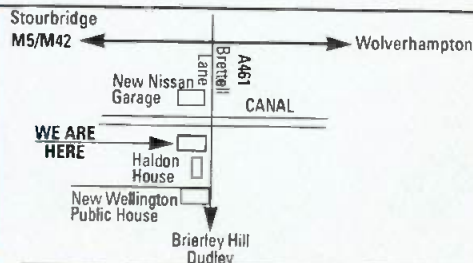
Lowe HF-225	As new	£399.95
HF-150	As new	£299.95
IC-R71E	As new	£599.95
IC-R7000	25MHz-2GHz receiver	£749.95
FRG-7	Communication receiver	£189.95
AR-3030	Communication receiver	£549.95
ICF-SW77	SW portable	£299.95
MVT-7100	Handheld scanner	£299.95
DSP-9+	Audio filter	£149.95
DSP-59+	Audio filter	£199.95
R-2000	Communication receiver	£399.95

FT-736R	2M/70cm base ex-demo	£1299.95
FT-290RI	2M all mode	£299.95
FT-230R	25W FM	£189.95
DR-M06	6M mobile ex-demo	£279.95
DR-610	As new	£549.95
FT-2500M	Ex-demo	£289.95
DJ-580	2M/70cm handheld	£339.95
DJ-G5	2M/70cm handheld	£339.95
DJ-560	2M/70cm handy	£249.95
TH-48E	70cm handheld	£229.95
Standard C-520	2 + 70 handy	£299.95

ALL OF THE ABOVE & MUCH MORE ARE AVAILABLE FROM EDGWARE BRANCH: 0181-951 5781/2

★ WEST MIDLANDS BRANCH NOW OPEN ★

UNIT 1, CANAL VIEW INDUSTRIAL ESTATE,
BRETTELL LANE, BRIERLEY HILL, W MIDS DY5 3LO
TEL: 01384 481681



NOVICE

Natter

For Radio Beginners Of All Ages

This month Elaine Richards G4LFM looks at the broadcast bands, has news of a club for budding builders and looks towards the Millenium with the Air Training Corps.

Hours Of Enjoyment

If you have an h.f. amateur bands transceiver, then you have a piece of equipment capable of providing many hours of enjoyment. Over the next few months I want to look at each of the bands individually - who uses them, why and what will you hear. Let me know if you have any questions you want answered.

Firstly I want to look at the receiving side of the set. Let's assume we are looking at a middle range (and middle priced!), modern amateur multi-mode transceiver.




Many of these amateur multi-mode radios cover most of the modern-day amateur bands for the transmitting side, and something like 100kHz-30MHz or so on the receiving side. As you don't need all this coverage to listen on the amateur bands, what is it there for?

Answer: Lots of things!

Even the most ardent amateur radio enthusiast is going to come across an evening when they just can't find anything interesting to listen to, or anyone to talk to. It does happen - not often, but it does happen!

So, you can either switch off and go and watch the TV or you can tune around and find something different. There are a lot of things around on all kinds of bands that you may find interesting.

How about a bit of marine band listening, or air band for that? You can



listen to air band radio from the top end of 2MHz right through to something like 23MHz, all on single side band (s.s.b.).

There are also marine stations operating right through the h.f. bands. There are many frequency guides available from places like the *PW* Book Service that will help you find your way around these bands.

Short Wave Bands

By far the most well-known area of non-amateur listening must be the short wave broadcast bands. For some who have recently come into the amateur hobby this is regarded as 'old-fashioned' and boring, but it's not!

Recently I had cause to be stay up late (very late!) using the computer, I put the radio on for company and found it very interesting. There are several radio stations that run programmes just for the dedicated radio listener.

Radio Netherlands (RN) for example has a programme that goes out on the air several times on a Thursday called *Media Network* (e.g. 0730 on 9.720MHz; 1330 on 9.89, 13.7 & 15.15MHz; 1730 on 6.02, 7.12 or 11.655MHz; 2130 on 1.44MHz). In forthcoming programmes, RN's Jonathan Marks will be reviewing the Grundig Yacht Boy 320 and the Telefunken MR1500 receivers.

It's difficult to get exact dates from stations like Radio Netherlands as the programmes are made on a Wednesday evening and then broadcast on a Thursday. So, with the lead times I have, I can't give you any further detailed information, however you could write to Radio Netherlands at **PO Box 222, 1200 JG Hilversum, The Netherlands** and request a programme schedule so you know what to listen for and when.



send for the special QSL card too.

You can even learn a foreign language by listening to broadcast stations, stations like *Deutsche Welle* run language courses with text books available! Their language course, *German - why not?*, teaches the everyday usage of German and is aimed mainly at young adults.

The books that go with the course are available free of charge from *Deutsche Welle, 50588 Cologne, Germany*. You can choose any one of 29 different languages for the course book from English to Russian and Bengali to Swahili!

All broadcast stations produce schedules of their programmes and once you discover the ones you find most interesting it's worth getting these schedules for reference. Try listening around one evening, you may find it interesting and it is another aspect of our amazing hobby!



RADIO NEDERLAND, Hilversum (Holland)



Budding Builders

I've a couple of items that could interest those of you who enjoy building things. Although I know of course the summer months are not usually the time for sitting indoors building bits and pieces of radio equipment - more likely mending the lawn mower!

Anyway **Richard Q. Marris** wrote (and it is a long time since we last had dealings. Richard - doesn't time fly when you're having fun!) with some news for the constructors among you. He was in a large W.H. Smith's and noticed a number of small d.i.y. kits in the children's section.

One of these d.i.y. kits was a crystal set, but before he got the chance to open it and check it out an assistant kindly pointed out that you're not supposed to open the kits. They cost around £9 each and I wondered if anyone has had a go at building one of these yet, if so what are they like?

Richard says that he built his first crystal set when he was seven or eight years old and has enjoyed home construction ever since.

I've mentioned the kits produced by **Tim Walford** in the past, now I've discovered he publishes a quarterly newsletter called *Hot Iron* for members of the Construction Club. A subscription to this Club costs £5 for the year (£7 overseas) and runs from September 1 each year.

The Spring 1996 issue has details of updates to the various kits that **Tim** produces, diary dates of interest to the home constructor, a couple of hints and tips, and article on 'Workshop Practice' and an article on 'Signal Generator Design'. If you are interested in the

Short Wave Special Event

Whilst reading *Monitor*, the Newsletter of the International Short Wave League (ISWL), I read about a very unusual special event station. During July, the station **EISINS** will be on the air celebrating the golden jubilee of the Irish Naval Service.

The unusual thing about the EISINS station is that there is a set of seven QSL cards available for working or hearing this station, one for each band from 1.8 ('Top Band') to the 144MHz band. They will be operating both c.w. and s.s.b. on the h.f. bands and f.m. on the 144MHz band, so hopefully many amateurs and s.w.l.s will have a good chance of collecting all seven of the cards.

Having mentioned the *Monitor* newsletter perhaps I should tell you a bit more about what you can expect to read in it each month. The AS newsletter is sent out to members of the ISWL and contains many regular columns as well as interesting articles.

The 'Amateur Bands Review' column in *Monitor* gives details of stations heard by members during the month of February in their March issue. The column starts with 1.8MHz and works its way through the bands to 28MHz.

Each person who has sent in a log is listed along with the most interesting stations they heard on the band as well as the time at which they heard them. For example on 18MHz, **Arthur Miller** heard FS5PL at 1600UTC on s.s.b. as well as T12LL at 1400 and 9Y4NW on 1500.

There is also a 'QSL News' column with details of QSL managers for special calls heard on the air. Other interesting columns for the radio amateur are 'Transmitting Topics', 'Equipment Review', 'Contest Reports' and 'QRP Corner'.

So, you can see that there is quite a bit to interest the transmitting amateur. For details on the International Short Wave League, you should contact the ISWL HQ at 3 Bromyard Drive, Chellaston, Derby DE73 1PF. Don't forget to include an s.a.e. with any queries.

Constructors Club, then drop a line to **The Construction Club, Upton Bridge Farm, Long Sutton, Langport, Somerset TA10 9NJ.**

Air Cadet Radio

At the London Amateur Radio Show, the Air Training Corps (ATC) released their new Air Cadet Radio Document outlining their ideas towards the Millennium. If you are aged between 13 and 20 years old then the Air Cadet Corps could open up a few opportunities for adventure - of course if you are older than that, then they are always on the look out for instructors to help teach the new radio syllabus.

Let me tell you a bit more about this nationwide group. They are a uniformed youth organisation who aim to encourage in young people a practical interest in aviation and the Royal Air Force, to provide useful

training and foster a spirit of adventure and leadership.

Although they encourage an interest in the RAF, there is no obligation to join at all. Cadets have the opportunity to fly in both powered aircraft and gliders, take part in training exercises and sporting

activities.

The ATC was formed in 1941 and since 1948 cadets have been operating the radio on the frequencies allocated to them by the RAF. They still have a Sunday morning h.f. Net, but now also have v.h.f. and u.h.f. allocations.

When the Novice Amateur licence was created, this attracted the attention of **Sqn. Ldr. Tony King** at ATC HQ. It seemed an ideal addition to the ATC training syllabus and so he started discussions with the RSGB.

Cadets go through about 30 hours of training for their ATC Operators Certificate and then they are encouraged to go on for their Novice Licence. So now the ATC are looking towards organising a major ATC Radio event to celebrate the Millennium.

So, if you qualify, either as a cadet or as an instructor, and are interested in finding out more about the radio aspects of belonging to the ATC, contact **HQ Air Cadets (TG2) RAF Cranwell, Near Sleaford, Lincs NG34 8HB. Tel: (01400) 261201 ext. 7619.**

Elaine G4LFM

Broadcasting Information Booklets



If you're fascinated in the many different aspects of radio and TV broadcasting, you'll be interested to know of two (free!) booklets available from the BBC. Information is essential in knowing where to find radio and TV stations - on the dial and on the map. To this end, the BBC and the Independent Television Commission (ITC) jointly publish the *Television Transmitting Stations* booklet.

Television Stations is packed with channel, frequency, programme contractor (ITV) and regional (BBC) information along with fascinating technical details and National Grid References so you can locate them easily on the map. Ideal for the TV 'DXer'!

The second booklet, the BBC's *Radio Transmitting Stations* is ideal for the radio enthusiast, engineer or general listener who wants to get the best reception possible. And interestingly, along with all the information on long wave, medium and v.h.f. Band II f.m. transmissions, the booklet has details for satellite radio reception (particularly useful for listeners living outside the UK). Booklets and further information available from **BBC Engineering Information, White City, 201 Wood Lane, London W12 7TS, Tel: 0181-752 5040.**



That's all the 'natterings' for this month so, until next time cheerio and don't forget to write to me with your hints and tips for interesting radio. Letters should be sent to me at PO Box 1863, Ringwood, Hants BH24 3XD.

Zoë says:
"keep the News and
those Club
magazines coming!"

CLUB Spotlight

Compiled by Zoë Shortland

Your pages - your stories!
Have you moved into a new
club room, won a contest,
got a funny story or news of
a special event? Then let's
hear from you. Send in
your club logo too, if you've
got one. You never know,
you'll probably recruit new
members at the same time!

Raising Money - The Amateur Radio Way

Tony Faulkner G0SKG
shares his story of how
he became a licensed
radio amateur.

I took my City & Guilds
examination in 1991
holding the callsign
G7JYX until I passed the
Morse test in September
1992. My callsign now is
G0SKG.

Now, you may say, so
what? But I suffer from
Multiple Sclerosis and
heart problems.
The hobby has
however kept me in
remission now for
the past four years.
On top of that, I
wanted to put
something back
into the hobby.

I first became a
Novice Instructor
doing one-to-one
teaching at my own
home. To date all
those I have tutored
have passed first time.
Then I began to teach
Morse c.w. on the
144MHz band.

To date I have assisted
about ten people through
to obtain their 'A' licence
callsigns. My claim to
fame here is getting the
youngest English person
through. A ten year old
girl who passed the
12w.p.m. test at her first
attempt. I was beaten for
the record by a nine year
old living in Northern
Ireland.

I was then approached
by the RSGB to take up
the post of Regional
Liason Officer (RLO) for
the West Midlands, a post I
have held now for the past
18 months. This again
gives me the opportunity
to put back a little more
into the hobby. I can

honestly say that the
benefits I have had from
all this, plus the friends I
have made, make each and
every day worth living.

Well, 18 months ago I
decided, after a visit to
Helen Ley Home (a respite
care centre for people who
suffer from MS), to try to
raise money to equip a
new physiotherapy unit
being built at this very
moment. With the help of
other amateurs, in
particular Mr G. Woodford
G0KNM, the event is
taking place on June
22/23rd 1996.



A total of 12 stations
have agreed to take part
using h.f. v.h.f./u.h.f. and
in some cases using Packet
radio. I myself will be
using my own equipment
to run one of these from
Helen Ley Home with the
assistance of G0WLK,
who also suffers from MS
and members of the
Stratford ARS who are
also loaning their portable
tower.

The stations taking
part and their callsigns are
1) Helen Ley Home
GB4MSR - Multiple
Respite, 2) Stourbridge &
DARC GB2MS - Multiple
Sclerosis, 3) Aldridge &
Barr Beacon ARC
GB0MSR - MS Respite, 4)
Sandwell ARC GB0MSC -
MS Care, 5) Bromsgrove
ARS GB2MSC - MS Care,
6) Salop ARS GB4M.S.

Care, 7) Hillcrest School
ARS GB4MSH - MS
Help, 8) Powys & DARS
GB2MSH - MS Help, 9)
West Bromwich Central
RC GB0M.S. Help, 10)
Kidderminster & DARS
GB8MS Multiple
Sclerosis, 11) Wolverley &
DARC GB6MS - Multiple
Sclerosis and 12) South
Birmingham RS GB5MSR
- MS Respite.

To raise money an
award will be issued to any
station contacting four
stations and a remittance
of £2.50. For anyone
contacting ten of the 12, a
large award will be
available at a cost of
£10. All persons
will receive a QSL
card.

For those
stations abroad, all
relevant information
will be written on
the inside of the
card asking for a
donation to obtain
the award, they
incidentally will
only need to contact
one station.

The other way we
have of raising money is
from donations of radio
equipment from the
following firms, like
Stuart Crystal, Tandys,
Currys, Momentum
Communications who are

New Members Required!

The Mid-Somerset Amateur Radio Club has recently held its AGM and the new committee are particularly keen to publicise the club with a view to attracting new members. The club has been very inactive for a number of years, but now has access to an excellent venue.

The club meets on alternate Tuesdays from 1900 to 2100hrs at Whitstone Community School, 11 Charlton Road, Shepton Mallet, Somerset. It is hoped that the Morse class, run by Colin G4KLD, will take place between 1900 and 1930hrs, ie. the first half hour of each meeting.

The club has a permanent h.f. station set-up and this will be on the air at each meeting when there are no guest speakers present. If you'd like to find out a bit more, then contact Peter Grosjean (Publicity Officer) on (01749) 676875 preferably in the evenings or at weekends.

donating two prizes, total value £300. *Practical Wireless* has donated a 12 month subscription plus binders.

Waters & Stanton Electronics are pledging a further two more prizes to the value of £100. But, other firms I have written to have yet to contact me with their pledges.

I have spoken to **Martin Lynch, Lowe Electronics and SM Communications** who are also donating something, as yet I know no what. A bottle of 12 year old Malt whisky is being donated from a friend whom I met

through the RAE and a 35mm camera has been donated by two anonymous friends.

The idea is to make up a list of prizes and (at a cost of £1) and the draw will be done by a well known personality on the Sunday, just prior to the event closing. One last thing, sponsorship forms are available for anyone who wishes to raise money.

For further details, contact **Tony Faulkner G0SKG, 105 Corbyn Road, Russells Hall Estate, Dudley, West Midlands DY1 2JZ.**

The Club With No Subs!

Yes, it's true - there are no subscriptions to the **Folkestone & District Amateur Radio Society** (although naturally the club reserve right of entry!). The monthly meetings are held on the first Monday in every month at 7.30 for 7.45pm on floor A at 11 **Earls Avenue, Folkestone** (side entrance - down the steps). There is no need to pre-book - just turn up.

The aim of the F&DARS is to encourage the attendance of anyone interested in amateur radio - young or old, licensed or not - and to that end there is no subscription fee. The only charges are for tea, coffee and orange juice, which are available at 40p during the interval for those who want them.

North Wales Activity

The North Wales Radio Rally Club meet every Thursday at 7pm at the **YMCA Building, Queens Drive, Colwyn Bay**, where Novice classes and Morse tuition is held and occasional guest speakers give talks on different aspects of the hobby. Also h.f., v.h.f. and u.h.f. is on air using the club callsigns **GW0NWR/GW7NTU**.

The club organise the Llandudno Radio,

Electronics & Computer Show each year, this year being the 10th show on November 9 & 10th. Since October 1991 the club have been registered a City & Guilds Examination Centre for the Novice exam and radio amateur exam.

In 1995 the club took part in the IOTA Contest, transmitting from Puffin island off the North Wales coast coming 40th (although they're aiming to better their position this year, by learning from the mistakes they made). The club also takes part in the *Practical Wireless* QRP Contest, and has done since 1990, reaching 2nd place overall in 1994 using the callsign GWONWR and the group name 'North Wales Wafflers'.

One June 29/30th the members of the club will be transmitting from the Colwyn Bay Pier on h.f., v.h.f. and u.h.f. to commemorate National Pier Day.

If you'd like to find out a bit more, why not contact **Barrie Mee GW7EXH**, Secretary, on (01745) 591704.

The Rooster Net & GB3WD

Nearly another year has gone by since 'Club Spotlight' mentioned the 'Rooster Net Breakfast' in the August 1995 issue. So, what's been happening?

Well, the 'Rooster Net' in the south west continues to flourish - **Paddy Baker G0TQR** explains all.

"There has been good attendance at all the breakfasts that have been held at different locations all over Devon and Cornwall. As well as our famous breakfasts, **Ken G0VUG** organised a Christmas dinner at a local pub and everyone had a very enjoyable meal and good company on the night.

By the way, Ken has taken over as Net Controller from **Ray G0KZQ**, who is now mostly in listening mode. Ray still organises the breakfasts and attends them all, and it is a great pleasure to see both him and his good lady **Gwen** at these events.

Spotlight Trophy

David Barlow G3PLE has great admiration for Amateur Radio Club magazines and newsletters - and the people who put the hard work into producing them. So David, a retired Marketing professional and former member of the Birmingham Press Club who now lives in Cornwall, wrote to the **Rob Mannion**, Editor of *PW*, and **Zoë Shortland** suggesting a special trophy for the best Radio Club Magazine or newsletter.

Rob and Zoë thought David's idea was an excellent way of encouraging the (often hard-pressed!) magazine and newsletter editors. **Dave Wilkins G5HY of Kenwood (UK) Ltd.** thought so too! The result is that a new award, The Spotlight Trophy, Awarded To The Radio Club Magazine of The Year by *Practical Wireless* and Kenwood (UK) will be presented at the Leicester Show in October.

So, let's see your magazine, whether it be weekly, monthly quarterly, glossy, duplicated A4, PC produced or whatever. They're all of interest and yours could win! To enter your Club Magazine for the award, send two of your most recent club magazines and details on how they're published, to the *PW* Editorial offices at the very latest by **Monday 22nd July**. Remember to mark your envelope 'Spotlight Club Magazine Competition'.

The panel of judges: **Dave Wilkins G5HY**, **Zoë Shortland**, **Jim Bacon G3YLA**, **David Barlow G3PLE** and the Editor are looking forward to reading your club's magazine! Get busy, the spotlight's on!



George K4DSD and his wife **Pattie** will be visiting from Florida shortly and as always we are all looking forward to his wise cracks and of course trying to get him to speak the 'Queen's English' correctly (only

kidding George!). Reminds me of the time way back in 1960 when I first met my wife **June** and she said because of my Belfast accent that she was going to send me to elocution lessons. I went for two weeks and now

there is a fellow in Plymouth who talks just like me!

The Net uses the repeater **GB3WD** has been playing up a bit. There is an intermittent fault for people living on the east side of Dartmoor where sometimes we get low output from the repeater.

As I use the A38 to travel to and from work, sometimes I am not able to access until I reach the new flyover at Marshmills. With summer fast approaching I hope the problem will be soon be sorted out.

Speaking of summer, anyone who happens to be down this way on holiday, don't forget to give a shout on 145.700MHz and you will be made more welcome and better still, if you would like to come along to one of our famous breakfasts throughout the year on the first Saturday of each month, I know you will leave a better person.

Remember, you don't need to hold a transmitting licence, just have an interest in radio. There are no fees either way, just the price of a cup of tea or coffee. Hope to see you soon!"

Club Reminders

Meetings are held at 8pm (on Fridays) for the **Dunstable Downs Radio Club** at Chews House, High Street South (A5), Dunstable, Bedfordshire. Some events to come will include construction competitions, talks, junk sales, fox hunt, etc. as well as the usual natter nights.

New members and visitors are always welcome. Just drop in or call **Paul G7TSJ** on (01582) 861936.

The **Strathmore & District Amateur Radio Club** meet every Tuesday, from 7.30pm, at 2231 Squadron (Forfar) Air Training Corp., Lochside Road, Forfar. Club shack is available for use and Morse classes are run.

RSGB videos are shown on the last Tuesday of every month with lectures/visits on the second Tuesday. More information can be obtained from **Alan GM4JCM** on (01382) 644585.

Members of the **Salisbury Amateur Radio Club** meet every Tuesday at the Scout Hut, St. Mark's Avenue, Salisbury at 7.30pm. The club runs a course for the RAE and caters for the many interests of members.

Further information and details of the club's forthcoming activities are available from **George Tollefson G7OAM** on (01722) 329398 or from **Dick Fox G0MZI** on (01722) 337711.

Secretary **Mr D. Webster** has written in with information about the **Dukeries Amateur Radio Society**. Meetings are held at the Ambleside Community Centre, New Ollerton, Notts on the 2nd Tuesday of each month at 7pm. The club callsign is **G4XTL**.

All visitors are welcome and if you have any enquiries, they should be addressed to **Mr D. Webster 2E0AMK** at 2 Ambleside, New Ollerton, Newark, Notts NG22 9UR or 'phone on (01623) 860476.

Members of the **Reading & District Amateur Radio Club** meet on the 2nd and 4th Thursday of every month at Woodford Park, Woodley, Berkshire. Meetings start at 8pm.

The secretary is **Peter Swynford G0PUB**. Peter can be contacted on (01734) 617388 or mobile (0956) 117069.

The **South Normanton & District Amateur Radio Club** meet at the Community Centre, New Street, South Normanton every Monday (except Bank Holidays) at 7.30pm. The club has a varied programme of events and provides Novice and c.w. instruction.

Following the AGM, there is now a new chairman, **Mick Bullock 2E0AAL** who offers a welcome to all new members. Further details are available from the Secretary **Russell Bradley G0OKD** on (01773) 863892.

The **Wincanton Amateur Radio Club** meet on the 1st and 3rd Monday (2nd and 4th if the 1st is a bank holiday) of the month at 7.30pm at King Arthur's Community School, West Hill, Wincanton.

Just a few up and coming events are: June 17 - Club night night with RSGB video at club QTH, 30th - The Longleat Amateur & Computer Rally, July 1 - A talk on UKRS by one of it's co-founders **Greg Reilly-Cooper G0MAM**. Greg is well known in the Nottingham area for his on going work with RAYNET. This is one not to be missed and on July 8th there is a committee meeting at **Tims's QTH G6RCT** at 1930hrs.

For more information contact **Tim Stellar G6RCT** on (01963) 31788.

Send your club information to Zoë Shortland at the PW Offices.

Q:

WHY BOTHER TO SUBSCRIBE TO THE UK'S BEST SELLING AMATEUR RADIO MAGAZINE?

A:

BY SUBSCRIBING YOU'LL GET THE EXTRA BENEFITS OF:

- Getting *PW* delivered direct to your door every month.
- Avoiding cover price rises during the period of your subscription.
- Making extra savings on special offers throughout the year.
- Receiving your copy before *PW* goes on general sale.
- **AND** when you subscribe this month you'll receive a *Practical Wireless* **HANDY REFERENCE CHART, 2m REPEATER DATACARD and a 70cms REPEATER DATACARD absolutely FREE!**



Subscription Rates:

UK	£25
Europe (1st Class)	£30
Airsaver	
(Rest of World)	£32
Airmail	
(Rest of World)	£37

Taking out a subscription is easy. All you have to do is to fill in the Order Form on page 62 of this issue or telephone the *PW* Credit Card Hotline on (01202) 659930 and quote PW7, then sit back and wait for your issues to come through your letterbox.

Isn't it time you subscribed to *Practical Wireless* and got the VITAL COMPONENT to bring your hobby to life?

RADIO

Compiled by Zoë Shortland

1996

June 16: The Newbury & District Amateur Radio Society are holding their 9th Annual Radio Boot Sale at the Recreation ground, Cold Ash, Newbury, Berkshire. The site is just under two miles from the A4/A34 road junction and is well signposted. Admission and parking free for buyers and a generous plot will be available at £8 to those selling. Access allowed to the site for setting up from 8am. Refreshments/toilets/disabled parking and children's playground on site. Talk-in with GB4NBS on S22. Further information from George on (01488) 682814.

***June 30:** The 39th Longleat Amateur Radio and Electronics Rally, organised by the Bristol Group of the Radio Society of Great Britain will be held at Longleat Park, near Warminster, Wiltshire. A major feature of the rally will be the Bring & Buy section. There are also all the other usual Longleat facilities such as the Safari Park, House and beautiful lake and grounds. Gordon G0KGL on 0117-940 2950.

***July 13:** Cornish Radio Rally. More information from Ken G0FIC on (01209) 821073.

July 14: The 16th Sussex Amateur Radio & Computer Fair is being held at the Brighton Race Course from 10am to 4pm. There will be over 100 trade stands, free parking and admission is only £1.50. The rally is one of the largest in the South of England. Refreshments and bars at reasonable prices. A rally not to be missed! (01273) 501100.

July 21: The 13th McMichael Mobile Rally and Car Boot Sale will take place at the Haynill Youth and Community Centre, Burnham Lane, Slough, near Burnham Railway station. Talk-in on S22. Doors open at 10am and admission is £1.50. Car boot sale £7 per pitch on the day (no advance bookings). For trade bookings, contact Chris G0MZN on (01734) 874870. Other details from Dave G3SET on (01628) 486554.

July 28: The Rugby ATS 8th Annual Radio Rally will be held at the BP Truckstop on the A5, three miles east of Rugby and just 2.5 miles North west from junction 18 of the M1 motorway. Doors open from 10am and admission is £1 per car and facilities include a good cafeteria and toilets. Talk-in on S22 by GB8RRR. Further details from Peter on (01455) 552449 or Steve (for bookings) on (01788) 824214.

***July 28:** The Scarborough Amateur Radio Society Amateur Radio, Electronics and Computer Fair will be held at The Spa, South Foreshore, Scarborough. More details can be obtained from Ross Neilson G4ZNZ on (01377) 257074.

August 11: The 39th Annual Derby Mobile Rally takes place at the Littleover Community School, Pastures Hill, Littleover, Derby. Doors open at 9.30am. The school is located off the A5250 (Burton Road) south of Derby, one mile south of the village of Littleover and the A5111 Derby Ring Road. There will be a large flea market, tables by the hour, wide range of radio and computer traders, monster radio & computer junk sale run by the society - with silly prices, famous for many years, starts at 11am. There will also be a wide range of refreshments available. Ample accommodation if wet. Martin G3SZJ, QTHR. Tel/FAX: (01332) 556875.

***August 11:** Flight Refuelling ARS Hamfest 96 will take place at the Flight Refuelling Sports Ground, Merley,

Wimborne, Dorset. The event will run from 10am to 5pm and will include the usual mix of traders, Bring & Buy, craft exhibitors, car boot sale and field events. Talk-in will be on S22. Richard Hogan G4VCQ on (01202) 691021.

August 16: Cockenzie & Port Seton Amateur Radio Club Radio Junk Night will be held from 1830 to 2130 in the Cockenzie & Port Seton Community Centre. Bring along your own junk and sell it yourself. Tables will be provided free of charge on a first come first served basis. Entry fee £1 and refreshments will be available. All money raised to go to the British Heart Foundation. Bob GM4UYZ on (01875) 811723.

August 18: The Red Rose Rally is being held at Horwich Leisure Centre, Victoria Road, Horwich, Nr. Bolton of J6 M61. There will be a cafe, bar, Bring & Buy, RSGB stand, special interest groups, parking for 300 cars, free cash draw every hour, children's activity room up to seven years, supervised by parent. Doors open at 10.30am and admission is £1, free for children. Talk-in on S22. Albert G7RZW on (01204) 62980.

August 18: The 7th Great Eastern Rally is to be held at the Cattle Market, Hardwick Narrows, Kings Lynn. Doors open at 10am (9.45am for disabled visitors). There will be an outdoor car boot area, a spacious indoor area with national exhibitors, a Bring & Buy, talk-in on S22, free parking, refreshments on site, easy access for disabled. It is a good family day out with Sunday car boot nearby and close to Hunstanton Beach & Sandringham House. For bookings and information contact G0BMS on (01553) 765614 or at GB70PC or E-mail leo@feline.conqueror.co.uk

August 25: The Galashiels and District Amateur Radio Society Open Day and rally will be held at a new and larger venue, The Volunteer Hall, St. John's Street, Galashiels from 11am to 4pm. There will be a Bring & Buy, refreshments and a raffle. Talk-in on S22. (01896) 850245 or (01896) 755943 evenings only.

August 25: East Coast Amateur Radio & Computer Rally, Clacton Leisure Centre, Vista Road, Clacton-on-Sea. Sharward Promotions, Upland Centre, 2 Upland Road, Ipswich, Suffolk IP4 5BT. Tel: (01473) 272002.

August 26: The Huntingdonshire Amateur Radio Society Annual Bank Holiday Monday Radio Rally is to be held at Ernulf Community School, St Neots, Cambridgeshire. Doors open at 10am and admission is £1. Refreshments available. Talk-in on S22. Further details from David Leech G7DIU on (01480) 431333.

If you're travelling a long distance to a rally, it could be worth phoning the contact number to check all is well, before setting off.

The Editorial staff of *PW* cannot be held responsible for information on Rallies, as this is supplied by the organisers and is published in good faith as a service to readers.

If you have any queries about a particular event, please contact the organisers direct.

Editor

* Practical Wireless & SWM in attendance

Win IC-706

'TOP TO TWO' COMPETITION

AN ICOM IC-706 HF & VHF MOBILE TRANSCEIVER WORTH OVER

£1000!

Donated by Martin Lynch & Son of the Amateur Radio Exchange Centre

Final Part

Martin Lynch has very generously donated an IC-706 together with 10 of his T-Shirts printed with his logo as prizes for this very special competition.

FIRST PRIZE: IC-706, a Martin Lynch T-shirt & a three year subscription to *Practical Wireless*.

SECOND, THIRD & FOURTH PRIZES: A Martin Lynch T-shirt & one year subscription to *Practical Wireless*.

SIX RUNNERS-UP PRIZES: A Martin Lynch T-shirt

How To Enter

All you have to do is answer the three multiple choice questions below, (all the answers can be found in this issue), get your answers from the May & June issues and then tick the appropriate answer boxes on the form below. Don't worry if you've missed a set of questions as back copies of the May & June issues of *PW* are available from our Post Sales Dept. on (01202) 659930.

QUESTIONS

Q1: What do the initials F B stand for in Samuel Morse's name?

- A. Flynn Baker B. Frederick Brown C. Finley Breese

Q2: How much is the IC-706 prize worth?

- A. Over £3000 B. Over £1000 C. Over £1500

Q3: On which band does the Simple Loop Antenna operate as described by G4BXD?

- A. 1.8MHz B. 10MHz C. 28MHz

MARTIN LYNCH
& Son

THE AMATEUR RADIO EXCHANGE CENTRE

IC-706 Entry Form

May Answers

- Q1 A B C
Q2 A B C
Q3 A B C

June Answers

- Q1 A B C
Q2 A B C
Q3 A B C

July Answers

- Q1 A B C
Q2 A B C
Q3 A B C

Name

Callsign

Address

Postcode

If you do not wish to receive future mailings as a result of entering this competition please indicate.

Send your entry (photocopies acceptable with corner flash) to: **IC-706 Competition, PW Publishing Ltd., Arrowsmith Court, Station Approach, Broadstone, Dorset BH18 8PW.** Editor's decision on the winner is final and no correspondence will be entered into. Closing date for entries is **Friday 26 July 1996.**

The MFJ-9406 50M

By David Butler G4ASR

David Butler G4ASR puts the new MFJ 50MHz 'budget priced' s.s.b. transceiver through it's paces to discover it's potential on the 'Magic Band'.

As a keen 50MHz DXer I'm always pleased to see new equipment being developed for use on this exciting band. And I was even more pleased when I was asked by Rob Mannion G3XFD if I would like to get my hands on the latest delivery from the MFJ stable to review it for PW!

In recent years a number of the major manufacturers have been producing transceivers that cover the h.f. bands and the 50MHz band as well. Of course these all singing, all dancing rigs do have an obvious attraction but they also have one major drawback!

You can end-up paying a fair amount of your hard earned cash on facilities that you don't want or are not allowed to use. Indeed, for a number of operational reasons, many DXers prefer not to put all their eggs into one basket opting instead to use separate transceivers for different bands.

The radio I'm reviewing is tailored specifically for single band 50MHz operation...admirably fitting the bill. And because it's an entry level transceiver the price won't make a big dent in your bank balance either.

Transceiver Coverage

The MFJ-9406 is a 10W s.s.b./c.w. transceiver with coverage encompassing the band 50.000 to



50.300MHz. Although the 50MHz band in the UK is 2MHz wide, this 300kHz frequency slot adequately encompasses all of the present activity to be found on both s.s.b. and c.w. modes.

If conditions are right you'll be able to explore all of those exotic propagation modes that I've been describing recently in my 'VHF Report' column. These can include sporadic-E, F2-layer, aurora, meteor scatter, tropo and many more besides.

The transceiver covers the beacon and c.w. areas of activity (at the l.f. end of the band). It also covers all of the DX segment (approximately 50.090 to 50.150MHz) and frequencies used for local communication, centred on 50.200MHz.

Within Europe, a number of countries have much narrower allocations than we're fortunate to have been granted in the UK. These include for example France and Andorra (no operation allowed below 50.200MHz) and Italy (a 25kHz slot around 50.160MHz). Importantly this transceiver covers all of these and similar allocations throughout the world.

Another feature of the MFJ-9406 is that it uses energy efficient analogue circuitry and is thus suitable for both fixed station, portable or mobile

operation. Because of it's low power drain the unit can either be operated from a fixed 13.8V power supply unit, a NiCad battery pack or an optional MFJ-4110 wall socket transformer and regulator module.

Low Noise Receiver

Now I'll take an in-depth look at the receiver. This basically comprises of a single-conversion superheterodyne using a 10MHz intermediate frequency (i.f.) and an analogue variable frequency oscillator (v.f.o.) running on the low-side at 40MHz.

At the front-end of the receiver a four-pole band-pass filter pre-selects the incoming signal before being amplified in a low noise preamplifier. Following amplification, the signal is passed to an active mixer and mixed with the v.f.o. frequency.


The resultant 10MHz i.f. is then filtered by a six-pole crystal ladder filter and passed through to an automatic gain controlled (a.g.c.) amplifier and subsequent product detector. This detector demodulates the incoming s.s.b. signal and also provides audio-derived gain adjustment for the a.g.c. amplifier. Finally, the demodulated audio signal is amplified and passed to an internal speaker.

Filter Type

The transceiver uses a conventional filter-type transmitter to generate the s.s.b. signal. Audio from the microphone is amplified and passed to a balanced modulator.

The double-sideband output signal, at 10MHz, is then filtered by the six-pole crystal ladder filter, as used in the receive side. The filtered u.s.b. signal is then compressed

Practical Wireless, July 1996



Hz Transceiver



Six SSB On A Budget!



using a 'syllabic' speech processing technique which is claimed to provide up to 6dB of signal punch.

Mixing of the signal with that of the v.f.o. is carried out to provide a resultant output within the 50MHz band. The v.f.o. incidentally is produced by mixing a free-running oscillator at 6MHz with a 34MHz crystal controlled oscillator to produce a final output frequency from 40.0 to 40.3MHz.

Finally, the s.s.b. signal at 50MHz is passed to two radio frequency (r.f.) amplifiers before being presented to the power amplifier (p.a.) stage. This final amplifier uses a ballasted common-emitter device operating in Class AB to develop 10W peak envelope power (p.e.p.) output.

A seven-element low-pass filter following the p.a. output matching network reduces harmonics and spurious content. This aids in the reduction of interference to radio and television apparatus.

Compact Transceiver

The MFJ-9406 transceiver is very compact. It measures 170mm wide, 60mm high and 150mm deep.

The main chassis is of pressed steel construction with a tough vinyl-clad case. The front comprises a brushed aluminium panel which gives a pleasing finish.

The front panel is simply laid out with controls for main tuning, fine tune and volume. The power switch, microphone and Morse key input sockets are also located on the front panel as is an l.e.d. to indicate when the transmitter is keyed.

An analogue meter displays signal strength on receive and doubles as an indicator of microphone processor gain on transmit. On the rear panel are

Practical Wireless, July 1996

located sockets for 12V power, external amplifier control and an SO-239 for the antenna connection. Also located at the rear is a screwdriver slot for microphone gain adjustment.

All circuitry associated with the transceiver are located on a single high quality through-plated printed circuit board (p.c.b.). The board is screen-printed with each component being individually identified.

Alignment adjustments and test points are clearly marked. I liked these features very much as they are a great aid when it comes to any possible servicing of the equipment outside of the warranty period.

All components are wire-ended, no surface mount technology (s.m.t.) here, another great aid to do-it-yourself. I should also add at this point that I found the instruction manual to be very informative. Not only did it include a complete circuit diagram and explanation of all circuitry but it also gave a comprehensive tune-up guide and technical assistance contact points.

Operating The Radio

Now it was time to actually put the transceiver to test. (I don't know if you're like me but when I get a new radio out of the box I want to be able to play with it right away).

Unfortunately it wasn't immediately possible with the MFJ-9406 because there's no power lead supplied. So, it was out with the soldering iron, find some solder and side-cutters, hunt around for some suitable cable and then terminate the wires onto the supplied plug. (Yes I know it's a budget price radio but I'm sure it wouldn't have been too much trouble to supply it with a power lead!).

Operation of the radio is very simple. With the receiver switched on it was gratifying to hear the background noise increase when the antenna was plugged in. I say this because it immediately indicates that the receiver has sufficient sensitivity.

Simply put, if you cannot detect an increase in (sky) noise when you connect your antenna into a 50MHz receiver then it's totally deaf and needs corrective action!

The sky noise temperature at

50MHz is quite high and is basically the inherent background noise that is always present. (Fitting an external low noise amplifier or designing a radio with a super low noise front-end is a total waste of time as the limiting factor is the background noise. You won't achieve any more sensitivity, you'll only end up overloading the receiver).

Tuned Around

I immediately tuned around the band looking for a signal but, typically for the 50MHz band, none were to be heard. (Unfortunately I was testing the radio in March/April when there is always a distinct lack of 'popular' propagation modes).

I could however, hear the GB3NHQ beacon some 200km away from my QTH coming in at its normal 569 signal. So, there was nothing for it but to put out a CQ call having first checked that the microphone gain control was correctly adjusted. This is simply achieved by speaking normally into the microphone and adjusting the microphone gain potentiometer for correct deflection on the front panel meter.

My CQ call was immediately replied to by G7MWW (located in the Forest of Dean). He then reported that my transmission sounded very distorted. I listened on my monitor receiver and sure enough it did sound distorted.

I then carried out some tests during which I ascertained that the receiver was also badly out of alignment. Tuning in an s.s.b. signal gave indications to my well trained ear that all was not well.

I had no doubt that the six-pole crystal lattice filter, common to both transmit and receive, was very much mis-aligned. Furthermore the balanced modulator was also mis-aligned as I could detect a large amount of injected carrier.

Unfortunately I was not able to carry out further testing with G7MWW as after only six minutes use the transmitter stopped working. I could just detect the transmitted signal weakly on my monitor receiver so I suspect that something in the driver/p.a. department had failed.

Two weeks later I received

MFJ-9406

Continued from page 23

After seeing a copy of G4ASR's review, Jeff Stanton G6XYU sent us the following comments:

As MFJ's largest export customer, Waters & Stanton have the opportunity to test and publicise pre-production and prototype products from this prolific manufacturer. The first two 6m (50MHz) rigs which David Butler G4ASR had were early prototypes and as soon as we heard of the problem we passed this back to MFJ who modified actual production and now we are not seeing this problem with the transceiver. Similarly, we asked for a headphone socket to be provided at some future stage. MFJ plan to include a d.c. lead free of charge in the next production.

Jeff Stanton G6XYU

another MFJ-9406 from the importers, Waters & Stanton. I immediately plugged it in, having kept the original power lead!

Straightaway it was obvious to me that this radio was a completely different animal from the first review model. I heard two local stations having a 'rag chew' and decided to join them.

But first I did some tuning tests to see how the controls felt. I must admit that I thought I would have trouble tuning in stations quickly and accurately with the 'coarse' analogue tuning mechanism.

Pleasantly Surprised

However, I was pleasantly surprised. The tuning was very smooth and agile and it was very easy to 'zero in' on stations. The fine tune control, which gives $\pm 3\text{kHz}$ tuning either side of nominal, actually seemed a little academic because of this. Some operators might need it but I certainly didn't.

Although I didn't have time to carry out any proper measurements the selectivity provided by the crystal filter seemed excellent and well matched for s.s.b. communication. However it should be noted that there's an awful lot of difference between two stations having a 'rag chew' on a flat band compared to an intense summer

My thanks go to Waters & Stanton Electronics of 22 Main Road, Hockley, Essex SS5 4QS. Tel: (01702) 206835, FAX: (01702) 205843, for the loan of the review transceiver which costs £269.95.

There are various accessories available for use with the MFJ-9406, these include:

Accessories	Order Code	Price
CW Adapter	MFJ-416	£45.95
50MHz a.t.u.	MFJ-903	£49.95
50MHz a.t.u./Wattmeter	MFJ-906	£84.95
13.8V p.s.u.	MFJ-4110X	£39.95
Portable NiCad p.s.u.	MFJ-4114X	£76.95

Sporadic-E opening!

My only criticism in the tuning department refers to setting a frequency. I was actually unable to set the receiver accurately to any specific frequency.

The printed dial is calibrated every 100kHz with indicating marks every 25kHz. Tuning to a specifically marked frequency on the scale, 50.2MHz in this instance, and checking on my monitor receiver showed I was 2.8kHz off frequency.

Next I made a guess at where 50.110MHz, the DX calling channel, was. (Don't forget that the nearest calibration marks are at 50.100MHz and 50.125MHz.) In this case I was over 4kHz out. I suspect if you own one of these transceivers you'll end up with a dial full of ball-pen marks of your favourite frequencies!

Finally it was time to join those two stations, GIURJ and GIUPX, who I heard having the 'rag chew'. Both are located in Oxfordshire, about 120km away from my QTH so I was pleased that the 10W was reaching them on tropo.

Each station then gave me critical reports of signal quality. The operator at GIURJ said the audio quality sounded very good and GIUPX was very similar in his appraisal reporting that the rig possessed nice audio with a good treble sound.

First Time Buyer

Because this is an entry level radio, possibly for the first time buyer with a limited budget, this transceiver won't have all the bells and whistles of a top of the range rig. So, what features did I really miss compared to my top of the range radio costing six times more than the MFJ-9406?

Ignoring such things as eight selectable i.f. filters, 100 memories, three v.f.o.s, high power, etc. it actually came down to two specific features. The first, surprisingly, was the lack of a headphone socket. I'm sure MFJ could have easily fitted one in.

Secondly, there was the lack of c.w. operation. Yes, I know there's a key socket on the front panel but you actually need to buy the optional MFJ-416 external c.w. module to make the rig work on this mode.

After a week of operation with the replacement rig, the audio stage failed. That's a pity really because I actually enjoyed using this radio. It's receive performance, both sensitivity and selectivity were very good and stations praised the transmitted audio signal. It's a shame it was all let down by the quality control.

PW

Manufacturer's Specifications

Receiver Section

Frequency coverage	50- 50.300MHz
Receiver type	Single-conversion Superhet
Frequency control:	Heterodyne v.f.o.
Intermediate frequency	10MHz
Intermediate freq. selectivity	-6dB @ 2.5kHz
Automatic gain control	Audio-derived 70dB dynamic range
Sensitivity	0.15 μ V for 12dB S/N
Audio output	1W into 8 Ω at 10% THD
Average receive current	60mA (S-Meter bulb disabled)

Transmitter Section

Power output	10W p.e.p.
Matching (v.s.w.r.) tolerance	3:1 Maximum
Peak transmit current	2A
Speech processor	r.f. compression, syllabic rate
Spurious attenuation	60dB
Microphone input	600 Ω dynamic
Morse (c.w.)	600Hz tone (optional generator)



COLOMOR (ELECTRONICS) LIMITED

VALVES WANTED - NEW & BOXED

KT66 - GEC.....£35 each	DA100 - GEC.....£100 each
KT88 - GEC.....£50 each	4212E - STC, UK...£100 each
EL34 - Mullard.....£12 each	PX25 - Globe shaped. £90 each
EL37 - Mullard.....£10 each	PX4 - Globe shaped...£50 each
DA30 - GEC.....£80 each	ECC83/EF86.....£3 each

WE ALSO BUY OTHER TYPES OF NEW AND USED VALVES, AMPLIFIERS, TEST EQUIPMENT & COMPONENTS. FACTORY & WAREHOUSE CLEARANCE. CONFIDENTIALITY ASSURED!

Telephone or Fax list for offers.

Day Tel: 0181-743 0899 Fax: 0181-749 3934

Colomor (Electronics) Limited
170 Goldhawk Road, London W12 8HJ

Evening (to 10pm) Tel/Fax 01403 782275 Please quote ref PW

FAIRHAVEN RD500

A NEW KIND OF RADIO RECEIVER

G4ZPY PADDLE KEYS INTERNATIONAL

Manufacturers of Hand Crafted Pump (Straight) Keys and Paddle Keys.
A selection of 57 to choose from. All Keys are made to order.

Phone your order or send SASE or 2 IRC's for our brochure
41 Mill Dam Lane, Burscough, Ormskirk, Lancs L40 7TG
Phone/Fax; (0) 1704 894299

EASTCOMM

Europe's Largest Amateur Radio Showroom

PROFESSIONAL WIRE ANTENNAS

SIGMA

COMMUNICATION PRODUCTS

Sigma wire antennas are the fastest selling range of wire antennas. Now with over 150 models available, there's one for each location.....

For full catalogue send 4 x 19p stamps.

VIBROPLEX

MORSE KEYS

When only the best will do.

Coming soon, after 100 years of waiting... ..the Vibroplex

STRAIGHT KEY!

For a catalogue detailing the full range of morse keys and accessories, send 4 x 19p stamps.

RF1 ANTENNA ANALYSER

This pocket-sized RF Analyst connects to any antenna and instantly reads out Impedance/SWR/Inductance/Capacitance at any frequency 1.2 to 35MHz.

£159.95 Inc P & P

"Mosley USA.....

a better antenna !"

For a 30 page catalogue, detailing the finest range of HF Beams & Vertical Antennas, send 4 x 19p stamps.

Eastern Communications, Cavendish House, Happisburgh, Norfolk. NR12 0RU. Monday - Friday 9.00 - 5.30, Saturday 9.00 - 4.00

VISA - ACCESS - AMEX

01692 - 650077

RSGB - DELTA - SWITCH

C.M. HOWES COMMUNICATIONS

Mail Order to: Eydon, Daventry,
Northants. NN11 3PT
☎ 01327 260178



SSB/CW Receiver

The DXR20 covers 20, 40 & 80M bands with optional extra band modules for 160M, 30M, 15M or 10M amateurs or 5.45MHz or 11.175MHz HF air. Many high performance features!

DXR20 Kit: £39.90

DCS2 "S meter" Kit: £10.90

HA20R h/ware pack: £28.90



SWR Indicator

Build a great looking SWR bridge with the SWB30 kit and the new HA31R hardware pack. 160 to 2M bands, 30W. Custom aluminium case with printed and punched front panel, sockets, switch, knobs, nuts & bolts etc.

SWB30 Kit: £13.90

HA31R hardware: £18.90



Morse Oscillator

The ST2 Sidetone/ practice oscillator gives a nice sinewave note. Plenty of volume. Works from your key or by RF sensing.

ST2 Kit: £9.80

HA12R hardware: £10.10



Dual Bandwidth Audio Filter - £29.80!

Clean up your reception!

• Reduce noise and interference! • Sharp SSB/Speech filter with faster roll-off than IF crystal filters! • 300Hz bandwidth CW filter • Printed and punched front panel • All aluminium case • Simply connects between radio and external 'speaker or 'phones • Suits all general coverage receivers & transceivers • ASL5 Kit plus HA50R hardware: £29.80

Great projects to build with HOWES KITS!

AA2 150kHz to 30MHz Active Antenna

The neat compact answer for those with limited space, holiday use, mobile operation etc. Two selectable gain settings, local or coax powering (12 to 14V). Good strong signal performance, IP3 +38dBm. Easy to build, and much liked by customers!

AA2 Kit: £8.90

Assembled PCB Module: £14.90

AA4 Active Antenna for scanners

Covers 25 to 1300MHz. Broad-band performance in a neat, compact package. Just 410mm (16") long. Excellent performance in a small space!

AA4 Kit: £19.90

Assembled PCB Modules: £28.90

AB118 Air-band Active Antenna

Optimised for long distance reception on 118 to 137MHz air-band. Tuned antenna with pre-amp & band-pass filter. Hear ground stations you've never heard before!

AB118 Kit: £18.80

Assembled PCB modules: £27.90

MB156 Marine Band Active Antenna

156 to 162MHz marine band active antenna system. "Pulls in" those distant signals!

MB156 Kit: £18.50

Assembled PCB modules: £27.60



Top Value Receiving ATU

CTU8. Covers 500kHz to 30MHz. Matches antenna impedance and helps reduce spurious signals and interference in the receiver. SO239 sockets.

Kit (inc. hardware): £29.90

Factory Built: £49.90



Receiving ATU with balun

CTU9. All the features of the CTU8 plus a balun for balanced feeders, bypass switch for VLF etc. Additional terminals for balanced inputs, single wire and earth.

Kit (inc. hardware): £39.90

Factory Built: £69.90

Please add £4.00 P&P, or £1.50 P&P for electronics kits without hardware.

HOWES KITS contain good quality printed circuit boards with screen printed parts locations, full, clear instructions and all board mounted components. Sales, constructional and technical advice are available by phone during office hours. Please send an SAE for our free catalogue and specific product data sheets. Delivery is normally within seven days.

73 from Dave G4KQH, Technical Manager.

Morse Methods




By John Goodall GOSKR

John Goodall GOSKR describes several methods he used when trying to learn Morse code, but begins with a little history just to remind us how it all started.

Above: John GOSKR uses a Stillwell 'Rolls Royce' of Morse keys in his shack.

There are a variety of Hi-Mound keys available, pictured here are the HK-705 and HK-708.



Samuel Finley Breese Morse, 1791 - 1872, devised the code named after himself. Morse Code. But I often wonder just how many radio operators, who use Morse code, ever look to the man who started it all.

All those years ago this code was transmitted over land by wire, using simple make and break of an electrical circuit. Only the advanced methods of sending and receiving the code has changed over the years.

From that early journey on the Steamship *Sully*, in 1832, when Samuel Morse devised it, to the present day, the code has changed little. During the late 1800s speeds of some 70w.p.m. were regularly being sent and received via cable.

Regular radio communications with Morse code was being used by Marine operators during the early 1900s. Putting on my retired hat (or helmet!) this reminds me of a particular piece of radio history.

The arrest of a well-known arch villain from the past, Dr. H. Crippen, was achieved by Morse Code. Dr. Crippen had brutally murdered his wife and with mistress in tow, had set off for Canada on the *SS Montrose*.

The Captain of the vessel soon became aware of the true identity of this passenger and partner. He sent a Morse Code radio message direct to the Commissioner, New Scotland Yard. As a result Crippen was duly arrested and brought to justice.

Fascinating Sound

Over 35 years ago I first became fascinated by the sound of Morse Code. The musical notes emitting from the loudspeaker of the old 19-set proved simply mysterious.

What were those Dots and Dashes - oh? Forgive me, I must start as I mean to go on - Dits and Dahs! - what were they saying.

I must surely be able to learn how to read this 'ere Morse Code. After all I was a budding musician, and the grey cells were as sharp as a razor. However, many years were to elapse before I was to be rewarded with that pleasure.

I tried to learn the code using books, tapes and even early computer programs, all unsuccessfully. During the 1970s, short wave listener **Bill Bennett** of Coventry, couldn't push or kick me to success.

Despite his ability to read Morse at a steady rate, Bill tried tirelessly to teach me. Many hours of frustration usually ended with a mug of tea and 'Another day tomorrow!' I must have been a lousy pupil!

After my retirement, in the late 1980s a move to the sunny South Coast followed. Sometime later, by chance, I bumped into **Rob Mannion G3XFD**, Editor of this very magazine.

Rob listened to my tales of failure and offered to help. Monday evenings for over three months saw me undergoing the Three M's. 'Mannions Morse Method' (MMM)! *PW June 1995 carried the article 'Mannions Morse Method', back copies available for £2.30 on (01202) 659930. Ed.*

Allow me a brief description of MMM. Nothing special, Rob would say, but the proof of the pudding is in the eating. As with most Morse learning processes, the alphabet and

numerals were mastered first.

This I found not too difficult as I had been trying for 35 years! With the aid of the **Datong D70 Morse Tutor**, several groups of letters were first played at 7w.p.m. with maximum delay (3 seconds) between characters. Rob announced and copied the correct letters and the pupil, myself, copied, hopefully, likewise.

Answers were then checked and corrected and the whole process repeated. The Morse sessions lasted no more than one hour, with a compulsory half-time tea break. The 'delay' between characters is gradually reduced and speed increased.

I have used the MMM system with several pupils of my own and it certainly works. Once a satisfactory speed and copy result have been achieved, progress to the test format must follow. This should ideally be on a one-to-one, hand sent basis.

Varied Applications

Many varied applications for learning Morse Code are available. I will say at this point that no one method suits everyone. Each person should turn to the one that he or she is most comfortable with.

No matter what method an individual chooses to use, here is an important tip. From the start, the character speed should be set as near as that of the final speed required, with a large thinking time gap between letters (This is Rob's method).

The thinking gap can be progressively reduced until the correct overall timing is achieved. Reducing this gap, or thinking time, gives the impression of increasing the overall speed.

One favourite method of mine, tried and tested over the years, is that of **Margaret Mills G3ACC**. She advocated several lessons with set letters to be learnt for each lesson.

Margaret's method again uses a trained operator or a programmable computer program. Her methods were excellent up to and including the old style Morse test.

However, the test is now in QSO style format. A change has therefore to be made to move to QSO format sending and receiving exercises.

Computer Programs

Computer Programs are readily available for learning Morse Code. These again are many and varied. Some are good and some are not so good, but there are far too many to list here.

I am not a believer in sticking with computer generated Morse right up to the test. However, that is my personal view and I do know of test candidates who have done just that - and passed. I also know of many who have failed!

I feel it's often far better to have some one-to-one hand sent Morse prior to the test. After all, the 12w.p.m. Morse test is hand sent!

One program I was impressed with was the Supa-Tuta Morse Tuition System from **Derek Brandon G4UXD**. A single 3.5in disk for IBM (or compatible) computers, gives an extremely comprehensive Morse Tutor.

Do not be fooled by the single disk. This is one powerful program!

The Supa-Tuta Morse Tuition System has a vocabulary of no less than 4260 words, character speeds of between 10 and 100w.p.m., random letters, random numbers, random callsigns (over 3000 stored), no less than 150 ready made QSO format practice Morse Tests, punctuation, abbreviations, Q-Codes, choice of 238 'three minute' plain text, Class A or Novice and a host of other useful goodies.

The price of the disk at only £10.99, does not reflect the power of this program. You can even stick your key into your PC, and it will read your sent Morse Code. A shock for a few who have never tried that before! It doesn't like badly sent Morse!

Learning The Alphabet

A mention at this point on learning the alphabet. One of the methods employed by the Royal Signals is the Flip Card system. The cards are similar to playing cards but have Morse characters on one side, with the respective letter, number or punctuation on the other.

I use a pack of Flip Cards for teaching from square one, with both Class A and Novice and find them a very useful item for Morse Instructors.

The cards can still be obtained from **Flip Cards, Longheadland, Ombersley, Worcester. Tel: (01905)**

Suppliers Details

Derek Brandon G4UXD, 1 Woodlands Road, Saltney, Chester CH4 8LB. 'Supa-Tuta', Tel: (01244) 683563.

Derek Stillwell Engineering, 27 Lesley Owen Way, Shrewsbury, Shropshire SY1 4RP Tel: (01743) 354119.

F. H. Watts G5BM, Samson Keyers, Woodland View, Birches Lane, Newent, Gloucester GL18 1DN.

Kent Keys, 243 Carr Lane, Tarleton, Preston, Lancs PR4 6BY. Tel: (01772) 814998.

South Midlands Communications, S.M. House, School Close, Chandlers Ford Industrial Estate, Eastleigh, Hants SO5 3BY. Tel: (01703) 255111.

Waters & Stanton Electronics, 22 Main Road, Hockley, Essex SSS 4QS Tel: (01702) 206835.

620000. (Flip Cards operate a Mail Order service).

Comfortable Key

Learner or accomplished sender, it matters not, when it comes to sending Morse, find a key that feels comfortable. It is no use paying the earth for a gold plated key on a mahogany or marble base, if the damned thing isn't comfortable to use.

Individual choice may just point you to the most cheap and cheerful. If you are just getting into the Morse scene, or have been in it for ages and are not happy with your key, why not pop along to your local Emporium and ask to try several keys. There's nothing worse than 'pump handle elbow'!

Position the key on a level surface, in a place comfortable to the operator. Try not to position the thing so you have to stretch to reach it remember you may be operating for quite a time.

A nice relaxed pose is ideal. Once a suitable location has been found for the key, try fixing it in place with a couple of lumps of the old Blu Tak!

Even with heavy based keys, they can still move around the operating area. There's nothing worse than half way through a QSO if you end up chasing the key all over the shack!

Individual preferences dictates how your fingers and thumb should be on the knob of the key. I usually recommend the first and second finger lightly resting on the top of the knob, with the thumb positioned just under the rim of the knob. But each to his own preference and what is best for the individual.

The movement should be from fluid and from the

wrist. Don't stab at the thing as though you are chopping an onion! Smoothness is what it's all about.

Keys Available

Hi-Mound produce a wide variety of keys, with a budget class key the HK-705 at around £40. The HK-708 Standard Key sells for around £50 and is one of the most popular of the range.

Kent Keys have been around for quite a time, and the size and feel of the traditional Kent straight key is a pleasure to all. This low profile traditional brass pump handle is a joy to use and available at around £60.

A relative newcomer to the world of Morse Keys is Watson. They produce hand-made keys out of brass with solid wood bases. From the GME model at around £35, to the GMV at around £50, they are very well made and comfortable to use. (Hi - Mound, Kent and Watson keys are available from South Midlands Communications, Kent Keys and Waters and Stanton).

The key I use in my shack is a wonderful piece of engineering from Stillwell Engineering. A solid brass


Kent Keys produce a wide range of keys and keyers.



Morse Methods

Continued from page 27

Watson keys are hand-made from brass with solid wood bases.



key on a marble base.

Stillwell's key is high precision engineered throughout and is smoothness at its best when in operation. Truly a 'Rolls Royce' of Morse keys.

Paddles And Keyers

Paddles and keyers are the next thing for the enthusiast to venture into. This area is a vast market with something for everyone. Too vast indeed to include all within this article

However, sometime ago I had the pleasure of testing a range of Samson keys. A new addition to this range is the ETM 9C-X3.

The ETM 9C-X3 is a CMOS controlled keyer with built-in paddles. It features state of the art technology having a host of functions.

Variable speeds from 5 - 60w.p.m. with ultra speeds from 70 - 990w.p.m! Memories for over 1500

The ETM 9C-X3 is just one of the keyers available in the Samson range.

characters. Some keyers with built in paddles have the paddle blades too high from the operating

surface. Not so the ETM 9C-X3 has its blades in a very comfortable position and tireless to use.

The ETM 9C-X3 is powered from three AA batteries and would be a favourite in any shack. It is available from the sole UK supplier **Frank Watts G5BM**.

Operating paddles with a keyer does take some time to get used to. Again, comfort is the all essential factor.

Have the paddles placed where you are relaxed and comfortable and resting the wrist on the operating surface does help. In right-handed operation the left blade sends dits and the right one sends dahs. This obviously can be changed over to suit individual tastes.

Smooth squeeze operation between thumb and the first finger is all that is needed. After practice you will find the method most suited to you so, don't give up after a couple of sessions. Practice


makes perfect and errors soon become less and less.

Outdated Mode?


Morse Code, an outdated mode of communication? I think good old Samuel Finley Breese Morse can rest peacefully. I am certain his Code will be around for many many years yet. Dah dah di di dit - Di di di dah dah de John GOSKR.

My thanks go to all those who have helped me through the years with the Morse Code, particularly **Bill Bennett, Rob Mannion G3XFD, Audrey and Don King G0IRL and G0IJE**. Thanks also to suppliers of review material and equipment for the loan of the same.

PW



John GOSKR used the a Datong D70 Morse Tutor to help him get his 'A' ticket.



Why not build your own keyer? This one designed by Ben Nock G4BXD was featured in PW June 1995 (back copies available on (01202) 659930, price £2.30).

MEMORY ARE YOU ON THE NET YET? MODEMS

All you need for your PC!

FOR QUALITY COMPONENTS AND PERIPHERALS

LISTED BELOW ARE A SMALL SAMPLE OF QUALITY COMPONENTS AND PERIPHERALS. PLEASE SEND A LARGE SAE FOR A FREE PRICE LIST AND PRODUCT INFORMATION.

MOTHERBOARDS: PENTIUM 75-200MHz, SOCKET 7, 256K PIPLINED CACHE, EDO DRAM, 4PCI + 4ISA SLOTS, TRITON CHIPSET, AMI PLUG + PLAY WIN BIOS E-IDE, UART - £103. **486 MOTHERBOARD** 486SX/DX2/DX4, 3 DC1 + 4ISA SLOTS, AWARD BIOS, E-IDE 16650 UART, 256K CACHE, 33-120MHz - £68

MEMORY (SIMMS) 30 pin + 72 pin.
 1MB - £27 4MB - £75 (30 pin) 70ns. **72 pin - non parity 70ns.** 4MB - £49.
 8MB - £95, 16MB - £199. **72 pin - PARITY 70ns.** 2MB - £39, 4MB - £62.
 8MB - £99, 16MB - £229. **72 pin EDO RAM.** 4MB EDO - £62, 8MB EDO - £114, 16MB EDO - £255

I.D.E. HARD DRIVES. 850MB - £139. 1.2GB - £163. 1.7GB - £184. **SCSI HARD DRIVES.** 1.0GB - £198, 2.0GB - £385.

SCSI CONTROLLER CARDS.
 WESTERN DIGITAL SCSI 2 PCI - £87.
 ADAPTEC SC81-2 CONTROLLER - PC1 - £179. ADAPTEC SCSI-2 CONTROLLER ISA - £259.

PENTIUM PROCESSORS (INTEL) 75MHz-166MHz. P75 - £84, P100 - £152, P120 - £191, P133 - £246, P150 - £331, P166 - £474. **486 BASED PROCESSORS.** 486DX2/66 - £25, 486DX4/100 - £42, 486DX4/120 - £59.

PENTIUM OVERDRIVES - UNLEASH YOUR PC'S POTENTIAL! PENTIUM 63 FOR 48625 - £117. PENTIUM 83 FOR 48633 - £143. PENTIUM 133 FOR PENTIUM 60/66 - £255. PENTIUM 125 FOR PENTIUM 75 - £251.

MONITORS. 14" 28 S.V.G.A. (1024 x 768) COLOUR - £161. Ni - £168. 15" 28S.V.G.A. MULTISCAN (1024 x 768Ni). COLOUR - £241. 17" 28 S.U.G.A. MULTISCAN (1280 x 1024Ni) COLOUR - £429. **MANUFACTURED BY ACER.** (i = INTERLACED/Ni = NON-INTERLACED).

VIDEO CARDS. DIAMOND STEATH 64 2MB DRAM PC1 - £105. 64 VIDEO 2MB VRAM PC1 - £197. CIRRUS LOGIC - 1MB - £41. ACERGRAPH CIRRUS LOGIC 1MB + E-IDE + 16550 1/0 - £49. STEATH 64 2MB VRAM VESA - £149.

MODEMS. U.S. ROBOTICS 28.8 (BAUD) INTERNAL - £171. EXTERNAL VI - £180. U.S. ROBOTICS 14.4 INT - £119. ExtVI - £199.

SOUND CARDS + SPEAKERS. 16BIT SOUND BLASTER (COMPATIBLE) - £31. CREATIVE SOUND BLASTER VIBRA 16s - £62. **SPEAKERS.** SCREEN BEAT 6 15W + A.C. ADAPTOR - £20. SCREEN BEAT PRO 50W + ADAPTOR - £38.

MODEMS. U.S. ROBOTICS 28.8 (BAUD) INTERNAL - £171. EXTERNAL VI - £180. U.S. ROBOTICS 14.4 INT - £119. ExtVI - £199.

C.D. ROM DRIVES. MITSUMI E-IDE QUAD SPEED - £47. ACER E-IDE SIX SPEED - £65.

CASES WITH P.S.U. (200-250W) DESKTOP 5 BAYS - £47. MINI TOWER - 4 BAYS - £45. (RESET SWITCH, TURBO, KEYLOCK ETC).

KEYBOARDS. WIN95 TACTILE - £13. TRACKBALL KEYBOARD - £32. PS/2 TACTILE KEYBOARD - £19.

ALL COMPONENTS ARE NEW AND COMPLETE WITH MANUALS/INFORMATION

PLEASE SEND ORDER COMPLETE WITH CHEQUE/P.O. PAYABLE TO:

PENRITH COMPUTERS
 P.O. BOX 56
 WESTBURY-ON-TRYM
 BRISTOL BS10 6ST

CARRIAGE:
 SMALL ITEMS CD ROM DRIVES ETC £1.80.
 LARGE HEAVY ITEMS MONITORS ETC. £5.50

PLEASE ADD 17.5% VAT AND CARRIAGE (SEE ABOVE)

KEYBOARDS AND MICE • SOFTWARE • CD ROM DRIVES

DATONG ELECTRONICS LIMITED

AUDIO FILTERS MODELS FL2, FL3, FL2/A

Model FL2 represents the ultimate in audio filters for SSB and CW. Connected in series with the loudspeaker, it gives variable extra selectivity better than a whole bank of expensive crystal filters. In addition it contains an automatic notch filter which can remove a "tuner-upper" ally itself. Model FL2 is exactly the same but without the auto-notch. Any existing or new FL2 can be up-graded to an FL3 by adding Model FL2/A conversion kit, which is a stand-alone auto-notch unit. Datong filters frequently allow continued copy when otherwise a QSO would have to be abandoned.

FL2 £99.95 FL3 £149.95 FL2A £54.95

ACTIVE RECEIVING ANTENNAS

Datong active antennas are ideal for modern broadband communications receivers - especially where space is limited.

- highly sensitive (comparable to full-size dipoles);
- Broadband coverage (below 200 MHz to over 30MHz);
- needs no tuning, matching or other adjustments
- two versions AD270 for indoor mounting or AD370 (kiosk sized) for outdoor use
- very compact, only 3 metres overall length;
- professional performance standards;
- both include mains power unit.

AD270 £59.95 AD370 £79.95

MORSE TUTOR

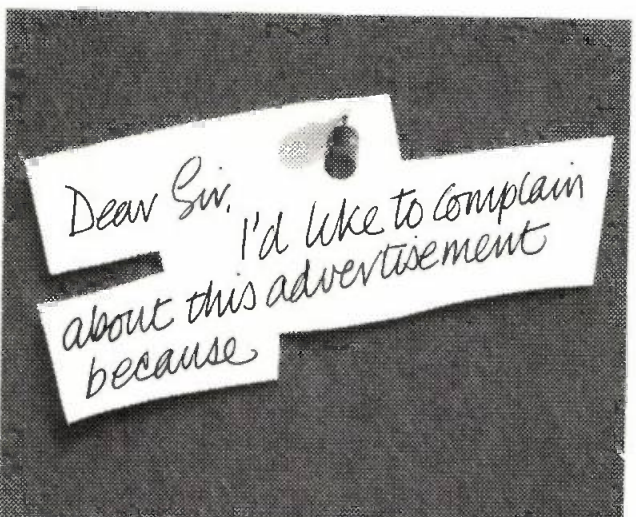
The uniquely effective method of improving and maintaining Morse Code proficiency. Effectiveness proven by thousands of users world-wide.

- Practise anywhere, anytime at your convenience;
- Generate a random stream of perfect Morse in five character groups
- D70's unique "DELAY" control allows you to learn each character with its correct high speed sound. Start with a long delay between each character and as you improve reduce the delay. The speed with each character always remains set on the independent "SPEED" control
- Features long life battery operation, compact size, built-in loudspeaker plus personal earpiece.

£64.95

Our full catalogue plus further details of any product are available free on request. Dealers in most countries, please send for list. Credit cards accepted. Goods normally despatched within 3 days subject to availability. All prices include V.A.T. P+P.

Datong Electronics Limited, Department RC, Clayton Wood Close, West Park, LEEDS, LS16 6QE. Tel: (0113) 2744822 (2 lines).



Most advertisements are legal, decent, honest and truthful. A few are not, and, like you, we want them stopped. If you would like to know more about how to make complaints, please send for our booklet: 'The Do's and Don'ts of Complaining'. It's free.

The Advertising Standards Authority.
 We're here to put it right. ✓

ASA Ltd., Dept. Z, Brook House, Torrington Place, London WC1E 7HN.
 This space is donated in the interests of high standards of advertising.
 Practical Wireless, July 1996

The CW Centre!

PETER JONES KEYS	Red Base	Brass Base
Traditional Pump Key.....	£62.61	£70.76
Single Lever Paddle.....	£86.82	£83.61
Twin Lever Paddle.....	£77.19	£85.22

Bencher Paddles

Black base, single (ST1) or twin (BY1) lever.....	£64.95
Chrome base, single (ST2) or twin (BY2) lever.....	£79.95

R A KENT	Kit	Assembled
Pump Key.....	£41.50	£53.50
Single Lever Paddle.....	£46.50	£56.50
Twin Lever Paddle.....	£53.50	£67.50
Electronic Keyer.....		£45.00
Electronic Memory Module.....		£25.00
Practice Oscillator.....		£17.50
Morse Trainer.....		£49.95

Swedish Pump Key DK 1000..... £99.95

G3TUX Ωmega morse trainer..... £44.95

G3TUX Ωmega with practice oscillator..... £51.95

Curtis 8044ABM keyer chip..... £19.95

Prices include VAT. Carriage charged extra.

G3TUX
 The QRP Component Company
 PO Box 88, Haslemere, Surrey GU27 2RF
 Tel: 01428 661501 Fax: 01428 661794

Key-Tips

By Peter Barville G3XJS

**Experienced QRP
c.w. operator
Peter Barville
G3XJS shares
some of his 'key'
tips for successful
QSOs.**

Much has been said recently about the future of continuous wave (c.w. or Morse), and its value within amateur radio. Whether or not it should continue to form part of the requirements for obtaining an h.f. licence is an argument which can easily distract from the ability to appreciate the mode for the extremely effective, and enjoyable, means of communicating.

The level of activity to be found on the c.w. segments of the various h.f. bands surely challenges those who dismiss the mode as being outdated. Take a listen!

So, whilst many may see c.w. simply as an obstacle to obtaining their h.f. licence, there can be no doubt that a very high percentage of operators around the world choose to use the mode on a regular basis. In fact, many use the mode exclusively.

For the QRP operator, c.w. tends to be the preferred mode, and it's certainly true to say that the two interests (low power operating and c.w.) go very much 'hand-in-hand'.

That's not to say that QRP 'phone operators don't get a look in. I know that many enjoy using low power s.s.b. with excellent results.

There is no doubt that c.w. is one of the most effective modes for providing reliable communication under difficult conditions. In other words - when the chips are down, c.w. is more likely to get through than almost any other mode.

One reason is that the receiving station is able to use a narrower filter,

and so reject much of the noise and QRM (interference). It can be quite astounding what results are possible when running just a watt or two of c.w., even against powerful competition in a 'pile-up' situation.

Back To Basics

I suspect most QRP operators, such as myself, are supporters of the 'back to basics' school of amateur radio. Although many QRPers use commercial equipment, many others build their own transmitters, receivers and/or transceivers.

Simple QRP c.w. transmitting equipment is so much easier to build than an s.s.b. circuit, and the sense of satisfaction which results from using a home-brew station is impossible to achieve in any other way. It also underlines that there are plenty of ways to enjoy the hobby without spending 'loads of money', and that an output of 100W (or more!) is not necessary most of the time.

There are many QRP clubs in different countries around the world, and the **G-QRP Club** is certainly amongst the best. Its quarterly magazine *Sprat* always contains a number of constructional ideas, many of which are very simple, covering from keyers to antennas.

Back issues of *Sprat* are a rich source of information for anybody looking for QRP circuits. If you want to put together a small portable station, or something for the shack, that's a pretty good place to start.

Commercial Equipment

However, there is no reason not to use commercial equipment for QRP c.w., and there's even some which has been specifically designed as QRP rigs. For example, MFJ market a small mono-band 4W c.w. transceiver (the MFJ-9020 is the 14MHz version) which is ideal for taking on holiday.

I've had several QRP/QRP contacts with stations using the rig from exotic locations. If you are looking for a more sophisticated multi-band QRP rig then try the Index Labs QRP Plus Transceiver (The MFJ and Index rigs

are available from Waters & Stanton Electronics).

Most of the modern commercial high power transceivers provide excellent c.w. facilities, including narrow filtering and full break-in. They also normally have provision for reducing the output power.

However, not all transceivers will go down to true QRP c.w. levels (5W, or less). If this is the case, there is usually an internal adjustment with which you can pre-set the minimum power output available with the main (front panel) power control.

If you don't like the idea of getting inside that expensive 'grey box', it should be possible to reduce the power by applying a small negative voltage to the a.l.c. pin on its accessory socket (on the back panel). This is most easily achieved using a PP9 battery, and suitable potentiometer, mounted in a small box.

The current drain will be negligible and so battery life is not a problem. If a switch is included in the circuit, then it becomes very quick and easy to switch between high and low power levels.

One of the most enjoyable aspects to QRPing is that QSOs between QRP stations tend to be of a very relaxed nature, and often consist of an exchange of ideas and opinions about different QRP circuits, or rigs. The (internationally recognized) QRP calling frequencies on each band are real meeting places for like-minded operators and many good friends can be found there.

Give It A Try

So, you want to give it a try? Your rig is producing some low power c.w., perhaps the power meter is barely moving and you are anxious to get some reports.

Probably the best first port of call will be the 3.5MHz QRP c.w. calling frequency, 3.560MHz. Unless conditions are very poor, it's unusual not to raise other QRPers on that part of the band.

Try calling 'CQ QRP' and await results. Alternatively, you may well

The Kenwood TS-850 transceiver shown with home-brew keyer on top and a Vibroplex paddle Morse key to the right.



hear others calling 'CQ QRP' themselves, or already in QSO.

By the way, I suggest you do not use 'QRP' as a suffix to your callsign (eg G3XJS/QRP) as this is not strictly legal. If you wish to indicate that you are a QRP station, it is better to simply leave a space between your callsign and the 'QRP' (eg G3XJS QRP).

The other widely used QRP c.w. frequencies are 7.030 (7.040 in the States), 10.106MHz (although 10.116 is now more commonly used), 14.060, 21.060 and 28.060MHz. On both 7 and 14MHz there has been a recent tendency for some of the high powered digital mode stations to creep a little low in the band and encroach into the c.w. sections.

The digital stations cause considerable QRM to QRP operators, but they are otherwise both good bands for finding other QRPers, and for making good two-way QRP contacts. For some reason, the QRP world has not yet been able to reach quite the same level of agreement over the choice of recognised frequencies for 18 and 24MHz.

There is no reason not to work QRO (high power) stations, of course, and so you don't have to stick to the QRP frequencies. Neither do you have to announce that you are a QRP station when calling. In that way, you will receive a genuine report, and probably surprise yourself with the reports you obtain, as well as giving the station you are working an even bigger surprise when you 'come clean'.

In my experience, QRO stations often find it difficult to believe that you are only running (say) a couple of Watts, and ask you to confirm the power output - sometimes more than once. Hi!

Careful Thought

However, it pays to apply some careful thought about the best way to operate with low power when away from the QRP frequencies. You will obviously be weaker than a station running QRO, but the difference may not be as much as you might imagine.

For example, the difference between an output power of 100W and 1W is 20dB - which translates as the difference between S9 and just under S6 on an S-Meter. Or put another way, if the station you are working is 20dB over S9, then you should still be around S9 yourself.

Clearly, calling a QRO station who is only S3 is less likely to be successful than calling one who is a good strong signal. On the other hand, there have been occasions when I've been able to raise weak DX stations (even rare ones) that have been on a quiet frequency, so it's

always worth a shot.

Calling a rare DX station when they are running a pile-up probably calls for a degree of patience, and operating skill, but can still prove very successful. The most important thing is to discover where they are listening.

The rare DX station is unlikely to be listening on their own frequency, but on a frequency (or range of frequencies) a little higher than they are. They will probably indicate where they're listening by sending 'up', or perhaps 'up 2' which means they are listening 2kHz higher than the transmit frequency. They may even send something like 'up 5/10' - i.e. you should call between 5 and 10kHz up the band.

Try to find the stations the DX works (as opposed to those who are still calling, but not yet making a QSO), because it's only if you call where they are listening that the DX station will stand the best chance of hearing you (with a narrow filter). But remember that you are likely to be a weaker signal than the others who are calling, and it's probably better not to put your transmit frequency amongst the high power opposition.

It might be worth calling just at the top frequency limit of the DX station's tuning range, where the QRM should be less. If you can find yourself a fairly clear frequency, and the DX station centres you in his receive filter, then you will make the contact.

Chasing the DX is not everybody's cup of tea, and split frequency operation can prove difficult with the more basic equipment, but give it a try sometime. I think you will be surprised what rare DX you can work with just a watt or two.

Portable Operation

Most QRP equipment can be very small indeed, and the current drain very small, and so it is ideally suited to portable operation. By 'portable', I do mean portable.

With some of the neatest home-brew QRP rigs I've seen (particularly the small home-brew equipment) it's almost a case of 'slip it in your pocket portable'. But back-packing is certainly a real possibility.

However, quite a few commercial rigs well suited to portable operation, are available of course. For example, there are now three very small multi-band, multi-mode, h.f. transceivers on the market, the Kenwood TS-50, Icom IC-706 and Alinco DX-70, all of which are small enough to be easily transportable.

Although the lowest of the TS-50's three pre-set power levels is 10W, and therefore too high for true QRP c.w.

operation, there's an internal adjustment which will bring the output down to 5W, or less. The specification of the IC-706 quotes the lowest h.f.

power setting as 5W, which is just OK, but the DX-70 has to be adjusted internally, like the TS-50.

When choosing a rig for c.w. operation, it's also very important to compare the c.w. filtering available for each. A narrow c.w. filter, and i.f. shift control, will make it far easier to copy signals amongst the QRM.

Both the Alinco and the Icom allow c.w. reception on either sideband. This is another useful facility when fighting QRM.

But real fun can be had, particularly when portable, by using something you've built yourself. Perhaps a small single band transceiver from one of the numerous kit suppliers, or something based on one of the many circuits to be found in the various QRP journals.

If you're going to try portable operation, the sealed 'maintainance free' rechargeable 12V batteries can be an ideal power source. Details of simple antenna matching units are also easy to find, and so the antenna shouldn't be a problem.


A resonant dipole, fed with coaxial cable, will often be the easiest to use (although 1.8 and 3.5MHz dipoles can be difficult to handle), but it's usually a case of using whatever you can put up in the particular location. Tall trees are not always just where you want them!

If you've not tried the QRP style of amateur radio before, give it a go. Remember, QRPers do it for fun, and (if you'll pardon the pun) c.w. is the key to it all!


PW



Home-brew QRP equipment can give great satisfaction when c.w. operating. This 3.5MHz transceiver has an additional digital frequency read-out and audio filter - the keyer on top is home-brew too!



The OXO transmitter with suitable output filtering will transmit on any h.f. band depending on which crystal is fitted. The output power is around 1W on the l.f. bands, but this decreases on the higher bands.



An example of a home-brew 3.5MHz receiver, this one was built by G4XRV from a C. M. Howes kit.

The PW Codecard

It's on the cards - Terry Grice G4PSL says Morse skill is easy! Now you can make Morse sound great, however 'hamfisted' you are.




By Terry Grice G4PSL

The basis of the PW Codecard was to create the proper sounds of the Morse alphabet and numbers no matter how hamfisted you are. Some would say if you cannot send Morse code properly you're **not** hamfisted. But, I'm not going to get into an argument over that!

The method of producing Morse code using the PW Codecard goes back to the first years of Samuel Morse's system. At first, Morse code was sent using a series of mechanical switches to create the correct makes and breaks of the circuit. Only later did the human hand replace the machine almost completely.

Have a look at the p.c.b. layout of Fig. 1 (which is shown at 80% size to get it on the page). This also happens to be the circuit diagram for the PW Codecard as well. The switches are the various copper areas (lands) of the p.c.b. Take the letter 'A' for instance, one short (dit) land and a longer (Dah) land.

The p.c.b. layout for the PW Codecard.




LWK0378

When the stylus is drawn horizontally across the plate beside the letter 'A' the buzzer will produce 'Di-Dah', the correct sound of the letter 'A'. Similarly drawing the stylus across say the number 8 line gives 'Dah-Dah-Dah-Di-Dit'. It's difficult to imagine how it could be made easier!

The circuit consists of a 9V battery (such as a PP3 type) and a buzzer connected intermittently by the lands and a stylus. I used a probe from a multimeter for the stylus. But if one isn't available then the body of a ball-point pen and a 2.5 or a 3.5mm jack plug could be pressed into service as a stylus.

When I made my prototype I mounted the battery in the middle of the reverse side of the board with double sided 'servo tape'. In this position it also acts as a 'foot' to angle the board in use.

The sounder is mounted with its pins as shown, facing forwards on the board. Should your sounder not have



the correct pin spacing then merely mount it on flying leads and stick it to the board as well.

A useful modification would be to drill a couple of holes near the right-hand edge of the board (without breaking the copper track) to act as a

tie-down point for the stylus lead. This will make the lead less likely to break in use.

That's it, it couldn't be simpler. It's clever this Codecard eh (Di-Di-Dah-Dah-Di-Dit).

PW

The PW Codecard in use.

Practice Makes Perfect! - Official Morse Procedures

As Chief Morse Examiner Roy Clayton G4SSH is familiar with the common problems encountered by Morse test candidates. Here he passes on some useful hints and tips, which, if followed, should help you gain the pass slip, the coveted entry 'key' to h.f. operating.

By Roy Clayton G4SSH

The United Kingdom amateur radio Morse test consists of a typical exchange of signals as used on the amateur radio bands. It's designed to ensure that the instruction undertaken is of practical use for world-wide communication, using basic equipment, and enables successful candidates to go straight on to the c.w. part of the h.f. bands, to exploit the exceptional advantages of the mode.

The most common cause of failure to pass the Morse test is a combination of poor preparation and poor instruction. The failure rate is particularly high for self-taught

candidates, many of whom have only a vague idea of the format of a QSO

style Morse test and rely solely on their ability to recognise individual Morse symbols, learnt from an automatic Morse tutor. Candidates must have the ability to copy mixed letters and figures and a knowledge of procedural characters

In addition, more candidates fail the sending part of the test than the receiving. In the majority of cases this is a direct result of not being shown how to hold the key correctly.

The most common fault is for candidates to place the Morse key at arm's length in front of them, lay their arm on the table and attempt to shake dots off the end of their fingers, resulting in little control. In many cases the candidates have been taught to do this by colleagues who use an automatic key in this position.

The highest success rate is among candidates who have received tuition by an experienced c.w. operator, listened to the GB2RS slow Morse broadcasts or had skeds on the air. With the demise of the traditional apprenticeship of a period spent as an

s.w.l., many newcomers have never listened to a live QSO on the amateur bands, and need the benefit and guidance of an skilled instructor.

The following advice I'm passing onto candidates can make the difference between success or failure.

Receiving

Your biggest problem on the receiving test will be nervous tension. During the test this will be transferred to your fingertips causing you to grip your pen hard, with excess pressure on the writing pad. Although it's difficult to relax under test conditions, do try to write the Morse symbols at a steady rate, reading one or two characters behind if possible.

The examiner will send at a steady 12w.p.m. You must avoid writing frantically at a very jerky 25w.p.m. by scribbling the individual letters onto the paper just as soon as the Morse symbols are sent.





LOW PRICES and CUSTOMER SERVICE Guaranteed

NEED WE SAY MORE?

Martin Lynch & Son
140-142 Northfield Avenue,
Ealing, London W13 9SB.

Dear Sir,

Repair to FT-1000

I wish to place on record my thanks to you and your very helpful staff for the excellent service I received from your organisation when my FT-1000 broke down. Too often people only write to complain so it is nice to be able to record such a speedy uplift and repair to the FT-1000.

I phoned Andy on the Saturday, the set was uplifted at 0930 hours on the Monday and it was back with me a fortnight later. I would have had it sooner but you could not get me on the phone to advise me it was ready. So that is excellent service and I doubt if any dealer could have improved on your timings.

May I add that the advice you gave me on the benefit of taking out insurance for an extended warranty has proved invaluable, the set being collected and returned free of charge under the extended scheme. It might seem a little bit extra at the time but it has paid me to take it out, especially when it is a dealer like yourself who can repair equipment on the premises.

Congratulations on the addition to your family and thanks again for a very efficient repair to my FT-1000.

N McCormack G4MOKBC
Argyll
Scotland

Take
5

5 YEAR WARRANTY IS
AVAILABLE ON ALL
LISTED PRODUCTS

FAXBAK



0181 - 566
0 007

prime used stock

FOR THE LARGEST SELECTION OF USED EQUIPMENT IN EUROPE, CALL OUR FAXBAK SERVICE - TODAY



KENWOOD

Kenwood TS-870S HF DSP 100W HF transceiver
RRP £2399 Lynch Price: £1969
Deposit: £369, 12 payments of £146.94.
Cost of loan: £153.33 or
Deposit: £369, 24 payments of £80.16.
Cost of loan: £323.84

Kenwood TS-790 2/70 multimode base station
RRP £1969 Lynch Price: £1639
Deposit: £299, 12 payments of £128.57.
Cost of loan: £142.84

Kenwood TS-50S HF 100W mobile transceiver
RRP £1059 Lynch Price: £889
Deposit: £89, 12 payments of £73.47.
Cost of loan: £81.66

Kenwood R-5000 High grade shortwave receiver
RRP £1059 Lynch Price: £889
Deposit: £89, 12 payments of £73.47.
Cost of loan: £81.66

Kenwood TS-60S 6 Metre 90W all mode transceiver
RRP £ 999 Lynch Price: £849
Deposit: £99, 12 payments of £69.79.
Cost of loan: £77.58

Kenwood TRC-90 Commercial grade 100W HF transceiver
RRP £1169
Deposit: £169, 12 payments of £91.24.
Cost of loan: £102.08

Kenwood TM-255E 2M 45W all mode transceiver
RRP £ 949 Lynch Price: £799
Deposit: £89, 12 payments of £65.20.
Cost of loan: £72.47

Kenwood TM-251E 2M 50W with 70cm RX transceiver
RRP £ 419 Lynch Price: £359
Deposit: £59, 12 payments of £27.55.
Cost of loan: £30.62

Kenwood TM-451E 70cm 35W with 2M RX transceiver
RRP £ 459 Lynch Price: £389
Deposit: £59, 12 payments of £30.30.
Cost of loan: £33.68

Kenwood TM-733E 2/70 dualband remote head transceiver
RRP £ 729 Lynch Price: £629
Deposit: £39, 12 payments of £51.43.
Cost of loan: £57.16

Kenwood TM-742E Triphand 2/70, (6M option), R/W transceiver
RRP £ 879 Lynch Price: £ 749

Deposit: £79, 12 payments of £58.14.
Cost of loan: £147.68

Kenwood TH-70E 2/70 Dualband handheld transceiver
RRP £ 479 Lynch Price: £409
Deposit: £49, 12 payments of £33.06.
Cost of loan: £36.74

Kenwood TH-22E 2M slimline handle transceiver
RRP £ 254 Lynch Price: £219
Deposit: Too low for finance!

Kenwood TH-42E 70cm slimline handle transceiver
RRP £ 289 Lynch Price: £249
Deposit: Too low for finance!



YAESU

Yaesu FT-1000 Flagship 200W HF transceiver
RRP £3999 Lynch Price: £2899
Deposit: £499, 24 payments of £120.24.
Cost of loan: £485.76

* NEW Deluxe upgrade kit available for all FT-1000's only £299 (includes XFC/O/E/BPF1/TCXD-1) *

Yaesu FT-1000MP/DC EDSP 100W HF transceiver DC Version
RRP £2599 Lynch Price: £2099
Deposit: £399, 24 payments of £85.17.
Cost of loan: £344.08

Yaesu FT-1000MP/AC EDSP 100W HF transceiver AC Version
RRP £2849 Lynch Price: £2279
Deposit: £399, 24 payments of £94.18.
Cost of loan: £380.51

Yaesu FT-900/DC 100W HF base transceiver DC Version
RRP £1999 Lynch Price: £1599
Deposit: £299, 12 payments of £119.39.
Cost of loan: £132.70

Yaesu FT-900/AC 100W HF base transceiver AC Version
RRP £2199 Lynch Price: £1799
Deposit: £299, 12 payments of £135.27.
Cost of loan: £123.31
or Deposit: £299, 24 payments of £75.15.
Cost of loan: £303.60

Yaesu FT-900AT HF 100W mobile/base remote head HF transceiver
RRP £1649 Lynch Price: £1149
Deposit: £199, 12 payments of £87.24.
Cost of loan: £96.97

Yaesu FT-440 HF 100W simple to use HF transceiver
RRP £ 959 Lynch Price: £729
Deposit: £79, 12 payments of £56.69.
Cost of loan: £66.35

Martin Lynch can also offer finance terms upto 36 months. Deposits from a minimum of 10%. We welcome your part exchange against any new (or used!) product, provided its clean and in good working order. Call the Sales Desk today. APR: 19.9% Payment protection is also available.

All units are brand new and boxed and offered with full manufacturers RTB warranty. All prices quoted for cash/cheque or Switch/Delta card.

For credit card please add 2.5% to total value. Finance on all products is also available. (Subject to status).

ICOM

IC-736

The IC-736 from Icom is the only HF base station to offer so much in the way of features, for so little price.



Just look at what the IC-736 has to offer:

- A full 100 watts on all the HF amateur bands 160-10m (incl WARC)
- A full 100 watts on 6 metres
- A built in AC power supply - no noisy external power supply needed!
- Built in high speed auto ATU - no need for more external boxes!
- Dual antenna inputs, auto switching
- Dual display showing second split operating frequency

Icom IC-736 100W HF, 100W 6m HF base station. Incl. PSU & auto ATU
RRP £1969 Lynch Price: £1599
Deposit: £299, 12 payments of £119.39. Cost of loan: £132.70
or Deposit: £299, 24 payments of £65.13. Cost of loan: £263.12

Icom IC-7750SP 200W HF 1w/1m RX HF Flagship transceiver
RRP £3699 Lynch Price: £3099
Deposit: £499, 24 payments of £130.26.
Cost of loan: £526.24

Icom IC-706 100W HF, 100W 6m, 10w 2m all mode mobile transceiver
RRP £1195 Lynch Price: £999
Deposit: £99, 12 payments of £82.65.
Cost of loan: £91.87

Icom IC-820H 2/70 dualband 35/45W base station
RRP £1795 Lynch Price: £1499
Deposit: £299, 12 payments of £110.20.
Cost of loan: £122.49

Icom IC-2350H 2/70 dualband dual RX mobile transceiver
RRP £649 Lynch Price: £469
Deposit: £59, 12 payments of £36.73.
Cost of loan: £40.83

Icom T-7E Dualband 2/70 miniature handle transceiver
RRP £329 Lynch Price: £239
Deposit: Too low to finance!



Yaesu FT-7000 500W solid state HF linear Amp. with auto ATU
RRP £2339 Lynch Price: £1999
Deposit: £399, 24 payments of £80.16.
Cost of loan: £323.84

Yaesu FT-730R Quad band all mode VHF/UHF transceiver, (2/70 fitted)
RRP £1999 Lynch Price: £1399
Deposit: £299, 12 payments of £101.02.
Cost of loan: £112.28 or
Deposit: £299, 24 payments of £55.11.
Cost of loan: £222.64

ADD 6M FOR
ONLY £199!

Yaesu FT-200R11 2m all mode 2.5w portable transceiver
RRP £ 599 Lynch Price: £479
Deposit: £49, 12 payments of £39.49.
Cost of loan: £43.89

Yaesu FT-900R11 6m all mode 2.5w portable transceiver
RRP £ 649 Lynch Price: £539
Deposit: £59, 12 payments of £44.08.
Cost of loan: £48.99

Yaesu FT-3000N 70w 2m FM transceiver 'NEW'
RRP £ 479 Lynch Price: £389
Deposit: £39, 12 payments of £32.14.
Cost of loan: £35.72

Yaesu FT-51R 2/70 dualband handle, computer programmable
RRP £ 539 Lynch Price: £399
Deposit: £49, 12 payments of £32.14.
Cost of loan: £35.72

Yaesu FT-50R The world's smallest dualband 2/70 handle
RRP £349 Lynch Price: £299
Deposit: Too low to finance!

FREE ADMS SOFTWARE!

MARTIN LYNCH & Son

THE AMATEUR RADIO EXCHANGE CENTRE

140-142 NORTHFIELD AVE 0181 - 566 1120

TO GET THE BEST OUT OF YOUR PACKET STATION

Choose **AEA** From Martin Lynch!

Packet radio has been with us for many years and so too has AEA. Dozens of the famous AEA PK-232 featured in a communications tent in the Gulf War on BBC Television made Radio Amateurs world wide realise that AEA is serious when it comes to Data comms.

So when AEA appointed its distributors they chose Martin Lynch to ensure maximum end-user support. The range has increased and the prices have come down, and are actually lower than in 1993! Take a close look at the new DSP-232. It features 9600 & 1200bps Packet as standard and employs a high speed DSP, providing the ultimate in signal filtering, modem performance and flexibility.

DSP-232 - THE MODE WARRIOR



FREE PACKET for WINDOWS worth £29.95!

The latest all mode DSP driven TNC from AEA. 9600 & 1200 Packet. All standard HF & VHF modes, two switchable radio ports, plus more.

- Fast Digital Signal Processor
- 9600 & 1200bps Packet
- All standard HF & VHF Modes
- Mailbox expandable to 242K
- Full maildrop facility for Packet, Pactor & Amtor
- 2 switchable radio ports with rear panel AFSK adjustment & another for 9600bps
- GPS firmware, compatible with GPS, Loran, ARNAV & Ultimec 11 weather stations
- GPS commands are remotely programmable
- Gateway firmware which works as a node for faster throughput
- SIAM signal identification
- Memory ARQ
- Identify TCP/IP, TheNet & NetRom

RRP: £499.95 **SPECIAL INTRO PRICE: £479.95**

PK-96



Whilst others are still having a five course lunch waiting for 1K of data to transfer, you can enjoy the incredible speed of using a new PK-96 and find

yourself with hours of free time on your hands! The PK-96 takes over from where the old PK-88 left off. It comes standard with 1200 baud AFSK tone signalling, as well as 9600 baud G3RUH compatible direct frequency modulation, making the PK-96 an ideal high speed terrestrial, or satellite data controller. **£219.95**

PK-900



FREE PACKET for WINDOWS worth £29.95!

When you're ready to step up from the best selling PK-232MBX, then take a look at the PK-900. Dual simultaneous ports, switchable via a single keystroke, will still allow the user to receive two signals at the same time. Internal firmware includes SIAM - Signal Identification & Acquisition Mode, automatically identifying the incoming mode of transmission - takes out the guess work! Add the optional 9600 baud modem and you're satellite ready! **£479.95**

PK-232MBX



Probably the best selling Data Controller in the world, the PK-232MBX is the Radio Modem to choose if you want all modes, including Morse Code, Baudot, (RTTY), Ascii, Amtor/Sitor 476 & 625, Pactor, HF & VHF Packet, B&W Fax tx/rx, Navtex & Amtex. As with the PK-900, the PK-232MBX now includes "SIAM" and is compatible with the popular TCP/IP networking protocol via KISS mode. **£319.95**

PK-12



The very latest replacement for the PK-88, the tiny PK-12 not only comes with more features, but its cheaper tool! The PK-12 is a 1200 baud VHF packet controller ideal for those of you who are looking at getting started in digital communications. Full-featured mail drop facilities including internal lithium battery back-up. **£129.95**

PC-Pakrat for Windows

Operate the entire range of AEA controllers from one package. Run two controllers at once, run other programmes on your PC (in Windows), whilst controlling your data controller. Additional features include separate windows for mailbox operation, QSO Logging, file transfers and more. **£79.95**

MODEMS FROM MARTIN LYNCH

With the ever increasing popularity in the internet and web sites, we've offering two of the most popular internal telephone modems. Both are chosen for their easy installation, rapid transfer of data at 28,800 bps and both are compatible with Windows 95.

US Robotics "Sportster" 28,800 Data/Fax modem

The best internal modem available.

- True ITU-T V.34 - The international standard for 28,800 bps
- Faster more reliable performance
- Also compatible with V.F.C., V.32 bis, plus lower speeds.
- Send & receive faxes from your computer whilst running other applications.
- FREE trial membership to "AOL" with full internet access plus introductory Compuserve membership included!

ZOOM fax MODEM V.34iE

As per the US Robotics, (excluding AOL/Compuserve), but includes WinFax lite, DosFax lite & COMit for Dos & Windows. **ML Price: £169 incl. VAT**



2M MOBILE

ADI AR-146 - now back in stock

First viewed at the Lynch's Open Day, the AR-146 is a real low cost FM mobile for 2 metres. Styled rather surprisingly on another main manufacturer's transceiver, this new offering from Taiwan is a 50 Watt 130-170MHz unit offered at a ridiculously low price. But who's complaining? **RRP £269. DEPOSIT £49, 12 PAYMENTS OF ONLY £18.33, INTEREST FREE ZERO APR.**



GPS

GARMIN GPS-45

Forgotten where you're going? The best GPS are in stock at Martin Lynch.

GPS-45. RRP £289.00 LYNCH PRICE £279.00



The new WS-1000

"it's small, light and very easy to carry around, with no performance compromise"
...Chris Lorek

specification:
500KHz-1300MHzAM/NBFW/WBFW.
1.5/6.25/9/10/12.5/15/20/25/30/50/100kHz steps.
400 memories. Skip search. Power voltage from only 2.2-3.5V DC. Dimensions in mm: 58(w) x 97(h) x 24(d). 16mA power save 1 sec. Weight: 200 grams incl. batteries & antenna

£349.95

incl. VAT & FREE postage
Available on **FREE FINANCE:**
£49.95 deposit & 12 payments of £33.33

HEIL SOUND

Heil Proset-5 Professional Quality Boom Headset, dual padded earphones, flexible mic boom, includes HC-5 "Full range" insert for superb speech quality. Requires AD-1 cable ADAPTOR for KENWOOD/KOM. **£119.95 incl. VAT**

Heil Proset-4 Identical to Proset-5, but includes HC-4 "DX" microphone insert. Ideal for punching through the pileups. **£119.95 incl. VAT**

Heil HC-4 Replacement microphone insert for existing fist or base microphones. With 10dB peak at 2KHz and the low end rolled off sharply at 500Hz, (120dB per octave), the HC-4 is the ultimate DX mic insert. **£28.95 incl. VAT**

Heil HC-5 Identical to HC-4, but High Articulation, offering superb SSB quality, rolls off sharply under 350Hz and above 3100Hz, peaking at 2.4KHz "Hi-Fi" SSB Audio. **£28.95 incl. VAT**

Heil AD-VK/Y Adapter leads to interface the proset Headset/boom microphones to 8 pin Yaesu, Icom or Kenwood transceivers. **£11.95 EACH**

ANTENNAS

Cushcraft

HF Antennas	
R5	10/12/15/17/20 vertical.....£295.00
R7	10 thru to 40m vertical.....£389.00
AV-3	14-21-28MHz vertical 4.3m long.....£89.00
AV-5	3-5-7-14-21-28MHz vertical
	7.4m long.....£159.00
APB-A	8 Band Vertical.....£199.00
APR18A	Radial Kit.....£49.00
40-3CD	2-ele 40m Yagi.....£469.00
A3S	14-21-28MHz Yagi.....£349.00
A3WS	12/17m 3-ele Yagi.....£275.00
A103	30m Extension A3WS.....£115.00
204CD	4 ele 20m Yagi.....£469.00
154CD	4 ele 15m Yagi.....£279.00
D4	Dipole 10/15/20/40m.....£249.00
D3W	Dipole 12/17/30m.....£189.00
A4S	3-4 ele Yagi 10/15/20m.....£439.00

Tonna

6 metres	
20505	5 ele 10dBi 3.45m.....£69.95
2 metres	
20804	4 ele 8.9dBi 93cm.....£39.95
20809	9 ele 13.1dBi 3.47m.....£42.95
20089	9 ele portable.....£47.95
20818	9 ele crossed.....£79.95
20811	11 ele 14.1dBi 4.62m.....£72.95
20822	11 ele crossed.....£105.95
20817	17 ele 15.3dBi 6.57m.....£89.95
70 centimetres	
20509	9 ele 13.0dBi 1.24m.....£41.95
20919	19 ele 16.2dBi 2.62m.....£49.95
20438	19 ele crossed.....£59.95
20921	21 ele 18.2dBi 4.6m.....£64.95
23 centimetres	
20623	23 ele 18dBi 1.75m.....£45.95
20655	55 ele 21.5dBi 4.64m.....£69.95

LCD DIGITAL CAMERA

CASIO QV-10A

A neat palm size digital storage camera which can store over 90 full colour digital images. Import the picture into your PC with the supplied interface cable & software for either IBM compatible or MAC machines. Ideal for reprinting images on the Internet, SSTV via JVFAX and lots more. Outputs include direct video and serial for PC connection.



Supplied with all accessories including Software & Cables.

RRP £799 ML Price £479
NEW LOWER PRICE

MYDEL ANTENNAS



Built exclusively for MARTIN LYNCH, the new wire antenna is trapped for 80 through to 10 metres, uses heavy gauge multi strand plastic-sheathed wire, heavy duty 1 kW traps and totals only 20 metres in length. The "MULTITRAP" is a fan type design, having 2 "legs" either side of the dipole centre. It's very easy to install, takes minutes to tune, guaranteeing an SWR of less than 1.5:1 on spot frequencies throughout the entire 5 bands. A far better alternative to the old GSRV antenna.

Impedance: 52 Ohm
Overall length: 20m
Power Handling: 1kW
Max SWR: 1.5:1
Weight: 2.5Kg
Input socket: SO239
£69.95 p&P £7.50

AS REVIEWED IN RADCOM DECEMBER

DSP FILTERS



TIMEWAVE & MFJ

MFJ-784B All mode Tunable DSP.....£229.00
DSP 9+ All mode DSP at only.....£189.00
DSP 59+ As above but more features.....£249.00
DSP 593zx NEW! Hyper speed processor, alpha display and more.....£349.00

5 YEAR WARRANTY IS AVAILABLE ON ALL LISTED PRODUCTS



VENUE EALING, LONDON W13 9SB

Martin Lynch is a licensed credit broker.
Full written details are available on request.
Finance is subject to status.
E&OE. £10 p&p on all major items.



TEL: 0181 - 566 1120
FAX: 0181 - 566 1207
FAXBAK: 0181 - 566 0 007
CUSTOMER CARE: 0181 - 566 0 566
WEB SITE: <http://www.martin-lynch.co.uk>
E-MAIL: sales@martin-lynch.co.uk

Your brain will be racing ahead of the Morse, attempting to guess the word before it's finished. You must react to spaces between words, and even more importantly, do not leave a space if one is not sent. Nine out of ten candidates will write the text 'QTH ISTANBUL' as 'QTH IS TANBUL'.

Error Signals

You must practice receiving the error signal in the middle of a passage, and recovering, so that this will not cause you to panic during the test. The examiner will not deliberately make a mistake when sending the test passage, but should this occur by accident, do not let it throw you. Look upon this as a bonus!

The examiner will send eight dots and start the word or group again, so you will have two shots at that word. If you are uncertain where the word started, then just continue writing after the error signal, you will not be penalised for writing the word twice, or joining words together.

Try to put a dot every time you miss a letter. This can assist you greatly at the end of the QSO when you are trying to make sense out of the passage.

If you wish to correct a word then cross it out and write the correct version above. Corrected errors are not counted in the receiving test, but you will not have time to re-write the entire passage.

If you can leave a double space between lines when copying the passage then you will have space to write any corrections afterwards. You are allowed a total of six uncorrected errors, but the maximum number of errors that you can be penalised for in one word or group is two.

For example, if you missed the name of the QTH and this was 'WOLVERHAMPTON' you would only pick up two errors, even though you missed 13 letters.

At the end of the test passage you will be given two minutes to read through your copy and make any corrections. Remember that a bad guess at a letter is no worse than a space, so fill in the gaps.

Check that your call signs at the start and finish are identical. If not, then one is wrong. Can you remember having difficulty with one of the characters?

Which letters do you have problems with? A common difficulty occurs on words that consist of all dots. If so, then try substituting words that do not make sense with other dot-

type letters.

You would be surprised at the number of candidates who turn in a test passage reading 'UR RHT IS H79' instead of 'UR RST IS 579'.

Without A Key

It never ceases to amaze examiners that some candidates turn up for a Morse test without a Morse key. There will be a choice of keys for you to select, but a Morse key is a most personal object and individuals get used to a particular gap and spring tension. To attempt to send perfect Morse on a strange key is an obstacle that you should never burden yourself with on the day of the test.

You will be given an opportunity to send a short practice passage. Take advantage of this and get used to the note and volume of the oscillator.

When you are given the test passage to send, read it through first and check that you understand the procedural signals as written. If you have any queries at this stage then please ask the examiner before you commence sending.

The candidate does not have to send 'CT' to start the sending test, and it is not written on the test passage, but this is a good habit to get into. Quite a few candidates are nervous and make a mistake on the first character of the test.

Sending 'CT' is not part of the test and is not marked, so you have not commenced the test. Take all the advantages going.

Another common cause of failure is a candidate who makes a mistake in sending and does not correct with the error signal. It's no use muttering under your breath, or shouting 'sorry'.

If you make a mistake **Stop**. Send eight distinct dots (slowly, and count them) then commence the word or group again.

The Department of Trade & Industry stipulate that the error signal is eight dots (not a **minimum** of eight dots). If you send seven, or nine dots you have made an uncorrected error that will count as an automatic failure.

Practice sending the error signal until you are perfect. There is no excuse for not sending eight dots correctly, it indicates to the examiner that you cannot control the Morse key.

Practice Contacts

Practice, practice, and listen to live on air c.w. contacts if possible. Copy Morse from more than one person with a variety of different oscillator notes.

There are no difficult test passages. Every single one is based on actual QSOs heard on the amateur radio bands.

The examiner has 100 different passages from which to choose, and will pick one at random just before the test commences. The test passage will be changed for each batch of candidates, so ignore any tips in the waiting room from candidates who have been into the test.

On The Day

Give yourself plenty of time to get to the test centre and find a parking place if travelling by car. Remember to take along two passport-type photographs, and if you want to use them, a pair of headphones and a Morse key.

Although there will be a selection of pens, you will feel more comfortable if you take along your own (with a spare). You may consider using a pencil, which cannot run dry in the middle of a test.

The examiners are not looking for perfection. All they ask is that you can demonstrate your ability to receive Morse and control the key when sending, making corrections when necessary.

You are no longer preparing yourself just to pass the test, but to communicate on the International Amateur Radio bands using a new language and procedures that will enable you to carry out a conversation with fellow amateurs all over the world, regardless of language difficulties. This must be worth the effort involved.

If you pass the QSO format Morse test then you can be absolutely certain that you are competent enough to commence using c.w. on the h.f. bands straight away.

Average Year

In an average year, the Radio Society of Great Britain Morse Test Service examines over 1000 candidates, ranging from eight to over 80 years old, with a pass rate of around 70%, so seven out of ten candidates pass first time. The only people who fail to pass the Morse test are the ones who give up trying.

So, 'good luck', but even more importantly, good preparation!

PW

HOOPING OVER the Lawn

By Ben Nock G4BXD

Ben Nock G4BXD describes a simple loop antenna design which could solve your 'Top Band' problems and provide good performance within a small space.

Fig. 2: The transformer is made from a section of coaxial cable and four ferrite rings.

Fig. 1: The overall picture of how the loop should be mounted (not to scale).

The antenna I'm describing was originally developed by Robin Wood G4UDK of Redditch. It will fit into a very small space, needing only six metres or so of length, yet will radiate very well on the 1.8MHz band.

It's simple and the design consists of the loop itself and a small matching transformer. None of the elements in this design were critical, Robin simply experimented until he got good results!

Actually, the design, erection and use of this antenna are all the more surprising considering that Robin is in fact a 'white stick' operator. The diagram, Fig. 1, shows the typical layout of the loop.

In the actual location where it's used the loop is anything but vertical, the wire running at all weird angles, around the shed, up the pole, etc., but its very general appearance is of a vertical loop.

Lowest Leg

The lowest leg is only some 1.5 - 2m off the ground. The top of the loop is held up by any suitable fixing, in the design QTH a small stand-off mast holds up the highest end, about 8m high from the ground with a tree the other end.

The loop can be supported with the traditional 'egg' insulators or by using the polypropylene type of rope. At the feed point corner a small strip of plastic, or Paxolin, can

be used to hold them apart.

Then the loop is brought into the downstairs shack. Finally, it's coupled to the rig via the transformer.

The Transformer

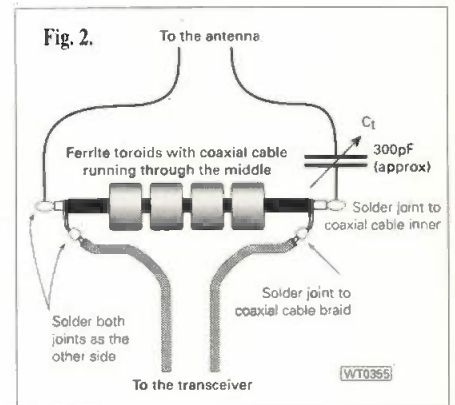
The transformer itself consists of four large ferrite rings with a 150mm length of large diameter coaxial cable passed through them, as in Fig. 2.

The loop is attached to the inner of the coaxial cable via a 300pF variable capacitor in series with one of the legs. **Note that both ends of the capacitor are in line so it cannot be screwed to any conducting surface.**

The two ends of the coaxial cable's outer screening are then taken to either the rig via a short length of coaxial cable or to an antenna tuning unit (a.t.u.).

At Robin's location an FC902 a.t.u. is used to 'tweak' out the very lowest v.s.w.r. On direct connection, I discovered the v.s.w.r. was around 1.5:1 to 1.8:1, but careful pruning could get this lower.

I suggest you use a small plastic box to house the rings and coaxial cable with the tuning capacitor mounted on the top. A large insulated knob should be attached to the capacitor spindle as otherwise you will get r.f. burns. However,



having warned you, there's no real reason to worry. Just use common sense!

In use the series capacitor is rotated first for maximum received signal. Then, under transmit conditions, you should adjust for a minimum v.s.w.r. reading and the normal tune/load procedures taken on the rig in use.

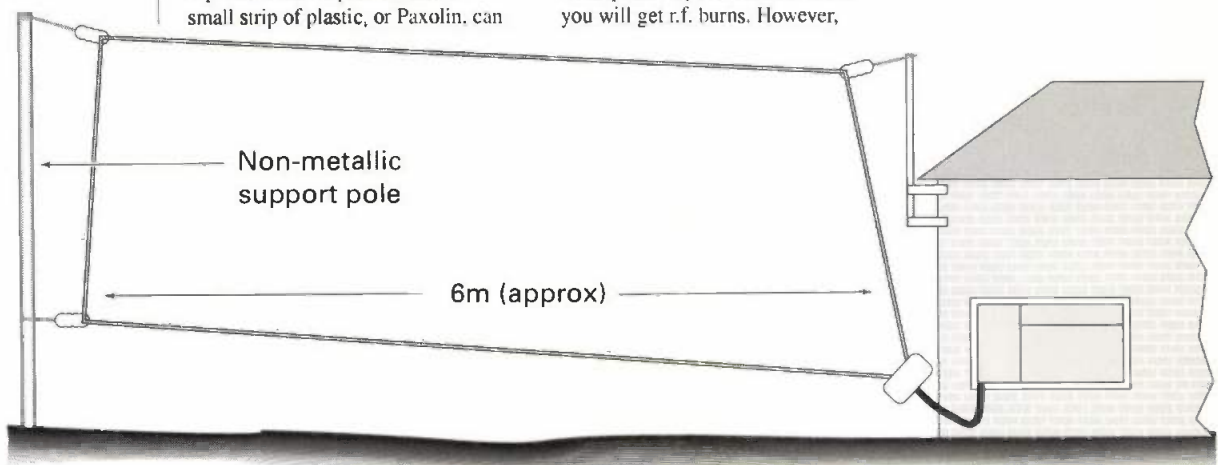
Loop Performance

In use the loop's performance is such that in general, if a station can be heard they can be worked. Operations from Robin's QTH have brought QSOs with GMs, GWs and south coast stations alike.

Considering the very small space needed, this antenna should appeal to those with the limited gardens or the desire not to have something looking Joderel Bank Radio Telescope in the back yard!

The design is very simple and lends itself to experimentation quite well. No complicated winding of coils is required and no great masts need erecting. Have a go, and I hope it gives a few PW readers ideas to play with. See you on 'Top Band'!

PW



WT0354

The Sprat Transceiver



By Rev. George Dobbs G3RJV

The Rev. George Dobbs G3RJV has come up with a compact QRP c.w. transceiver for the 3.5MHz band. We've called it the 'Sprat', to commemorate the G-QRP Club's own magazine, which of course is edited by G3RJV!

The 3.5MHz band offers good pickings for the QRP operator. Many QRP operators hang around the International QRP Calling Frequency on 3560KHz and QSOs with the whole of the UK and many continental countries are easily available with a few watts of r.f. power.

The Sprat project was designed to provide a viable QRP Superhetrodyne (superhet) c.w. station. It's ideal for low power operation on 3.5MHz although the Sprat receiver is so designed to be used alone.

This also means that the receiver, always the trickiest bit of a transceiver, can be built first. Once the receiver is working, the constructor can go on to complete the transmitter board.

The receiver would be a useful project in its own right for those who only wish to listen on the band or would like a stand-by receiver for 3.5MHz. It also makes a very compact stand-alone receiver.

Novice Operators

The 3.5MHz band is available to the Novice operator so the transmitter is designed to deliver the 3W output allowed to Class A Novice licensees. The power amplifier, a single m.o.s.f.e.t. device, is operated in Class AB.

My choice design may appear to be a waste of power. But for novice builders, the 'wing and a prayer' Class C amplifier, so common in

simple QRP transmitter designs, can lead to all sorts of problems.

Why Sprat? Well - the Editor of *PW* suggested this little project to me, saying that he wanted it to be called the 'Sprat' in tribute to another (rather special) journal. *Sprat* is the name of the journal of the G-QRP Club, which I've edited for the last 21 years.

The name Sprat is quite appropriate because it stands for Small Powered Amateur Radio Transmission following as a suggestion from G3DNF when the journal first appeared.

The Receiver

The receiver (Fig. 1.1) is a superhet circuit based on the Motorola MC3362 chip. The MC3362 was designed as a single chip narrow band v.h.f. f.m. receiver but has enough

completed the first full version of the Sprat than a design from Bernie Pallet G3VML, appeared in the October and November issues of *RadCom* using the MC3362 in a receiver!

But after consultation with Rob G3XFD, I decided to proceed with my original project. After all, we were almost ready to go in any case!

The Circuit

Considering the circuit from the input: C1, L1, and D1-4 form an input protection circuit for the transceiver to operate in full break-in mode.

A two-pole band-pass filter, around L2 and L3 selects the 3.5MHz band signals which are coupled, via C5, to the first balanced mixer in the chip. The MC3362 performs all the receiver functions as far as the audio stages.

The internal varicap local oscillator (l.o.) is tuned from 7.933 to 8.033MHz by using L4/C9 as the tank circuit and R2, with R1 and R3, as the tuning control.

The MC3362 provides a buffered output from the l.o. on pin 20. This output is used to drive the transmitter.

The i.f. selectivity is provided by a three-pole 4.433MHz crystal filter, XL1, XL2 and XL3. The filter is of

the ladder configuration, computer designed with Butterworth coefficients for a nominal 500Hz bandwidth.

Several filters have been built using standard 'off the shelf' TV colour burst crystals. All worked well without any need to find a matched set of crystals.

The second l.o. (using pins 3 and 4 and another colour burst crystal) is used for the beat frequency oscillator (b.f.o.). A trimmer capacitor 'pulls' the crystal to vary the beat note.

The recovered audio (at pin 5) passes to Tr1, the audio muting part of the change-over system. The receiver is on in both receive and transmit modes so during transmit,

*"The little fishes of the sea,
They sent an answer
back to me..."*


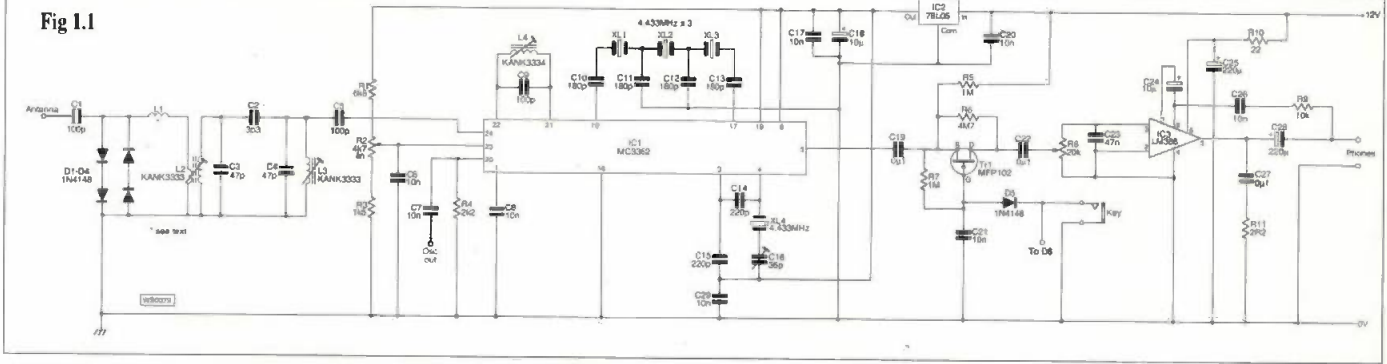
From *Through the Looking Glass*, by Lewis Carroll.

internal functions available at the pins to receive c.w. Several designs for i.f. receivers, configuring the MC3362 with a product detector, have appeared in recent years.

The first person to exploit the MC3362 for h.f. c.w. use was Gary Breed K9AY, in his 'Portable QRP c.w. Transceiver' in *QST*, December 1990. There was a simplified version of the circuit by Peter Parker VK6BWI, published in *Lo Key*, the journal of the VK c.w. Operators QRP Club in March 1993. The MC3362 had not been featured in any UK designs and my first prototype suggested that it could produce a very useful little h.f. receiver. Although no sooner had I



Fig 1.1



the key mutes the audio output via Tr1.

A conventional LM386 audio output circuit gives adequate loudspeaker output under quiet room conditions. The feedback filter provided by R9/C26, reduces the high frequency noise often associated with the LM386.

The Transmitter

The Sprat transmitter is designed to produce a comfortable 3W of r.f. power thus complying with the requirements of the novice and QRP operator. It's perhaps a somewhat 'over designed' but very simple transmitter circuits have an unpleasant tendency to misbehave. The transmitter circuit, Fig. 1.2, shows the complete transmit board.

The signal from the receiver board is fed to a BC183 buffer stage, which produces a clear signal which doesn't shift frequency between receive and

transmit. A preset control, R14, adjusts the amount of drive available to the mixer.

The mixer stage is the commonly used NE602 (IC5). The internal oscillator of the NE602 generates a signal at the 4.433MHz i.f. The crystal may be 'pulled' by C37 to align the transmitted signal to the received signal.

Because the receiver remains on, but muted, during transmit, the transceiver monitors the actual transmitted note. This not only provides a 'live' side tone to monitor the Morse but ensures the transmitter and receiver are on the same frequency. Additionally, if the station being worked is at the same audio pitch as the monitored transmitter signal, the transceiver is netted with the other station.

The transmit mixer output is coupled to a 3.5MHz band-pass filter (L5/L6), followed by a two stage buffer-driver circuit to the power

amplifier stage. In this project the power amplifier is an IRF510 m.o.s.f.e.t. device running well within its power handling capabilities. However, it does require a heatsink.

As an attempt has been made to keep the p.a. stage trouble-free and stable the power amplifier has a manually controlled biasing circuit, set by R24 across Zener diode D7. There is also some feedback via C53 and R22.

The output is through a trifilar wound 4:1 balun transformer (T1) (5 turns 0.32mm wire on an FT37-43 toroid). Note the heavy decoupling at the top of this transformer (C49/52) which helps to minimise r.f. leakage to the 12V power source.

The output is taken through a seven element low-pass filter. This filter follows the W3NQN values for standard capacitor value low pass filters. Coils L9 and L11 are 25 turns of 0.32mm (32s.w.g.) enamelled copper wire on a T37-2 toroid. Coil L10 has 27 turns on a T37-2 toroid.

The input to the receiver is 'picked off' between C57 and the low-pass filter allowing the filter to remain in circuit on receive.

The transmitter mixer and buffer stages are keyed via Tr5, a PNP transistor acting as a switch. The power amplifier remains on all the time. This produces a nice keying characteristic (good reports have been obtained on the air).

I'm sorry that's all I have space for this time. Next time I'll show you how to build the Sprat Transceiver.

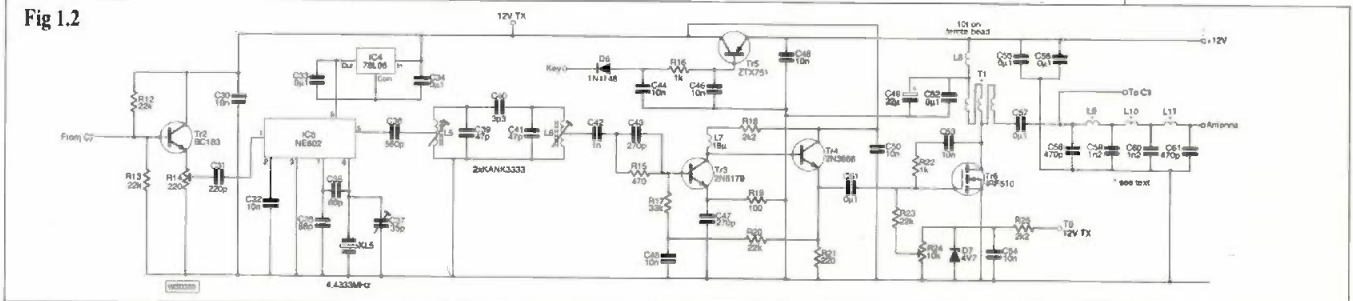
PW

Fig. 1.1: The Sprat superheterodyne receiver has a crystal filter in the i.f. for improved performance. It also provides an output signal to couple to the transmitter.

Full size copies of the Sprat circuits + Pre-publication Shopping list are available from the Editorial Offices.

Fig. 1.2: Taking the i.o. signal from the receiver and mixing it with a reference at the i.f. allows the Sprat receiver to control the frequency of the transmitter.

Fig 1.2



The First 100 CW QSOs

MORSE
SPECIAL

By Dr. Richard Lau G0TBX

Dr. Richard Lau G0TBX recalls the problems of being a newly-licensed amateur using c.w.

With the debate about the relevance of retaining Morse code for h.f. licensing still raging, I thought it might be useful to let readers know how a relative newcomer has been faring with c.w. It was thanks to John G3SJE's efforts on the air and during club evenings that I passed my Morse test in December 1992 and then sat the RAE exam later that month.

I received my callsign in March 1993 and made my first s.s.b. contact later that month. However, it was not until May that I attempted my first two-way c.w. QSO.

I had tried c.w. a little earlier, but the mistake I made was trying to reply to CQs from stations sending a lot faster than I could receive. The other 'problem' I noticed was that amateurs working c.w. on 14MHz aren't terribly friendly!

Anyway, to cut a long story short, I bought myself a Sandpiper whip antenna for 7MHz and attached it to my wife's rotary clothes dryer in the back garden, in the hope that it could be used as a ground plane antenna. For radials, I used four lengths of insulated bell wire about 6m long and buried

them in the ground.

The antenna worked surprisingly well. I disconnected my microphone and plugged in my straight key for some serious operating.

Operating Limited

Because of work and family reasons, most of my operating was limited to the late evening, usually after 10.45pm. I also tended to answer CQs rather than initiate them.

Although most of my first QSOs were punctuated by 'PSE QRS' and 'SRI NAME AGN BK' things have improved a little, but most of the time I have tended to sail rather close to the coast and get by with 'rubber stamp' QSOs with exchanges of signal report, QTH and name.

There are six permutations to this! I have undertaken a statistical analysis of my first hundred c.w. QSOs and the results are as follows: mean duration of QSO - 14.3 minutes, sample range 1-37 minutes!

Notable rag chews were with Bill G0OUT in Middlesborough and Harms DL8NDN in Bamberg (both over 25min). In all, I worked 29 UK stations and my best DX on 7MHz was with Alex UD6DCP in Baku and Rob WB4FNH in Florida.

Gained Confidence

Having gained a little confidence on 7MHz, I decided to graduate up to 14MHz, again taking G3SJE's advice to stay clear of the lowest end of the band and to

concentrate my efforts between 14.040-14.060MHz. I dismantled by whip, re-attached my coaxial cable to the magnetic loop I normally use for the band and tuned it to resonate at 14.050MHz.

My first QSO with a Swedish station and my second was with Mike N8UJZ in Weston, West Virginia! I was even more pleased to hear Bill G0STR tail-ending with N8UJZ, but I think he must have been hit a little later with some very heavy QRM. (did you manage to get through, Bill?).

Other 14MHz notables were with two VE3s within ten minutes or so. I also had a 30 minute ragchew with HB0/DL2YEF/P on a caravan holidaying in Vaduz.


You can see from what I've done that I've found c.w. quite a useful mode for communication. It does require a little perseverance initially and without the help of some 'good' G stations and a few like minded Europeans willing to slow down, I don't think I would have enjoyed myself as much as I have.

Encourage Operators

I hope this short piece will encourage other newly licensed operators to take the plunge and maybe even a few of the more senior members as well. You will soon find that identifying individual Morse letters is NOT the way to go - it is actually a lot easier to pick-up c.w. phrases enbloc.

I particularly like the palindromic sequences such as BEST and 73, but with a little practice it will be quite easy to identify frequently used pro-signs and abbreviations such as CQ, QTH, etc. I achieved 100 c.w. QSOs in two and a half months. This is an average of 1.3 QSOs a day - well within the reach of most of us. Give it a try - I promise you won't regret it!

PW



... AREN'T TERRIBLY FRIENDLY...

Telephone Lynn Smith

for all your
advertising
enquiries

on

01202
659920



SPECTRUM COMMUNICATIONS

Unit 6b Poundbury West Estate, Dorchester,
Dorset DT1 2PG. Phone and Fax 01305 262250
Opening times: 9-1 2-5 Tue-Fri, 9-1 Sat. Closed Sun & Mon.

	Box Kit	Box Built
RECEIVE PREAMPS		
Gain control 0-20dB gain, 100W handling		
Types RP2S, RP4S, RP6S, RP10S	£28.50	£44.00
Masthead versions RP2SM, RP4SM, RP6SM	£39.50	£49.00
TRANSVERTERS		
25W out. Low noise, 15dB gain,		
2M 3W drive. TRC6-2IL (TRC4-2IL built only)	£159.30	£225.00
10M 25mW drive. TRC2-10L, TRC4-10L, TRC6-10L	£150.80	£208.50
10M 0.5mW drive. TRC2-10bL, TRC4-10bL, TRC6-10bL	£159.30	£225.00
WEATHER SATELLITE RECEIVER		
137-138MHz 5 channel with scan and good signal meter, output LS & to computer	£127.40	£184.75

SEND SAE FOR CATALOGUE OF AMATEUR KITS AND BUILT UNITS

J. BIRKETT

SUPPLIERS OF ELECTRONIC COMPONENTS

25 The Strait
Lincoln LN2 1JF
Tel: 01522 520767
Partners J.H. Birkett
J.L. Birkett

AMIDON IRON DUST RINGS T50-26 @ 8 for £1, T106-52 @ 35p, T130-52 @ 50p, T152-52 @ 80p, T200-40 @ £1.50.

TRANSFORMER 240VAC input, 12 volt 4.17 amp out @ £5 (P&P £1.50).

EX-AIRCRAFT VHF RECEIVER Section of 1985 with valves @ £9 (P&P £1.50).

TEXAS FET TIS14 similar to BF256 @ 6 for £1.

X-BAND PORTABLE R. F. POWER TEST SET Type TS-1736-AWW-8 @ £18.50 (P&P £4).

FERRITE RODS 5x6" with Windings @ £1.50, 6x6" @ £1.50, 8x6" with Windings @ £2.

BC661 (Like PRC351) TRANSCEIVER 30 to 70MHz FM. No control box or mic. Part of Clansman Series. No other details @ £45 (P&P £5).

AIR SPACED VARIABLE CAPACITORS 200+200+20PF @ £3.50, 200+300PF (500PF) @ £3.50, 250+250PF @ £3.50, 365+365PF @ £4.95, 500+500+500PF @ £8.95, 150+150PF @ £3.50, 365+365+365PF @ £4.95.

3" ROUND METERS 50 volt @ £3.50, 30 volt @ £3.50, 100mA @ £3.50, 1mA Signal Level @ £3.50.

CERAMIC DISC CAPACITORS 3.9, 4.7, 6.8, 9.1, 12, 15, 22, 27, 33, 39, 47, 82, 100, 120PF. All 1Kw @ 15p each.

DUAL BEARING VARIABLE CAPACITORS 100PF 1/4" Spindle each end @ £4.95, C804 types 5PF, 10PF, 20PF, 25PF, 50PF 100PF @ £3.50 each.

COLLINS EX-AIRCRAFT AUTOMATIC ATU with 1000PF Vacuum Variable Capacitor, Motorised Coil. No info @ £45 (P&P £8).

VHF-UHF R. F. POWER AMPLIFIER with 4CX150 and another with 6C4 and Semiconductors. No info @ £25 (P&P £4).

ACCESS, SWITCH and BARCLAYCARD accepted. P&P £1 under £10. Over Free, unless otherwise stated.
C.M. HOWES KITS. Available by post and for callers.

RST PHONE 0181 684 1166 **LANGREX SUPPLIES LTD** **RST FAX 0181 684 3056**
DISTRIBUTORS OF ELECTRONIC VALVES
TUBES AND SEMICONDUCTORS AND I.C.S.
1 MAYO ROAD • CROYDON • SURREY CR0 2QP
24 HOUR EXPRESS MAIL ORDER SERVICE ON STOCK ITEMS

AZ31	£ p	EL95	2.00	PY901	1.50	6B66	1.50	6SL7GT	4.50
CL33	5.00	EL360	18.50	QV002-6	12.00	6B66	2.50	6SN7GT	4.50
DY86/7	1.50	EL509-519	12.00	QV003-10	5.00	6B66	2.25	6SS7	3.00
E88CC Multi	8.50	EM34	15.00	QV003-10 Multi	15.00	6B66	2.00	6U8A	1.50
E188F	3.50	EM84	4.00	QV003-20A	15.00	6BQ7A	3.50	6V6GT	4.25
E819F	22.00	EM87	4.00	QV06-40A Multi	30.00	6BR7	6.00	6X4	3.00
EARC80	2.00	EA87	4.00	QV03-12	8.00	6BR8A	4.00	6XS0T	2.50
EB91	1.50	EA87 Multi	7.50	U19	10.00	6BS7	6.00	12A17	3.00
EBF80	1.50	EY86	1.75	UABC80	1.50	6BW6	1.50	12A2X	3.00
EBF89	1.50	EY88	1.75	UACH42	4.00	6BZ6	2.50	12AX7A GE	7.00
EEL31	15.00	EZ80	3.50	UACH81	2.50	6C4	2.00	12BA6	2.50
ECC33	7.50	EZ81	3.50	UCL82	2.00	6C6	5.00	12B16	2.50
ECC35	7.50	EY501	3.00	UCL83	3.00	6C86A	3.00	12BH7A GE	7.50
ECC81	3.00	GZ28 Multi	8.50	UFR9	4.00	6C86GA	5.00	12BY7A GE	7.00
ECC82	3.00	GZ33	6.00	UL81	12.00	6CL6	3.75	12DW7	15.00
ECC83	3.50	GZ34 Multi	15.00	UL84	3.50	6CG7	7.50	12E1	6.50
ECC85	3.50	GZ37	6.00	UY41	4.00	6CH6	5.00	12HG7 12GN7	15.00
ECC88 Multi	6.00	KT61	10.00	UY85	2.25	6DW4	8.00	30F112	1.50
ECC91	2.00	KT66 China	10.00	VR105/30	2.50	6D6	5.00	30P19	2.50
ECP80	1.50	KT88 China	12.00	VR150/30	2.50	6D05 GE	17.50	30DB(PPI)	110.00
ECY85	3.50	N78	2.50	Z795	10.00	6D08B	12.50	57Z8	95.00
ECH42	3.00	OZ2	6.00	Z803/4	75.00	6EAB	4.50	805	50.00
ECH81	3.00	OB2	2.70	ZD21	3.50	6EH5	1.85	807	5.75
ECL80	1.50	OC3	2.50	3B28	20.00	6F6	3.50	811A	18.50
ECL82	3.50	OD3	2.50	4CX250B STC	55.00	6F07	7.50	812A	65.00
ECL83	3.50	PCF80	2.00	5R4GY	6.00	6GK6	4.00	813	27.50
ECL86	3.50	PCF82	1.50	5U4G	5.75	6H6	3.00	833A	85.00
ECL180B	25.00	PCF89	2.50	5U4GB	5.75	6H56	4.95	866A	25.00
EP37A	3.50	PCF90	2.50	5V4G	4.00	6J5	3.00	877A	20.00
EF39	2.75	PCF92	2.50	5Y3GT	2.50	6J6	3.00	891A	25.00
EF40	5.00	PCL82	2.00	5Z1	4.00	6J7	4.00	2050A GE	12.50
EF41	3.50	PCL83	3.00	5Z4GT	2.50	6JB6A GE	19.00	5751	6.00
EF42	4.50	PCL84	2.00	6AH6	4.00	6JS8C	20.00	5763	10.00
EF80	1.50	PCL85	2.50	6AK5	1.50	6JEB6	20.00	5814A	5.00
EF85	1.50	PCL86	2.50	6AL5	1.00	6JS8C GE	20.00	5842	12.00
EF86	10.00	PCL905	7.50	6AM6	2.00	6K6GT	3.00	5908	7.50
EF91	2.00	P0750	6.00	6AN5	5.00	6K1	4.00	6146B GE	15.00
EF92	2.00	PL36	2.50	6AN8A	4.50	6K8	4.00	6560A GE	25.00
EF183	2.00	PL81	1.75	6AQ5	3.25	6L6G	10.00	6883B GE	16.00
EF184	2.00	PL82	1.50	6AR5	25.00	6L6GCSYL	12.50	7025 GE	7.00
EL32	2.50	PL83	2.50	6AS6	3.00	6L6G GE	12.50	7027A GE	20.00
EL33	10.00	PL84	2.00	6AS7G	9.50	6L7	3.50	7199	12.00
EL34 Siemens	10.00	PL84	2.50	6AT6	2.00	6LQ6/BJE6C	20.00	7360	25.00
EL36	4.00	PL508	5.50	6AUSOT	5.00	6D7	4.00	7361A	15.00
EL180	25.00	PL509-519	7.50	6AL6	2.50	6RHMB/6K8NB	12.00	7588	15.00
EL41	3.50	PL802	4.00	6AW8A	4.00	6SA7	3.00	7587	23.00
EL81	3.00	PY81	1.50	6B7	4.00	6SC7	3.00	7668	23.00
EL84	2.25	PY88	2.00	6B8	4.00	6SG7	2.50		
EL86	2.75	PY500A	4.00	6BA6	1.50	6SJ7	3.00		
EL91	3.00	PY800	1.50	6BA7	5.00	6SK7	3.00		

OPEN TO CALLERS MON-FRI 9AM - 4PM. CLOSED SATURDAY
QUOTATIONS FOR ANY TYPES NOT LISTED.
OVER 6000 TYPES AVAILABLE FROM STOCK.
OBsolete ITEMS A SPECIALITY.
TERMS C W O / VISA / ACCESS MIN ORDER £10.00
P&P 1-3 VALVES £2.00, 4-6 VALVES £3.00 ADD 17.5% VAT TO TOTAL INC P+P

£30 WORTH OF VOUCHERS

CATALOGUE WAS £2.50 NOW FREE

Only the cost of a stamp

THINK COMPONENTS - THINK CRICKLEWOOD

- TELEVISION & VIDEO SPARES
- RESISTORS & CAPACITORS
- HI-FI GADGETS & SPEAKERS
- TRANSISTORS & I.C.'s
- AUDIOPHILE CAPACITORS
- IN CAR AUDIO
- COMPUTER BOARDS
- TOOLS & TEST EQUIPMENT
- PLUGS SOCKETS & LEADS

PLEASE SEND ME A COPY OF THE CRICKLEWOOD CATALOGUE.

Name.....

Address.....

PW

Cricklewood Electronics Ltd, 40-42 Cricklewood Broadway,
London NW2 3ET. Tel: 0181-450 0995 Fax: 0181-208 1441

Meters Made - TAIWANESE STYLE!

By Mike Haydon GIKVO

Mike Haydon GIKVO shares the interesting experiences he had during a trip to Taiwan watching meters being made by hand!

In August of last year I was privileged to be invited to The International Electronics Show in Taiwan's capital city - Taipei. The show runs for five days and attracts buyers from around the globe.

At the exhibition visitors find anything from the very latest in communication equipment to laser light equipment. You can even buy a 'Flow Solder Machine' if you've got room in the shack at home!


Taiwan is a delightful country to visit, with over 18 000 square miles of beautiful countryside and culture that stems back many hundreds of years. With a population of nearly 21 000 000 people, most of whom seem to speak some English, you'll certainly not get lonely there.

The country is becoming a major contributor to the world's computer and electronics industry with most of its manufacturing concentrated into Taipei. I would like to add that on my visit I found the Taiwanese people to be incredibly friendly and extremely hospitable - qualities which the British were known for not so long ago!

Taiwan Nissei

During my visit I was fortunate to be invited to the factory of 'Taiwan Nissei' - an offer I could not refuse! Taiwan Nissei are a fairly large sized company, employing over 120 staff.

The company is part Japanese and part Taiwanese owned. Principally, they've been making moving coil meter movements' for over the last 30



Mike Haydon GIKVO attended the 1995 International Electronics Show in Taipei, Taiwan and ended up visiting a very interesting company where everything is hand-made.

years for such customers as Sony, Uniden, Yamaha and many other large Japanese and American companies.

Arriving at their factory site early one morning I couldn't believe my eyes. No, I wasn't expecting a mud hut building, but in fact I found a very impressive large sized factory unit.

I was greeted by Nissei's Managing Director, Mr Kevin Lin, and their General Works Manager, Mr Yueh Chung. Both gentlemen spoke very good English. After a brief meeting to discuss future products I was invited on a tour of the factory. This is the bit I was waiting for!

First stop was the accounts office (the boring bit I hear you say). Well, to be honest I've never seen so many attractive ladies busy with computers and up to their arms in reams of invoices. I wanted to stay a while but I think they'd been forewarned about English men!

Drawing Boards

Next stop was a very small room surrounded by drawing boards and a handful of staff, scratching their heads. This seems a familiar sight, although there was not one computer to be seen in this office.

Research & Development, as most people are aware, is very important to any company. And to illustrate this, I should mention that Taiwan Nissei spent over 15 months from start to finish on their first range of s.w.r./power meters.

The new power meter was the pride of the company. It was the first

time the company had gone one step further from just producing a 'meter movement' to producing a complete product.

Production Room


Next stop was the 'meter' production room. Access to this room was through an air conditioned hall, which had a peculiar type of rubber coated flooring.

Before I was permitted to enter the room I had to remove my shoes and replace them with what looked like a pair of 'flip-flops'. If that wasn't enough, I then had to put on a large white overcoat - I felt like a holiday camp entertainer!

On entering the room I could not believe my eyes. There, in front of me, were over 30 members of staff sitting at what looked like sewing machines.


The people were actually winding the 'coil' sections of the meter by hand. This was carried out using a mechanical counter to monitor the number of turns made onto the 'former', a normally cylindrical mandrel used to shape the coil on and hold it in its permanent position.

Further up the room there were a number of staff sat at desks with what appeared to be a selection of needles, pot of paint and a paintbrush in front of them. Yes, you guessed it - they were in fact painting the 'pointer' or indicator needle by hand, which was later to be fitted to the meter assembly.





Assembling the meter movement. All the assembly work is carried out by hand. Even winding the 'moving coil' element is carried out with a device that looks like a sewing machine!



Spring Section

Next I was shown the 'spring' section. Here, minute springs were assembled by hand which would later give the 'pointer' its return action required to read 'zero'. A job for the steady hands only!

A few tables along there was perhaps the hardest job of all - the assembly of the meter movement and parts. Here, very careful hands assembled the coil and magnet into the plastic meter housing (made downstairs in yet another department) and then attaching the return spring and pointer into the assembly.

Next job, (one I didn't fancy having a go at) was the soldering of the 'moving coil' wires to the rear solder tags. Small hands again were needed for this task.

By now I think I would have found myself on hands and knees trying to find the missing return spring. (I bet you too have tried to repair an old watch with the same results!).

After a little more 'titivating' (no, not me, they wouldn't let me back in the accounts room!) the meter was finally assembled. It made me sweat just to watch this intricate hand work taking place.

The meter then had its final 'indicator' plate attached before it headed off for testing. Each hand-made

meter is tested for full scale deflection (f.s.d.) against a supplied current, ie. 10uA f.s.d. Any meter that falls outside the permitted tolerances is discarded.

Printed Circuit Boards

Time pressed on and it was now time to leave the 'sweat shop' (where you couldn't even have a smoke) and visit the p.c.b. assembly room. Here again everything is assembled by hand.

Staff were busy building the calibration p.c.b. along with the s.w.r. sensor unit. All soldering was done by hand and there was not one flow soldering machine in sight.

Assembly of the 'r.f.' sensor unit is a very skilled job. Great care has to be taken in not damaging the configuration of the components and so altering the s.w.r./frequency response of the meter. (The r.f. sensor is a small box, normally made of tin, located at the rear of the s.w.r. meter housing).

The unit uses special diodes, the r.f. passing through what appears to be waveguide. Here it's sampled and the current generated provides the basis on which the meter can indicate forward/reflected power levels.

Once the sensor and calibration p.c.b.s were finished, it was time to assemble the main unit. Both the meter and calibration unit were then fitted into the prefabricated (injection moulded) front panel which was then attached to the 'pressed' aluminium/tin rear housing box.

Test Equipment

Next I was taken to yet another small room surrounded by Marconi & 'Bird' test equipment. I even spotted a Kenwood multi-bander on each of the test benches (well, they need something for reference!).

In the test room the meter was calibrated using a Bird Thru-line test unit. Power checks were made at


various pre-determined power levels for the necessary fine tuning to be made. The v.s.w.r. checks were made against numerous loads with pre-defined v.s.w.r. ranging from 1.1-1 to 5-1 to verify the accuracy.

The meter was finally ready to be fully assembled and last checks carried out. Amazingly, it was a totally hand-made product! This was the pride of the company, their first complete product made from start to finish entirely by them. Well done!

Large Scale

Taiwan Nissei are now producing the meters on a very large scale (forgive the deliberate pun!). All products are still made by hand.

The company are slowly adding other products to



their range. And I was truly amazed during my visit to see that everything, within reason, was made by hand and the attention to detail that was needed at every stage of the production.


Nowadays, we all tend to think that everything comes off the end of a conveyor belt as a finished product. Let's hope that there will always remain a need for such quality hand craftsmanship.

My visit would not have been possible without my hosts' welcome. So, I would like to thank Mr Kevin Lin and members of staff at Nissei for their kind hospitality and patience in providing me with answers to my continual questions. And next time you look at your meter, spare a thought for Kevin Lin and all his workers.

PW

The r.f. test and alignment 'department'. Mike Haydon spotted a Kenwood transceiver amongst the test equipment, where initial tests are made on the partially assembled power/v.s.w.r. meters.

A suitable case for treatment? The v.s.w.r./power meters cases are injection-moulded in a lower ground floor department. Here' they are shown being prepared for final assembly. Mike was surprised that everything is actually made in the factory. Nothing, apart from the raw materials, is brought into the the Taiwan Nissei Taiwan factory.



Quickroute 3.5

By 'Tex' Swann G1TEX

'Tex' Swann G1TEX, our technical sub-editor, checks circuit diagrams and p.c.b.s on a day-to-day basis. So, who better to have a look at a new release of Quickroute 3.5 the schematic and p.c.b. design program?

Part of my task within the magazine is checking and if necessary creating circuit diagrams and p.c.b.s for the various projects within *PW*. So, when a new version of *Quickroute* v3.5 became available, Rob Mannion, the Editor, asked me to have a look at it.

Here at *PW* we are very 'Mac' based. Almost every part of publishing the magazine, as you see it, is carried out on Apple Macintosh computers.

But *Quickroute* is designed to run on IBM PCs (or 'clones') under Windows 3.1. The question is, would it be as easy to use, or make the circuits look as good?

Ancient PC

So, I dusted off an ancient '486/33 PC to get to grips with the program. But let me first say what my machine has in the way of 'bits'. It's a '486/33 with 16Mb of RAM, a 170Mb hard disk and a 1Mb video card.

I've tended to go for more memory as an aid to running programs more effectively than the pure processor speed would imply. But would my system be suitable for such a program as *Quickroute*?

The object of *Quickroute* is to create circuit diagrams or p.c.b.s as easily as possible. As with other electronic circuit and p.c.b. programs available, these two similar processes are quite separate. You choose to create a schematic or a p.c.b. layout.

Two additional tricks 'up the



sleeve' of *Quickroute* is that if you produce a correctly connected circuit diagram, it can dramatically shorten the time to creating the p.c.b. It can also create a 'Netlist' to be exported to the *SpiceAge* program, which will analyse your circuit from an electrical viewpoint.

Two Disks

When I opened the package I was surprised to find only two high density disks, a 180 x 225mm ring bound manual and a similarly sized manual of the extended library symbols. Where were the dozens of compressed program disks of Windows programs?

The answer is that the program is written to fit onto one of the two disks 1.44Mb floppy disk. Inserting the program disk into the A: drive and starting to install the program from within windows was all that was needed to get going.

To install the extended libraries (about 200 other symbols) on the second disk is also easily done. Five minutes and I was ready to go. However, I had to install a 'dongle' (security) onto the printer port of the PC.

A 'dongle' is an adapter that a program can check to see if it is present. This is an aid to minimise the theft (by multiple copying) of software. Without this piece of (software) security hardware the review copy wouldn't run (this limitation is being removed on production copies of the program).

Simple Project

To try the software out I decided to recreate a version of a simple project that I made some time ago. It was a mono to stereo adapter to help with listening to Morse on crowded bands.

The first impression I got was that (as it's supplied), *Quickroute* is more

aimed towards the digital or 'computer' type of project. I say this because within the various symbol libraries there are few symbols for r.f. components.

The lack of r.f. symbols seemed to be a limitation. However, I then came across a section in the manual showing how to create your own symbols.

Within the package you can create almost unlimited new symbols to suit yourself, so the lack of symbols is only a small irritation. And making your own circuit symbols turned out to be a relatively simple operation.

When creating your own (or editing existing) symbols the user should try to get the input and output pins on the correct spacing. I found that if I made the grid step too small it was very fiddly to connect up later on. (This created problems with 'Netlisting', but I'll explain that later).

Well Laid Out

The program is extremely well laid out with three separate areas to consider on screen. You'll see this by having a look at Fig. 1, where I've shown a complete screen.

The start of the circuit is shown in the main area, with the tool area above. Over on the right hand side is the 'Parts Bin'. This is where commonly used components are kept during creating a circuit.

You can add, or remove, parts to the Parts Bin at any time, while working on a diagram. This is done by moving the pointer over the Parts Bin, clicking on the left hand mouse key and adding the current symbol to the bin, for quicker selection later. Clicking the right hand side mouse key removes the current symbol.

Incidentally, the reason there are so many types of resistors and capacitors is that each one relates to a different p.c.b. pad layout. Take capacitors for instance, a 220µF electrolytic can have different can sizes. It can also have both pins at one end or at opposite ends.

The same principle applies to resistors, and I've not even considered

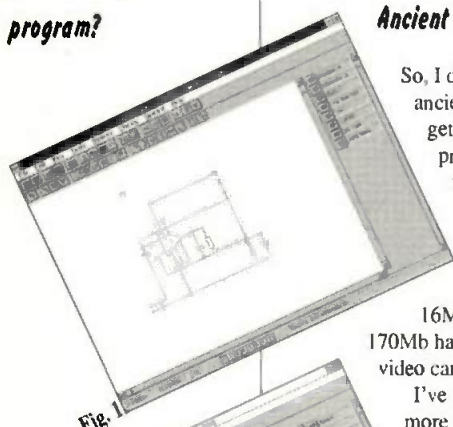


Fig. 1

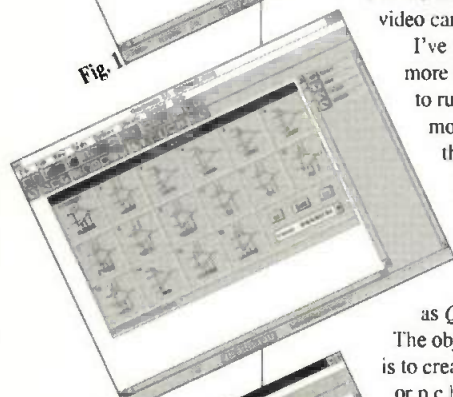


Fig. 2

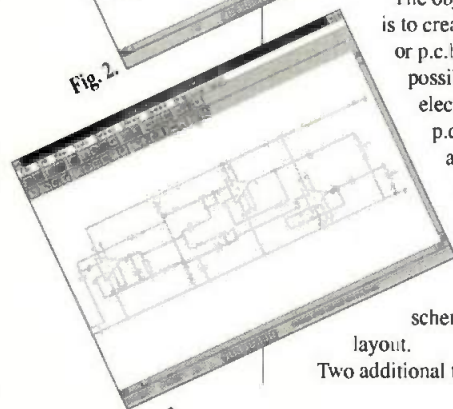


Fig. 3

A Review



coils! On that score you will have to create most of your own coils as they are not very well catered for in *Quickroute*.

I have one small observation with the colour of the symbol as it's being positioned prior to placing. It's a yellow colour that doesn't show up very well. And if you turn off the 'display in colour' it disappears altogether!

The 'screengrab' in Fig. 2 shows a new circuit element being chosen from the 'Linear Component' library. On choosing the component it's then available to place anywhere on the diagram.

The cursor is of the 'snap-to-grid' type. The grid being defined as 20 to 0.2mm in eight steps (or 1 to 0.001in, again in eight steps).

Circuit Diagram

After a while I had the start of my circuit diagram as shown in Fig. 3. (Notice I've 'turned off' the Parts Bin area to make more room on the main area). This is a great help for those with only a VGA or small display size (640x480 pixels) screen.

Now take a look at the close-up in Fig. 4, which shows an i.c. in more detail. Note that circuit component 'joinings' have to be made very accurately, otherwise when you come to make a 'Net Compile' they aren't considered to be coupled together electrically (I'll explain later).

To create a p.c.b. layout automatically using *Quickroute*, the circuit diagram **must** be absolutely correct. All points that should be linked **must** be linked. Have look at Fig. 5, this shows a few errors that I made early on.

In Fig. 5 the joined points are shown with a solid dot. While those only approximately joined have unfilled circles at their common (similar) points.

To show you what happens if the circuit is not absolutely correct, I've carried out a 'schematic capture' at that point, before corrections. However, before making a schematic capture, you **must** save the circuit diagram, as schematic capture

replaces it with a 'rat's nest' p.c.b. layout.

As you can see with the rat's nest layout in Fig. 6 there are very few lines connecting the p.c.b. layout symbols that correspond to the circuit components.

Rubber Banded

When you move the components around on the p.c.b. the connecting tracks are 'rubber-banded'. (They act as if the points are connected together with a length of rubber).

To complete the p.c.b. layout you have to manually move tracks to achieve non-contact. This can be easier said than done on complex circuits.

To save a little time I took a demo circuit file and created the rat's nest p.c.b. layout as shown in Fig. 7. As you can see, the main components are in the right places, but the tracks need a bit of 'pulling' around until you can end up with one layout as shown in Fig. 8.

When you've finished your circuit diagram and p.c.b. layout, you can export circuits and layouts using the clipboard. You could now incorporate the diagrams into your own newsletter. Depending on the level of the program you're using you can import and export information to and from other programs.

To make *Quickroute* easier to use, many of the commands are on the tool button bar shown in Fig. 9. Each of the commands (and any keyboard shortcuts) are well documented in the manual, which should be read thoroughly before attempting your first 'real' circuit diagram and p.c.b.

Very Capable

The overall package that I've reviewed is a very capable circuit and p.c.b. drafting program. It also offers

extremely good value for money for such a comprehensive package.

I had the opportunity to try running *Quickroute* on a variety of PCs and anything greater than a '386/20 seems to provide a more than adequate performance. An early portable '386/20 PC with only 4Mb and built-in video (poor) was used to create drawings fairly easily.

My thanks go to **Robinson Marshall Europe PLC, Nadella Building, Leofric Business Park, Progress Close, Coventry CV3 2TF. Tel: (01203) 233216** for the review copy of *Quickroute 3.5*.

Contact Robinson Marshall at the above address (or by E-mail - Qroute@rme.co.uk) for a demo copy of *Quickroute 3.5*.

The program is available in: Personal, Designer, PRO and PRO+ versions. The costs of these versions are: Personal - £68, Designer - £149, PRO - £249 and £399 for the PRO+ version.

PW

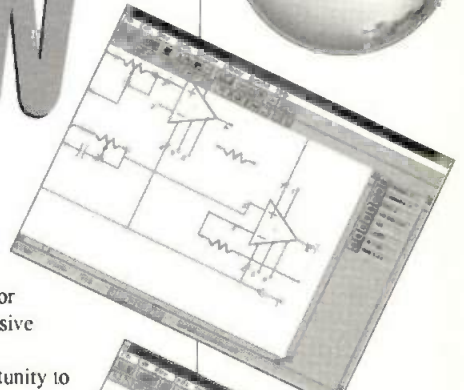


Fig. 4.

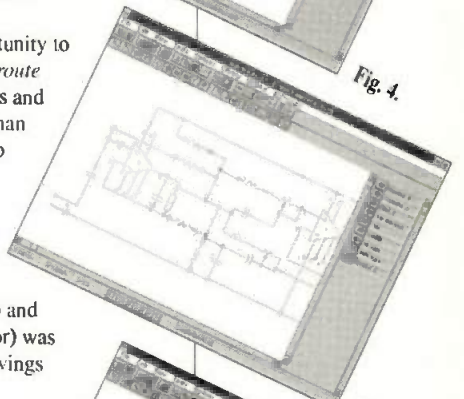


Fig. 5.

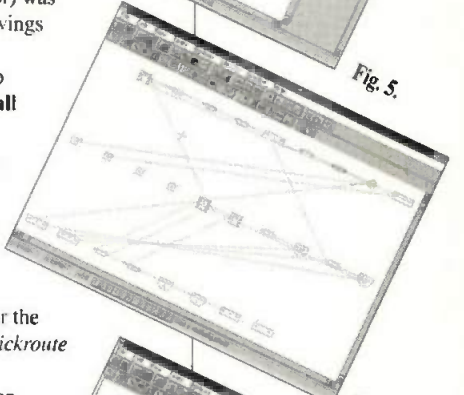


Fig. 6.

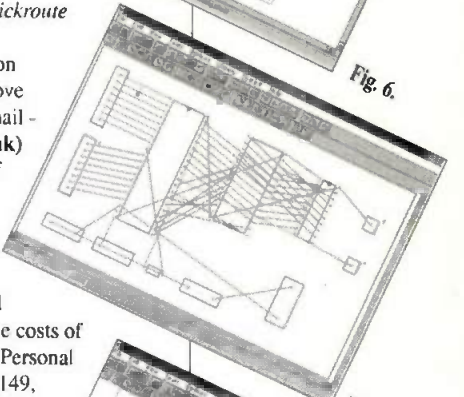


Fig. 7.

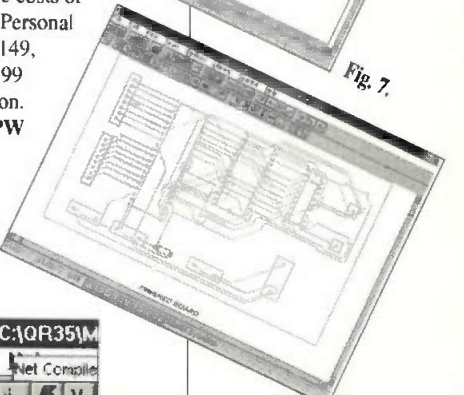


Fig. 8.





Fig. 9.

Valve & Vintage

By Charles Miller



It's Charles Miller's turn to look after the *PW* vintage 'wireless shop' again, and he continues the story of the fascinating characters and exciting developments in the early days of radio.

Whilst the shenanigans with de Forest were in full cry in America, back in Britain various rather less flamboyant, not to say reclusive, figures were busy. They were 'beavering' away in the laboratories of the Post Office in search of a repeater for long distance telephone circuits.

A team of engineers had been assembled and was working towards producing a valve to do the job when the work was pre-empted by the arrival of a young man called **S. G. Brown**. He'd devised what he called a relay, which was already up and running.

Brown's idea was a straight electromechanical 'gubbins'. Effectively, it was an earphone connected to the incoming call was coupled to a microphone which then re-sent the outgoing call.

Mechanical advantage in the coupling was supposed to give a gain of about 20. Brown's technique sounds a bit improbable, but it satisfied the Post Office enough for it to start installing them and to abandon work on the valve idea.

Captain Round

Now it's over to Marconi's Wireless Telegraph (MWT) Co. and a certain **Captain H. J. Round**. He was astute enough to figure that it was worth carrying on where the GPO team had left off!

Eventually Captain Round came up with a 'soft' (low vacuum) triode. It had an oxide coated filament (an idea borrowed from some German inventors) and tubular

grid and anode.

Round's valve depended on there being slight amount of gas inside the envelope. To provide this there was a little extra tubular bit of glass above the anode in which lived a pellet of asbestos.

Fortunately for progress, this took place some 70 years before the EEC took control of Britain. Otherwise Round would undoubtedly have been imprisoned for shattering safety directives in all directions!

As it was, Round bunged in the asbestos and lived to tell the tale, and the device actually worked. The interesting thing was that when these valves were new they started to function within three seconds of the current being applied to the filament.

However, as they aged the waiting time gradually got longer. It would have been embarrassing had not some bright spark discovered that the valve could be goaded into action by the application of a lighted match to the glass around the asbestos pellet (not surprising, really, since anyone would get a move on with a lighted match stuck up his anode). Perhaps this was the origin of the term 'warming-up time'?

Patent Agreement

A couple of years after Round had produced his 'soft' valve MWT got together with Telefunken of Germany and signed a cosy patent. With this agreement MWT was to concentrate its efforts on receiving types and Telefunken on transmitting types.

Had it worked out, the agreement would have given the two firms a near

duopoly in European valve manufacture. But unfortunately the respective Governments, like Tweedledum and Tweedledee, resolved to have a fight.

It was rather strange for two countries ruled by royal cousins! But all families have disputes now and again.

In August of



A BTH B-E valve of 1923, complete with BBC marking on the envelope.

1914 the shooting by a student of a Grand Duke in Sarajevo provided a suitable excuse for the quarrel to erupt into a war. It was a war that would last four years and wipe out almost a generation of British, French and German manhood plus a great number of the Americans before it was finally sorted out.

True to tradition ('follow me lads, I'll be right behind you') no casualties were reported among the brave politicians who had got everyone into the fine mess in the first place!

So in the euphoria of Summer, 1914, the gallant First Hundred Thousand marched off to be slaughtered. All that could be heard was the sound of cash registers in Whitehall ringing up taxpayers' money to finance the adventure.

Good Communications

Since good communications are a great help to those hell-bent on killing as many people as possible in the shortest time, money flowed. It also filtered through to fund the development of radio telephony, both on the ground and in the air.

By this time Round had developed his 'C' type valve which again used the asbestos pellet idea and was reputed to have as much gain as any three other types put together.

The 'C' was to find its way into a number of military receivers, together with the later type 'N'. The this type had the advantage of being capable of working in 'reflex' circuits whereby a single valve

Before the advent of 'mains' power supplies, the listener had to use batteries such as the 'Winner' for h.t. supplies. (The 'Winner' was still being made well into the 1960s!).



dealt simultaneously with both radio frequency and audio frequency signals.

Transmitting Valves

With the enforced lapsing of the Telefunken agreement Round had also moved on making transmitting valves. These commenced with the ingeniously named 'T' type.

The 'T' type was a 'hard' (high vacuum) valve which worked at far higher anode voltages than the 'soft' variety. This factor enabled it to generate the high power oscillations

development was rated at no less than 2000V. (It's worth comparing these voltages with the 30-50V common for 'soft' valves).

By the end of 1914 military transmitters and receivers using Round's valves were in use on the battlefield. They were also in the air above the trenches in the Royal Flying Corps' aircraft, being used for spotting enemy troop movements and positions.

Direction finding (d.f.) equipment was also developed by MWT for aircraft. They were produced under contract by BT-H from December, 1914.

The d.f. gear used the 'C' valve

cramped quarters of a wood-and-canvas aeroplane carrying large quantities of petrol, a special electrical heater for the asbestos pellet was devised to fit around the valve!

Valve Manufacturing

The BT-H Company also went into valve manufacturing, initially making a British version of the de Forest Audion. These were successful, proving able to work over the frequency ranges of military equipment.

However, the Audion's limited useful life brought about their abandonment within 12 months in favour of a new type developed in BT-H's own laboratories. It was itself based on a French military valve called the 'TM' (from *Telegraphique Militaire*).

The new valve, the 'R' type became perhaps the best known of all the early British valves. Examples still change hands nowadays at high prices between collectors. And almost incredibly, even after 80 years the odd brand-new-in-a-box one will still turn up!

The 'R' was a hard valve with a tungsten filament that was comparatively economical at the time, being rated at 4V, 700mA. The grid was a wire helix surrounding the filament, and the anode a nickel cylinder enclosing the whole.

The valve worked with between 30 and 100V on its anode and had an amplification factor of nine. Its globular envelope with a sealing 'pip' at the top and a four-pin base that subsequently became a standard in Britain make it, perhaps for the first time, recognisably a valve to modern eyes.

Generic Name

In fact 'R' became something of a generic name for a number of types closely or otherwise related to it. The valve was not perfect - we'll look at its faults in a moment - but it was so much better than what had gone before that all the British valve manufacturers of the time were contracted to produce it.

(Rivalries were not quite abandoned in this war-effort co-operation, however, Ediswan calling its version the ES1).

Something rather odd now happened if the available documentation (admittedly muddled) is to be believed. At any rate, when the 'R' proved to have too restricted a frequency range for all military applications, and moreover was 'microphonic' (sensitive to slight mechanical shock), BT-H appears to have 'stepped back'.

The company regressed for a while to soft valve techniques with the gas-filled type 'R2'. Initially the gas used was hydrogen, but this was changed during the production run to helium. (I can't help wondering if these valves had to be tethered down to prevent their floating off into the stratosphere!)

Restricted Frequency

The R2 may have got over the microphony problem but it still suffered from a restricted frequency range. This caused a lot of head scratching on the part of the BT-H laboratory workers.

Eventually, following the pattern of happy accidents set by de Forest and McCandless, someone stumbled on the answer when a batch of production R3s was found to have a remarkably enhanced frequency limits.

Apparently something had gone awry during the sub-manufacture of the electrode structure. This resulted in the filament becoming distorted and ending up much nearer the grid than planned.

Rather than rely on chance, as did de Forest with his X-grade Audions, BT-H essayed a valve that should have the close filament-grid alignment as standard. The first attempt may have been called the R3, but if it was no one knows for certain and the successful final result was the R4.

The R4 valve was not soft, nor very hard and it worked with an anode voltage of between 45 and 55V. The filament was greedier than that of the R, demanding just over 1A at a voltage of between 3.5 and 4V, adjusted by the operator.

Again, a number of other firms made the R4. Initial examples had a reasonable working life of about 1500 hours, but when Osram decided to make a really hard variant this was improved at least twofold, with some examples chalking up no less than 8000 hours.

Success increases of the valves' working life didn't prevent further tinkering with the specification. And this time the technicians were trying a more economical filament.

The economical filament aim was achieved with its replacement by one rated at less than 500mA at between 2.5 and 4V. But the penalty was a return to the 1500 hour life expectancy and noisy operation to boot!

So, it was back to the drawing board and the emergence of the R4B valve. This had another new filament with a narrow 3.4 to 3.9V voltage specification and a current consumption, of again just under half an amp.

The R4B was followed by the R4C which had a slightly lower filament voltage range of 3.2 to 3.85V. Eventually there was an R5, but this bore little resemblance to the previous R series, having an unreliable electrode assembly, a non-standard base and a tendency to break its filament during evacuation of the envelope.


In fact, the only good reason for mentioning the R5 here is that the latter was designed by a certain young **Captain Stanley R. Mullard** of the Royal Flying Corps. And we'll be hearing more of this gentleman very soon!



Valve filament supplies were provided by 2V accumulators and many people can remember having to take them to the local garage for 'recharging'. Meanwhile, valve designers were desperately trying to reduce filament current consumption without effecting other characteristics.



We'll be hearing quite a lot about a certain Captain Stanley Mullard, formerly of the Royal Flying Corps, next time it's my turn to look after the 'wireless shop'!



An M-O 'R' valve with a 4V 700mA filament. It required an anode voltage of between 30 and 100V. Note the attractive silvering effect of the 'gettering'.

needed for transmission.

The 'T' was followed by the 'LT' (a misnomer if ever there was one since it would handle an h.t. supply of 1500V on its anode!).

Even more impressive, the 'TN'

which, in the low temperatures encountered at high altitudes became reluctant to start working. So, as it was not a very safe proposition to play about with lighted matches in the

Cheerio from Charles, see you in October.

SCENE USA

Ed Taylor WT3U finds out about the man who invented, and gave his name to the Morse Code. He also looks at US Morse tests, and asks if we're being unnecessarily demanding in the UK.

You can be on the air using Morse for quite a while before discovering that the code you're using is named after a real person. You may be even more surprised to learn that the inventor of Morse Code was responsible for a communications revolution, comparable to TV and the Internet in our own era.

We take it for granted that we know what is going on anywhere in the world almost as soon as it has happened. Maybe a sister in Australia has broken her leg, maybe a president has been assassinated but we expect to hear immediately.

However, until just over 100 years ago, the fastest way of getting a message through was by horse, train and ship. You might have waited for months to find out whether or not your country was still at war!

A remarkable American changed all this. Professor **Samuel F. B. Morse**, who looks out at us from Fig. 1. It's no exaggeration to say that his electric telegraph, and the methodology needed to use it (Morse Code), had a dramatic effect on communications. For the first time ever, information about events could be made available to everyone in a matter of minutes.

Foundation For Success

I should say right now that the efforts of many other scientists laid

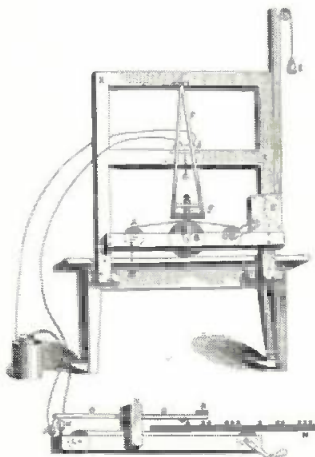


Fig. 3: The telegraph recorder invented by Morse.

the foundation for the success of Samuel Morse. He studied the work of other pioneers, such as Ampere, Oersted, Volta and others, whose names have been used for electrical units we are familiar with.

One of the most interesting aspects of Morse's life is that he was accomplished in several fields of study. When he was born, in 1791, there was not the same separation between science and art that there is today. A well-educated person was expected to have a knowledge of science as well as traditional subjects.

Samuel Morse studied to become an economist, but (to the dismay of his father) he decided to make his

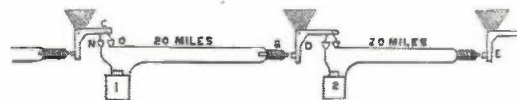


Fig. 2: Morse's sketch showing the use of relays.

living as an artist. In fact, it seems he preferred to go out shooting with his friends, and had to repeat part of his course!


To London

But he finished university, and set off for London to study painting, even though Britain and the USA were at war. You might think that anyone who arrives in a country which is at war with their own is likely to be arrested as a spy, or at least, deported. But, Morse found the British quite friendly, and experienced little prejudice.

He was a keen art student, and after four years was expert enough to make his living as a portrait painter. Before the development of photography, this was a valuable skill.

Morse returned to the USA in 1815, to live in New York state, where he received commissions from eminent families. His pictures are considered to be of high quality and many were for eminent families, including a

Fig. 1: Professor Samuel F.B. Morse.

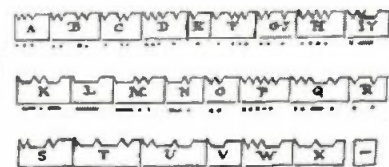


famous portrait of US President Monroe.

While supporting his family as an artist, Morse was busy with research into electricity and other areas of applied physics. Many of his experiments related to the

he formulated his major inventions - **Morse Code** in conjunction with the **Electric Telegraph**.

Others had speculated that messages could be communicated by signalling over wires, but Morse actually made the telegraph work. While other proposed systems were using 20 or 30 wires to represent numbers and letters of the alphabet, Morse found that a pair of wires would be adequate for the purpose.



How changes from this original arrangement of the dots, lines and bars, are shown on the opposite page.

A	B	C	D	E	F	G	H	I
K	L	M	N	O	P	Q	R	S
T	U	V	W	X	Y	Z	-		

Fig. 4: The Morse code went through many changes before it became as we know it today.

developing field of electromagnetism.

Samuel Morse was aware that a battery connected to a coil of wire would create a magnet. With a strong enough battery the same effect could be produced many miles away.

It was on one of his many transatlantic crossings in 1832 that

Distance Barrier

The attenuation of signals over distance was thought to be a barrier to long distance communication. As it turned out, by using enough batteries, the problem was partially resolved.

Anyway, Morse didn't know this,




Fig. 5: Morse's designs for a multi-wire transatlantic cable. No. 2 and 5 were considered the most efficient in space utilisation.

and so he invented the Relay, which provided switching and a crude form of 'amplification'. They are still in use and little changed from his original design. Fig. 2 shows a relay-based system, using a 'repeater' every 20 miles.

Morse also decided it was essential to have a permanent record of the messages received, which was not a feature of other competing methods. He invented a recorder, using an electromagnet with a pencil acting on a roll of paper driven by clockwork (see Fig. 3). This enabled a single operator to monitor the apparatus.

The first working system was demonstrated in 1837. To begin with, the code Morse devised only encompassed numbers. He spent much time making a 'dictionary' showing the correspondence of numbers to words.

The numbers to words technique was abandoned quickly, but we still have a remnant of the idea with our usage of 73 and 88 in amateur work. Morse's code went through several variations before it reached the form we know now. One of these changes was sketched out by Morse as shown in Fig. 4.



Fig. 6: Professor Morse's study.

World-Wide Success

Morse petitioned the US congress for funds to construct a telegraph to send real messages, and eventually was allowed \$30 000. He put up a line between Washington DC and Baltimore (about 40 miles).

After many tribulations, the system worked, and was a big success. Soon lines were springing up all over the USA, linking major cities.

Now in his 50s, Morse began to achieve fame and fortune, in a field far removed from that of portrait painter. The next major step was to cross rivers.

Then ultimately, in 1858, the telegraph crossed the Atlantic. Given the technology of the time, it was amazing this was achieved so quickly. A diagram of various cable designs for underwater use is shown in Fig. 5.

Professor Morse was never a wealthy man, although the royalties from his inventions kept him comfortable in later years. He had to defend his patents, which came under attack from many sources.

Ten European countries (not including Britain) awarded Morse the splendid sum of 400 000 Francs as a mark of their appreciation of his work. In an unsavoury act of chauvinism, his British patents were turned down, even though his claims were legitimate.

By this time, Morse Code was being used globally, and Professor Morse was an international celebrity. A special circuit was connected to his house in upstate New York (pictured in Fig. 6), so he could send and receive messages in his old age!

Morse met and was honoured by

many international leaders and a statue was erected in Manhattan's Central Park. When he died in 1872, the news was sent around the world in hours something which Morse himself had made possible.

When radio became a reality early in the next century, Morse Code was the obvious way of communicating for the new medium. What an amazing inventor Samuel Morse was!

Morse Testing

I think Samuel Morse would have been gratified to know that his code, changed only a little, was still in use a century and a half after he invented it, and for a purpose (radio) he could only have dreamed about!

So, now let's find out what is required for the US amateur radio licence now as far as Morse testing is concerned. (We'll continue our look at theory exams in the October issue).

The US Morse tests are administered by volunteers, and it's fair to say that they are less strict than those in the UK. The three speed levels tested correspond to various classes of licence, and are at 5, 13 and 20 words per minute (w.p.m.).

About a minute of practice is sent, then the actual test passage. It lasts five minutes and reproduces a QSO. Examinees are given 10 questions about the text, and have to answer seven correctly.

The questions asked are about the 'contact'. For example, 'What is the home town of the station who called CQ?' and so on.

An amateur failing that can also pass by showing 100% copy of any one minute of code out of the five. There is no sending test.

I wonder what you think of this? Personally, I feel the accuracy required in UK Morse testing is unnecessarily high.

Since we are not passing life or death traffic, I think we do not need to achieve a super-high level. A standard similar to the Americans' would be perfectly adequate.

Additionally, the fact that there is no sending test is probably realistic. Particularly at 21w.p.m., when most operators will be using an electronic key or keyboard rather than a straight key.

Correspondence

Many thanks to those who have written with comments, suggestions and criticisms. I am still collecting information from those who have

obtained a reciprocal licence for the USA. Please let me know your experiences of getting the licence, of travelling with equipment and of operating in America.

Here are some of the ideas that you have had. **Wyn GW8AWT**, writes regularly about many topics. He is a Novice instructor, and envies the US system of low-cost examination and licensing, as well as the speed with

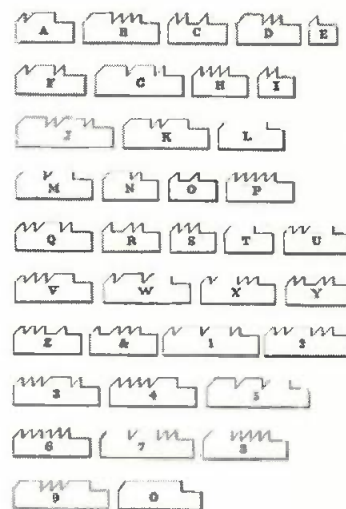


Fig. 7: A sample of the first mechanically produced Morse code. It was discovered later that a human sender was more convenient.

which exam results and licences can be obtained.

Dave G8ZRE has had positive amateur radio experiences from his US trips. While **Peter G3CCX** has had difficulty getting a reciprocal licence.

Tom G0GQJ visits the USA every year, so decided to take the tests and get an American callsign (**N8WHF**). He was keen enough to become a Volunteer Examiner (VE) for US exams.

Keith G0OZK is concerned that standards of knowledge and operating have declined, and enquires about the situation in the USA.

Allan G3JMO has sent several good suggestions for future inclusion in 'Scene USA', thank you. **Keith G7HQR** proposes a change in licensing requirements, given that most Class A licensees learn Morse for the test, then never use it (same in the USA!).

That's all I've got room for this quarter so 73. I appreciate all your thoughts so, please write to Ed Taylor WT3U, PO Box 261304, Denver, Colorado 80226, USA, or on E-mail at 102662.2222@compuserve.com The deadline for October column is the middle of July.

END

HF FAR & WIDE

Leighton Smart reports on the past month's activities, compiled from your reports. It's the column which can't be prepared without your help!

As I write this month's column, the birds are singing, the trees are bursting into life and spring is well and truly in the air - at long last! However, the impression from our reporters is that the improvement in the weather has not corresponded with a long-awaited improvement in h.f. propagation conditions!

Conditions it seems, and the present low sunspot numbers, mean that h.f. DXers are still having to use all their skills, knowledge, and talents to dig out that juicy DX on the bands.

I heard recently that the low point of the sunspot cycle was over, and that over the next couple of years we will see an improvement in general propagation conditions. Well I don't know if you're like me, but I wish that improvement would come a little sooner!

Perhaps I should stop wishing my life away! I did however, receive a telephone call from Eric Masters GOKRT as I was preparing the column (the 28th of April) who informed me that 28MHz had been open for most of the day. So, it looks as if the Sporadic 'E' season has started. At last, I can give my 28MHz rig a bashing!

Transceivers For CB

Following the debate over the conversion of 26/27MHz transceivers in the pages of *PW* over the past few months, I received a letter via the Editor. It's from someone who claims that 'a great many of the stations using 27MHz s.s.b. are radio amateurs, both in the former Soviet Union and the UK'.

The letter's author says the possibility of converted rigs getting "back into the hands of 'pirates' are not slim". However, not having any evidence of this allegation, I'm not convinced. All the amateurs I know on a personal level want to keep their licences, and even if they wanted to, would not operate on 27MHz s.s.b. for fear of losing both their ticket and their equipment.

The writer signed the letter 'Anon', so it was impossible for me to reply directly to the letter and the points raised, but if he/she would

like to write to me direct, I would like to debate this matter directly. I will of course guarantee the utmost discretion as far as identity is concerned.

Editorial comment: *Anonymous letters cause us great problems. It's difficult for us to reply or act on anything in cases like Leighton mentions. So, please supply your full name and address so that a reply can be sent or the matter dealt with. I guarantee full confidentiality. It's unfortunate that we have to literally ignore interesting comments, questions or statements because they can't be attributed to a source as they are unsigned or return-addressed. G3XFD.*

News - DX

Now it's over to the extremely informative RSGB's DX Newsheet, for the latest news. I start with news that J37Q and J37P will be active from Grenada in May at the 'bottom end of 14MHz' in the early hours of their local time, and also that Hrane, YT1AD will be active from Tunisia as 3V8BB between the 23rd and 30th of May.

For those looking for The Gambia on the lower frequency bands, there's news that KC4YDP will be operating from Banjuil as C56/KC4YDP on c.w. during the month of June, QSL via the home call. And Jim N3GKY will be active from the Philippines in Mid July using the callsign DU2/N3GKY.

There's also news that a group of Japanese radio amateurs are attempting to get a licence to operate from North Korea. If this expedition comes off, it'll be something well worth looking for, although given the present political situation on the Korean peninsula, it may be doubtful, but even so, let's wish them luck!

Warren VK0WH on Macuarie Island says he is now active on Mondays, Tuesdays and Thursdays only. He's usually on 7.010MHz c.w. listening 3kHz up, or occasionally on 14.038 and 14.260MHz, at times along with VK9NS his QSL manager.

Additionally, F5PWJ will be operating from Lebanon as



The Index Laboratories QRP Transceiver is favoured by GOKRT (see text).

OD/F5PWJ until September on all bands, QSL to F5PRR.

There's news that Terry G3WUX, who is a white stick operator will be QRV from Greenland between the 10th of July and 25th of August as part of the Trans-Greenland Expedition. They'll be using c.w. on 14.002MHz and s.s.b. on 14.200MHz with a 5 watt QRP Plus transceiver and Windom antenna; QSL to his home call. Good luck Terry, hope to hear you!

Finally, Ron ZL2TT says that the May ZL8RI operation from Kermadec Island has a "target of 40 000 contacts". He says that thanks to the support from both commercial amateur radio companies and amateur clubs and individuals, the expedition should be a success. Listen out for them and help them reach that target!

Your Reports

I'm starting your reports with 1.8 and 3.5MHz. As usual, we'll see what 'ace QRPer' Eric Masters GOKRT in Worcester Park, Surrey, has turned up on the bands this month.

Eric is pleased with working Kaliningrad for a new country on 1.8MHz. He's surprised with what he's achieving there, given that his antenna is not designed for 'Top Band' operation.

The GOKRT 1.8MHz c.w. list includes EI6AK (Republic of Ireland), at 2159, HB9ATA (Switzerland) at 2120, and UA2BD (Kaliningrad) at 2131, while his 3.5MHz c.w. contacts

include DL3XK (Germany) at 2104, ON4BAE (Belgium) at 1917, and R5P (Russia) in the Russian DX Contest at 2322UTC.

Talking of antennas for 1.8MHz, John Heys G3BDQ says a friend of his, John Tausley G4RIT, worked an American station on 1.8MHz s.s.b. with 100W at the end of March using just a bottom loaded 3.2m vertical rod! Its base was about 3m above ground and used a single 42m counterpoise. John says it just goes to show what can be done on this band even without enormous antennas! Dead right John!

Meanwhile, Carl Mason GW0VSW of Skewen in West Glamorgan has been afloat. He operated the GB2RN station aboard HMS Belfast during Easter Week.

Carl has also been busy on the 3.5MHz band and using 100W in to a G5RV dipole antenna reports c.w. contacts with DJ3XG (Germany) at 1744, KA1ZEQ (USA) at 0633, as well as YL2GKB (Latvia) at 1825UTC.

Now it's over to 'our Ted' Trowell G2HKU on the Isle of Sheppey, Kent. Ted used his QRP Icom IC-721S at 5W output c.w. and a G5RV antenna on 3.5MHz to hook up with T9/LA8PT (Bosnia-Herzegovina) at 2000. And using his 70W Ten Tec Omni V transceiver, in conjunction with G5RV, magnetic loop, and vertical antennas, accounted for c.w. contacts with OJ0/OH2KI (Market Reef) on 1.8MHz at 2000, and VE3EJ (Canada) on 3.5MHz at 0600UTC.

Finally for the two lower bands, s.w.l. Charlie Blake RS96034, in

Milton Keynes, who, by the way, has just passed his 12w.p.m. Morse Test and is now having a go at the RAE (Well done, Charlie!), offers 3.5MHz reception reports of SV2ASP (Greece) working WA3DCG in the USA at 0442, and 9H1EU (Malta) working J5AQC (Gineau Bissau) at 2130UTC, all on s.s.b.

The 7MHz band

Starting '40' off this month is Ted G2HKU. He's again been 'QRping' with his 5W rig.

On 7MHz Ted has listed c.w. contacts with 3V8BB (Tunisia), 5B4/DL8KWS (Cyprus), and TA2ZW (Turkey) all at 1500 with his 5W, while 70W of c.w. gave him JW5HE (Svalbard Island) in the Arctic Circle, YV6ACZ/3 (Venezuela), VK3MR (Australia), PJ2AM (Netherlands Antillies), and C56CW (Gambia), all contacts taking place around 0600UTC.

Meanwhile, Charlie RS96034 has been maintaining a keen watch on his favourite band. (Won't be too long till you'll be heard here yourself, Charlie!).

He reports s.s.b. reception of HK4DF (Colombia) working IK7CNK in Italy at 0650, ZL30Y (New Zealand) in contact with G4QJH Andy, at 0709, VK2APK (Australia) working EA1MO (Spain). At 0721, Charlie heard an interesting station, Apollo SV2ASP. He's a monk in the Mount Athos Monastery and was working WA3DCG in the US. Finally, there was CE3RLT (Chile) in contact with SM5HPB in Sweden at 0628UTC.

Back to Eric GOKRT now, who has been quite busy on 7MHz. He lists amongst others, low power contacts with HAM0NAP (Hungarian special call) at 2233, RZ9WY (Asiatic Russia) at 1909, SV1CDP (Greece) at 2250,

WA2AYW (USA) at 2138, YL2BI (Latvia) at 2131, and 9A1CRJ (Croatia) at 0035UTC, all on c.w.

Carl GW0VSW reports 100W contacts using a G5RV antenna with C56CW (The Gambia) at 0654, QSL via DL7DF, and HR2JEP (Honduras) at 0610, QSL via Box 200, El Progreso, Honduras, both on c.w. His single s.s.b. report was with CU2DX (Azores Islands) at 1846UTC.

The 10MHz Band

The 10MHz allocation is a band that isn't featured in this column very often. It's not for lack of interest I assure you - but for lack of space!

Carl GW0VSW, again using his G5RV antenna reports 10MHz contacts with OE2KBP (Austria) at 1612, and OK1MIQ (Czech Republic) at 1625UTC.

Eric GOKRT lists EA5FLQ (Spain) at 2028, OH5MMO (Finland) at 1804, UR5VKX (Ukraine) at 1835, and ES2RW (Estonia) at 2005UTC.

The 14MHz Band

It's the 14MHz band that still carries most of the daylight DX traffic at this point in the sunspot cycle. It's the most reliable of the higher bands, although 18 and 21MHz are allowing some reasonable DX communication at times.

Ted G2HKU has been cracking some nice stuff, and his list includes c.w. contacts at 70W output with 7X2CR (Algeria), RZ9DX/T (Dickson Island), 6W6/K3IPK (Senegal), OJ0/OH2KI (Market Reef), 9H1BM (Malta), W9KNI/6 (USA), VQ9DX (Chagos Island), CO6DE (Cuba), and C56CW (The Gambia) at around 1600UTC.

Now over to John Heys G3BDQ near Hastings, who says that the

lack of sunspots is really hitting his h.f. DXing. But nevertheless he still managed s.s.b. contacts with BV7WV (Taiwan), CN2LN (Morocco), 3V8BB (Tunisia), and JH4JNG (Japan) despite the low numbers.

Eric GOKRT had loads of fun with his low power c.w. during the Russian DX Contest. He worked all parts of the Russian Federation, as well as contacts with N8FU (USA) at 1841, LY3BA (Lithuania) at 1246, UR5FWP (Ukraine) at 1835, and IT9UU (Italy) at 1731UTC.

In Bristol, s.w.l. Gordon Foote G7NCR, using his monoband receiver and loft mounted wire antenna reports things very quiet this month. His log indicates s.s.b. reception of TJ1GB (Cameroon) working VE1YX in Canada at 1814, SU1SK (Egypt) in contact with SV3AQR (Greece) at 1831, 9H1BBY (Malta) working Jimmy G0WNI at 1745, 9H4CM (Gozo Island - 'The Garden of Malta') working G0USM, JY5IM (Jordan) in contact with K8AEM in the US at 1825UTC, and finally RA3DEJ (Russia) working GW0WGGK.

Our other s.w.l. reporter this month is Len Stockwell from Grays. He reports s.s.b. reception on 14MHz (Lebanon) at 1347, J52AK (Guinea Bissau) at 1350, and KD1NW (USA) working 9A20M in Croatia at 1358UTC.

The 21MHz Band

Just a quick look at 21MHz this time around. And I start with a letter which has arrived (with an apology from the Post Office for late delivery) from Andrew Betts G0VLC. Andrew sends information of the Lancing College Amateur Radio Club which is one year old, and whose club call is

G0VSI.

The LCARC are entering five students for the Novice exam in June, and recently built and used the 'Weekend Special' antenna featured in last October's PW. The club logbook indicates contacts using this antenna on 21MHz and 100W of s.s.b. with ZS1AU (South Africa) at 1520, SU1SK (Egypt) at 1436, C56DX (The Gambia) at 1616, and H5ANX/A25 (Botswana) at 1440UTC. Nice to hear from you Andrew!

John G3BDQ hooked up with 7P8FJ (Lesotho) at 1551, FR5ZN (Reunion Island) at 1408, YB1JO (Indonesia) at 1350, 9Q5QR (Zaire) at 1401, A41LZ (Sultanate of Oman) at 1408, and J28PP (Djibouti) amongst other at 1409UTC.

Signing-Off

Well that 'wraps it up' for this month, it's time to be signing-off. Thanks to our dedicated reporters who provide the material for this column.

I'm always inundated with information, and it's gratefully received. Space is my only limitation, but I try as best I can to 'squeeze you all in'.

My apologies for not being able to reply on an individual basis to all reporters. But my work schedule is now so heavy, (up to 60 hours a week at present, including weekends) that all I seem to do these days is work and sleep!

As usual, reports and information by the 15th of each month to: Leighton Smart GW0LBI, 33 Nant Gwyn, Trelewis, Mid-Glamorgan CF46 6DB, Wales. Tel: (01443) 411459. Cheerio for now.

PW Listening & Operating Watch List. All times in UTC

Charlie Blake RS-96034 listens: 0500-0700 on 7.061MHz s.s.b. with an NRD 525 receiver & Sloping Wire antenna.

Steve Locke GW0SGL operates: 1100-1500 most days around 14.180MHz s.s.b. using a Kenwood TS-940 & TH7 beam antenna, normally beaming to OC.

Don Mclean G3NOF operates: 1030 Saturdays on 3.685MHz on the ISWL. Net or 1030 Sundays on the Yeovil ARC. Net 3.665MHz s.s.b. using a Kenwood TS-950 & trap dipole antenna.

Leighton Smart GW0LBI operates: Most Sundays at around 1000-1300 on 28.500MHz s.s.b./c.w. using a Ham International Concorde 2 transceiver and a wire dipole antenna.

Rob Mannion G3XFD listens and operates: (weekdays & weekends) 1800-1830 3.7MHz 100w s.s.b., & 3.530/3.560MHz QRP c.w. using a KW2000B/Trio TS-120V and trap dipole/long wire antennas. Also at 2300 on either 3.530, 7.025MHz (c.w.) or 3.7MHz s.s.b. Occasionally on 7.025MHz c.w. between 0100-0200.

Gordon Foote G7NCR listens: 1730-1930 & 2030-2200 (weekdays) and 1430-1630 (weekends) on 14.250MHz s.s.b. using a Howes DcRx receiver and loft mounted wire antenna.

T. Ibbitson G0VTI operates: each evening between 1900-2000 on or around 7.020MHz c.w., or 14.035MHz c.w. using a Ten Tec Scout at 50W.

David Kennedy G7GWF listens: on 7MHz using a Howes Lake DTR 7 Transceiver.

END

VHF REPORT

This month David Butler G4ASR takes a look at a transatlantic challenge which investigates the possibility of contacting North America on the 144MHz band.

The month of February this year marked the 75th Anniversary of the first attempt in 1921 to hear amateur radio signals across the Atlantic. This followed reports in the previous year of long-distance (DX) contacts being made on wavelengths of around 200m (1.5MHz).

Although a considerable number of amateurs took part in the February 1921 tests no signals across the Atlantic were identified. In December 1921 another series of tests were conducted which resulted in positive identification of transatlantic signals.

The next obvious challenge was to complete a two-way contact between the British Isles and North America. A further series of tests were arranged to take place in December 1922 which culminated in success. The transatlantic path had finally been bridged!

Since those early days many radio amateurs have attempted and succeeded in equalling the two-way transatlantic achievement on frequencies much higher than 1.5MHz. Nowadays of course this feat is normal practice. Transatlantic QSOs are made regularly over much of the h.f. spectrum, even as high as the 28MHz band when solar conditions are favourable.

Higher Frequencies

But what of even higher frequency bands? On numerous occasions it has been proved that transatlantic contacts can be made on the v.h.f. bands. (As you're probably aware I've been reporting openings on the 50MHz band for a considerable time).

In recent years, 50MHz openings have been occurring regularly each summer via multi-hop Sporadic-E (Sp-E). Around the years of sun-spot maximum, lengthy openings via F2-layer propagation are also possible, not only to North America but worldwide.

During the periods of high solar activity crossband contacts have even been made on the 70MHz band between the UK and Canada. This left a number of DX operators wondering whether it was possible

to raise the limits to the 144MHz band.

Over a decade ago a few dedicated enthusiasts (myself included) arranged extensive transatlantic tests on the 144MHz band. Although the tests proved very interesting with parts of call signs being heard no confirmed terrestrial two-way contact between Europe and North America has ever been made at such an elevated frequency.

Incidentally, there may be some readers that regard the 144MHz band as only capable of short distance communication. This however is far from the truth!

Long distance contacts up to 2000kms are routinely made by top-notch DXers via propagation modes at E-layer heights. Tropo ducting over sea paths, particularly between the UK and the Canary Islands, occur nearly every year enabling paths in excess of 3000kms to be worked.

I've included details, in the chart **Fig. 1**, of existing European distance records on the 144MHz band. I think you'll be surprised at the distances that have been achieved so far.

It's because of these European distance results that interest has been generated in establishing the first terrestrial two-way QSO on the 144MHz band across the Atlantic Ocean without the aid of satellites or other orbiting 'reflectors'.

The Brendan Trophies

In 1995 Paul Martin EI2CA, a very keen 144MHz DXer, initiated the transatlantic challenge. An approach was then made to the Irish Radio Transmitters Society (IRTS) to establish the 144MHz transatlantic challenge.

The Waterford Crystal Company were contacted and they kindly agreed to donate a pair of Waterford Crystal cut glass trophies for the 144MHz Transatlantic challenge. The glass vases, known as the Brendan trophies, are named after St Brendan (Brendan the Navigator), a 6th century Irish Abbot and missionary.

As an explorer, St. Brendan sailed widely in the north Atlantic region reaching Iceland, Greenland and

possibly Newfoundland. St. Brendan later founded a monastery in Galway and died in Annaghdown, Galway in 577AD. St. Brendan's Day is celebrated on May 16.

Transatlantic Challenge Rules

The Brendan Trophies are awarded to each of the operators of the two amateur radio stations which first establish two-way communication between the continents of Europe and America within the 144MHz band. The two stations must be located on land or non-tidal waterways within the continental shelves of Europe and America.

Operators applying for the award must have held a current amateur radio licence at the time of the contact. They must have operated within the provisions of their licence during the contact, particularly in respect of power and frequency limitations.

Any information regarding the stations demanded by the awards panel must be provided. If required, the stations must be made available for inspection by nominated representatives of the awards panel.

Confirmation Of Report

Two-way communication will be deemed to be established when each station has received both call signs in full, received a signal report and received a confirmation (R or Roger). The generally accepted systems of reporting are the RST or meteor scatter number system.

All information must be exchanged within a maximum period of four hours. The contact must be made via natural reflectors within the atmospheric mantle of the earth.

The use of man-made reflectors such as aircraft or satellites as well as e.m.e. is excluded. The contact may be made in any mode, for example s.s.b., c.w. or digital.

Proof Of Contact

The onus of providing proof of the contact rests on those involved. The level of proof required by the awards panel will depend on the

circumstances under which the contact was established.

For example, if the contact was pre-arranged via a series of schedules, then the panel would expect a high level of proof. This would probably take the form of recordings of the signals.

On the other hand, if the contact resulted from random operation then signed statements of both operators may be all that is required. However, all relevant facts will be taken into consideration when evaluating a claim.

Applications for the award must be made in writing to the Chairman of the awards panel, a sub-committee of the Irish Radio Transmitters Society.

The challenge has now been set. Experts would say that this venture is far more difficult to achieve than the early transatlantic short wave contacts established three quarters of a century ago. It's now up to dedicated radio amateurs in Europe and North America to prove the experts wrong.

Propagation Modes

So, how is the transatlantic contact going to be made and what propagation modes will be usable? Without going into the technicalities, this type of contact can only be made with the use of high power c.w. or s.s.b. equipment.

The antenna system will also be a vital part of the overall system. So I suggest you invest in the double-optimised Yagis that the DXers use.

Let's take a brief look at the different propagation modes you could use. If you look at the chart, **Fig. 1**, you'll see I've mentioned five propagation modes.

The greatest distance worked (in Europe) so far is the 7843km contact made via trans-equatorial propagation. Unfortunately though, this mode only works for paths that cross (at 90°) to the geomagnetic equator.

The next greatest distance worked is the 4281km path achieved via Sp-E propagation. In my opinion this mode is a definite contender for the transatlantic path.

Also a strong contender are

Fig. 1: The IARU Region 1 Distance Records on the 144MHz Band (Feb 1996).

Mode	Call	Loc	Call	Loc	Mode	Date	Kms
TEP	I4EAT	JN54	ZS3B	JG73	c.w.	30 March 1979	7843
Sp-E	OE1XLU	JN88	RI8TA	MM37	s.s.b.	21 July 1989	4281
Tropo	GM0KAE	IO86	EA8BML	IL27	s.s.b.	9 Sept 1988	3264
Meteor	GW4CQT	IO81	UW6MA	KN97	c.w.	12 Aug 1977	3101
Aurora	G4VBG	IO94	UA3IFI	KO76	c.w.	7 Feb 1986	2324

contacts made via extended tropo. Although super DX (over 3000km) via this mode is normally worked to the south of the UK I don't have any problems in envisaging an opening across the Atlantic at some time in the future. We can always dream!

Finally I'm going to discount the last two remaining modes, that of meteor scatter and aurora. Because of the non-optimum geometry of these modes, the resultant signals will be inaudible over such a vast distance. Therefore I suggest you plan your tests to coincide when the greatest incidence of Sp-E and tropo openings occur.

Stations Active

One operator who has been monitoring North American stations via Sp-E is **Mark Holloway G4YRY** (IO90). This followed contacts made via Sp-E with stations located in the Canary Islands, some 2500kms from his QTH.

Mark suggests listening for f.m. broadcast stations on Band II (88-108MHz). He mentions that signals from the same area off the African coast are consistently heard every year.

Andy Nicholls G3VMZ is another operator who has been keeping records of DX openings via Sp-E for a number of years. He reports that a 3500km path on the 144MHz band is very probable on several days during the summer.

Andy suggests that stations should beam towards VO1, VE1 and W1 and pay special attention to the band at peak times. He suggests this would be between 1800-0100UTC during the last two weeks of May and throughout the month of June.

Ken Osborne G4IGO reported last year that his records also indicate that these sort of distances are possible. However, although he agrees that it is very likely to occur on southerly paths, he disagrees that it would apply to the westerly UK-USA transatlantic path.

Nevertheless Ken suggests that UK operators should look for evidence of v.h.f. E-layer propagation over this path. And one station you could look for is that of Fred Archibald VE2SEI. He sent an E-mail on behalf of the West Island Amateur Radio Group, Montreal reporting that the group are attempting the transatlantic challenge.

Nova Scotia

The Canadian Group have been undertaking v.h.f. DXpeditions for several years and are planning to operate this year from two different locations in Nova Scotia during July. It's expected that one week's operation will take place from a lighthouse on Seal Island.

The Canadian Group will then move to the old Marconi station in Glace Bay to operate for a further week. Using the call sign **XJ1CWI** they will run 750W output into a 42-element 'ladder' Quagi beaming towards Europe.

The 42-element 'ladder' Quagi antenna (featured in *QST* March 1995) provides approximately 22dBd gain and will be located at 3m above smooth ground overlooking the Atlantic Ocean. An automatic c.w. keyer will operate beacon style for much of the time sending the message "CQ DX de XJ1CWI....K", followed by a 30 second receive period.

Obviously to make a serious attempt at the record requires close co-ordination. To arrange this you can contact **Fred VE2SEI** by telephone on 001 514 694 3441 (evenings) or via FAX: on 001 514 630 4134. Fred can also be contacted via E-mail, archibald@paprican.ca or at archibal@nash.pubnix.net.ca

It's interesting to note that v.h.f. signals from Nova Scotia have already been heard in the UK. **Derek Hilleard G4CQM** (IO70) has been carrying out transatlantic tests on the 144MHz band since 1989.

As an aid to propagation Derek monitors the 88-108MHz f.m. broadcast band with a Sony receiver and a 5-element Yagi beaming at 290°. Last year on June 15 between 2314-2319UTC and on June 22 between 2148-2158UTC. Derek heard identifiable signals from CBC, Sydney, Nova Scotia. According to the station of VE1KG this local broadcast station, on 95.9MHz, runs 500W e.r.p. (effective radiated power).

The results on the 88-108MHz band are very encouraging. However, there's a world of difference between these frequencies and the 144MHz band. So, will someone ever make that elusive transatlantic QSO?

Contacts on the 50MHz band via 3 or 4-hop Sp-E are common enough to be no longer surprising. Also broadcast stations on 100MHz (Band II) have been heard many thousands of kilometres away.

Within Europe three stations (to my knowledge) have made Sp-E contacts over 4200kms on the 144MHz band. In the US a few operators have made contacts as high as the 220MHz band.

On balance therefore I would say that it's possible that someone will eventually make that elusive contact. You never know, it could be you!

Beacon Stations

To aid research into propagation over the transatlantic path, a number of high power beacons operating within the 144MHz band need to be built and commissioned. These should be situated in optimum locations within Europe and North America, beaming towards each other.

As an initial start to this project, the keeper of the beacon station VE1SMU (FN84) has agreed to beam the antenna towards Europe during the Sp-E season. Operating on 144.285MHz it runs 20W (too low for

real results I suspect) into an 11-element Yagi.

In my opinion, a beacon running around 1kW e.r.p. is the absolute minimum for this type of experiment. That equates to 100W into a 10dBd gain antenna.

Although they don't have any beacon equipment the **Poldhu Amateur Radio Club** does have a superb location. Their club house is located on the site of the famous Marconi radio station at Poldhu, Cornwall.

The location on the south-west tip of England is ideal for transatlantic propagation experiments. According to the Chairman **G3AGA**, the Poldhu club is quite small without much in the way of financial or technical resources.

However, the Poldhu club are willing to consider providing accommodation for a beacon to any group or organisation wishing to install one. This is course is subject to detailed agreement. Beacon groups interested in this exciting project can contact **G3AGA** on (01736) 710454.

Deadlines

It's deadline time again. If you do manage to make any Sp-E contacts this summer please let me know about it. Send reports, or any other news (to reach me by the end of the month) to **Yew Tree Cottage, Lower Maescoed, Herefordshire HR2 0HP**. You can also contact me via packet radio @ **G87MAD**, the DX Cluster @ **G87DXC** or E-mail via davebu@md1hr1.igw.bt.co.uk Alternatively you can telephone me on (01873) 860679.

END

OSL QUARTZ CRYSTALS OSL
 CUSTOM MANUFACTURED CRYSTALS AND OSCILLATORS

FUNDAMENTALS FREQUENCY RANGE	PRICE	MODE	FREQUENCY RANGE	PRICE
1.5 to 2.0 MHz	£9.50	3rd OVT	21.00 to 60.00 MHz	£7.50
2.0 to 4.0 MHz	£9.00	3rd OVT	60.00 to 75.00 MHz	£8.75
4.0 to 6.0 MHz	£8.75	5th OVT	80.00 to 110.0 MHz	£8.50
6.0 to 22.0 MHz	£7.50	5th OVT	110.00 to 126.0 MHz	£10.00
22 to 26.0 MHz	£8.75	7th OVT	125.00 to 175.0 MHz	£13.50
HC25 sockets	£0.75	9th OVT	170.00 to 225.0 MHz	£13.75

1.5 - 2.0MHz available in HC6/U or HC33/U only
 2.0 - 12.0MHz available in HC6/U HC33/U HC18/U or HC25/U only
 12.0 - 225.0MHz HC6/U HC33/U HC18/U HC25/U HC45/U HC18/TT or HC25/TT
 Where holders are not specified, crystals above 2.00MHz will be supplied in HC25/U.
 For HC18/T (11.7mm ht.) add £1.00. For HC45/U and HC18 & 25/TT (9.6mm ht) add £5.00
Delivery approx 2 weeks. For 5 day EXPRESS service add 50% to above prices
 Prices include P&P and VAT. Minimum order charge £10.00.
 Unless otherwise requested fundamentals supplied for 30pF load & overtones for series resonant operation.
 Where applicable please state the make and model number of the equipment the crystals are to be used.
 This will assist us in providing the correct specifications.
 Crystals available to PMR and other commercial specifications.
Custom Manufactured TTL and CMOS oscillators 3.5 - 85MHz £20.35 each 1 - 4 pcs.
QuartzLab Marketing Ltd
 PO Box 19, Erith, Kent DA8 1LH
 Phone 01322 330830 Fax 01322 334904 SAE with enquiries please

G6XBH G1RAS G8UUS
R.A.S. (Nottingham)
VISIT YOUR LOCAL EMPORIUM
 Large selection of New/Used Equipment on Show
AGENTS FOR: YAESU • ICOM • KENWOOD • ALINCO
 Accessories, ReVex/Diamond range of SWR/PWR, Adonis Mics, Mutek products, Barenco equipment, MFJ products.
 WE SPECIALIZE IN ALL TYPES OF PLUGS, ADP, ETC
 * ERA Microreader & BPS4 Filter, SEM Products *
 * Full range of Scanning Receivers *
 AERIALS, Tonna, Maspro, plus full range of base/mobile antennas.
 BRING YOUR S/H EQUIPMENT IN FOR SALE
JUST GIVE US A RING
Radio Amateur Supplies
 3 Farndon Green, Wollaton Park, Nottingham NG8 1DU
 Off Ring Rd., between A52 (Derby Road) & A609 (Ilkeston Road)
 Monday: CLOSED. Tuesday-Friday 9.00am to 5.00pm. Saturday 9am to 4pm
G6XBH G1RAS G8UUS Tel: 0115-928 0267
R.A.S. (Nottingham)

SUSSEX AMATEUR RADIO & COMPUTER FAIR
SUNDAY 14th JULY 1996 10:30 to 16:00
BRIGHTON RACE COURSE
 Trade stands for: New & Used Amateur Radio Equipment, Computers and Component Sales, Bring & Buy Stall, Picnic Area, Refreshments and FREE Car Parking
Admission £1.50
FOR DETAILS TEL: 01273 501100

A.F. OSC Services type CT439 10c/s to 100Kc sine wave metered o/p into 600 ohm mains tested. £38. STATIC FREQ CONV. 1/P nom 24V DC O/P 115V 400c/s 150/200 watts 1 phase sine wave regulated size 10x5x5" with connec, tested. £95. POWER UNIT KIT. HT/LT trans 240-0-240V 40 Ma 2x 6.3V with choke, smooth caps, rect. £18.50. POWER MODULES mains to 200/300V DC regulated 3x 6.3V at 1/2/4 amps tested. £32.50. FREQ DIVIDERS to extend range of freq count 600 Megs with 10/100 div ratios 50 ohm O/P mains tested with book. £34.50. ELEC METER CT471. General purpose AC/DC RF test meters with book req attention. £28. MORSE LAMPS. Navy 5" req lamps 12/24V new. £12.50. SIG GENs. Marc TF995A2 AM/FM 15/220 Megs tested with book. £115. R.F. MILLIVOLTMETERS. Marc TF2603 1 Mill/V to 3/300V tested with book. £75. DUMMY LOADS. HF 300 ohm non ind res 100 watts each set of 6 with clips. £19.50. TACHOGENYS. DC linear approx 13V per 1000RPM will work 1 Ma meter 1K per volt direct possible wind speed ind. £8.50. TEST KIT. Part of ARC-52 equip as mech jigs to allow modules to be raised up for access to tuning adjustments plus misc. £32.
 ABOVE PRICES ARE INCLUSIVE. GOODS EX EQUIP UNLESS STATED NEW.
A. H. SUPPLIES
 Unit 12, Bankside Wks, Darnall Road, Sheffield S9 5HA
 Tel: 0114-244 4278

Best seller...the bargain priced
Adapt-A-Mast
 • Lifts to 25ft • Wall mounting
 • Complete with all brackets, cable and winch
 • Accepts 2in stub mast • Adaptable to tilt-over
 • Available hot dip galvanised BS729
 • Simple four bolt installation
MANY OTHER MASTS AVAILABLE
Call (01505) 503824
 Mobile (0374) 951660
 or write to
TENNAMAST SCOTLAND
 81 MAINS ROAD
 BEITH, Ayrshire KA15 2HT
 Also Eurocard



NEW QRP KITS... COMPLETE WITH ALL THE BITS!
NEW 5 WATT CW TCVR FOR 80
 An enhanced version of the popular DTR3. Covering 3.5-3.6MHz and rated at a full 5 watts output, the rig features the new Jackson tuning control, a very stable VFO and a 7 pole filter at the PA output. The DTR3-5 is available fully built and air-tested for £162 (including carriage) or in kit form at £101.80.
80W ATU/SWR METER
 Available as kit or ready built.
 Build your own gear at a fraction of the cost!
 Low power transceiver. ATUs. SWR/PWR meters. Rxs. Step-by-step instructions, high quality components, boards, hardware.
 Personal satisfaction guaranteed!
TU4 HF ATU/SWR METER
 Ready built £88 Kit £68
 £4 P&P
 Send SAE for brochure or call Alan G4DVW on 0115 938 2509
LAKE ELECTRONICS 7 Middleton Close, Nuthall Nottingham NG16 1BX.
 (Callers by appointment only)



AERIAL ROTOR FOR ONLY £49.95!
AR300XL Aerial Rotor, Control Unit and Optional Alignment Bearing
 Rotor unit type AR300XL and control consol. Continuous indication of beam heading. Clamps to 2in (52mm) max. mast and takes 1 1/2in (38mm) max. stub mast. 'Offset' type mounting. Vertical load carrying 45kg. Special offer £49.95 plus £4.95 p&p.
AR1201 Alignment (support) bearing. Allows greater/higher head loads. Fitted above rotor. £18.95.
 Plus full range of Revco Discones, air/marine antennas, rotators.
 * Multi-standard TVs & VCRs * Satellite Equipment * Signal Strength Meters * TV DXing Equipment * Masthead Amplifiers * Filters * Accessories
NEW 1996 CATALOGUE
 Send £1 for our latest glossy 34 page catalogue, which you will receive back by return of post.
Aerial Techniques
 11 Kent Road, Parkstone, Poole, Dorset BH12 2EH.
 Tel: 01202 738232 Fax: 01202 716951





The UK Scanning Directory
New 5th Edition
 This new revised and expanded edition lists over 42,500 Spot Frequencies in 540 plus pages. Covering from 25MHz to 1.8GHz its comprehensive coverage and detail will continue to amaze readers with its explicit listings of Civil and Military Aviation, Maritime, Army, Navy, DSS Snoopers, Police and their helicopters, Eye-in-Sky-Links, Bailiffs, Prisons, Motor Racing, Outside Broadcasting, courier services and a vast amount more.
 Price: £18.50 plus £1 UK postage. Overseas post add £3.25 for Europe (airmail) and sea mail worldwide, airmail outside Europe add £7.50.
Ask for NEW Free Catalogue of all books.
 Has full details of new CD ROM and many new books on radio from Maritime to Clandestine Stations.
INTERPRODUCTS (P796)
 8 Abbot Street, Perth PH2 0EB, Scotland



BITS & BYTES - COMPUTING IN RADIO

Mike Richards G4WNC rounds-up the latest news and views from the 'computing in radio' world.

If you're a keen v.h.f./u.h.f. DXer a good understanding of weather patterns can be extremely useful for predicting enhanced propagation conditions. But whilst its relatively simple to use FAX and RTTY programs to receive up-to-date weather information, there's very little data around to help you understand the charts.

The gap has now been bridged by Philip Mitchell's book - *FAX and RTTY Weather Reports*. It's published by Interproducts and provides detailed descriptions of the various charts types and gives tips on how to interpret them. Also included is some well researched guidance on decoding systems. *FAX and RTTY Weather Reports* book currently costs £8.95 inclusive of post and VAT and can be obtained from Interproducts, Tel: (01738) 441199.

Internet Update

One of the best finds this month has been Ron Klimas WZ1V's *Ham Radio Bookmarks*. This HTML document contains an impressive cross reference of amateur radio related Web sites.

The *Ham Radio Bookmarks* page can either be downloaded direct from the Web page or via a compressed archive file titled **ham-www4.zip**. This can be found on many of the popular Internet archive sites.

If you want to go directly to the bookmark page the Web address is: <http://uhavax.hartford.edu/diskSuser/data/faculty/newsvhf/www/ham-www.html> Yes, I know it's a mouthful, but it really is worth the effort!

Quest Questionnaire

Jeff Harris of QUEST has just sent me version one of their RAE Questionnaire and Information Disk. This is an easy-to-use DOS based package that could prove very useful to anyone just starting in amateur radio.

As the QUEST program is DOS based the computer requirements are very modest. All you need is an IBM PC or compatible with MSDOS 2.0 or later and at least 640K of RAM. Even the old Amstrad 1640 can manage this!

The package is very closely based on the RSGB book *Radio Amateurs Examination Manual* (available from

the PW Book Service priced £7.99 plus P&P) and it's recommended that you have a copy handy to make best use of the program. One of the problems with basing the program so closely on the Radio Amateurs Examination Manual is you really do need to have a copy in order to use the program - this is an additional cost.

Once the program is installed and running, you are presented with a simple text display of menu options. Pressing the appropriate letter takes you directly to the next step in the program.

The display system was really very crude indeed and there had been no attempt to format the text or even use simple line draw characters to provide a more professional look to the package. Whilst the test features of the program were quite useful, there were a few minor bugs present.

At the end of one question the program failed to let me know whether or not I'd answered correctly. I also came across a few minor typing errors.

In addition to the RAE training program, the disk contained a number of useful amateur

shareware programs designed to assist anyone learning about radio/electronics. The complete package is available from **QUEST 44 Fourth Avenue, Frinton-on-Sea Essex CO13 9DX**. The price is £9.99 plus £2.50 post and packing.

Worked All States Map

The *Worked All States Map* program is not particularly new, but the latest version (v2.7) looks to be very good. This Windows based program has been written by John Kirkham KC4B and, as the name implies, provides an electronic map for those trying for the Worked All States (WAS) award.

The original idea for the WAS program came from the practice of colouring-in paper maps to keep track of WAS progress. Whilst this is OK for a single band award, it can get expensive and cumbersome if you're going for a multi-band award.

By creating computer based maps you can easily maintain a separate map for each band. This program is designed to do just that and there are a full set of maps that you can mark-up as you work the various states.

The map is automatically completed in colour and you have the option to select your colour preferences. The latest version of this excellent package is currently available through CompuServe's HAMNET forum and registration is just \$10US.

Special Offers

Here's the full list of reader's offers with all the latest software. Please leave up to two weeks for delivery.

IBM PC Software (1.44Mb disks)

- Disk A (Order Code DKA) - JVFAX 7.0, HAMCOMM 3.0 and WEFAX 3.2.
- Disk B (Order Code DKB) - DSP Starter plus Texas device selection software.
- Disk C (Order Code DKC) - NuMorse 1.3.
- Disk D (Order Code DKD) - UltraPak 4.0.
- Disk E (Order Code DKE) - Mscan 1.3 and 2.0.

Printed Literature

- Beginners Utility Frequency List (Order Code BL).
- Complex Signals Utility Frequency List (Order Code AL).
- Decode Utility Frequency List (Order Code DL).
- FactPack 1 Solving Computer Interference Problems (Order Code FP1).
- FactPack 2 Decoding Accessories (Order Code FP2).
- FactPack 3 Starting Utility Decoding (Order Code FP3).
- FactPack 4 JVFAX and HAMCOMM Primer (Order Code FP4).
- FactPack 5 On the Air with JVFAX and HAMCOMM (Order Code FP5).
- FactPack 6 Internet Starter (Order Code FP6).

For the printed literature just send a self addressed sticky label plus 50p per item (£1.50 for four, £2.50 for seven and £3.00 for nine). For software send £1.00 per disk (£1.75 for two, £2.50 for three or £3.00 for four and £3.75 for all five) and a self addressed sticky label (don't forget I provide the disk!). Please make cheques payable to M. Richards.

I hope you've enjoyed this month's column, cheerio for now and keep those letters coming to me Mike Richards G4WNC, 'Bits & Bytes', PO Box 1863, Ringwood, Hants BH24 3ZD. CompuServe 100411.3444: Internet mike.richards@diat.pipex.com

END

BROADCAST ROUND-UP

Peter Shore. In this 'summery' edition of Broadcast Round-up, has all the latest news from the international broadcast bands.

If you're lucky enough to be going off on your summer holidays to the Mediterranean this year, you might like to tune in to stations broadcasting from that part of the world to get you in the mood for all that sand, sea and...distant DXing!

If you plan to visit Malta, maybe you could put on your 'Sherlock Holmes' hat and find out what the **Voice of the Mediterranean** is up to. During April, the station carried out some test transmissions on 9.88 and 11.925MHz. Nothing unusual in that you think, except that this station used to be transmitted from the **Deutsche Welle** relay station on the island, which regular readers will remember closed at the beginning of the year.

So, where is it being beamed from? We've tried to contact the station by FAX, but as this column went to press, there has been no reply. Try yourself, if you want to. The FAX number is +356 241 501. If you discover anything, let me know and I'll pass the news on through this column.

Holiday Briefings

If Turkey is your destination, tune to the English service of the **Voice of Turkey**. You'll find it on the air at: 0400-0500 on 9.56, 9.655 and 9.685; 1330-1430 on 9.445; 1930-2030 on 9.445; 2300-2400 on 7.28 and 9.655MHz.

For briefings on the Spanish Costas, **Radio Exterior de Espana** could help. English is on the air every day at: 2100-2200 on 6.125 and 2200-2300 on 11.775MHz.

In neighbouring Portugal, try weekdays at: 2000-2030 on 6.13, 9.78, 9.815 and 15.515MHz.

For the Italian lakes and Riviera, tune to **RAI Radio Roma**. English for Europe is heard at: 0425-0440 on 5.975 and 7.275 and 1935-1955 on 7.235, 9.67 and 11.905MHz.

Station News

Deutsche Welle has reopened its relay station in Trincomalee, in one of the parts of Sri Lanka worst-affected by the continuing civil war in the island state.

Voice of America (VoA) is to

launch new African language services for listeners in Burundi and Rwanda. Kirundi and Kinyarwanda will go on the air during the summer, funded not by the usual VoA means, but with the cash coming from the US Agency for International Development, USAID.

Voice of America has inaugurated the first of its new short wave transmitters in Sao Tome. English can be heard from one of the two operational 100kW transmitters at 0300-0630 on 6.08 and 1630-2230 on 6.035MHz (to 2130 on Saturday, 2200 on Sunday).

Massive expansion is planned by the Asian branch of **Adventist World Radio**. The Asian station (AWR) currently broadcasts programmes in 26 languages, but is to add a further 18 new language services during the coming months.

Radio Norway may close its transmitting station at Fredrikstad in an effort to save money. Broadcasting of **Radio Norway International**, and **Radio Denmark**, is to be consolidated at Sveio and Kvitsoy.

Summer Schedule

Although many stations now make only two major frequency changes each year (at the end of March and September), **China Radio International** tinkers with its frequencies four times a year. The summer schedule, which took effect on 7 May, lists English to Europe: 2000-2200 on 6.95 and 9.92; 2100-2130 on 3.985 (via Switzerland) and 2200-2300 on 9.88MHz.

I am still confused as to why the station operates a second programme from a Swiss transmitter to Europe at the same time as one of the direct broadcasts from China. Does anyone have a sensible answer?

News From Israel

Israel has been in the news again recently with its incursions into southern Lebanon trying to wipe out the Hizbollah who, it is believed, are launching attacks, in Israel. You can

ADVENTIST WORLD RADIO



AWR



ADVENTIST WORLD RADIO

follow the news from Jerusalem by tuning to Kol-Isra'el, the **Voice of Israel**.

It has English transmissions beamed to Europe: 0400-0415 on 7.465 and 9.435; 1400-1430 on 12.077 and 15.615 and 1900-1930 on 7.465, 11.605 and 15.615MHz. **Radio Yugoslavia** is on the air with English at 1830-1900 on 6.10 and again at 2100 on 6.10 and 6.185MHz.

Language Teaching

Short wave radio has the potential to be an excellent educator. Many people in the developing world have learnt English listening to the **BBC World Service**, **Voice of America** or **Radio Australia**. But language-teaching is not restricted solely to English.

Some years ago I collected the course books that supported language courses broadcast from a number of radio stations. There was Dutch by radio, Russian by radio and Chinese by radio.

I was also amazed to see that **Radio Korea** still runs its 'Let's Learn Korean' course. It is broadcast each week in the current programme line-up from Seoul, and you can write for free course books. The address is **Radio Korea International, 18 Yoido-dong, Youngdungpo-gu, Seoul 150**.

Radio Korea International broadcasts to Europe in English direct from South Korea: 0800-0900 on 7.550 and 13.67 and 2100-2200 on 6.48 and 15.575MHz. And from the **BBC World Service** transmitter at Skelton in Cumbria: 1830-1900 on 3.955MHz.

Voice of Nigeria

Finally this month, rumours abound that the **Voice of Nigeria** is soon to return to the short wave bands. The station has been off the air since last

autumn when its last remaining transmitter gave up the ghost. The station had been operating on 7.225MHz at times including 1000-1600.

The **World Radio TV Handbook** lists the Nigerian transmitting station at Ikorodu as having five 500kW, one 300kW and two 100kW short wave transmitters and suggests that it was one of the 500kW transmitters that was last on the air, but running at half-power.

The handbook says that there is a listeners' answerline on +234 1 269 3078, but as anyone who has tried to ring to Nigeria knows, getting through is all but impossible, unless you are prepared to try at three o'clock in the morning!



That's all I have room for this month. Please let me know if you discover any interesting facts about international broadcasting, write to me at the PW offices in Broadstone. Until next month, 73s.

END

PACKET PANORAMA

Roger Cooke G3LDI has news of new software, a round-up of who's who at BARTG, as well as some tips for newcomers.

Ray Dobson VK5DI's shack from where he hopes to operate a Satgate in the near future (see text).



Phil Bridges from Siskin Electronics brought to my attention some new software from AEA. It's the new LOG Windows 3.0, this upgrade offers some new features which include:

On-line Call-book Enhancements supports the Radio Amateur Callbook, CD-ROM, HAM_db, SAM, QRZ, HAMCall and Amsoft. Users can query the call-book at any time.

Label set-up Menu Command allows the use of laser printer sheet-fed labels or dot matrix tractor-fed labels for printing QSO labels or Callbook addresses.

Log Windows QSL Manager provides an internal database to store your QSL manager and address changes in, also integrated into database functions.

Operator Notes allows the user to enter and maintain Operator notes for a given call.

Browser Enhancements for those users who do not use the Packet Cluster, the TNC window can be replaced with the browser window which is then visible all the time.

Radio Control - the Radio Menu command allows the control of basic functions of your attached radio.

Other Features include: full-time status window at the bottom of the screen, data entry fields can be passed to the attached TNC via User Buttons, detail award reports can be saved to a text file for printing, faster QSL card record handling, antenna rotor can be configured for an offset value, support for MM and AM prefixes.

Log Windows 3.0 was created to automatically display DX spots and allow users to move to the designated frequency quickly, log the contact, and then save the information in a log. It also has the ability to announce DX spots with a voice-synthesised DX announcement.

A filter can be turned on so Log Windows will only display and sound an alarm for DX contacts that are needed, preventing unnecessary spots from distracting people from other tasks. Users can display the 30 most recent DX spots, choose one to enter in the display and grab it.

This automatically sets the transmitter frequency and mode, and prepares the log-book to record the contact. Log Windows does not

require an AEA TNC.

You don't need to use an AEA TNC for the Packet Cluster, but if you do Log Windows is compatible with AEA's PC PakRatt for Windows version 2.0 TNC control program. Users can then have the superior TNC control of PC PakRatt for Windows 2.0, coupled with the powerful logging and tracking of Log Windows.

However, even with all this automation, I think you will still have to make your own coffee!

Packet Newcomers

Newcomers onto packet are often confused, not only by the enormous amount of new jargon that needs to be learned, but also by a new mode of operation which with the modern TNC, is daunting to say the least. The first thing that any newcomer wants to do is to get on the air.

I wonder how many really read the book first and then put the TNC on the air? More often than not, it

will be the other way round!

However, most BBS carry 'help' files of some sort. Some are written by UK amateurs, like the series by **Brian G8ASO**.

These 'help' files can usually be found in the Library or files section of the BBS. The trick for the newcomer is knowing how to obtain them in the first place!

Guiding the user to the right place is often done with a LOGON message, or new-user help file. The most useful server to appear for a long time, for the newcomer, is the Teletext type server.

Lots of help files can be arranged in such a way that the new user can plough their way through them just by typing numbers, from the index page 200 upwards. This is much like the Teletext on the television channels and is extremely easy to use, with no limitation as to the size of file, or number of pages. I

have several sets of help files in both the Library and the teletext server, as have many other BBS users.

Recently **Pat G3IOR**, with reference to BBS sysops and other users, undertook to write a Users Charter. The Charter, although long, some 25k now, has just about all the points a newcomer would need to know in order to set-up their system and operate in a socially acceptable way.

I passed the Charter around on the UK network, and in general it has been received very favourably. I have it filed in three places on my BBS, in the Library, the files section and best of all the Teletext server. I hope that you can find it on your local BBS as it's well worth a read.

Satgates

I was recently visited by **Ray Dobson VK5DI**. He had to come to Wymondham to sort out some personal problems, and he visited me on several occasions.

Ray hopes to operate a Satgate from Adelaide, as the present one has had to close. All mail for the Western parts of Australia presently is sent to the VK2 Satgate and then terrestrially on 7MHz to the West.

It's an uphill struggle to get to grips with the requirements of a Satgate, but Ray is retired and can devote some time to the task. His station is shown above. He will have to add a considerable amount of extra equipment of course, when he starts operations, but it won't be for some time yet!

News From BARTG

There have recently been some changes at BARTG. Here is an update on the 1996 committee together with mailing, Home BBS and E-mail addresses:

GB2ATG Bob Canning G0ARF, News Editor, Green Lane Cottage, Eardisland, Leominster, Herefordshire HR6 9BN. G0ARF @ GB7MAD, bcanning@kc3ltd.dircon.co.uk

Ken Godwin G0PCA, Publications & Rally Co-ordinator, 11 St Lukes Way, Allhallows, Kent ME3 9PR. G0PCA @ DK0MTV, 101461.3054@compuserve.com

Arthur Bard G1XKZ, Datacom Editor, 9 Linden Road, Oak Park, Cullompton, Devon EX15 1TE. G1XKZ @ GB7MXM, arthur.bard@btinternet.com

Bryan Le Grys G3GOT, Membership Secretary, 8 Kitchener Way, Shotley Gate, Ipswich, Suffolk IP9 1RW. G3GOT @ GB7MXM

Andy Matheson G3ZYP, Chairman & Publicity, 1 St Edmunds Close, Bromeswell, Suffolk IP12 2PL. G3ZYP @ GB7MXM, g3zyp@anglianet.co.uk

Mike Kerry G4BMK, Computer Queries, 2 Beacon Close, Seaford, East Sussex BN25 2JZ. G4BMK @

HB9AK, 100577.1452@compuserve.com
Ian Brothwell G4EAN, Secretary, 56 Arnot Hill Road, Arnold, Nottingham, NG5 6LQ. ibx@cs.nott.ac.uk

Nigel Roberts G4KZZ, Awards & Components Manager, 13 Rosemore Close, Hunmanby, North Yorkshire O14 0NB.

John Barber G4SKA, Contest Manager, P.O. Box 8, Tiverton, Devon EX16 5YU.

Sam Halis G8EX, Treasurer, 22 Westbury Close, Hitchen, Hertfordshire SG5 2NF. 100015.2552@compuserve.com

Alan Hobbs G8GOJ, President, 83 Surrey Street, South Croydon, Surrey CR2 7DG.

Peter Adams G6LZB Committee Member, 464 Whippendell Road, Watford, Hertfordshire WD1 7PT.

Please note there's been a change of membership Secretary and all enquiries should now be addressed to: **Bryan W. Le Grys G3GOT, 8 Kitchener Way, Shotley Gate, Ipswich, Suffolk IP9 1RW. G3GOT @ GB7MXM.** Please enclose an s.s.a.e. with all enquiries.

That's it for this month. Happy packeting. Reports, messages and news to me at **The Old Nursery, The Drift, Swardston, Norwich, Norfolk NR14 8LQ. Tel: (01508) 570278. G3LDI@GB7LDI**

END

Advertisements from traders or for equipment that is illegal to possess, use or which cannot be licensed in the UK, will not be accepted. No responsibility will be taken for errors.

You should state clearly in your advert whether the equipment is professionally built, home-brewed or modified.

The Publishers of *Practical Wireless* also wish to point out that it is the responsibility of the buyer to ascertain the suitability of goods offered for purchase.

BARGAIN

b a s e m e n t

Compiled by Zoë Shortland



Free adverts? Yes it's true! As of now, all adverts will be **FREE** of charge, to readers and subscribers.

Now's your chance to send in a photograph of your equipment (a good idea if it's really unusual) to accompany your advert. Please note that all photos will only be published at our discretion and are non-returnable.

When sending in your advert, please write clearly in **BLOCK CAPITALS** up to a maximum of 30 words, plus state your contact details. Please use the order form on page 62, which is published every other month. In the months between, a photocopy of the order form (with corner flash), or your advert written on a postcard (with corner flash) will be accepted - **no corner flash - no advert!**

Adverts are published on a first come, first served basis. All queries to Zoë on (01202) 659910.

All adverts should be sent to: Zoë Shortland, Bargain Basement Free Ads, Arrowsmith Court, Station Approach, Broadstone, Dorset BH18 8PW.

For Sale

I155 receiver complete except for aural sense switch, also scrap set, £120. Canadian 19 Set, p.s.u. and variometer, working order, £225. Wanted 18, 19 and 22 Sets and ancillary equipment, valves, plugs, sockets, etc. Trevor G7TKH, QTHR. Tel: (01274) 824816.

Alinco 510E dual-band transceiver, 45W, mobile mount, good condition, extended receive, £175 or exchange for Signal R535 v.h.f./u.h.f. airband scanner. G0JFS, Kent. Tel: (01227) 792867.

Alinco DJ-580E 2m/70cm (144/430MHz) hand-held inc. extended RX, remote mic., case, £275. Kenwood NiCad packs PB32, £25 each or £40 for two, o.n.o. These are new packs. Tel: N. Wales (01745) 730148 evenings.

AOR AR3000A receiver, excellent condition with indoor aerial for 25-1300MHz, £450. Pete, Lancs. Tel: (01524) 701689.

Base type microphone AM3039, perfect condition, £50 or v.n.o. Tel: Derbyshire (01283) 221870.

Circuits, manuals, etc. Also plug-in modules for HP157A scope, photocopies available, also have 1950s scope, swap for good quality marine/airband receiver. R. Burrell, 2 Clachamish, Bernisdale, Isle of Skye, Scotland.

Clark Scam 40 telescopic pump up mast, ex-military, free standing, £250 o.n.o. Buyer collects. Mast goes up to 40ft. Tel: Dorset (01202) 426687.

Clear out sale! Can't list it all, includes TX/RX equipment, test gear, computer equipment, misc. items, etc. Send s.a.c. or call for a list by FAX, approx 90% items work. Tel: (01502) 678246. PO Box 19, Beccles. NR34 0DP

Collector's h.f. radios AR88LF (superb), £215. Eddystone 730/4, £135. RCA AR77, £80. All g.w.o., also Burdett BE201 military v.h.f. TX/RX plus headset, mint, £115 and WS C12 tank transceiver, v.g.c., £110. Tel: E. Yorks (01482) 869682.

Complete packet station for sale or swap for 6m (50MHz) all-mode rig, consists of Viglen '486 8Mb RAM sound card, mouse, keyboard, VGA colour monitor, Tiny-2 modem plus FT23R 70cm (430MHz) handie, all in very good condition. Roy G7UVO,

Hatfield. Tel: (01707) 275920.

Datong FL3 filter, complete with power supply and leads, only used twice, £80. Jack, Dorking. Tel: (01306) 887057.

Drake R8E receiver, mint, boxed with manual, £700. Roger, Cheshire. Tel: (01270) 528667.

Drake SPR-4 solid state communications receiver, twenty four 500kHz wide bands between 200kHz and 30MHz, includes all amateur bands, box and manual, excellent condition, mains powered, bargain at £365. Tel: Bridgewater (01278) 458579.

Drawing spec. bits of Cossor CR1504A, free for collection. Reading area. Tel: Reading 0118-950 7976.

Eddystone 770U/2 (150-390MHz). £75. AMF wide range oscillator, £40. Marconi frequency counter, £20. Universal AVO meter, £50. Alinco 2m (144MHz) fm. transceiver, £150. Selection of RITTY equipment. Tel: Surrey 0181-654 8544.

Fairmate HP200 hand-held scanning receiver, 500kHz to 1.3GHz, 1000 memory channels, complete with aerials, NiCads, charger, case and original packing, mint condition, little used, £190. No offers! John, Coventry. Tel: (01203) 465328 after 6pm.

FR/FL50 h.f. RX/TX, £90. Heathkit QRP HW-8 transceiver, £75. GRC-9 with p.s.u., mic., i.s., £200. German WWII field 'phones, £110. Danish WWI F.P., £105. Gas mask microphone WWI, £150. Tel: Wores (01562) 743253.

FT-101Z MkIII c.w. filter, cooling fan, d.c.-d.c. converter, YD148 base mic., FV-101Z v.f.o., FC-902 a.t.u., all boxed, manuals, one owner from new, all in mint condition, delivery at cost, £500. Colin GMOAVR, Shetland Islands. Tel: (01806) 242836 evenings 1800-2000 please.

FT-101Z MkIII, WARC, f.m., fan, new p.a. valves, digital frequency display, c.w. narrow filter, complete with Yaesu microphone and SP901 ext. speaker, original manuals, boxed, £425 o.n.o. Dave GORDT, Northampton. Tel: (01604) 757368.

FT-101Z, speaker and manual, £350. FT-101B, £160. Daiwa s.w.r. meter, £30. 2m (144MHz) linear, 30W, £60. Kent key, £40. Home-brew EL key, £15. BC221 wave meter, £20. Jap mechanical key, £10.

Tel: Prestwick (01292) 479217.

FT-102 desk mic. MD-1, as new, £60. Microvitec 663 14in VDU, only two months use, looks like new, £80. Tel: Nr. Brighton (01273) 418713.

Hygain TH2 h.f. beam plus G400 rotator, £150. Buyer collects. G3UPZ, Berks. Tel: (01734) 863535.

Icom 728, excellent condition, boxed, £585. Trio TS-830S plus external v.f.o., both items excellent condition, boxed, £465. Collect or plus carriage. Tel: Norfolk (01953) 882076.

Icom IC-275H 100W 2m (144MHz) all-mode transceiver, excellent condition, little used, original packaging and manual, £850 collected. Ewan GM0VMV, QTHR. Tel: 0131-447 0849.

Icom IC-726 h.f. and 6+ general coverage, v.g.c., £600 o.n.o. Mike GOKAS, Epsom. Tel: (01372) 810612.

Icom IC-740 h.f. transceiver, Icom AT-150 auto antenna tuner, Icom IC-PS20 power supply unit, all mint condition, complete with manuals and original packing, £550. Tel: Kidderminster (01562) 513305.

Icom R-7000 u.h.f. v.h.f. radio receiver, stepless tuning or scanning, 25MHz to 2GHz, £600. K. J. Faulkner. Tel: 0161-905 3123.

Icom R70 E.WORD, £310. Datong multi-mode audio filter, excellent condition, £50 or sold together, £345. Also Yaesu FT-200 nr. mint condition, £195. Completely new valves. Tel: Nr. Keighley (01535) 635433 anytime.

Jaybeam 88-element multibeam, dismantled, £50 o.n.o. Log periodic 50 to 500MHz, £100 o.n.o. Yaesu YM49 spk. mike, suitable for FT-290, etc., £10 o.n.o. Tel: SW London 0181-547 3466.

Kenwood 690S h.f., 6m (50MHz), filter, £900. Yaesu 726R 2m/70cm (144/430MHz) plus satboard, £580. Cusherafi 17B2, £80. 70cm (430MHz) crossed, £25. Diamond SX200, £45. Quad 20, 17, 10, £100. Yaesu 450XL, £180. Strumech P40, £250. Tel: West Midlands (01384) 370695.

Kenwood R2000 receiver, boxed, manuals, including Datong indoor active antenna, hardly used, excellent condition, price, £300. No offers. Dave GIAMM, Leeds. Tel: 0113-282 2013 (home) or (0589) 008199 (work).

Kenwood TM431E 70cm (430MHz)

35W, £200. Yaesu FT-270RH 2m (144MHz), 45W, £150. These with all extras and mint. KW201 receiver, exceptional, £95. General coverage, Lafayette HE80 rec., good working order, £40 collected. Tel: West Midlands 0121-474 4856.

Kenwood TS-140S h.f. transceiver with matching AT-250 auto a.t.u., boxed, A1 condition, £750 o.n.o. GOWYE, Surrey. Tel: (01737) 842967.

Kenwood TS-440S auto a.t.u., boxed, manuals, £650. Stormo 5334 4m (70MHz) wanted Icom IC-505. Tel: Kent (01304) 379580.

Kenwood TS-520SE inc. digital read-out, manuals and boxed, excellent condition, £225. Mike G4XDL, Cheltenham. Tel: (01242) 510138.

Kenwood TS-830S h.f. transceiver, additional filter, £545. Yaesu FT-747GX h.f. transceiver with f.m. board, £525. Both immaculate condition, genuine reason for sale. Dave GW3YAF, QTHR. Tel: (01269) 870076.

Kenwood TS440S with auto a.t.u., matching PS50 power supply unit, c.w. and s.s.b. filters fitted, little use and in mint condition, £875. Barry, Ayrshire. Tel: (01475) 672040.

Lowie HF-225 complete with f.m. board, keypad, manual, boxed as new, little used, £350. Datong FL3, £75, both for £400. Tel: Barking 0181-594 0869.

Lowie PR150 pre-selector with magnetic long wire balun and isolator, £175 o.n.o. Also Sony AIR-8 airband receiver with external slim Jim antenna, £130 o.n.o. Bob G0WOK, South Glos. Tel: (01454) 218787.

MFJ-748B d.s.p., must sell, £100, less than half price, manual, etc. A. Rogers, Essex. Tel: (0279) 443957.

MMI 30W 2m (144MHz) linear amp, £30. 2m (144MHz) Baycom modem with installation disk and manual, £30. Eddystone 'S' meter, £25. Bill, Staffs. Tel: (01782) 624838.

Morse practice tapes, 10 to 15w.p.m., five tapes, £15 plus P&P. SEM power meter, £15 plus P&P. All payments to JA Butterworth, 9 McKenzie Road, Buckie, AB56 1DH.

Murphy B40, £90. Eddystone 770S receiver to 1GHz, £150. 730/4, £125. 730/1A, £130. 840C, £100. 770U admiralty Q5, £80. EP17R panadaptor, £120. BC348, £75.

RA17L, £140. R107, £75. Collins TCS receiver, 1.5-12MHz, £65. AVO CT446 transistor analyser with book, £60. Marconi TP2700 precision portable l.c.r. bridge, £70. Most with manuals. Tel: Berks (01344) 27869.

New FT-243 Jan crystal 7.030MHz fitted with calibration, cert. £5. Also spare parts and valves for Heathkit RA1/RG1 RXs and Codar AT5 TXs, send 'wants list' to: R. Marris, 35 Kingswood House, Farnham Road, Slough, Berks SL2 1DA.

Offers for Eddystone 840C, good condition, cash or swap for Heathkit HW7 or KW2000E, anything considered in good working order, could collect, deliver locally. Tel: Cornwall (01209) 832154.

Packard Bell 486SX computer, 4Mb RAM, 3.5 drive, 120Mb hard disk. Dos 6.0, Windows 3.1 Works, money, navigator, Corel Draw, Aldus, Pagemaker, Hewlett Packard Deskjet 550C. Laser quality colour printer, £800 o.n.o. Brian, Northants. Tel: (01280) 705409 after 6pm weekdays.

Panasonic DR28 mains/battery all wave receiver, excellent condition, complete with mains cord and manual, £60. Tel: Oxon (01491) 824094.

PCs, one Compaq 286 20Mb hard drive, floppy, etc., £90. One Tulip 286 20Mb hard drive, floppy, etc., £95. Assorted 20Mb and 40Mb HDDS and other bits to clear, offers? Andy GM7WJP, Scotland. Tel: (01387) 251065.

R-2000 receiver, fitted v.h.f. converter, 118-173, boxed with manual, v.g.c., £375. Colin, 112 Chichester Road, South Shields, Tyne Wear NE33 4HN.

Rare ship's receiver (IMR) model SR401 hybrid (valve/transistor), 85kHz to 25MHz, quality RX, £120. Rascal RA17? operating instructions, circuit, £125. Vintage army receivers, R109, £110. R210, £85. Eddystone 840C receiver, £120. All g.w.o. Tel: Yorkshire (01482) 869682.

Shack clearance, TS-820S, TS-830S, FT-101Z, FT-707, Icom AT160, IC-260E, IC-W2E, IC-202S, Trio TR-751E, Kenwood AT230, Mizuho 20m (14MHz) s.s.b., Alinco DJ-1FE, DJ-460E, Hustler 4BTV, Alinco DR-510, Weltz SP200, VFO820, SP820, David, Romford. Tel: (01708) 374043 evenings.

Sommerkamp FLDX500, £75. Yaesu FRDX400, £75. Bendix signal frequency meter, £30, all o.n.o. Buyer to collect. Dave GOMUX, North Yorkshire. Tel: (01423) 323296.

Standard C528 dual-bander hand-held transceiver, u.h.f. and v.h.f., good condition, rechargeable batteries and charger, cost £390 new, will sell for, £200. Tel: Berkshire (01344) 50021.

TS-830S, a.t.u. 230 speaker 230, v.f.o. 230. Tel: S. Yorks (01382) 859451.

Two Yaesu FT-101Z h.f. transceivers, both in immaculate condition, £295 and £345. Yaesu FTV901R transverter, 4m (70MHz), 2m (144MHz), 70cm (430MHz) modules, s.s.b., a.m., f.m., c.w., immaculate condition, £300. Tel: Lincs (01406) 380037.

Uniden UBC290X1T wideband receiver, good condition, £100. Yupiteru 7100 wideband receiver, various accessories, £290 o.n.o. Martyn, Coventry. Tel: (01203) 650572 (24 hr).

Vectronics VC300M a.t.u., mint, £50. Daiwa 14 amp p.s.u., mint, £40. Serene TSB-3302 dual-band antenna, newish, £25. 40m (7MHz) RG213/Y, £25. Realistic DX-100L h.f. receiver, mint, £50. Scanning directory, £10. Mark, SW London. Tel: 0181-255 6573 after 6pm.

Versa Tower, 35 feet, wind up, mobile to avoid planning + cage and bearing, two years old, £250 o.n.o. SWR and power meter, 3.5-150MHz, 100W, £25. 16-element J-beam, £25. 5-element beam, new, £20. Power supply, 20m coaxial cable, s.w.r. meter, mics, plugs and connectors, mobile antennas plus lots more! £50 the lot. Darren Smith, Kent. Tel: (01732) 822236.

Yaesu FT-101Z f.m., very good condition with many spares, £250 o.n.o. Roy, NE London. Tel: 0181-504 3260.

Yaesu FT-102 a.m./f.m. board fitted, narrow filters, spare driver and p.a.s., workshop manual, v.g.c., £475. Also Ten-Tec Corsar II with matching p.s.u./speaker, mic., and all info, mint condition, £625. Tel: NE Lancashire (01282) 617481.

Yaesu FT-401B 560W transceiver, good condition, c/w manual, etc., £150. Yaesu FRG-7 receiver, 2.2kHz filter added, good condition, c/w manual, £90. Telephone for more information. Bill. Tel: (01202) 246515.

Yaesu FT-530 dual-band hand-held

transceiver with extended receive, complete with external speaker microphone, soft case, battery and charger, original boxes and manuals, cost, £500 new, only, £275. Tel: Plymouth (01752) 663763 evenings.

Yaesu FT-747GX with fitted f.m. h.f. transceiver, manuals, boxed, as new, £475. Tel: 0161-301 3750.

Yaesu FT-7B plus YC7B digital read-out unit, also have mono hand scanner, complete with disks and manuals, one 25/30A variable voltage p.s.u., type DPS2512. SAE to: Peerless, 157 Fairmead Crescent, Edgware HA8 8YS.

Yaesu FT-900AT under one year old, narrow filter, remote kit, used for receive only, £700. Tel: 0181-508 9703 (day) or (01277) 821827 evenings.

Yaesu FT-901 h.f. rig, also FC-902 a.t.u., new valves and serviced, £330 or exchange for TS-430 or similar radio. C. Brown GOUNJ, Manchester. Tel: 0161-681 0529.

Yaesu FT-902DM all-mode transceiver, 10m to 160m (28-1.8MHz) 240V, c.w. filters, mint condition, boxed with manuals, £425. FC-902 a.t.u., £135. 144MHz linear, 240V, 4CX250B 300W, £300. Tel: Brighton (01273) 462696.

Yaesu FT-ONE general coverage all-mode solid state transceiver, memory board, extra filters, owners and service manuals, excellent condition, c/w Yaesu MH1 mic., with up/down buttons, £735. Ken, London. Tel: 0181-455 8831 anytime.

Yaesu s.s.b. filter XF-10.9 M-202-01 (narrow) cost £94, boxed. Offers please (internal). Tel: Middlesborough (01642) 814503 evenings.

Yaesu FT-290II all-mode 2m (144MHz) transceiver, complete with mic., manual, charger, case, carry strap, boxed, £300. Stan G7SRD, QTHR. Tel: Cheshire 0161-432 6560.

Exchange

Ferrograph tape recorders, one type, 4 CFN and type 422U, model 'D' and 7 AVO meters. Armstrong AF208 radio chassis. Leak through line tuner and leak point one TL/10 amplifier. 1930 KB radio wanted, working TX/RX. Bill, Norfolk. Tel: (01945) 585857 anytime.

OAP - have an Eddystone transistorised com receiver EC10. Exchange for valve military radio, short wave, any size. Tel: Coventry (01203) 440637.

Trio JR-310 for Sangean ATS-803A or w.h.y.? Please write and will 'phone back. David Hamilton, 31 Richmond Terrace, Cumnock, Ayrshire, Scotland KA18 1DN.

TS-830S, very good condition with manual and service manual, plus Shure 444 mic., exchange for general coverage TS-430S or similar with f.m. Stuart, Stroud. Tel: (01453) 752411.

WWII 103 receiver with spares unit box, RCA USA signal corps, BC-348-C receiver. Pye 5-band receiver PE94 MBQ/LW. Wavemeter D No. 1 Mk11. Component bridge unit type B101, unknown condition. Wanted working TX/RX. Bill, Norfolk. Tel: (01945) 585857 anytime.

Yaesu FRG8800 receiver with FRV-8800 internal v.h.f. converter, FRT-7700 antenna tuner, all g.w.o., with manual, for Yaesu FT-902DM, prefer with FC902, must be g.v.o. with manual. G4MNB, QTHR. Tel: Swindon (01793) 826325.

Wanted

2m (144MHz) s.s.b. only transceiver. David, SE London. Tel: 0181-302 4470.

Any 2m (144MHz) transceiver, must be multi-mode and in good condition, please contact Simon G7WXX or Martin G7WKW on (01952) 604822 after 7pm weekends only (not hand-held) thank you!

Any information on the history of the McMurdo radio company, please write to Ted Moore, 5 Love Lane, Wakefield, West Yorks WF2 9AG. Will refund all mail and copying costs or can copy and return.

Bush table radio model v.h.f. 64 or Bush radio gram SRG66 or Grundig radio model 3365 or Philips table radio model 561AT or Philips model B7X14A. Hugh McCallion, No. 8 Strathard Close, Coleraine, Co. Londonderry, N. Ireland BT51 3ES. Tel: (01265) 437993.

Cassette flap for R9002H stardeck radio cassette player. Carrick, Lyndene, St Aubyn Cres, Newquay, Cornwall TR7 2RQ.

Copy of Morse transceiver program, on cassette, to suit old Commodore C16 computer (16k), price and particulars to: Tel: Leeds 0113-260 9456.

Eddystone general coverage receiver, late valved model 830 or 940 or w.h.y.? Must be good condition and working, urgently requiring free

90 TV type valves (50 boxed), cost of postage. Jim McGowan, 20 Keats Avenue, Romford, Essex RM3 7AR. Tel: (01708) 340304.

Eddystone receivers, models EC10, 1570, EM34, EB35, 960, 890, 930, 870, 870A, plus any Mimco sets and other models, also scrap sets for spares please. Some doubles for sale. Peter Lepino, Surrey. Tel: (0374) 128170 or (01372) 454381 anytime.

Ferrite rod aerials, must be half inch in diameter, no more or less, must be six inches long or more. Peter Tankard, Sheffield. Tel: 0114-266 8037 anytime.

For 'B2' receiver, i.f. coil (470kHz) circuit reference (L8E) or Wearite type M800 transformer will do, and its oblong knobs or similar type please, if able to help ring Andrew Humphris, Warwick. Tel: (01926) 400876.

Help wanted - SL6700 a.m., s.s.b., c.w., i.f. detector, Matt, Lincoln. Tel: (01522) 721897.

Instruction manual for Ten-Tec a.t.u. (or copy) will re-imburse expenses. Model No. 4229. G00JZ, Kent. Tel: (01304) 374612.

Kenwood TS-440S with filters. Tel: Cumbria (0539) 442240.

KW202 receiver, exchange for \$640 Eddystone receiver, in good condition, cash adjustment. Jack, Rugby. Tel: (01788) 811295.

Military radio sets, British, USA, etc., receivers, transceivers, valved plus acc's, aerials, bags, also large tent, 40s style. Have sets to swap 1082/3 wanted, also No. 12 set. Tel: Worcs (01562) 743253.

PK88 TNC wanted. Clearance of shack bits. Europa for 4m (70MHz), two off. Pye 290S, SMC52 speaker mic., TH205 and TH27 power leads, dry battery box for 27E. Other bits. Tel: Tyne & Wear 0191-512 0373 or (0378) 026491.

Please has anybody got any SL1612 i.f. amp i.c.s for sale or is there an equivalent? A. Seed, Devon. Tel: (01626) 334917.

Please help! I need a diagram of the printed circuit board for Philips S2935 receiver. Your price plus expenses. J. Boal, Belfast. Tel: (01232) 659577.

Pump-up mast 40/50 feet, will collect around M25 area, must be in good condition. Brian, Kent. Tel: (01634) 671301.

Spy/Clandestine radio sets wanted

by collector, American, British, German, Polish, Russian, etc., also accessories for same. Details and price wanted to: Bill G8PUJ, QTHR. Tel: E. London 0181-505 0838 evenings.

Tektronix 503 oscilloscope circuit diagram/instruction manual, loan or purchase. Also to purchase audio sine square wave signal generator. Marconi TF-1370 or similar. Tel: Southampton (01703) 615722.

Top \$ for Yaesu FT-50 transmitter and FR-50 rcvr with manuals, must be excellent to mint condition, will pay shipping to USA. Gary Wagner K30MI, 11124 Oak Hollow Road, Knoxville, TN 37932 USA.

Used a.m. transmitter frequency 530-1700kHz, d.s.b., power up to 500W or low power, 100W with r.f. amplifier for 500W output broadcasting. Melbourne AM Community Radio. FAX: 61-3-93609185.

VFO (external) for FT-101ZD MkIII h.f. quad antenna, FL50B TX, manual for 9R59DS receiver, any good valve RX, w.h.y.? HF beam antenna or mono, h.f. linear amp, brass Morse key, RA17 RX, carriage paid. Ed Kelly EI5DR, Cregganavar Breaffy, Castlebar, Co. Mayo, Eire.

VHF-UHF Manual, fourth edition, RSGB - GR Jessop, John William, Orkney. Tel: (01856) 711355 after 9pm.

Wanted: old battered computers, Atari 400, Tandy TRS-80 (model 1), Enterprise 64, Spectravideo SV-318 and 328, Spectrum clones, Apple II, KIM 1, Apple LISA, Altair 680, etc. Enrico Tedeschi, 54 Easthill Drive, Brighton BN41 2FD. Tel/FAX: (01273) 410749 or mobile (0850) 104725.

£500 offered for Marconi 405-line sync. pulse generator, four figure sum for any complete image orthicon camera. Andy Emmerson (01604) 844130 or write G8PTH, QTHR.

BARGAIN BASEMENT ORDER FORM

Please insert this advertisement in the next available issue of *Practical Wireless*.

PLEASE WRITE IN BLOCK CAPS FOR SALE WANTED EXCHANGE

Name

Address

Telephone Number

CONTACT DETAILS FOR ADVERT.

Please only write in the contact details you wish to be published with your advert,

ie. do you want your name & address, or just your telephone number?

Your advert, you decide!

FOR SALE /	
WANTED /	
EXCHANGE	
(30)	

(12)	

Classified Ads

To advertise on this page see booking form below.

Whilst prices of goods shown in advertisements are correct at the time of going to press, readers are advised to check both prices and availability of goods with the advertiser before ordering from non-current issues of the magazine.

Wanted

WANTED FOR CASH Valve or solid state communication receivers Pre-1980. Preferably working and in good condition. Non working sets considered also domestic valve radios. Items of Government surplus wireless equipment and obsolete test equipment. Pre-1965 wireless and audio components and accessories. Pre-1975 wireless and TV books and magazines. Also, most valves wanted for cash. Must be unused and boxed. CBS, 157 Dickson Road, Blackpool, FY1 2EU. Tel: (01253) 751858 or Fax: (01253) 302979.

For Sale

TECHNICAL MANUALS, AR88, CR100, R210, HR0. £5 each. Circuits £1.50. Hundreds available. SAE list. Bentley, 27 De Vere Gardens, Ilford, Essex IG1 3EB. Tel: 0181-554 6631.

JAPANESE GAAS-FET, RF power module, microwave TR's and devices for communication and industrial use. T.YOSHIHARA OSAKA 564, JAPAN, Cable: TYOSHIHARA SUITA. FAX: 816-338 3381.

SELLING BUYING P/EX G3RCQ. Cash waiting, large used equipment stocks changing daily. Tel: 01708 374043 (Romford).

RADIO BOOKS. Also parts to clear. S.A.E. for list. Old Time Supplies, PO Box 209, Banbury, Oxon OX16 7GR.

ANTENNA LIFTING KITES. Powerful stable kite. 70" x 58". Bright yellow nylon. Winds 5-20mph. Designed for the job. £80.00 inc P&P. Sky High Kites, 39 Dalton Crescent, Comber, N. Ireland BT23 5HE. Tel: 01247 874224. Internet: <http://www.kitesantenna.com>. E-mail: Kites@kitesantenna.thegap.com.

BARGAIN ICOM IC-02E excellent condition 2m handheld. 2 battery packs, speaker mic., car adaptor, car bracket. Only £200. Tel: 0973 725915 or QTHR G1END.

LITZ WIRE

Silk covered Litz copper wire suitable for HF inductors, transformers, loop aerials, loudspeaker crossover etc. (1 to 130 strands in various gauges and reel sizes).

SAE/FAX number for stock list.

Audiotaf, Fitzmaurice Road Tel: 01202 484358
Christchurch, Dorset BH23 2DY Fax: 01202 499614

Valves

VALVES GALORE Most valves available from stock. Otherwise obtained quickly. Please send SAE stating requirements or telephone. **VALVE & ELECTRONIC SUPPLIES** Chevett Books, 157 Dickson Road, Blackpool FY1 2EU. Tel: (01253) 751858 or Fax: (01253) 302979.

VALVES WANTED for cash: KT88, £48; PX4, PX25 £50; DA100 £90; EL34, £10; EL37, £9; CV4004, £5; ECC83 £3. Valves must be Mullard/GEC, West European to achieve the price. Ask for our free wanted list. Prompt and courteous service. Visitors by appointment only (we are a very busy Export Warehouse). Billington Export Ltd. Billingshurst, West Sussex RH14 9EZ. Tel: (01403) 784961. Fax: (01403) 783519.

VALVES:- OVER 50000 STOCKED Ham, Vintage, Military, Audio. SAE for FREE list to: Wilson Valves, (Jim Fish G4MH), 28 Banks Ave., Golcar, Huddersfield, West Yorks HD7 4LZ. Tel: 01484 654650. Fax: 01484 655699. Visa etc. Fast & personal service.

TOP PRICES PAID

for all your valves, tubes, semi-conductors and ICs.

Langrex Supplies Ltd.,
1 Mayo Road, Croydton,
Surrey CR0 2QP.

Tel: 0181-684 1166. Fax: 0181-684 3056.

Computer Software & Hardware

JVFAX/SSTV, HAMCOMM, PktMon.
9FD/25FD Tx/Rx interface, programs, manuals, pictures £28.50. SASE for leaflets. Peter Lockwood G8SLB, 36 Davington Road, Dagenham RM8 2LR. Tel/Fax: 0181-595 0823.

Shareware

PC ELECTRONIC AND TECHNICAL PROGRAMS

LOW COST SPECIALIST LIBRARY
GOOD QUALITY PROGRAMS THAT WORK
DESCRIPTIVE CATALOGUE AVAILABLE PRICED AT **£2.50**

Comes with £2.00 off money voucher to place against your first order.

Phone/Fax for your catalogue from:
PDSL, Winscombe House, Beacon Road,
Crowborough, Sussex TN6 1UL
Tel: 01892 663298 Fax: 01892 667473

Miscellaneous

VALVE ENTHUSIASTS: Capacitors and other parts At attractive prices! Ring for free list. Geoff Davies (Radio), Tel: (01788) 574774.

VALVE RADIOS radiograms, amps, obsolete spares. Also repairs. Tel: 01689 898291 anytime. 91 High Street, St Mary Cray, Orpington, Kent. Open Friday, Saturday 10-4.

VIDEO TAPE CONVERSIONS to and from all modes NTSC, SECAM, PAL(M) PAL(N) also VIDEO 8 NTSC. Digital processing. Fast and economical service. Also cine conversions. Phone G4WMP 01932 846139.

ORDER FORM FOR CLASSIFIED ADS PLEASE WRITE IN BLOCK CAPITALS

The prepaid rate for classified advertisements is 42 pence per word (minimum 12 words), box number 70p extra. Semi-display setting £13.90 per single column centimetre (minimum 2.5cm). Please add 17.5% VAT to the total. All cheques, postal orders, etc., to be made payable to the PW Publishing. Treasury notes should always be sent by registered post. Advertisements, together with remittance should be sent to the Classified Advertisement Dept., Practical Wireless, Arrowsmith Court, Station Approach, Broadstone, Dorset BH18 8PW. Tel: (01202) 659920, Fax: (01202) 659950

Please insert this advertisement in the issue of Practical Wireless (if you do not specify an issue we will insert it in the next available issue of PW) for insertion/s. I enclose Cheque/P.O. for £..... (42p per word, 12 minimum, please add 17.5% VAT to total).

Name:

Address:

Telephone No.:

Box Number @ 70p: Tick if appropriate.

Category heading:

Receivers

B.F.O. KITS Resolves single side-band on almost any radio, £16.49. H. CORRIGAN, 7 York Street, Ayr KA8 8AR.

TRANSCEIVER P.R.C. 316 HF AM CW 4 watts output. Last few. £105 inc P&P. Various faulty P.R.C 316 radios £40 each inc. P&P. Send SAE for latest list.

C. P. Electrical, 56a Worcester Street, Wolverhampton WV2 4LL.
Tel: 01902 20315.

Holidays

NORTH WALES HOLIDAYS - Caravan - bunkhouse - camping. Elevated rural site, two miles from beach, use of shack and antennas, open all year. Tynrhos, Mynytho, Pwllheli.
Tel: 01758 740712.


Educational

HEATHKIT EDUCATIONAL PRODUCTS UK DISTRIBUTOR/SPARES AND SERVICE CENTRE. Cedar Electronics. 12 Isbourne Way, Broadway Road, Winchcombe, Cheltenham. Glos. GL54 5NS.
Tel: (01242) 602402.

DISCLAIMER

Some of the products offered for sale in advertisements in this magazine may have been obtained from abroad or from unauthorised sources. *Practical Wireless* advises readers contemplating mail order to enquire whether the products are suitable for use in the UK and have full after-sales back-up available.

The publishers of *Practical Wireless* wish to point out that it is the responsibility of readers to ascertain the legality or otherwise of items offered for sale by advertisers in this magazine.



Don't be slow in obtaining your next copy of **Practical Wireless Magazine**

ELECTRONICS VALVES & SEMICONDUCTORS

Phone for a most courteous quotation
0181-743 0899
Fax: 0181-749 3934

We are one of the largest stockists of valves etc, in the U.K.

COLOMOR (ELECTRONICS) LTD.

170 GOLDHAWK ROAD
LONDON W12 8HJ

YAESU, ICOM, AOR etc.

SALES & SERVICE Holdings of Blackburn Ltd. Inc. 1952, Yaesu Agents since 1972. G3LL 40+years in electronics. Best prices for callers (try us with cheque or 'real money' if you want to bargain) only xyl and sell to pay so we can afford to give good prices - valves and CW filters for old Yaesu eg. Phone, normally open Thursday, Friday and Saturday. Lunch 12.00-1.30 but phone first we enjoy a few holidays!

G3LL HOLDINGS, AMATEUR ELECTRONICS
45 JOHNSTON STREET, BLACKBURN, BB2 1EF
(01254) 59595

mufek limited

0115 9729467

DUAL BAND TRANSVERTERS

for 6m and 4m are now available. Features low noise front ends for each band and a 20W dual band P.A. Receiver Noise figure is less than 2.5dB, high input intercept for strong signal conditions. Output variable 2 to 20W by front panel control. 1 F. for either 2m or 10m available.

Visit our WEB PAGE at <http://ourworld.compuserve.com/homepages/mufek>
PO Box 24, Long Eaton, Nottingham NG10 4NQ

PW PCB SERVICE

PRACTICAL WIRELESS PCB SERVICE

Printed Circuit Boards for *Practical Wireless* constructional projects are available from the Practical Wireless PCB Service.

The boards are made in 1.5mm glass-fibre and are fully tinned and drilled.

When ordering PCB's please state the article title, magazine cover date and the board number.

Mark your envelope **Practical Wireless PCB Service.**

Cheques to be crossed and made payable to: **Badger Boards.**

Please print your full name and address in block capitals and do not enclose any other *Practical Wireless* correspondence with your order.

Please allow 28 days for delivery.

Send orders and remittances to:
Badger Boards, 80 Clarence Rd, Erdington, Birmingham B23 6AR.
Tel: 0121-384 2473

PW SERVICES

Queries:

Practical Wireless, PW Publishing Ltd., Arrowsmith Court, Station Approach, Broadstone, Dorset BH18 8PW.

We will always try to help readers having difficulties with *Practical Wireless* projects, but please note the following simple rules:

- 1: We cannot deal with technical queries over the telephone.
- 2: We cannot give advice on modifications either to our designs, to commercial radio, TV or electronic equipment.
- 3: All letters asking for advice must be accompanied by a stamped self-addressed envelope (or envelope plus IRCs for overseas readers).
- 4: Make sure you describe the problem adequately, with as much detail as you can possibly supply.
- 5: Only one problem per letter please.

Back Numbers

Limited stocks of many issues of *PW* for past years are available at £2.30 each including post and packing. If the issue you want is not available, we can photocopy a specific article at a cost of £1.50 per article or part of article.

Over the years, *PW* has reviewed many items of radio related equipment. A list of all the available reviews and their cost can be obtained from the Editorial Offices at Arrowsmith Court, Station Approach, Broadstone, Dorset BH18 8PW for a large stamped self-addressed envelope.

Binders

PW can provide a choice of binders for readers' use. Plain blue binders are available, each holding 12 issues of any similar A4 format magazine. Alternatively, blue binders embossed with the *PW* logo in silver can be

supplied. The price for either type of binder is £5.50 each (£1 P&P for one, £2 for two or more).

Send all orders to PW Publishing Ltd., FREEPOST, Arrowsmith Court, Station Approach, Broadstone, Dorset BH18 8PW.

Constructional Projects

Components for *PW* projects are usually readily available from component suppliers. For unusual or specialised components, a source or sources will be quoted.

Mail Order

All items from *PW* are available Mail Order, either by post or using the 24hr Mail Order Hotline (01202) 659930. Payment should be by cheque, postal order, money order or credit card (Mastercard and Visa only). All payments must be in sterling and overseas orders must be drawn on a London Clearing Bank.

Order Form

FOR ALL MAIL ORDER PURCHASES
IN PRACTICAL WIRELESS

SUBSCRIPTION RATES

PRACTICAL WIRELESS - 1 YEAR

- £25.00 (UK) £30.00 (Europe 1st class)
 £32 (Rest of World Airmail) £37 (Rest of World Airmail)

SPECIAL JOINT SUBSCRIPTION WITH SHORT WAVE MAGAZINE - 1 YEAR

- £45 (UK) £54 (Europe 1st class) £58 (Rest of World Airmail)
 £67 (Rest of World Airmail)

Please start my subscription with the issue.

- I have taken out a subscription this month please send me my Free Reference Data Chart & Repeater Datasheets.

BINDERS

- Please send me.....PW Binder(s) @ £5.50 each

£.....

Postal Charges:

£1 for one. £2 for two or more (UK). £2 per binder (overseas surface).

BOOKS Please send me the following book(s)

..... £.....

..... £.....

..... £.....

..... £.....

..... £.....

Postal Charges:

£1 for one, £2 for two or more (UK).

£2 per book or £10 for five books or more (overseas surface).

NEW FASTER NEXT DAY SERVICE (UK MAINLAND ONLY)

£4 per parcel (orders must be placed by 12 noon)

GRAND TOTAL..... £.....

Now fill in your name and address

CREDIT CARD ORDERS TAKEN ON (01202) 659930

between the hours of 9.00am - 5.00pm. Outside these hours your order will be recorded on an answering machine.

FAX ORDERS TAKEN ON (01202) 659950

Or please fill in the details ticking the relevant boxes, a photocopy will be acceptable to save you cutting your beloved copy!

To: PW Publishing Ltd., FREEPOST, Arrowsmith Court,
Station Approach, Broadstone, Dorset BH18 8PW

PAYMENT DETAILS

Name

Address

.....

Postcode

Telephone No.

I enclose cheque/PO (Payable to PW Publishing Ltd.) £.....

\$.....

or

Charge to my Access/Visa Card the sum of £.....

\$.....

Card No.

Valid from..... to.....

Signature.....

Telephone No.....

Orders are normally despatched by return of post but please allow 28 days for delivery.

Prices correct at time of going to press.


Please note: all payments must be made in Sterling.

CREDIT CARD ORDERS TAKEN ON (01202) 659930

FAX ORDERS TAKEN ON (01202) 659950

This month's **Star Buy** is *The ARRL Handbook For Radio Amateurs 1996*. This is one book we feel that no amateur should be without and therefore we've selected it as our **Star Buy** for this month.

STAR BUY!



Now in its 73rd edition this well established book is packed with information covering topics such as What Is Amateur Radio? through to Practical Design, Construction Techniques and Operating Practices. Not only that, for the first time the *ARRL Handbook* includes a disk of software which should prove useful to all amateurs, no matter which specialist fields their interests lie in. The disk contains a Windows database TISFIND, software applications for Pi Network Design, SSTV active filter design, etc.

Containing 1200 pages and costing just **£25 plus £1 P&P (UK), £2 P&P (overseas)** the *ARRL Handbook For Radio Amateurs* would make a welcome addition to any shack bookshelf and is well worth considering whether you are an 'old hand' or a newcomer to the world of radio.

BOOK SERVICE

The books listed have been selected as being of special interest to our readers. They are supplied direct to your door. Many titles are overseas in origin.



TO ORDER: PLEASE USE THE ORDER FORM ON PAGE 62 OR TELEPHONE THE CREDIT CARD HOTLINE ON (01202) 659930 (24 HOURS)

LISTENING GUIDES

Airband

AIR BAND RADIO HANDBOOK 5th Edition

David J. Smith

Air band radio listening enables you to listen-in on the conversations between aircraft and those on the ground who control them, and is an increasingly popular and fascinating hobby. A new chapter on military air band has been added. The author, an air traffic controller, explains more about this listening hobby. 192 pages. £8.99

AIR & METEO CODE MANUAL 14th Edition

Joerg Klingentuss

Detailed descriptions of the World Meteorological Organisation Global Telecommunication System operating FAX and RTTY meteo stations, and its message format with decoding examples. Also detailed description of the Aeronautical Fixed Telecommunication Network amongst others. 356 pages. £20.00

AIRWAVES 96

The Complete HF/VHF/UHF Aviation Frequency Directory

Much of the more obscure (especially military) information is made accessible in this volume. Not only are facilities/activities listed, giving their frequencies, but also there are reverse lists - when the frequency is known, the allocated user can be found.

Airways sectors are listed so much more clearly than in the Supplements. The main transponder code groups are included. In fact, the book covers all the way from h.f. up to u.h.f. 100 pages. £8.95

AIRWAVES EUROPE

This spirally bound book is published in a similar format to *Airwaves 95* and contains over 5000 aviation frequencies. There are v.h.f./u.h.f. civil and military airband frequencies given for 38 countries and their dependencies in east and west Europe. A must for airband enthusiasts both in the UK and Europe. 124 pages. £9.50.

CALLSIGN 96

The Civil & Military Aviation Callsign Directory

Intended for the aircraft and radio enthusiast to use as a stand alone reference, or as a partner to *Airwaves 95*. Over 5300 military and 3000 civil callsigns are covered in detail. 144 pages. £8.50

FLIGHT ROUTINGS 1996

Compiled by T.T. & S.J. Williams

This guide was produced with the sole aim of assisting airband listeners to quickly find details of a flight, once they have identified an aircraft's callsign. Identifies the flights of airlines, schedule, charter, cargo and mail, to and from the UK and Eire and overflights between Europe and America. 140 pages. £6.60

HIGH IN THE SKY

Davis Barker & McKenzie

This new edition comprises ten sections. The first seven sections are an introduction to radios, antenna and radio communications, information about airways, sections covering v.h.f. and h.f. aeronautical communications, and a brief look at ACARS. The majority of the book is taken-up by section eight, which lists all known Seicalls in three different sequences (by airline/operator, by Seicall and by registration). The 9th section is devoted to Seicalls used by executive jets, these are separate, since these Seicalls are not always fixed. Mostly re-written this volume contains the all-important frequency listings for the aeronautical networks, airlines, the military and the commercial networks. 166 pages. £6.95

INTERNATIONAL AIR BAND RADIO HANDBOOK

David J. Smith

Described as the guide to world-wide air traffic control this companion volume to the *Air Band Radio Handbook* explains how air traffic is regulated internationally giving details of each country's system together with major airport radio frequencies. Related subjects include navigational aids, radio phraseology, flight plans and emergency procedures to name a few. This comprehensive book provides a insight into the complex world of air traffic control. 192 pages. £9.99

THE AIRBAND JARGON BOOK

Rain Swinburne

Designed to give the newcomer some guidance on what to expect from Airband and how to extract the most from listening to it. This guide is essential reading for those not involved in the aviation industry. It gives a valuable insight to many aspects of aviation. Explained are the principles of Airband reception, aircraft instrumentation, radio services, weather navigation, etc and air traffic control, to list but a few. Read this book and you could well be hooked. 72 pages. £6.95

UNDERSTANDING ACARS 3rd Edition

Aircraft Communications Addressing and Reporting System

Ed Flynn

Here is the information you need to understand and decode the Aircraft Communications Addressing and Reporting System, otherwise known as ACARS. Deals with the equipment needed as well as message format and type. 80 pages. £9.95

WORLDWIDE AERONAUTICAL COMMUNICATIONS FREQUENCY DIRECTORY 2nd Edition

Robert E. Evans

This book covers aeronautical radio communications, voice and digital, within the range of h.f. and v.h.f./u.h.f. frequency bands. Commercial, military and para-

military operations are included. Divided into logical sections, it provides useful information and frequencies on almost anything and everything airband. 260 pages. £19.95

WORLDWIDE AERONAUTICAL HF RADIO HANDBOOK

Marlyn R. Cooke

This book lists high frequencies used by aircraft and aeronautical ground stations. It's divided into sections, Military Civil, etc. and is designed for use by those who have previous little knowledge of h.f. communications as well as those who are already 'hooked'. 124 pages. £6.95

Broadcast

A GUIDE TO THE WORLD'S RADIO STATIONS BP355

Peter Shore

As in 'Broadcast Round-up', his column in *PW*, Peter Shore has laid this book out in world areas, providing the listener with a reference work designed to guide around the ever-more complex radio bands. There are sections covering English language transmissions, programmes for DXers and s.w.l.s. Along with sections on European medium wave and UK f.m. stations. 266 pages. £5.95

POP WENT THE PIRATES

Keith Skues

A very comprehensive history of Pirate Radio. Thanks to *Pop Went The Pirates* the whole era of people seeking to provide a popular alternative radio service, under quite considerable opposition, will be remembered. I don't suppose we will ever see or hear the like of it again. £15.95

RADIO LISTENERS GUIDE 1996

Clive Woodyear

This is the eighth edition of this radio listener's guide. Simple-to-use maps and charts show the frequencies for radio stations in the UK. Organised so that the various station types are listed separately, the maps are useful for the travelling listener. Articles included in the guide discuss v.h.f. aerials, RDS, the Radio Authority and developments from Blaupunkt. 81 pages. £3.95

Datamodes

GUIDE TO FAX RADIO STATIONS

15th Edition

Joerg Klingentuss

The new edition of this super reference book covers the world's facsimile stations, their frequencies and methods of working. There is a section covering the equipment needed to receive FAX over the radio, to give you an idea of what is available there are many pages of off-air received FAX pictures. 392 pages. £20.00

GUIDE TO UTILITY STATIONS

14th Edition

Joerg Klingentuss

This book covers the complete short wave range from 3 to 30MHz together with the adjacent frequency bands from 0 to 150kHz and from 1.6 to 3MHz. It includes details on all types of utility stations including FAX and RTTY. There are 19549 entries in the frequency list and 3590 in the alphabetical callsign list plus press services and meteorological stations. Included are RTTY & FAX press and meteo schedules. There are 11800 changes since the 10th edition. 604 pages. £35.00

POCKET GUIDE TO RTTY AND FAX STATIONS

Bill Laver

A handy reference book listing RTTY and FAX stations, together with modes and other essential information. The listing is in ascending frequency order, from 1.6 to 26.8MHz. 57 pages. £3.95

RADIOTELETYPE CODE MANUAL 13th Edition

Joerg Klingentuss

This book gives detailed descriptions of the characteristics of telegraph transmission on short waves, with all commercial modulation types including voice frequency telegraphy and comprehensive information on all RTTY systems and c.w. alphabets. 96 pages. £14.00

Frequency Guides

1996 Super Frequency List

Joerg Klingentuss

This new CD-ROM has been designed for use with IBM PCs or clones running Windows 3.1. The CD-ROM comes complete with its own viewing software and includes 14000 frequencies that have been extracted from the Klingentuss *Guide to Utility Stations*. This frequency listing is supplemented by 1000 abbreviations and 1200 formerly active frequencies. As this list was last updated in January '95 it's well up-to-date. £25.00

FERRELL'S CONFIDENTIAL FREQUENCY LIST 9th Edition

Compiled by Geoff Halligley

Spirally bound, this easy-to-use reference book covers 1.6 - 28MHz in great depth, all modes and utility services, with new reverse frequency listing showing every known frequency against each callsign, who's using what frequency and

mode, what's that callsign?

544 pages. £17.95

PASSPORT TO WORLD BAND RADIO 1996

This book gives you the information to explore and enjoy the world of broadcast band listening. It includes features on different international radio stations, receiver reviews and advice as well as the hours and language of broadcast stations by frequency. The 'blue pages' provide a channel-to-channel guide to world band schedules. 528 pages. £14.50

SHORT WAVE INTERNATIONAL FREQUENCY HANDBOOK

This book contains a comprehensive frequency listing covering 400kHz - 30MHz and is packed with everything from the basics of short wave listening to explaining FAX and RTTY. In this updated version there are many new broadcast and utility stations listed. 188 pages. £12.95

UK SCANNING DIRECTORY 4th Edition

This spiral bound book lists over 20000 UK spot frequencies from 29MHz to 1.6GHz. Articles on scanning in the UK. 335 pages. £17.50

WORLD RADIO TV HANDBOOK 1996 (50th Anniversary Issue)

Country-by-country listing of f.w., m.w., & s.w. broadcast and TV stations. Receiver test reports. English language broadcasts. The s.w.l.'s bible. 608 pages. £17.95

General

EAVESDROPPING ON THE BRITISH MILITARY

Michael Cannon

For the very first time a book has been published showing how to monitor British Military communications. All you need is a short wave receiver, lots of time and patience, and this secret world will open up to you, providing many hours of enjoyment. Also included is the largest British military callsign list ever to be published. 166 pages. £17.50

THE COMPLETE SHORT WAVE LISTENER'S HANDBOOK 4th Edition

Hank Bennett, Harry Helms & David Hardy

This book is a comprehensive guide to the basics of short wave listening. Everything you need to get started as a s.w.l. is explained in a clear and easily understood manner. Receivers, antennas, frequencies, propagation, Q-codes, etc. are all covered. 321 pages. £18.95

SHORT WAVE COMMUNICATIONS

Peter House GUIDO

Covers a very wide area and so provides an ideal introduction to the hobby of radio comms. International frequency listings for aviation, marine, military, space launches, search and rescue, etc. Chapters on basic radio propagation, how to work your radio and what the controls do, antennas and band plans. 187 pages. £4.50

Marine

MARINE SSB OPERATION

J. Michael Gale

How do you stay in touch when you sail off over the horizon and into the blue? What you need is a single sideband radio, a marine s.s.b. This book explains how the system works, how to choose and install your set and how to get the best out of it. There is also a chapter on amateur radio with the emphasis on the increasingly important maritime mobile nets. 96 pages. £11.95

MARINE VHF OPERATION

J. Michael Gale

A v.h.f. radiotelephone is essential equipment for any sea-going boat, but what can you do with it? Who can you call, and how do you make contact? Which channel do you use, and why? What is the procedure for calling another boat, calling the family through the telephone system, or making a distress call? This book will tell you. 48 pages. £7.95

SHORTWAVE MARITIME COMMUNICATIONS

B. E. Richardson

Laid out with both the beginner and well-seasoned maritime radio enthusiast in mind this book provides the most accurate and detailed information in an easy-to-use format. In addition to the two substantial frequency lists provided there is information on all the various communication modes used by ships today. 195 pages. £16.50

SHIP TO SHORE RADIO FREQUENCIES

Ken Davies

This A5 pocket-sized book provides all those with a sailing interest with a detailed listing of all the radio frequencies which they are likely to come across when sailing around Britain's shores. It is designed to be quick and easy-to-use and is therefore divided geographically into 10 sectors resulting in a clear concise format. 95 pages. £5.99


Satellite

AN INTRODUCTION TO AMATEUR COMMUNICATIONS SATELLITES

BP290, A. Piskard

This book describes several currently available systems, their connection to an appropriate computer and how they can be operated with suitable software. The results of decoding signals containing such information as telemetry data and weather pictures are demonstrated. 102 pages. £3.95

PW BOOK SERVICE



(01202) 659930 (24 HOURS)

Internet orders: bookstore@ppub.demon.co.uk

AN INTRODUCTION TO SATELLITE COMMUNICATIONS BP326

F. A. Wilson

A simple, (with the minimum of mathematics) beginner's book covering satellite communications in a practical way. It provides a handy basic reference source on this complex subject and is aimed at up-dating someone who is familiar with radio communications. 230 pages. £5.95

NEWNES GUIDE TO SATELLITE TV

Derek Stephenson

This book, the 3rd edition, is a hard bound volume, printed on high quality paper. The author is a satellite repair and installation engineer and the book covers all information needed by the installation engineer, the hobbyist and the service engineer to understand the theoretical and practical aspects of satellite reception with dish installation and how to trouble-shoot when picture quality is not up to anticipated reception. Mathematics has been kept to a minimum. 371 pages. £16.95

SATELLITE BOOK - A Complete Guide to Satellite TV Theory and Practice

John Breeds

This book deals almost exclusively with television broadcast satellites and is a comprehensive collection of chapters on topics, each written by an expert in that field. It appears to be aimed at the professional satellite system installer, for whom it is invaluable, but it will be appreciated by a much wider audience - anyone interested in satellite technology. 260 pages. £32

SATELLITE EXPERIMENTER'S HANDBOOK 2nd Edition

Martin Dawidoff K2UBC

The book is divided into four main sections - History, Getting Started, Technical Topics and Appendices. It provides information on spacecraft built by, and for, radio amateurs. In addition, it discusses weather, TV-broadcast and other satellites of interest to amateurs. 313 pages. £14.50

SATELLITE TELEVISION

A layman's guide

Peter Pearson

Pictures from space, that's what satellite television is all about. Orbiting satellites, 35000km high, receive TV signals from stations on the earth and re-transmit them back again. This book explains all you need to know to set up your own satellite TV terminal at home, dish and accessories, cable and tuner. 73 pages. £14.00

SATELLITE TELEVISION INSTALLATION GUIDE

5th Edition

John Breeds

A practical guide to satellite television. Detailed guide-lines on installing and aligning dishes based on practical experience. 76 pages. £15.00

WEATHER SATELLITE HANDBOOK

5th Edition

Dr Ralph E. Taggart WB6DQT

This book explains all about weather satellites, how they work and how you can receive and decode their signals to provide the fascinating pictures of the world's weather. Plenty of circuit diagrams and satellite predicting programs. 192 pages. £15.50

WRTH SATELLITE BROADCASTING GUIDE

1996 Edition, Bart Kuiperus

This brand new publication, written by one of the experts from the respected World Radio TV Handbook, will be a great help to everyone interested in the world of satellite radio and television. Featuring over 300 pictures and graphics. All the information you need to know about installing your own satellite system. 366 pages. £17.95

Scanning

AN INTRODUCTION TO SCANNERS AND SCANNING BP311

I. D. Poole

This book is ideal for anyone wanting to know what scanning is, and how it works. There are also chapters on radio in general, covering antennas, radio waves and how they travel, types of transmissions, broadcasting and amateur radio. All in all a superb starter book. 152 pages. £4.95

SCANNER BUSTERS

D. C. Poole

This guide to the methodology of beating the electronic ban on Scanners, deals with the subject of scrambling and encryption systems. The author explains in simple terms how G.M.T. works, the new digital cellular radio telephone systems, spread spectrum, frequency hopping and emergency services communication. How to get more from your scanner and a list of frequencies to listen to are also covered. It is a great reference for both new scanner owners and veterans alike. 64 pages. £4.95

SCANNERS 2 INTERNATIONAL

Peter Rouse GU1DKD

The companion book to the best selling Scanners provides even more information on the use of v.h.f. and u.h.f. communications bands. It gives details on how to construct accessories to improve the performance of scanning equipment. The book is international in its scope and contains frequency allocations for all three ITU regions, including country-by-country variations. 261 pages. £9.95

SCANNERS 3 PUTTING SCANNERS INTO PRACTICE. New Edition 4th Revision

Peter Rouse

This is the fourth revised and completely updated edition of Scanners, the complete v.h.f./u.h.f. radio listeners' guide and contains everything you need to know to put your scanner to better use. There is vastly more information than ever before on frequency listing, in particular actual frequencies used by coastal stations, airfields and emergency services. Also for the first time h.f. (short wave) bands, as many scanners now cover these frequencies. 271 pages. £9.95

SCANNING SECRETS

Mark Francis

The mysteries of monitoring explained. Advice on buying and operating your scanner. Where to listen and how to gather obscure frequencies. The myths and folklore exposed. All the information need to unlock the potential of your scanner. 280 pages. £16.95

AMATEUR RADIO

Antennas & Transmission Lines

25 SIMPLE AMATEUR BAND AERIALS BP125

E. M. Noll

63 pages. £1.95

25 SIMPLE INDOOR AND WINDOW AERIALS BP136

E. M. Noll

50 pages. £1.75

PW BOOK SERVICE

(01202) 659930 (24 HOURS)

Internet orders: bookstore@pwpub.demon.co.uk

25 SIMPLE SHORT WAVE BROADCAST BAND AERIALS BP132

E. M. Noll

63 pages. £1.95

25 SIMPLE TROPICAL AND MW BAND AERIALS BP145.

E. M. Noll

54 pages. £1.75

ALL ABOUT VERTICAL ANTENNAS

W. L. Orr W6SAI & S. D. Cowan W2LX

Covers the theory, design and construction operation of vertical antennas. How to use your tower as a vertical antenna and compact vertical designs for restricted locations. All about loading coils and a t.u.s. 192 pages. £8.50

ANTENNA IMPEDANCE MATCHING (ARRL)

Wilfred H. Caron

Proper impedance matching of an antenna to a transmission line is of concern to antenna engineers and to every radio amateur. A properly matched antenna as the termination for a line minimizes feed-line losses. Power can be fed to such a line without the need for a matching network at the line input. There is no mystique involved in designing over the most complex multi-element networks for broadband coverage. 195 pages. £14.50

ANTENNAS AND TECHNIQUES FOR LOW-BAND OXING (ARRL)

John Devidere DN4UN

This unusual book will be of particular interest to 1.8, 3.5 and 7MHz operators as it's packed with information on antennas and operating tips for 'Top Band to Forty fars. There are chapters on low band propagation, operating techniques, equipment and for the computer minded there's a chapter on newly-available low band software. 393 pages. £14.50

ANTENNAS FOR VHF AND UHF BP301

I. D. Poole

Antennas are a very important part of any receiver or transmitter and in this book the author gives a general background to antenna operation as well as describing antennas that are suitable for v.h.f. and u.h.f. operation. Chapters include Basic Concepts, Feeders, The Dipole, Aerial Measurements and Practical Aspects. There is something of use for everyone with an interest in antennas in this book. 104 pages. £4.95

ARRL ANTENNA BOOK 17th Edition

This volume now in its 17th edition contains essential information regarding propagation and constructional details of just about every type of antenna known to man. Included is a 3.5" diskette containing in PC programs for Yaqui analysis, propagation forecasting, transmission line analysis and other. A definite must. 732 pages. £21.95

ARRL ANTENNA COMPENIUM Volume One

Fascinating and hitherto unpublished material. Among the topics discussed are quads and loops, log periodic arrays, beam and multi-band antennas, verticals and reduced size antennas. 175 pages. £10.00

ARRL ANTENNA COMPENIUM Volume Two

Because antennas are a topic of great interest among radio amateurs, ARRL HQ continues to receive many more papers on the subject than can possibly be published in QST. Those papers are collected in this volume. 208 pages. £10.00

ARRL ANTENNA COMPENIUM Volume Three

Edited by Jerry Hall K1TD

As the title suggests, this book is the third in the continuing series on practical antennas, theory and accessories produced by the ARRL. The book reflects the tremendous interest and activity in antenna work, and provides a further selection of antennas and related projects you can build. 236 pages. £12.50

ARRL ANTENNA COMPENIUM Volume Four

The fourth volume in the ever popular series contains 38 previously unpublished articles, covering a wide range of antenna related topics - all the way from the maths intensive, heavyweight discussions to fun antennas for specific purposes, such as a balloon supported Field Day loop.

For the first time in the series there is a disk included with the book, which contains source data used to model many of the antennas. In short, there's something for virtually every antenna enthusiast. 204 pages. £15.50

BEAM ANTENNA HANDBOOK

W. L. Orr W6SAI & S. D. Cowan W2LX

Design, construction, adjustment and installation of h.f. beam antennas. The information this book contains has been compiled from the data obtained in experiments conducted by the authors, and from information provided by scientists and engineers working on commercial and military antenna ranges. 268 pages. £8.50

BUILD YOUR OWN SHORTWAVE ANTENNAS 2nd Edition

Andrew Yoder

This practical handbook puts at your fingertips the information you need to build your own short wave antennas. Clear diagrams and photographs show how to construct a variety of inexpensive antennas and masts. 208 pages. £15.95

CUBICAL QUAD ANTENNAS 3rd Edition

William Orr W6SAI and Stuart Cowan W2LX

Sub-titled 'How To Build And Adjust Quads' this book has been rewritten and brought up to date again. The theory of how quad antennas work is easy to digestable form. See how to make quad antennas for bands between 10 and 50MHz. £11.50

EXPERIMENTAL ANTENNA TOPICS BP278

H. C. Wright

Experimenting with antennas is a great way to learn. With this author's approach it's also informative and enjoyable. 70 pages. £3.50

G-ORP CLUB ANTENNA HANDBOOK

Compiled and edited by P. Ninsley G3PDL & T. Nicholson KA9WRU/GW0LND.

This book is a collection of antenna and related circuits taken from *Spratt*, the G-ORP Club's journal. Although most of the circuits are aimed at the low-power fraternity, many of the interesting projects are also useful for general use. Not less than a text book, but offers practical and proven circuits. 156 pages. £6.99

HF ANTENNA COLLECTION (RSGB)

Edited by Edwin David G4LQJ

This book contains a collection of useful, and interesting h.f. antenna articles, first published in the RSGB's *Radio Communication* magazine, between 1968 and 1989, along with other useful information on ancillary topics such as feeders, tuners, baluns, testing and mechanics for the antenna builder. 233 pages. £10.99

HF ANTENNAS FOR ALL LOCATIONS (RSGB)

Les Moxon G6XW

This book provides a reference source for all h.f. antenna work, whether it be for fixed, mobile or using test equipment. In effect it is a manual on antenna work, with useful tips, projects and ideas. 322 pages. £13.99

MORE OUT OF THIN AIR (PWP)

More Out of Thin Air has been revised, rewritten and updated from the original *Out of Thin Air*. This new edition is a compendium of antenna theory, design and construction and contains plenty for the antenna enthusiast to enjoy. Articles included are: Slim Jim Vertical Antenna for 144MHz, A five-element Beam Antenna for 70MHz, Antenna Ideas for the Novice and G2CCK 16-element Beam Antenna to name a few. 112 pages. £6.95



PRACTICAL ANTENNAS FOR NOVICES

John Heys G3BDD

In this guide, written especially for newly qualified holders of the UK novice licence, John Heys describes in detail how to build simple but efficient antennas for each of the Novice bands up to 434MHz, as well as useful ancillary equipment to ensure that they are working correctly. A complete chapter is devoted to the safety and common-sense aspects of installing and using a transmitting antenna. This book will be invaluable not only to Novices, but also to any beginning amateur looking for easy-to-build antenna systems that really work. 52 pages. £5.99

PRACTICAL ANTENNA HANDBOOK 2nd Edition

Joseph J. Carr

As the name suggests, this book offers a practical guide at everything to do with antennas, from h.f. to microwaves. It also has sections on propagation, transmission lines, antenna fundamentals and a helpful introduction to radio broadcasting and communication. The book really balances a practical approach with the minimum of mathematics, good diagrams and a lively text. 437 pages. £25.95

PRACTICAL WIRE ANTENNAS RSGB

John Heys G3BDD

Many radio enthusiasts have to be content with wire antennas. John Heys' practical approach to wire antennas provides plenty of ideas and projects to help get the best out of a simple system. A helpful book, and good reference source. 100 pages. £8.50

RADIO AMATEUR ANTENNA HANDBOOK

W. L. Orr W6SAI & S. D. Cowan W2LX

Yagi, Quad, Quagi and LPY beam antennas as well as vertical, horizontal and sloper antennas are covered in this useful book. How to judge the best location, DX antenna height, ground loss and radials. 188 pages. £8.50

RECEIVING ANTENNA HANDBOOK

Joe Carr

Your receiver is only as good as your antenna. This book is a complete guide to high performance receiving antennas. It is a comprehensive examination of antennas intended specifically for receiving purposes. An essential addition to your technical library, the listener's antenna bible. 189 Pages. £17.50

SIMPLE, LOW-COST WIRE ANTENNAS FOR RADIO AMATEURS

W. L. Orr W6SAI & S. D. Cowan W2LX

Efficient antennas for Top Band to 2m, including 'invisible' antennas for difficult station locations. Clear explanations of resonance, radiation resistance, impedance, s.w.r., balanced and unbalanced antennas are also included. 188 pages. £8.50

W1FB'S ANTENNA NOTEBOOK (ARRL)

Doug DeMaar W1FB

This book provides lots of designs, in simple and easy to read terms, for simple wire and tubing antennas. All drawings are large and clear making construction much easier. There is no high-level mathematics in this book, just simple equations only when necessary to calculate the length of an antenna element or its matching section. 123 pages. £7.50

Beginners (inc RAE)

AMATEUR RADIO FOR BEGINNERS (RSGB)

Victor Brand G3JNB

An ideal book for the absolute beginner to the amateur radio hobby. Well illustrated and an interesting read. 65 Pages. £3.50

AN INTRODUCTION TO AMATEUR RADIO BP257

I. D. Poole

This book gives the newcomer a comprehensive and easy to understand guide through amateur radio. Topics include operating procedures, jargon, propagation and setting-up a station. 150 pages. £3.50

AN INTRODUCTION TO THE ELECTROMAGNETIC WAVE BP315

F. A. Wilson

This little book deals effectively with a difficult abstract subject - the invisible electromagnetic wave. Aimed at the beginner, the book with its basic approach to electromagnetics, antennas, waves, propagation and constraints is a good starting point, complete very simple but clear diagrams and the minimum of mathematics. 122 pages. £4.95

THE BEGINNER'S HANDBOOK OF AMATEUR RADIO 3rd Edition

Clay Laster W6ZPV

This book is a good practical introduction to amateur radio. A variety of constructional projects are included to give the beginner experience in designing and building an amateur radio station. Even includes valves. 398 pages. £15.95

ETI BOOK OF ELECTRONICS

Dave Bradshaw

Published in association with *Electronics Today International* magazine, this book is both a theoretical and practical introduction to electronics. It clearly explains the theory and principals of electronics and each chapter includes a project for the beginner to make. The projects are a loudspeaker divider, continuity tester, 'brown-out' alarm, freezing alarm, mini-amplifier and burglar alarm. 208 pages. £10.95

HOW TO PASS THE RADIO AMATEURS' EXAMINATION (RSGB)

Clive Smith G4FZH and George Benbow G3HB
The background to multiple choice exams and how to study for them with sample RAE paper for practice plus marks revision and how to study for the exam. The majority of this book is given to sample examination papers so that candidates can familiarise themselves with the examination and assess their ability
88 pages. £7.99

THE NOVICE RADIO AMATEURS EXAMINATION HANDBOOK (BP375)

Ian Poole G3YWX
Respected author Ian Poole G3YWX has written this book for the new Novice licensees. However, Novices are not the only ones that will benefit from reading it, as the 18 sections of the book deal with all aspects of running a radio station.
150 pages. £4.95



THE RADIO AMATEURS' QUESTION & ANSWER REFERENCE MANUAL Fifth Edition

Ray Patti G00AT
This book has proved itself over four editions and now appears with many up-dates and innovations in its long awaited fifth edition. Ideal for the class or independent RAE student, it has over 1240 examples of the multiple choice examination questions, an excellent data reference section and an important and useful guide on using electronic calculators. £13.95

RAE MANUAL (RSGB)

G.L. Benbow G3HB
The latest edition of the standard aid to studying for the Radio Amateurs' Examination. Updated to cover the latest revisions to the syllabus. Takes the candidate step-by-step through the course. 127 pages. £7.99

RAE REVISION NOTES (RSGB)

G.L. Benbow G3HB
If you're studying for the Radio Amateurs' Examination, this book could be useful. It's a summary of the salient points of the Radio Amateurs' Examination Manual, the standard textbook for the exam. It's A5 size, and therefore can be carried with you wherever you go. Easy-to-read, it's divided into 13 chapters with topics like receivers, power supplies, measurements, operating procedures, licence conditions and a summary of the formulae all dealt with. 92 pages. £4.99

REVISION QUESTIONS FOR THE NOVICE RAE (RSGB)

Esde Tyler G0AEC
In effect Esde Tyler's book could be considered as being a training manual for the NRAE. Answers are supplied and the book provides a useful reference source. 60 pages. £5.00

THE NOVICE LICENCE STUDENT'S NOTEBOOK

John Case GW4HW
This is the recommended course book for anyone taking the Novice Licence. Covering all aspects of amateur radio and electronics it would be useful to anyone starting out in amateur radio. Every left hand page is for your own notes of explanation. 124 pages. £5.99

SHORTWAVE RADIO LISTENING FOR BEGINNERS

Anita Louise McCormick KABKG
This book provides all the hands-on information you need to get off to a quick start in short wave listening. An excellent introductory guide, it describes in easy-to-understand non-technical terms how short wave radio works, available equipment and where to find it, what stations can be heard and how to become a licensed radio amateur. 176 pages. £9.95

TRAINING FOR THE NOVICE LICENCE A MANUAL FOR THE INSTRUCTOR (RSGB)

John Case GW4HW
Aimed at the Novice licence instructor this manual provides the syllabus and an excellent framework textbook to help novice, instructor and beginner alike. An excellent basic reference work. 101 pages. £5.50

W1FB'S HELP FOR NEW HAMS (ARRL)

Doug DeLaz W1FB
This book covers everything from getting acquainted with new equipment to constructing antennas, station layout, interference and operating problems to on-the-air conduct and procedures. 155 pages. £8.95

Callbooks

AMATEUR RADIO CALL BOOK AND INFORMATION DIRECTORY (RSGB)

1996 Edition
This year's Call Book covers call signs up to GOWJF, G7VOT and 2E0AMD and 2E1E2. Following the introduction in the 1995 Call Book of a surname and low index the RSGB have continued to widen its appeal by introducing a WAB square listing and IARU locator for most entries. As well as this you can expect to find all the usual information on band plans, contests, licensing, Morse, Propagation, RAYNET and much more. 529 pages. £11.23

RADIO AMATEUR CALLBOOK INTERNATIONAL LISTINGS 1996

74th Edition
The only publication listing licensed radio amateurs throughout the world. Also includes DXCC Countries list, standard time chart, beacon lists and much more.
Over 1400 pages. £20.95



RADIO AMATEUR CALLBOOK NORTH AMERICAN LISTINGS 1996

74th Edition
Listings of US amateurs (including Hawaii). Also contains standard time chart, census of amateur licences of the world, world-wide QSL bureau, etc.
Over 1400 pages. £20.95



RADIO AMATEUR CALLBOOK INTERNATIONAL & NORTH AMERICAN LISTINGS 1996 - CO-ROM

Both volumes of these already popular books are now available as a combined volume on one CD-ROM. £35



Computing

AN INTRODUCTION TO COMPUTER COMMUNICATIONS BP177

R.A. Penfold
Details of various types of modem and their applications, plus how to interconnect computers, modems and the telephone system. Also networking systems and RTTY.
72 pages. £2.95

HOW TO EXPAND, MODERNISE AND REPAIR PCs AND COMPATIBLES BP271

R.A. Penfold

Recently revised, this book has seven chapters dealing with IBM PC/ATs or 'clones'. Starting with an overview of PCs and hardware, before describing upgrading disks, video and memory. Three chapters cover repairs, building a PC from bits, and recent developments. A good grounding in PCs. 166 pages. £5.95

INTERFACING PCs AND COMPATIBLES BP272

R.A. Penfold. 86 pages. £3.95

MS-OFFICE ONE STEP AT A TIME (BP402)

MS OFFICE is a suite of programs that looks so vast it's intimidating. This book takes you gently through Word processing, spreadsheet and database manipulation before showing you how to make a presentation in PowerPoint.
177 pages. £5.95

NEWNES COMPUTER ENGINEER'S POCKET BOOK Third Edition

Michael Tooley
An invaluable compendium of facts, figures, circuits and data which is indispensable to the designer, student, service engineer and all those interested in computer and microcomputer systems. This enlarged third edition covers a vast range of subjects at a practical level, with the appropriate explanatory text.
256 pages. £12.95

PCs MADE EASY. Second Edition

James L. Turley
A friendly, comprehensive introduction to every personal computer - including Macs! This book is packed with valuable tips on every aspect of computer technology available today and will help you to get comfortable with your computer - fast. 438 pages. £15.95

WINDOWS 95 EXPLAINED (BP400)

New operating system, new problems, your new PC has Windows 95 pre-loaded, but with inadequate documentation. This book takes you through all the stages of using the new system, from beginner to 'old hand'.
175 pages. £5.95

EMC

INTERFERENCE HANDBOOK

William R. Nelson WA6FOG
How to locate & cure r.f.i. for radio amateurs, CBers, TV & stereo owners. Types of interference covered are spark discharge, electrostatic, power line many 'cures' are suggested. 250 pages. £9.50

THE RADIO AMATEUR'S GUIDE TO EMC (RSGB)

Robin Page-Jones G3JWJ
This paperback book provides essential information and reading for anyone who has an EMC (interference) problem. With the help of the well-illustrated text and techniques, much of the mystery from the troublesome world of electromagnetic compatibility is removed. 117 pages. £7.99

Historical

1934 OFFICIAL SHORT WAVE RADIO MANUAL

Edited by Hugo Gernsback
A fascinating reprint from a bygone age with a directory of all the 1934 s.w. receivers, servicing information, constructional projects, circuits and ideas on building vintage radio sets with modern parts. 260 pages. £11.85

WORLD AT THEIR FINGERTIPS (RSGB)

This book comprehensively covers the fascinating history, techniques, equipment used and personalities behind amateur radio from the very beginnings of the hobby to the late 1960s. John Clarricocks G6CL. 307 pages. £6.00

Maps and Log Books

AMATEUR RADIO LOGBOOK (RSGB)

This standard spirally bound amateur radio log book has 100 pages and is marked out with the format required in the UK. There are columns for date, time (UTC), frequency, power (in dBW), station worked/called, reports, QSL information and remarks. £9.00

NORTH ATLANTIC ROUTE CHART

This is a live-colour chart designed for the ATC in monitoring transatlantic flights. Supplied folded. 740 x 520mm. £7.50

QTH LOCATOR MAP OF EUROPE

This comprehensive map of the European callsign area has now been updated and enhanced. This well thought out, coloured map covers from N. Africa to Iceland and from Portugal in the west to Iran in the east. Folds to fit into the 145 x 240mm clear envelope. 1080 x 680mm. £5.95

RADIO AMATEURS MAP OF THE WORLD

This a brightly coloured map clearly showing callsign prefixes for the world and its up-to-date with recent European boundary changes. Supplied folded in a clear plastic wallet.
960 x 680mm. £5.95

RECEIVING STATION LOG BOOK (RSGB)

£3.50

Microwaves

AN INTRODUCTION TO MICROWAVES (BP312)

F.A. Wilson
Microwaves is a subject that many do not understand. This pocket sized book goes a long way to removing the mystique that surrounds the subject. Seven chapters deal with generating, guiding and explaining what you can do with microwaves.
134 pages. £3.95

ARRL UHF/MICROWAVE EXPERIMENTER'S MANUAL

Various Authors
A truly excellent manual for the keen microwave enthusiast and for the budding 'microwaver'. With contributions from over 20 specialist authors. Chapters covering techniques, theory, projects, methods and mathematics.
446 pages. £14.50

Morse

INTRODUCING MORSE

Collected Articles from PW 1982-1985.
48 pages. £1.25

Operating and Handbooks

AMATEUR RADIO OPERATING MANUAL (RSGB)

Ray Eckerley G4FEJ
This book is now in its fourth edition and is designed to cover the essential operating techniques required for most aspects of amateur radio. It takes the reader through procedures such as setting-up a station, DXing, contests, data communications and special event stations to name a few. Both newly licensed and experienced operators should find this book invaluable.
249 pages. £11.65.

AMATEUR RADIO TECHNIQUES RSGB

Pat Hawker G3VA
Anyone who enjoys Pat Hawker's 'Technical Topics' in *Radio Communications* will enjoy this book. An amateur radio manual itself, this paperback book, the 7th edition, can only be bettered by a new edition. A truly excellent reference source with a practical bias. 368 pages. £9.50

ARRL HANDBOOK FOR RADIO AMATEURS 1996 (ARRL)

Now in its 73rd Edition this 1200 page book is packed with information on everything from What is Amateur Radio? through Practical Design to Construction Techniques and Operating Practices.
For the first time the ARRL Handbook includes a disk of software which should prove useful and practical to all amateurs. The disk contains a Windows database, TISFIND which is a list of parts suppliers and addresses. Also included on the disk are software applications for Pi Network Design, SSVI, active filter design and a shortened dipole design, etc. 1200 pages. £25

THE ATV COMPENDIUM

Mike Wooding G6IQM
Amateur television (ATV) has a small but dedicated following within amateur radio. This makes information about ATV hard to come by. Mike Wooding's book will help show you that ATV can be cheaper and easier than you thought.
104 pages. £3.50

COMPLETE OX'ER

Bob Locher
This book covers equipment and operating techniques for the DX chaser, from beginner to advanced. Every significant aspect of DXing is covered, from learning how to really listen, how to snatch the rare ones out of the pile-ups and how to secure that elusive QSL card. 204 pages. £8.95

HINTS AND KINKS FOR THE RADIO AMATEUR

Edited by Charles L. Hutchinson and David Newkirk
A collection of practical ideas gleaned from the pages of *QST* magazine. Plenty of projects to build, hints and tips on interference, c.w. and operating and snippets of information from amateurs who've tried and tested the idea. 129 pages. £9.50

RADIO COMMUNICATION HANDBOOK (RSGB)

6th Edition
Dick Biddulph G8PDS
This long awaited new edition has been extensively up-dated and is full of diagrams and photographs. This book is a complete handbook/reference work and project book all rolled into one. The final innovation is that the necessary p.c.b. templates for the featured projects are provided at the end of the book making them much easier to work from when making your own p.c.b.s. 750 pages. £20.00.

SETTING UP AN AMATEUR RADIO STATION BP300

I. D. Poole
Ian Poole G3YWX provides a helpful guide for anyone setting up an amateur radio station and covers: station design, construction, antenna equipment, lay-out and the construction and use of basic test equipment, and helpful 'on the air' operating hints. 81 pages. £3.95

Packet

PRACTICAL GUIDE TO PACKET OPERATION IN THE UK

Mike Mansfield G6AWD NEW EDITION
Introduces the concept of packet radio to the beginner. Problem areas are discussed and suggestions made for solutions to minimise them. Deals with the technical aspects of packet taking the reader through setting up and provides a comprehensive guide to essential reference material. 220 pages. £10.50

PACKET: SPEED, MORE SPEED AND APPLICATIONS (ARRL)

There is a lot to see, learn and do with packet. You don't need to be a 'guru' to join in the fun. This collection of articles and updates from ARRL *Computer Networking Conference Proceedings*, TAPR's *Packet Status Register*, *QEX*, *QST* and the ARRL *Handbook* promises an exciting ride for both packeteers and future packeteers. Hang onto your seat and start-up your modem! 144 pages. £12.95

YOUR GATEWAY TO PACKET RADIO

Stan Horzepa WA1LOU
What is packet radio good for and what uses does it have for the 'average' amateur? What are protocols? where, why, when? Lots of the most asked questions are answered in this useful book. It included details of networking and space communications using packet. 278 pages. £8.95

YOUR PACKET COMPANION

Sleve Ford W8BJMY
This American book goes to considerable lengths to explain in simple terms how the radio amateur can get going on packet, how it works and what the various systems are. There are chapters dealing with assembling a packet station, sending and receiving packet mail and exploring advanced networking systems. Your Packet Companion goes a long way to explain some of the mysteries of packet radio.
170 pages. £5.95

Propagation

AN INTRODUCTION TO RADIO WAVE PROPAGATION BP293

J.G. Lee
How does the sun and sunspots affect the propagation of the radio waves which are the basis of our hobby? They affect the ionosphere, but differing frequencies are treated differently. Find out how to use charts to predict frequencies that will be the most profitable. What effect will noise have on the signal? Find out with this book. 116 pages. £3.95

LOW PROFILE AMATEUR RADIO - OPERATING A HAM STATION FROM ALMOST ANYWHERE (ARRL)

Jim Keaman KR1S
This book delves into the techniques of being a 'hidden Ham'. There are chapters on specialised equipment, operating techniques and antennas to name but a few. If you have a fascination for spy type radio equipment or like the idea of having a complete h.t. or v.h.f. rig built in a suitcase, then this little American book is for you.
124 pages. £7.50

QRP

G-QRP CLUB CIRCUIT HANDBOOK

Edited by Rev. G. Dobbs G3RUJ
This paperback book has been compiled from circuits published in the G-QRP Club

journal Sprit from the years 1974 to 1982. Essentially it's a collection of circuits and projects covering everything from receivers, transmitters, antennas and accessories together with sad QRP test equipment. This book is aimed at the keen constructor and provides all the information required to build the host of projects described. 96 pages. £9.50

QRP CLASSICS (ARRL)

Edited by Bob Scherger
Operating QRP is fun. The equipment is generally simple and easy to build, but often performs like more sophisticated commercial equipment. Some QRP Field Day stations operate a full 27 hours on a car battery - it's the perfect equipment for emergency communication when the power fails. Extracts from QST and the ARRL Handbook. 274 pages. £10.50

W1FB's QRP NOTEBOOK (ARRL)

2nd Edition, Doug De Maw W1FB
The new improved and updated 2nd edition of this book, covers the introduction to QRP, construction methods, receivers and transmitters for QRP. This workshop-notebook style publication, which is packed with new designs for the keen QRP operator, also covers techniques, accessories and has a small technical reference section. 175 pages. £7.95

GETTING THE MOST FROM YOUR MULTIMETER BP239

R. A. Penfold
This book is primarily aimed at beginners. It covers both analogue and digital multi-meters and their respective limitations. All kinds of testing is explained too. No previous knowledge is required or assumed. 102 pages. £2.95

HANDS-ON GUIDE TO OSCILLOSCOPES

Barry Ross
Covers all aspects of oscilloscope use. This book is aimed at the novice and assumes a minimum of previous knowledge and should be of use to engineers, scientists and electronic enthusiasts alike. If you have an oscilloscope this book is a must. 228 pages. £17.95

HOW TO USE OSCILLOSCOPES & OTHER TEST EQUIPMENT BP267

R. A. Penfold
Hints and ideas on how to use the test equipment you have, to check out, or fault find on electronic circuits. Many diagrams of typical waveforms and circuits, including descriptions of what waveform to expect with particular faults, or distortion in audio amplifiers. 104 pages. £3.50

MORE ADVANCED TEST EQUIPMENT CONSTRUCTION BP249

R. A. Penfold
A follow on from Test Equipment Construction (BP248) this book looks at digital methods of measuring resistance, voltage, current, capacitance and frequency. Also covered is testing semi-conductors, along with test gear for general radio related topics. 102 pages. £3.50

MORE ADVANCED USES OF THE MULTIMETER BP265

R. A. Penfold
This book is primarily intended as a follow-up to BP239. Getting the most from your Multi-meter. By using the techniques described in this book you can test and analyse the performance of a range of components with just a multi-meter (plus a very few inexpensive components in some cases). The simple add-ons described extend the capabilities of a multi-meter to make it even more useful. 96 pages. £2.95

PRACTICAL TRANSMITTERS FOR NOVICES

John Case G4HWR
This book contains a selection of 'easy to build' transmitter designs which are suitable for the UK Novice bands (including microwaves). Although the book is primarily aimed at Novices it should also interest any amateur who is building transmitters for the first time. Chapters include: Methods of construction, Amplifiers and Filters. Tools and how to use them and Suppliers of components and many more. 126 pages. £9.00

TEST EQUIPMENT FOR THE RADIO AMATEUR

Clive Smith G4FZH
In its 3rd edition, this book provides many up-to-date test equipment project designs for the radio amateur, complete with p.c.b. template (in the rear of the book). Areas covered include: current and voltage measurements, oscilloscopes, frequency, r.f., antenna and transmission line measurements. 170 pages. £9.00

VHF

ALL ABOUT VHF AMATEUR RADIO

W. L. Orr W6SAI
Written in non-technical language, this book provides information covering important aspects of v.h.f. radio and tells you where you can find additional data. If you have a scanner, you'll find a lot of interesting signals in the huge span of frequencies covered: 100-300MHz & 50, 420, 900 & 1250MHz bands. 163 pages. £9.50

AN INTRODUCTION TO VHF/UHF FOR RADIO AMATEURS BP281

I.D. Poole
An excellent book to go with the new Novice or full call sign. Nine chapters and an appendix deal with all aspects and frequencies from 50 to 1300MHz. Topics include propagation, descriptions of the bands, antennas, receivers, transmitters and a special chapter on scanners. 102 pages. £3.50

ELECTRONICS

50 (FET) FIELD EFFECT TRANSISTOR PROJECTS BP39

F.G. Rayer
50 circuits for the s.w.l., radio amateur, experimenter or audio enthusiast using I.C.s. Projects include r.f. amplifiers and converters, test equipment and receiver aids, tuners, receivers, mixers and tone controls. 104 pages. £2.95

A REFERENCE GUIDE TO BASIC ELECTRONICS TERMS BP286

F. A. Wilson
As its title suggests, this book covers the basic terms involved in electronics and with its short, clear and precise explanations is a helpful guide and useful textbook for the beginner and anyone preparing for an examination. 472 pages. £5.95

A REFERENCE GUIDE TO PRACTICAL ELECTRONICS TERMS BP287

F. A. Wilson
A reference guide laid out in alphabetic order with an index, this book provides a useful source for the experienced and beginner alike. 431 pages. £5.95

AUDIO ELEMENTS OF ELECTRONICS - BOOK 6 BP111

F. A. Wilson
This book studies sound and hearing, and examines the operation of microphones, loudspeakers, amplifiers, oscillators, and both disk and magnetic recording.

Intended to give the reader a good understanding of the subject without getting involved in the more complicated theory and mathematics. 308 pages. £3.95

BEGINNERS GUIDE TO MODERN ELECTRONIC COMPONENTS BP285.

R. A. Penfold
This book covers a wide range of modern components. The basic functions of the components are described, but this is not a book on electronic theory and does not assume the reader has an in-depth knowledge of electronics. It is concerned with practicalities such as colour codes, deciphering code numbers and suitability. 166 pages. £3.95

CIRCUIT SOURCE BOOK 1 - BP321

R. A. Penfold
Written to help you create and experiment with your own electronic designs by combining and using the various standard 'building block' circuits provided. Deals with filters, amplifiers, voltage comparators, etc. 182 pages. £4.95

CIRCUIT SOURCE BOOK 2 - BP322

R. A. Penfold
Complimentary to Circuit Source Book 1, helps you create and experiment with your own electronic designs by combining and using the various standard 'building block' circuits provided. Covers signal generation, power supplies and digital electronics, etc. 214 pages. £4.95

GETTING STARTED IN PRACTICAL ELECTRONICS BP345

Owen Bishop
This book is divided into two parts. The first part gives the reader all the necessary information to get started in practical electronics and is aimed at the absolute beginner. The second part is divided into three chapters each containing 10 projects. 198 pages. £4.95

NEWNES AUDIO AND HI-FI ENGINEER'S POCKET BOOK Third Edition

Vivian Capel
A concise collection of practical and relevant data for anyone working on sound systems. The topics covered include microphones, gramophones, compact discs, tape recording, high quality radio, amplifiers, loudspeakers and public address. 210 pages. £12.95

NEWNES ELECTRONICS ENGINEER'S POCKET BOOK

Keith Brindley
This convenient sized volume is packed with information which everyone involved in electronics will find indispensable. This book is an invaluable compendium of facts, figures and formulae. Managers, designers, students and service personnel will find it useful at all stages in electronics processes. 306 pages. £12.95

POWER SUPPLY PROJECTS BP76

R. A. Penfold
This book gives a number of power supply designs including simple unregulated types, fixed voltage regulated types and variable voltage stabilised designs. 89 pages. £2.50

PRACTICAL ELECTRONIC FILTERS BP299

Owen Bishop
A useful introduction to the complex world of filters and their design where the author avoids the mathematical approach. The theory of filters, their design and an information on dozen or so practical projects are provided. 189 pages. £4.95

PRACTICAL ELECTRONICS HANDBOOK

Ian Sinclair
"The best value handbook on electronics you can buy", so claims the sleeve notes of the 4th edition. They're not far off the mark either. The volume covers a wide range of disciplines. These include passive and active discrete components, i.c.s. both analogue and digital including A/D and D/A, Microprocessor and systems. Much reference data is also included. A book worthy of space in your library. 439 pages. £13.95

TEST EQUIPMENT CONSTRUCTION BP248. R. A. Penfold

Describes, in detail, how to construct some simple and inexpensive, but extremely useful, pieces of test equipment. Stripboard layouts are provided for all designs, together with wiring diagrams where appropriate, plus notes on their construction and use. 104 pages. £2.95

W1FB's DESIGN NOTEBOOK (ARRL)

Doug DeMaw W1FB
This book is aimed at the non-technical amateur who wants to build simple projects and obtain a basic understanding of amateur electronics. Your workshop does not need to be equipped like an engineering lab to be successful as an experimenter. Don't let a lack of test equipment keep you from enjoying the thrills of experimentation. 195 pages. £8.50

Data

ARRL ELECTRONICS DATA BOOK

Doug DeMaw W1FB
Back by popular demand, completely revised and expanded, this is a handy reference book for the r.f. designer, technician, amateur and experimenter. Topics include components and materials, inductors and transformers, networks & filters, digital basics and antennas and transmission lines. 260 pages. £9.95

ELECTRON TUBE LOCATOR

George H. Fathauer
Published by Antique Electronic Supply (Arizona)
A spirally bound (opening flat) style book, this should prove to be of great interest to valve collectors, historians and anyone trying to identify particular valves. The author provides a comprehensive list of American and British service valves and 'civilian' equivalents, together with the valve base details. 350 pages. £19.95

ESSENTIAL CHARACTERISTICS (TUBES & TRANSISTORS)

(Original Publishers General Electric)
Re-published by Antique Electronic Supply (Arizona)
This still covered, novel-sized paperback facsimile book is printed on good paper and is packed throughout with information, and connection details (base pin charts) on receiving valves, special purpose valves, cathode ray tubes, thyristors, vidicons and many others (including semiconductor). Highly recommended as a valve reference book. 475 pages. £9.95.

HANDBOOK OF RADIO, TV, INDUSTRIAL & TRANSMITTING TUBE & VALVE EQUIVALENTS

This book complements the whole series of Radio Valve books and as the name suggests, provides much information on equivalent valve types. Of particular interest to the collector and historian, the book also has a comprehensive Government (CVI) to commercial equivalent guide. There are also guides to civilian equivalents for American Armed Forces types, and British Royal Air Force and Royal Navy valves. 60 pages. £2.95.

PRACTICAL ELECTRONICS CALCULATIONS AND FORMULAE BP53

F. A. Wilson
Written as a workshop manual for the electronics enthusiast, there is a strong practical bias and higher mathematics have been avoided where possible. 249 pages. £3.95

PRACTICAL ELECTRONIC DESIGN DATA BP316

Owen Bishop
In essence this book is a helpful collection of designer's 'building block' circuits, information, connection data and back-up information complete with an index. 327 pages. £4.95

RADIO AMATEUR AND LISTENER'S DATA HANDBOOK

Steve Money
This is a unique collection of useful and intriguing data for both the traditional and modern radio amateur as well as the high-tech listener. Familiar radio topics are covered - abbreviations and codes, symbols, formulae and frequencies - while the newer features of the hobby radio world - decoding, airband, maritime, packet, slow scan TV etc. are also dealt with. 240 pages. 0/5

RADIO FREQUENCY TRANSISTORS PRINCIPLES AND PRACTICAL APPLICATIONS

Norm Dye & Helge Granberg
This hardback book is described as the 'complete tool kit' for successful RF circuit design and contains a wealth of practical design information which is often difficult to find. It provides examples of circuits from amplifiers, oscillators, switches modular systems and design techniques. 235 pages. £19.95

RADIO VALVE GUIDE. BOOK 1

The first book in the A5-size series covers the characteristics and base connections for British and American valves from the years 1934 to 1951. It also contains information on voltage and current stabilisers, rectifiers and post-Second World War British TV tubes and a guide on how to use the whole series. 55 pages. £2.95

RADIO VALVE GUIDE. BOOK 2

The second book covers British, European and American valves from the years 1951-1954. 42 pages. £2.95

RADIO VALVE GUIDE. BOOK 3

The third in the series covers British, European and American valves from the years 1954 to 1956. 40 pages. £2.95

RADIO VALVE GUIDE. BOOK 4

The 4th book in the series covers British, European, American, USSR and Japanese valves from 1956 to 1960 (with Russian valve index). 46 pages. £2.95

RADIO VALVE GUIDE. BOOK 5

The 5th book in the series covers British, European, American, USSR and Japanese valves from 1960 to 1963. 44 pages. £2.95

RCA RECEIVING TUBE MANUAL

(Original Publishers Radio Corporation Of America)
Re-published by Antique Electronic Supply (Arizona)
This novel-sized stiff covered paperback book is absolutely fascinating for anyone interested in valves! In reality it's a designer's handbook with potted details, characteristic curves, information and descriptions of typical applications for each valve listed. It's even got a section showing receiver circuits and applications. Excellent reading and reference. 384 pages. £10.50

RCA TRANSMITTING TUBES

(Original Publisher Radio Corporation of America)
Re-published by Antique Electronic Supply (Arizona)
This is a stiff covered paperback novel-sized book. And if you've got an interest in transmitting with valves, this is a useful reference source for valves up to 4kW input. The RCA authors have included some interesting practical circuits using their valves, including some for s.b., v.h.f. and others. Highly recommended reference source. 318 pages. £9.95

SOLID STATE DESIGN FOR THE RADIO AMATEUR (ARRL)

Les Hayward W7Z01 & Doug DeMaw W1FB
Back in print by popular demand! A revised and corrected edition of this useful reference book covering all aspects of solid-state design. Topics include transmitter design, power amplifiers and matching networks, receiver design, test equipment and portable gear. 256 pages. £10.50

TRANSISTOR DATA TABLES (BP401)

This book gives data on over 50 transistors per page of this 170+ page book. Data is organised by device number, physical and electrical parameters and manufacturer. A useful point is an additional cross referencing of many of the types. 178 pages. £5.95

Projects

COIL DESIGN AND CONSTRUCTION MANUAL BP160

B.B. Babani. 106 pages. £3.95
HOW TO DESIGN AND MAKE YOUR OWN PCBs BP121
R. A. Penfold
The purpose of this book is to familiarise the reader with both simple and more sophisticated methods of producing p.c.b.s. The emphasis of the book is very much on the practical aspects of p.c.b. design and construction. 66 pages. £2.50

MORE ADVANCED POWER SUPPLY PROJECTS BP192

R. A. Penfold
The practical and theoretical aspects of the circuits are covered in some detail. Topics include switched mode power supplies, precision regulators, dual tracking regulators and computer controlled power supplies, etc. 92 pages. £2.95

PROJECTS FOR RADIO AMATEURS AND SWLS BP304

R. A. Penfold
This small book covers the construction and use of radio frequency and intermediate frequency projects, and audio frequency projects. Under the first heading ideas include a crystal calibrator, an antenna tuning unit, a wave trap, a b.l.o. and other useful projects. On the audio side projects include a bandpass filter, a by-pass switch, a c.w./RTTY decoder and many other practical ideas and suggestions for the home constructor. 32 pages. £3.95.

SHORT WAVE SUPERHET RECEIVER CONSTRUCTION BP276

R.A. Penfold
A general purpose receiver to build, from antenna to audio, described in understandable English. 80 pages. £2.95

SIMPLE SHORT WAVE RECEIVER CONSTRUCTION BP275

R. A. Penfold
Before discussing projects and techniques, the author provides essential information on theory, propagation, receiver designs and techniques. Finally, the author provides design for and describes the construction of practical receivers. 88 pages. £3.95

Plug into the LATEST in
Amateur Radio

**FREE! THE PRACTICAL WIRELESS
MORSE REFERENCE DATA CHART!**

REVIEWED!

The MFJ-91780 Loop Antenna in a box!

Yaesu FT-50R Dual-Band Hand-Held Transceiver.

NEW SERIES!

Join George Dobbs G3RJV as he
'Carries on the Practical Way'.

BUILD!

A Trolley Mast Antenna.

The Hairpin Match.

FEATURES!

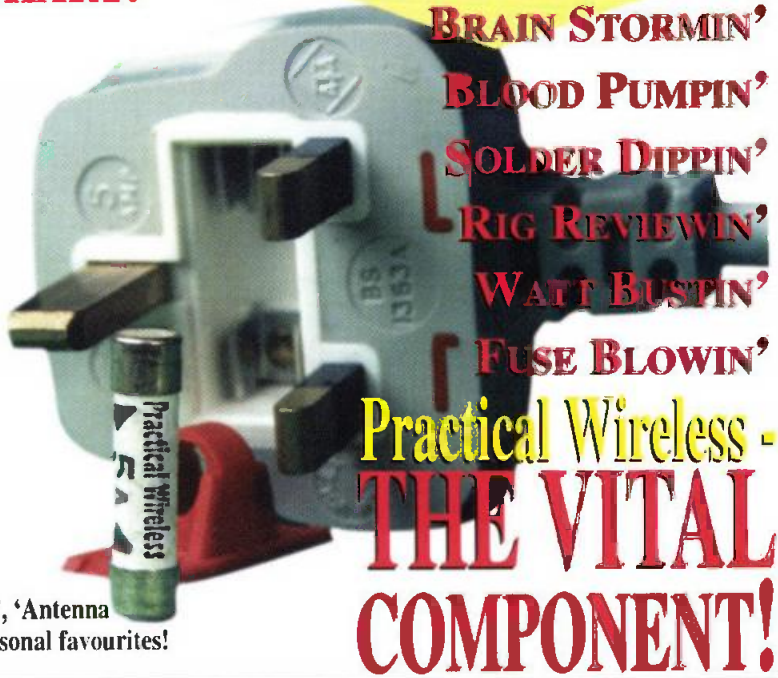
Trials & Tribulations of Taking the RAE.

Electronics Service Manual - Book Review

Not forgetting our popular regular features 'VHF Report', 'Antenna
Workshop', 'HF Far & Wide' together with your own personal favourites!

*contents subject to change.

NEXT MONTH'S



**BRAIN STORMIN'
BLOOD PUMPIN'
SOLDER DIPPIN'
RIG REVIEWIN'
WATT BUSTIN'
FUSE BLOWIN'**

Practical Wireless - THE VITAL COMPONENT!

AUGUST ISSUE ON SALE 11 JULY 1996 - DON'T MISS IT!

short wave magazine

HOW'S YOUR RECEPTION?

This Month - **June**
Antenna Special

**USING Scanners and
Longwire Antennas**
**CONSTRUCTION - Inexpensive
Passive Pre-selector**
BUILD - A Remote Tuned Loop
REVIEWED - AOR AR5000
Professional Grade 10kHz -
2.6GHz receiver.

Making Connections - an in
depth look at feeding antennas
with Joe Carr.

A Ferrite Loop Converter
by Richard O. Marris.

Billboard a novel v.h.f. LPDA
scanning antenna. **I Did It My
Way** John Wilson tells all.

Plus Regular Columns covering
Utility and Data Modes Listening,
WXSATs, Scanning, Broadcast
News and Logs and much,
much more

Next Month - July Airband Special

Practical Wireless, July 1996

**On Sale
Now!**

YOUR LOCAL DEALERS

SURREY
Chris Rees
G3TUX
The QRP Component Company
PO Box 88 Haslemere Surrey GU27 2RF
Tel: (01428) 641771
Fax: (01428) 661794
Stockists of:
✓ Howes Kits ✓ Jones Keys
✓ Vargarda Aerials
✓ Bits n' pieces! © Lists

MID GLAMORGAN
SANDPIPER COMMUNICATIONS
Unit 5, Enterprise House, Cwmbach Industrial Estate, Aberdare, Mid Glamorgan CF44 0AE
Tel: (01685) 870425
Fax: (01685) 876104
A full range of transmitting & receiving antennas available for the amateur commercial market.

DEVON
Reg. Ward & Co. Ltd.
The South-West's largest amateur radio stockist. Approved dealer for Kenwood, Yaesu and Icom
1 Western Parade, West Street, Axminster, Devon, EX13 5NY
Tel: (01297) 34918
(Closed 1.00-2.00 and all day Monday)

LONDON
MARTIN LYNCH
G4HK5
For all your amateur radio needs
140-142 Northfield Avenue Ealing London W13 9SB
Tel: **0181-566 1120**
Fax: **0181-566 1207**

NORTHWEST
ARC Ltd.
Everything for the radio amateur under one roof!
38 Bridge Street, Earlestown, Newton-le-Willows, Merseyside WA12 9BA
Tel: **01925 229881**
Fax: **01925 229882**

SCOTLAND
JAYCEE ELECTRONICS LTD
20 Woodside Way, Glenrothes, Fife KY7 5DF
Tel: (01592) 756962 (Day or Night)
Fax No. (01592) 610451
Open: Tues-Fri 9-5; Sat 9-4
KENWOOD, YAESU & ICOM APPROVED DEALERS
A good stock of new and secondhand equipment always in stock

KENT
KANGA PRODUCTS
For QRP kits
A variety of kits for RECEIVERS, TRANSMITTERS & TEST GEAR.
Send an A5 SAE for a free copy of our catalogue
Seaview House, Crete Road East Folkestone, CT18 7EG
Tel/Fax (01303) 891106 0900-1900 Only

SCOTLAND
TENNAMAST
SCOTLAND
Masts from 25ft - 40ft
Adapt-A-Mast
(01505) 503824
81 Mains Road, Beith, Ayrshire, KA15 2HT

DORSET
THE SHORTWAVE SHOP
Novice/C.B./Amateur/SWL Equipment.
Full range secondhand equipment always available.
18 Fairmile Road, Christchurch, Dorset BH23 2LJ
Tel/Fax: 01202 490099

C.B. RADIO
RETAIL
SEND LARGE STAMPED ADDRESSED ENVELOPE FOR INFORMATION OR £2.99 FOR CATALOGUE
TRADE
MANUFACTURERS/IMPORTERS OF ALL MOONRAKER PRODUCTS
TRADE ENQUIRIES WELCOME.
MOONRAKER (UK) LTD, UNIT 12, CHANFIELD ROAD UNITS, CHANFIELD ROAD, WOBURN SANDS, BEDFORD MK17 3QR
TEL (01908) 281705 FAX (01908) 281706

AVON/SOMERSET
QSL COMMUNICATIONS
We stock all makes of equipment for the Amateur and Listener.
Part Exchange Welcome
Unit 6 Worle Industrial Centre, Coker Road, Worle, Weston-Super-Mare BS22 0BX
Tel/Fax: (01934)-512757

SOUTHAMPTON
SMC Ltd
Main Dealer for: Yaesu, Kenwood, Icom AOR & Cushcraft
SM House, School Close, Chandlers Ford Industrial Estate, Eastleigh, Hampshire SO5 3BY
Tel: (01703) 255111
Fax: (01703) 263507

DORSET
BOOKS BOOKS BOOKS
PW PUBLISHING BOOK SERVICE
Tel: 01202 659930
Fax: 01202 659950

LONDON
HAYDON COMMUNICATIONS
For all your amateur radio equipment.
NEW, SECONDHAND, EX-DEMO
132 High St., Edware, Middx HA8 7EL
Tel: 0181-951 5781/2
Fax: 0181-951 5782
Open Mon-Fri 10-6, Sat 10-5
Outside office hours 0989 318777

DERBYSHIRE
Lowe Electronics
THE HAM RADIO SUPERSTORE
Kenwood, Yaesu, Icom etc. always in stock.
Chesterfield Rd., Matlock, Derbys DE4 5LE
Tel: 01629 580800 Fax: 01629 580020
E-mail: info@lowe.co.uk orders@lowe.co.uk

ESSEX
Coastal Communications
Meeting your demands
FOR ALL YOUR AMATEUR RADIO NEEDS.
19 Cambridge Road
Clacton-on-Sea, Essex CO15 3QJ
Tel: 01255 474292. Fax: 01255 476524
Mon-Sat 9am-5pm; Wed 9am-2pm.

Index to Advertisers

Aerial Techniques.....	54	Howes, C M.....	25	Quartslab.....	54
A H Supplies.....	54	Icom (UK) Ltd.....	cover iii	RAS Notts.....	54
Castle Electronics.....	5	Interproducts.....	54	SMC Ltd.....	2/3, 6
Cirkit.....	8	J Birkett.....	41	SRP Trading.....	5
Colomor(Electronics) Ltd.....	25, 61	Lake Electronics.....	54	Short Wave Magazine.....	67
Cricklewood Electronics.....	41	Langrex Supplies.....	41	Spectrum Communications.....	41
Datong Electronics.....	29	Maplin Electronics.....	cover iv	Sussex Amateur Radio and Computer Fair.....	54
Eastern Communications.....	25	Martin Lynch.....	34/35	Tennamast.....	54
Fairhaven Electronics.....	29	Monitoring Times.....	8	Waters & Stanton.....	7
G3TUX (The QRP Component Co) ..	29	MuTek.....	61	Yaesu UK Ltd.....	cover ii
G4ZPY Paddle Keys.....	25	PCB Service.....	61		
Haydon Communications.....	14/15	Penrith Computers.....	29		
Holdings Amateur Electronics.....	61	Photo Acoustics.....	4		

NEW
PRODUCT

IC-T7E

Compact Dual-band Handheld

This is NOT a single band handheld. It may look like one, and in fact, is smaller than many. However, the IC-T7E is a dual band handheld! ICOM's advanced technology has enabled the use of a single PA power module (MRF-5007) for both VHF and UHF circuits. Additional miniaturisation is achieved through the use of single circuits for the receiver IF and transmitter drivers.

Compact - with slim dimensions of 57(W) x 122(H) x 29(D) mm, including the battery pack, the IC-T7E fits comfortably in the palm of your hand, unlike many other dual-band handhelds. Carry it around in your shirt pocket or a small bag.

Easy to use - ICOM's IC-T7E features a streamlined function set, eliminating difficult operations such as those for a pager and code squelch functions. All keys are well spaced and both primary and secondary key functions can be accessed with a single push; push momentarily for the primary function; push for 1 second for the secondary function. Additional items for operating simplicity include a single volume control knob, a sliding lock switch and a large function display which allows only one band's frequency at a time. And, for the ultimate in simple operation, select channel indication mode; only channel numbers are displayed.

Tone Squelch Standard - a CTCSS tone encoder/decoder is standard and provides 50 independently programmable tone frequencies for repeater and tone squelch use. Additionally the tone scan function allows you to find easily the sub-audible tone needed to access a repeater or decode a tone squelch signal.

And More -

- Up to 4W output on VHF and up to 3W output on UHF.
- Microphone simple remote control function (An optional HM-75A is required).
- Accepts 4.5 to 16V. external DC power supply.
- 70 memory channels (60 regular, 4 pairs of scan edges + 1 call channel for each band).
- Full/programmable scans and all/band select memory scans for versatile signal searching.
- Adjustable LCD contrast.
- Auto-power OFF function.
- 9 DTMF (16 digits each) memories for auto dialling.
- Auto power-saver function with selectable duty rate.
- LCD backlighting for easy night operation.

PROGRAMMABLE
SOFTWARE
NOW AVAILABLE

ICOM manufacture a top range of base-stations, mobiles and handheld transceivers and receivers covering all popular Ham frequencies.

Icom (UK) Ltd. Sea Street Herne Bay Kent CT6 8LD.

General Operator: 01227 743800 Sales & Service: 01227 741741, Fax: 01227 741742.

INTERNET: <http://www.icomuk.co.uk/>

E-MAIL: icomsales@icomuk.co.uk.



Count on us!

SUPER SCAN

The HF/VHF/UHF Wideband
Active Aerial for SCANNING
RECEIVERS

Ideal for HF/VHF/UHF Amateur radio bands, FM broadcast band, UHF TV band, CB, PMR bands, VHF Marine band, VHF Taxi band, etc.

Improve your scanner's reception with this active, broadband aerial. The aerials supplied with most scanners are perfectly adequate for local reception, but a significant improvement can be made in the reception of long distance (DX) and weak stations by using a fixed, active aerial like the Super Scan.

- ★ INDOOR OR OUTDOOR USE
- ★ POWER SUPPLY THROUGH DOWN LEAD
- ★ NO TUNING REQUIRED
- ★ LOW POWER CONSUMPTION
- ★ MASTHEAD SIGNAL AMPLIFIER
- ★ HIGH GAIN ★ WIDEBAND ANTENNA

Available ready-built and tested or in kit form for you to build!

The ready-built and tested Super Scan includes:

- Super Scan antenna
- Power supply interface
- Mains power supply
- 15m coaxial down lead
- Adaptors to suit a wide

range of scanners* ● Ready assembled with 1m connecting cable* ● Aerial clamp* ● Instruction leaflet (XV54J)*

Order code 51274,
Assembled Super Scan, £79.99 ☐

UK Carriage £2.90
Information leaflet available, order code XV54J, price 30p NV

Build it yourself – save £££s

The Super Scan is available as a kit which includes all the parts to construct the basic aerial and preamplifier. To allow the aerial to be custom-constructed to suit your exact requirements, general items (those marked * above) are not supplied in

the kit version. The 32mm plastic pipe is readily available from DIY suppliers. The kit contains comprehensive assembly instructions (available separately, order code XV32K, price 99p NV) and a constructors guide. A fairly high level of skill is essential in construction, however, the only test gear needed is a multimeter, and no setting-up is required.

Order code 51275,
Super Scan Kit, £29.99

**ORDER NOW ON
0800 136156**



or phone 01702 552911 for details of your local Maplin or Mondo Store.



Specification

Power supply: +9V to +14V DC
Supply current: 22mA @ 12V
Frequency range: 7MHz to 1500MHz

Gain: 19dB max.
Impedance: 50Ω
Antenna length: 1.24m

Ready to install and use.

All prices include VAT, except those marked NV which are zero-rated. All items are subject to availability. E&OE.

£79.99
51274

USES
SURFACE
MOUNT
TECHNOLOGY



SUPER SCAN power supply interface unit.



KIT-ONLY
£29.99
51275