

JANUARY 1982



# Practical wireless

Australia \$1.28  
New Zealand \$1.30  
Malaysia \$4.50  
IR £1.07 (inc. VAT)

75p

FOR THE RADIO ENTHUSIAST ...

**CHECK  
OUT  
YOUR  
ANTENNAS WITH OUR**



**also: WHERE ARE YOU ?  
WHERE AM I ?  
&  
MORSE PRACTICE OSCILLATOR**

DO YOUR CHRISTMAS SHOPPING  
THE EASY WAY - THE BREDHURST WAY  
TO ORDER ANY OF THE ITEMS LISTED BELOW  
SIMPLY WRITE ENCLOSING A CHEQUE OR PHONE  
QUOTE YOUR CREDIT CARD NO.  
- WE DO THE REST!



**TS 7730**



£247 inc. VAT

**TRIO**

TS830S 160-10m Transceiver 9 Bands 694.00 (—)  
VFO230 Digital V.F.O. with Memories 215.00 (2.00)  
AT230 All Band ATU/Power Meter 119.00 (2.00)  
SP230 External Speaker Unit 34.96 (1.50)  
DFC230 Dig. Frequency Remote Controller 179.00 (1.50)  
YK88C 500Hz CW Filter 29.80 (0.50)  
YK88CN 270Hz CW Filter 32.66 (0.50)  
TS130S 8 Band 200W Pep Transceiver 525.00 (—)  
TS130V 8 Band 20W Pep Transceiver 445.00 (—)  
VFO120 External V.F.O. 85.00 (1.50)  
TL120 200W Pep Linear for TS120V 144.00 (1.50)  
MB100 Mobile Mount for TS130/120 17.00 (1.50)  
SP120 Base Station External Speaker 23.00 (1.50)  
AT130 100W Antenna Tuner 79.00 (1.50)  
PS20 AC Power Supply - TS130V 49.45 (2.50)  
PS30 AC Power Supply - TS130S 88.50 (5.00)  
MA5 5 Band Mobile Aerial System 86.00 (5.00)  
MC50 Dual Impedance Desk Microphone 25.76 (1.50)  
MC35S First Microphone 50K ohm IMP 13.80 (0.75)  
MC30S First Microphone 500 ohm IMP 13.80 (0.75)  
LF30A HF Low Pass Filter 1kW 17.90 (1.50)  
TR9000 2M Synthesised Multimode 371.00 (—)  
BO9 Base Plinth for TR9000 34.90 (1.50)  
TR7800 2M Synthesised FM Mobile 25W 284.00 (—)  
TR7730 2M Synthesised FM Compact Mobile 25W 247.00 (—)  
TR2300 2M Synthesised FM Portable 166.00 (—)  
VB2300 10W Amplifier for TR2300 58.00 (1.50)  
MB2 Mobile Mount for TR2300 17.71 (1.50)  
RA1 Flexible Rubber Antenna for TR2300 19.90 (—)  
TR2400 2M FM Synthesised Handheld 63.00 (0.50)  
SMC20 External Speaker/Microphone for 2400 13.80 (1.00)  
RT1 Base Stand and Quick Charger 45.00 (1.50)  
BC5 12V Quick Charger 18.40 (1.00)  
SC3 Soft Carrying Case Plus Belt Hook 11.50 (0.50)  
PB24 Spare Battery Pack and Charger Lead 15.87 (0.75)  
TR8400 70cm FM Synthesised Mobile Transceiver 334.00 (—)  
PS10 Base Station Power Supply for 8400 64.00 (2.00)  
TR9500 70cm Synthesised Multimode Synthesised 200KHz-30MHz 449.00 (—)  
RI000 Receiver 297.00 (—)  
SP100 External Speaker Unit 26.90 (1.50)  
HC10 Digital Station World Time Clock 58.80 (1.50)  
HS5 Deluxe Headphones 21.85 (0.75)  
HS4 Economy Headphones 10.35 (0.75)  
SP40 Mobile External Speaker 12.40 (1.50)

**ICOM**

IC730 HF Mobile Transceiver 8 Band 586.00 (—)  
IC720A HF Transceiver & Gen. Cov. Receiver 883.00 (—)  
PS15 Power Supply for 720A 99.00 (3.00)  
IC251E 2M Multimode Base Station 499.00 (—)  
IC25E 2M Synthesised Compact 25W Mobile 259.00 (—)  
IC290E 2M Multimode Mobile 368.00 (—)  
IC2E 2M FM Synthesised Handheld 169.00 (—)  
IC L1/2/3 Soft Cases 3.50 (0.50)  
IC HM9 Speaker/Microphone 12.00 (0.75)  
IC BC30 230V AC Base Charger and Hod 39.00 (1.50)  
IC BC25 230V AC Trickle Charger 4.25 (0.75)  
IC CP1 Car Charging Lead 3.20 (0.50)  
IC BP2 6V Nicad Pack for IC2E 22.00 (1.00)  
IC BP3 9V Nicad Pack for IC2E 17.00 (1.00)  
IC BP4 Empty Case for 6-AA Nicads 5.80 (0.75)  
IC BP5 11.5V Nicad Pack for IC2E 30.50 (1.00)  
IC DC1 12V Adaptor Pack for IC2E 8.40 (0.75)  
IC ML1 10W Booster 49.00 (1.00)

**TV INTERFERENCE AIDS**

Ferrite Rings 1 1/4" dia. per pair 0.80 (0.20)  
Toroid Filter TV Down Lead 2.00 (0.50)  
Low Pass Filter LP30 100W 3.95 (0.50)  
Trio Low Pass Filter LF30A 1kW 17.90 (0.75)  
Yaesu Low Pass Filter FF501DX 1kW 23.00 (0.75)  
HP4A High Pass Filter TV Down Lead 5.95 (—)

**ANTENNA BITS**

H1-O Balun 1:1 5kW pep (PL259 Fitting) 9.95 (0.75)  
F Piece Polyprop Dipole Centre 1.00 (0.20)  
Ceramic Strain Insulators 0.40 (0.10)  
Small Egg Insulators 0.40 (0.10)  
Large Egg Insulators 0.50 (0.10)  
75 ohm Twin Feeder - Light Duty-Per Meter 0.16 (0.02)  
300 ohm Twin Feeder - Per Meter 0.14 (0.02)  
URM67 Low Loss 50 ohm Coax-Per Meter 0.60 (0.20)  
UR76 50 ohm Coax-Per Meter 0.25 (0.05)  
Please send total postage indicated Any excess will be refunded.

**MICROWAVE MODULES**

MMT144/28 2M Transverter for HF Rig 99.00 (—)  
MMT432/28S 70cm Transverter for HF Rig 149.00 (—)  
MMT432/144R 70cm Transverter for 2M Rig 184.00 (—)  
MMT70/28 4M Transverter for HF Rig 115.00 (—)  
MMT70/144 4M Transverter for 2M Rig 115.00 (—)  
MMT1296/144 23cm Transverter for 2M Rig 184.00 (—)  
MML144/25 2M 25W Linear Amp (3W I/P) 59.00 (—)  
MML144/40 2M 40W Linear Amp (10W I/P) 77.00 (—)  
MML144/100S 2M 100W Linear Amp (10W I/P) 129.00 (—)  
MML432/20 70cm 20W Linear Amp (3W I/P) 77.00 (—)  
MML432/50 70cm 50W Linear Amp (10W I/P) 119.00 (—)

MML432/100 70cm 100W Linear Amp (10W I/P) 228.64 (—)  
MM2000 RTTY to TV Converter 169.00 (—)  
MM4000 RTTY Transceiver 269.00 (—)  
MMC50/28 6M Converter to HF Rig 27.90 (—)  
MMC70/28 4M Converter to HF Rig 27.90 (—)  
MMC144/28 2M Converter to HF Rig 27.90 (—)  
MMC432/28S 70cm Converter to HF Rig 34.90 (—)  
MMC432/144S 70cm Converter to 2M Rig 34.90 (—)  
MMC435/600 70cm ATV Converter 27.90 (—)  
MMK1296/144 23cm Converter to 2M Rig 59.80 (—)  
MMD050/500 500MHz Digital Frequency Meter 69.00 (—)  
MMD600P 600MHz Prescaler 23.00 (—)  
MMDP1 Frequency Counter Probe 11.50 (—)  
MMA28 10M Preamp 14.95 (—)  
MMA144V 2M RF Switched Preamp 34.90 (—)  
MMF144 2M Band Pass Filter 9.90 (—)  
MMF432 70cm Band Pass Filter 9.90 (—)  
MMS1 The Morse Talker 99.00 (—)

**DATONG PRODUCTS**

PC1 General Coverage Converter HF on 2M Rig 120.75 (—)  
VLF Very Low Frequency Converter 25.30 (—)  
FL1 Frequency Agile Audio Filter 67.85 (—)  
FL2 Multi-mode Audio Filter 89.70 (—)  
ASP/B Auto RF Speech Clipper (Trio Plug) 79.35 (—)  
ASP/A Auto RF Speech Clippers 79.35 (—)  
D75 Manually controlled RF Speech Clipper 56.35 (—)  
RFC/M RF Speech Clipper Module 26.45 (—)  
D70 Morse Tutor 49.45 (—)



AD270 Indoor Active Dipole Antenna 37.95 (—)  
AD370 Outdoor Active Dipole Antenna 51.75 (—)  
MPU1 Mains Power Unit 6.90 (—)

**MORSE EQUIPMENT**

MK704 Squeeze Paddle 10.50 (0.50)  
HK707 Up/Down Key 10.50 (0.50)  
HK704 Deluxe Up/Down Key 14.50 (0.50)  
EKM1A Precision Oscillator 8.75 (0.50)  
EK121 Elbug 29.95 (0.50)  
EKM1A Matching Side-Tone Monitor 10.95 (0.50)  
EK150 Electronic Keyer 24.00 (—)

**ROTATORS**

KR250 Kenpro Lightweight 1-1 1/2" mast 44.95 (2.00)  
Hirschman RO250 VHF Rotor 49.95 (2.00)  
9502B Colorator (Med. VHF) 49.95 (2.00)  
KR400RC Kenpro (HF) Complete with Lower Clamps 99.95 (2.50)  
KR600RC Kenpro (Med HF) Complete with Lower Clamps 139.95 (3.00)

**DESK MICROPHONES**

SHURE 444D Dual Impedance 29.95 (1.50)  
SHURE 526T Mk II Power Microphone 39.95 (1.50)  
ADONIS AM502 Compression Mic 1 O/P 39.00 (—)  
ADONIS AM601 Compression Mic - Meter 1 O/P 49.00 (—)  
ADONIS AM 802 Compression Mic - Meter 3 O/P 59.00 (—)

**MOBILE SAFETY MICROPHONES**

ADONIS AM 2025 Clip-on 20.95 (—)  
ADONIS AM 202F Swan Neck - Up/Down Buttons 30.00 (—)  
ADONIS AM 202H Head Band - Up/Down Buttons 30.95 (—)  
DAIWA RM940 Infra Red Link 45.00 (0.75)

**HAND MICROPHONES**

T.A. 600 Fist Mic. 4.95 (0.50)  
Power Mic. Wide Impedance 9.95 (0.75)  
TRIO MC30/35 600/50K IMP 13.80 (0.75)  
YAESU YE7AYD846 600/50K IMP 5.75 (0.75)  
SHURE 201 High IMP. Quality Mic. 14.50 (0.75)

**TEST EQUIPMENT**

Drae VHF Wavemeter 130-450MHz 24.95 (—)  
FXI Wavemeter 250MHz MAX 28.00 (0.75)  
DM81 Trio Dip Meter 51.75 (0.75)  
MMD50/500 Microwave Modules Frequency Counter 69.00 (0.75)

**YAESU**

FT902DM 160-10m 9 Band Transceiver 885.00 (—)  
FC902 All Band A.T.U. 135.00 (1.50)  
SP901 External Speaker 31.00 (1.50)  
FT101Z 160-10m 9 Band Transceiver (FM) 590.00 (—)  
FT101ZD 160-10m 9 Band Transceiver (FM) Digital R.O. 665.00 (—)  
DCT101Z DC/DC Power Pack 42.55 (1.50)  
FAN101Z Cooling Fan for 101ZD 13.80 (0.75)  
FT707 8 Band Transceiver 200W Pep 569.00 (—)  
FT707S 8 Band Transceiver 200W pep 485.00 (—)  
FP707 Matching Power Supply 125.00 (5.00)  
FTV707R(2) Transverter - 2M 198.00 (—)  
FV707DM Digital V.F.O. 203.00 (—)  
FC707 Matching A.T.U./Power Meter 85.00 (1.00)  
MR7 Metal Rack for FT707 15.70 (1.00)  
MMB2 Mobile Mounting Bracket for FT707 16.10 (1.00)  
FRG7 General Coverage Receiver 189.00 (—)  
FRG7700 200KHz-30MHz Gen. Coverage Receiver 329.00 (—)  
FRG7700M As above but with Memories 409.00 (—)  
FR77700 Antenna Tuning Unit 37.00 (1.00)  
FT208R 20cm FM Synthesised Handheld 209.00 (—)  
FT708R 70cm FM Synthesised Handheld 219.00 (—)  
NC7 Base Trickle Charger 26.85 (1.30)  
NC8 Base Fast-Trickle Charger 44.10 (1.50)  
NC9C Compact Trickle Charger 8.00 (0.75)  
FBA2 Battery Sleeve for use with NC7/8 3.05 (0.50)  
FNB2 Spare Battery Pack 17.25 (0.75)  
PA3 12V DC Adaptor 13.40 (0.75)  
FT480R 2M Synthesised Multimode 379.00 (—)  
FT780R 70cm Synthesised Multimode (1.6MHz Shift) 459.00 (—)  
FP80 Matching 230V AC Power Supply 63.00 (1.50)

**★ AS REVIEWED ★**

**FT290R 2M Portable Synthesised Multimode 225.00 (—)**

MMB11 Mobile Mounting Bracket 20.70 (1.00)  
CSC1 Soft Carrying Case 3.45 (0.75)  
NC11C 240V AC Trickle Charger 8.05 (0.75)  
FL2010 Matching 10W Linear 64.40 (1.20)  
Nicads 2.2 AMP HR Nicads Each 2.50 (—)  
FL2100Z 160-10m 1200 Watt Linear 425.00 (5.00)  
FF501DX H.F. Low Pass Filter 1kW 23.00 (0.75)  
FSP1 Mobile External Speaker 8 ohm 6W 9.95 (0.75)  
YH55 Headphones 3 ohm 10.00 (0.75)  
YH77 Lightweight Headphones 8 ohm 10.00 (0.75)  
QTR24D World Clock (Quartz) 28.00 (0.75)  
YM24A Speaker/Mic 207/208/708 16.85 (0.75)  
YD148 Stand Microphone Dual IMP 4 Pin Plug 21.00 (1.50)  
YM34 As 148 but 8 Pin Plug 21.45 (1.50)  
YM38 As 34 but up/down Scan Buttons 24.90 (1.50)

**FDK VHF/UHF EQUIPMENT**

Multi 700EX 2M FM Synthesised 25W Mobile 199.00 (—)  
Multi 750E 2M Multimode Mobile 289.00 (—)  
Expander 70cm Transverter for M750E 219.00 (—)


**STANDARD VHF/UHF**

C78 70cm FM Portable 219.00 (—)  
CPB78 10W Matching Linear 67.50 (1.50)  
C58 2M Multimode Portable 239.00 (—)  
CPB58 25W Matching Linear 79.50 (1.50)  
CM8 Mobile Bracket 19.95 (1.00)  
CL8 Soft Carrying Case 6.95 (0.75)  
C12/230 Charger 7.59 (0.75)

**DRAE POWER SUPPLIES**

All with Over-Volts - Current Limit and Thermal Protection

4 AMP	27.95 (1.50)	12 AMP	69.00 (2.00)
6 AMP	44.95 (2.00)	24 AMP	99.00 (3.00)



**SWR - POWER METER**

Model 110 H.F./2M Calibrated Power Reading 11.50 (0.50)  
SWR25 H.F./2M Twin Meter 11.50 (0.50)  
UH74 2M/70 13.95 (0.50)  
WELZ SP15M H.F./2M 200W 29.00 (0.75)  
WELZ SP200 H.F./2M 59.00 (0.75)  
WELZ SP300 H.F./2M/70 79.00 (0.75)  
WELZ SP400 2M/70 59.00 (0.75)  
DAIWA SW110A H.F./2M 35.00 (—)  
DAIWA CN620A H.F./2M Cross Pointers 52.80 (—)  
DAIWA CN630 2M/70 Cross Pointers 71.00 (—)

**DUMMY LOADS**

DL30 PL259 30W MAX 5.00 (0.50)  
DL60 PL259 60W MAX 8.80 (0.70)  
DL80 N TYPE 60W MAX 16.50 (0.70)  
DL150 PL259 150W MAX 14.95 (0.75)  
DL600 S0239 600W MAX 29.95 (1.50)  
DL1000 S0239 1000W MAX 39.95 (1.50)

**MAIL ORDER** All prices correct at time of going to press. **RETAIL**  
Mon-Sat. 9-12.30/1.30-5.30 **BREDHURST ELECTRONICS** Mon-Sat. 9-12.30/1.30-5.30  
**HIGH STREET, HANDCROSS, WEST SUSSEX. TEL. 0444 400786**  
Goods normally despatched within 24 hrs. Max. 28 days. **BARCLAYCARD VISA**

**EDITORIAL OFFICES**

Practical Wireless  
Westover House  
West Quay Road  
Poole, Dorset BH15 1JG  
☎ Poole 71191

**Geoff Arnold T.Eng(CEI) G3GSR**  
Editor

**Dick Ganderton C.Eng., MIERE,G8VFH**  
Assistant Editor

**Peter Metalli**  
Art Editor

**John Fell G8MCP**  
Technical Editor

**Alan Martin G8ZPW**  
News & Production Editor

**Elaine Howard G4LFM**  
Technical Sub-Editor

**Rob Mackie**  
Technical Artist

**Keith Woodruff**  
Assistant Art Editor

**Sylvia Barrett**  
Secretarial

**ADVERTISEMENT OFFICES**

Practical Wireless  
King's Reach Tower  
Stamford Street  
London SE1 9LS  
Telex: 915748 MAGDIV-G

**Dennis Brough**  
Advertisement Manager  
☎ 01-261 6636  
☎ 01-261 6872

**Roger Hall G8TNT (Sam)**  
Ad. Sales Executive  
☎ 01-261 6807

**Claire Gerrish**  
Secretary  
☎ 01-261 6636

**Barbara Blake**  
Classified Supervisor  
☎ 01-261 5897

**Dave Kerindi**  
Make-up & Copy  
☎ 01-261 6570

**COPYRIGHT**

© IPC Magazines Limited 1982. Copyright in all drawings, photographs and articles published in *Practical Wireless* is fully protected and reproduction or imitation in whole or in part is expressly forbidden. All reasonable precautions are taken by *Practical Wireless* to ensure that the advice and data given to our readers are reliable. We cannot however guarantee it and we cannot accept legal responsibility for it. Prices are those current as we go to press.

# Practical Wireless

**JANUARY 1982 VOL. 58 NO. 1 ISSUE 898**

## contents

- 20 Where are You? Where am I?**  
*M. W. Dixon PhD G3PFR*
- 25 PW "Winton" Stereo Tuner—4**  
*E. A. Rule G3FEW*
- 31 Synchronous Detector—2**  
*R. Myers G8LUL*
- 39 RAE—Nothing to it!**  
*H. A. Crookes*
- 40 Radio Special Product Report**  
Icom IC-25E 2m f.m. Mobile
- 44 RF Noise Bridge**  
*E. A. Rule G3FEW*
- 50 Obituary—T. Graham Farish**
- 53 Passport to Amateur Radio—6**  
*John Thornton-Lawrence GW3JGA*
- 59 Air Test**  
SMC-HS358 70cm 3-element Colinear  
Drae v.h.f. Wavemeter
- 60 Morse Practice Oscillator**  
*Jeff Maynard G4EJA*

- |           |                     |           |                         |
|-----------|---------------------|-----------|-------------------------|
| <b>87</b> | <b>Advert Index</b> | <b>37</b> | <b>Next Month</b>       |
| <b>59</b> | <b>Air Test</b>     | <b>62</b> | <b>On the Air</b>       |
| <b>19</b> | <b>Comment</b>      | <b>38</b> | <b>Out of Thin Air</b>  |
| <b>43</b> | <b>Mods</b>         | <b>48</b> | <b>Production Lines</b> |
| <b>50</b> | <b>New Books</b>    | <b>19</b> | <b>Services</b>         |
| <b>36</b> | <b>News</b>         | <b>28</b> | <b>Uncle Ed</b>         |

The TS-830S has every conceivable operating feature built in for full and lasting enjoyment of the HF bands. It combines VBT (variable band width tuning), IF shift and an-IF notch filter as well as very sharp filters in the 455KHz second IF.

## TS-830S


£694.83 inc VAT Securicor carr. £4.50



The TS-530S is an HF transceiver based on the reputation of the TS-520 series. Included are, of course, the new bands and the rig has both digital and analogue frequency readout.

## TS-530S


£534.98 inc VAT Securicor carr. £4.50



The TS-130S is the mobile 200 watts Pep HF transceiver from Trio, again featuring the three new bands. Just the rig for mobile high power operation. Also available the TS-130V - a 20 watt Pep version

## TS-130S

£525.09 inc VAT TS-130V £445.05 inc VAT



## MAKE MOBILE OPERATION A PLEASURE

A digital frequency remote controller complete with up/down microphone and having four memories. Ideal for simpler mobile operation. Compatible with the TS-830S, TS-530S, TS-130S and V and the TS-120 series.

## DFC-230

£179.86 inc VAT Securicor carr. £4.50

**LOWE IN LONDON**

NOW OPEN, OUR SHOP IN THE CITY  
278 PENTONVILLE ROAD, LONDON N1 9NP.

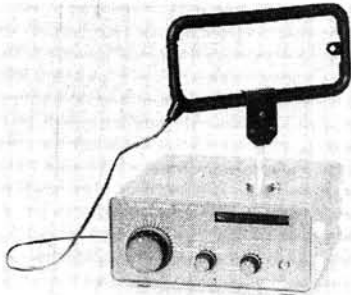


# RECEIVERS & ACCESSORIES

		Inc VAT	Carr
R1000	Synthesised 200KHz-30MHz receiver. Price includes dc kit fitted	297.85	4.50
HC10	Digital station world time clock	58.88	1.50
HS5	Deluxe headphones for all TRIO equipment	21.85	.75
HS4	Economy headphones	10.35	.75
CS201/TW2	Two way 50 ohm coax switch 0-500MHz	11.98	.75
FBB9A	1:1 50 ohm balun. 1KW pep rating. For use as dipole centre	11.50	.75
DPX	Allows single feed line to VHF/UHF aeriels. Reduces cable cost	10.50	1.00
SRX300	Digital readout HF receiver. 500KHz-30MHz. AM/SSB/CW	215.00	4.50

## UL-1000

£39.50 inc VAT. carr. £1.50



The UL-1000 is a new concept in receiving station accessories and will help any keen listener to improve the performance of his station, particularly in the difficult conditions existing in the medium wave band (500KHz-1.6MHz).

The UL-1000 is a self-contained variable gain, tuned preamplifier suitable for use with various aerial systems. A particular feature of the UL-1000 is the use of a high Q loop aerial for the 500KHz-1.6MHz band.

## THE DAIWA FAMILY

		Inc VAT	Carr
CN520	1.8-60MHz mini cross needle power/SWR meter	28.26	32.50 1.50
CN540	50-150MHz mini cross needle power/SWR meter	30.44	35.00 1.50
CN620A	1.8-150MHz cross pointer power and SWR meter.		
	Up to 1KW	45.92	52.81 1.50
CN630	140-450MHz cross pointer power and SWR meter.		
	Up to 200W	65.22	75.00 1.50
CN650	1.2-2.5GHz cross pointer power and SWR meter. Up to 20W	82.61	95.00 1.50
CNW518	3-30MHz 8 band hi power tuner and cross needle power meter	152.17	175.00 2.00
CNA1001A	Fully automatic all band ATU. Includes cross pointer power meter	135.65	156.00 2.00
CNA2002	As for CNA1001A but 2KW rating for tuner and power meter	198.26	228.00 2.00
SW110A	SWR/power meter 1.8-150MHz. 0-20 and 0-200W. Not cross pointer	26.00	29.90 1.25

## THE AOR FAMILY

		Inc VAT	Carr
AR740	70cm FM synthesised handheld transceiver	195.00	2.00
AR240A	2m FM 1W synthesised handheld complete with NiCad pack etc.	158.00	2.00
AR245	2m FM 5W synthesised handheld complete with NiCad etc.	178.00	2.00
ARMS	External mic/speaker	10.50	1.00
ARCC	Carrying Case	4.10	.75
ARHA	Optional helical antenna	4.10	.75
ARBC	12V battery charger. (Mains charger included with transceiver)	4.10	.75
AR30	25W 2 metre linear. RF switched 12V powered	38.50	1.75



The TR9500, a 70 cm multimode mobile giving SSB, FM and CW operation in a compact rig based on the phenomenally successful 2 metre 9000. Combining the convenience of FM with the "DX ability" of SSB on the 70 cm band this is the rig all discerning VHF and UHF amateurs have been waiting for.

**TR-9500** 70cm multimode  
£449.88 inc VAT carriage £4.50



# TRIO

*pacesetter in amateur radio*



Trio 8400 the new way to 70cm FM mobile, a fully synthesized 430 440MHz 10 watt output, mobile transceiver with memories, 2 separate VFO's all in a truly amazing compact package. Complete with up/down frequency shift microphone and car mounting bracket the TR8400 is the way to go... 70cm is on the move.

**TR-8400** 70cm FM mobile  
£334.88 inc VAT. Securicor carriage £4.50



TR-9000 The exciting TR-9000 2-metre all-mode transceiver combining the convenience of FM with long distance SSB and CW in a very compact, very affordable package. Because of its compactness the TR-9000 is ideal for mobile installation, add on its fixed station accessories and it becomes the obvious choice for your shack.

**TR-9000** 2 Metre Multimode  
£374.00 inc VAT. Carriage by Securicor £4.50



TR-7800 Trio's remarkable TR-7800 2-metre FM mobile transceiver provides all the features you could desire for maximum operating enjoyment. Frequency selection is easier than ever, and the rig incorporates new memory development for repeater shift, priority, and scan. The TR-7800 by Trio, the only FM mobile.

**TR-7800** The Ultimate 2 Metre Mobile FM rig  
£284.97 inc VAT. Carriage by Securicor £4.50

PRICES & SPECIFICATION SUBJECT TO CHANGE WITHOUT NOTICE

### HEAD OFFICE AND SERVICE CENTRE

Chesterfield Road, Matlock, Derbys. Tel. 0629 2817 or 2430.

Open Tuesday-Friday 9-5.30, Saturday 9-5.00. Closed for lunch 12.30-1.30.

For all that's best in ham radio, contact us at Matlock.

For full catalogues send 70p in stamps with your address. Mark enquiry PW.



# Technical Training in Radio, Television and Electronics

ICS have helped thousands of ambitious people to move up into higher paid, more secure jobs in the field of electronics—now it can be your turn. Whether you are a newcomer to the field or are already working in the industry, ICS can provide you with the specialised training so essential to success.

## Personal Tuition and Guaranteed Success

The expert and personal guidance by fully qualified tutors, backed by the ICS guarantee of tuition until successful is the key to our outstanding record in the technical training field. You study at the time and pace that suits you best and in your own home. In the words of one of our many successful students: "Since starting my course, my salary has trebled and I am expecting a further increase when my course is completed."

## City and Guilds Certificates

Excellent job prospects await those who hold one of these recognised certificates. ICS can coach you for:

- Telecommunications Technicians
- Radio, TV Electronics Technicians
- Technical Communications
- Radio Servicing Theory
- Radio Amateurs
- Electrical Installation Work
- Also MPT Radio Communications Certificate

## Diploma Courses

- Colour TV Servicing
- Electronic Engineering and Maintenance
- Computer Engineering and Programming
- Radio, TV and Audio, Engineering and Servicing
- Electrical Engineering, Installations and Contracting

## Qualify for a New Career

Home study courses for leading professional examinations and diploma courses for business and technical subjects:—

G.C.E.	Engineering	Purchasing
60 subjects	Farming	Sales
at "O" & "A" levels	Heating	Storekeeping
Accountancy	Industrial	Work Study
Air Conditioning	Management	
Building	Mechanical	

**POST OR PHONE TODAY FOR FREE BOOKLET.**

## ICS To: International Correspondence Schools

SINCE 1890  
Dept. 276Q Intertext House, London  
SW8 4UJ or telephone 622 9911

Subject of Interest .....

Name .....


Address .....

Telephone Number .....

## BUILD A PAIR OF MICRO MONITORS!

Just a few hours easy and interesting work and you'll have a superb pair of compact loudspeakers for about half the price of equivalent 'assembled' models.

The Wilmslow Audio Micro Monitor will stand comparison with any speaker of similar size (at any price!). Don't take our word for it—call for a demonstration!



The Micro Monitor kit contains all the components needed—a pair of cabinets in flat-pack form—accurately machined for easy assembly, all drive units, crossover networks, acoustic wadding, grille foam, velcro, nuts and bolts, etc. No electronic or woodworking knowledge required—simple, foolproof instructions supplied. The cabinets can be stained, painted or finished with iron-on veneer. Dimensions of assembled cabinet: 32x24x20cms. Suitable for amplifiers of 20–50 watts.

Price: **£103.95** per pair including VAT. Carriage and insurance £5.95



0625 529599

35/39 Church Street, Wilmslow, Cheshire SK9 1AS



Lightning service on telephoned credit card orders!  
Please allow 7 days for delivery.




## DEACs

VARTA BUTTONS  
(1.24V PER CELL)

Size/Cell  
4-8V Pack  
6-0V Pack  
9-6V Pack

225mA DKZ  
25mm dia x 9mm  
£3-20

VAT included  
P+P 70p per order  
RECHARGEABLE BATTERIES.

600mA DKZ  
34½mm dia x 10mm  
£5-55  
£6-94  
£11-10

**CYLINDRICAL NICADS** HP7 Size (500mAh) £1-00; HP11 (1800mAh) £2-35; HP2 (4000mAh) £3-20; PP3 £4-00; PP3 Charger: £5-00; 1 to 4 HP7 nicads charger £7-45.

CONSTANT CURRENT CHARGER — Switched 9mA/25mA/50mA/120mA/200mA/400mA output — charges 1 to 12 nicads — £14-95.

**V & F SMALLCRAFT (POPLAR) LTD**  
38, STONELEIGH ROAD, CLAYHALL, ILFORD, ESSEX IG5 0JD  
Tel: 01-550-6642

NORMAL DESPATCH 24 HOURS — MAX. 7 DAYS

# WATERS & STANTON ELECTRONICS

18/20 MAIN ROAD, HOCKLEY, ESSEX. TEL (0702) 206835

4,000 SQ FT  
DEVOTED TO  
RADIO COMMUNICATION

24 HOUR TURN ROUND  
ON ALL ORDERS!

"SUCH NICE PEOPLE"

5 miles from Southend-on-Sea  
Why not bring the whole family for a day out?  
(Early Closing: Wednesday 1.00 pm)




**SR9 VHF RECEIVER AMATEUR/MARINE**  
£46 inc. VAT

The SR9 must be one of the most popular monitors for 2 metre amateur radio enthusiasts. (Also available as a marine version at the same price). It is fully tuneable across the band with the option of also installing up to 11 xtal controlled channels. Power requirements are 12v DC negative earth at 200ma approx. The unit comes complete with mobile mounting kit and built-in speaker.

**PROFESSIONAL AIRCRAFT MONITOR R517 £49.50**  
(as supplied to pilots, ground crew etc.)



The R517 is a professional aircraft monitor receiver, having superb sensitivity and capable of tuning across the entire aircraft band 118-143MHz. For easy tuning there is both a coarse and fine tuning control. In addition there is a 3 position switch for selecting xtal controlled channels (xtals £3.00 extra) for your local airport. The unit is completely portable running off self-contained batteries.

**AR22 VHF FM MONITOR OUR PRICE £83 inc. VAT**



Truly amazing! The AR22 tunes across the 2 metre FM band 142-148MHz (also includes Police and Fire Brigade) in 5kHz steps. So small it will fit into a shirt pocket and yet nothing is sacrificed in terms of performance. Price includes rechargeable batteries, mains charger, fly aerial etc. You won't find a smaller monitor anywhere.

## TUNE INTO THE WORLD... FROM YOUR ARMCHAIR!

### FRG7700 £309




Here's a complete monitoring system that builds up into a comprehensive listening system for a wide variety of transmissions, both locally and from the other side of the World. As communications engineers, we know there is good equipment and poor equipment. We rate the FRG7700 very highly. It forms the main unit of the system and provides one of the most cost effective ways of listening to the entire shortwave band. Listen to all the World news direct as it comes in from stations stretching round the Globe, international family requests from Australia and New Zealand, sport from America, topical news comment from Russia and China. If you're interested in Amateur Radio then the SSB facility lets you listen in on conversations with amateurs from places far and near. Hear a mobile operator motoring through the traffic in Manchester or going home from work in Perth, Australia. Listen to expeditions in Africa or the Antarctic. It's all possible and the more skilled the operator, the more interesting it becomes. The possibilities are endless, ship to shore radio, aircraft on the Atlantic run, foreign news agencies, etc. And if this is not enough plug in the optional VHF converter and listen to private, commercial and military air traffic over the U.K., local airports, local shipping, taxis, radio amateur repeaters and many other interesting transmissions. To improve reception, there's also the matching aerial tuning unit. So why not send S.A.E. today for full coloured leaflets and enjoy a new hobby from the comfort of your fireside. Go on - treat yourself!

**AERIAL TUNER £34.00**  
**VHF CONVERTER £63.00**



*I'm off to WATERS & STANTON. They have such large stocks and are so helpful - even to me!*



**CB IN STOCK**

**REMEMBER!**

We can supply almost any make of radio communications equipment for the hobbyist from stock. We carry the full range of Yaesu, Trio, FDK, Azden, Sony, etc. We are staffed by enthusiasts and have comprehensive service facilities which you are welcome to inspect at any time. Don't take risks, come to the specialists for both service and competitive prices or send 14p. stamp for our new 16 page mail order catalogue.

**FDK M750E TRANSCEIVER 2M FM-SSB-CW**

- ★ 1/10 Watts
- ★ All modes
- ★ Digital readout
- ★ 144-146MHz
- ★ Tone burst
- ★ RF gain control
- ★ Dual FVO
- ★ Up/down Mic
- ★ Hardware kit

**£289** (carriage free)  
SAE FOR COLOUR LEAFLET

**NEW FROM SONY - ICF-2001**

The new SONY ICF-2001 is a desk top receiver that covers the World. 150kHz to 30MHz SSB and AM plus FM 76-108MHz. Full digital readout, scanning and memories are included and controlled by a microprocessor. Power requirements are either 230v AC, 12v DC or internal HP2 cells. At present deliveries are slow so please phone for latest information.



**£177**

**FDK M700EX TRANSCEIVER 2M FM 25 WATTS**

- ★ Synthesized
- ★ 25 & 12½ KHz steps
- ★ Priority scanning
- ★ Variable power
- ★ Digital display
- ★ Tone burst
- ★ Reverse repeater
- ★ Fully protected
- ★ Hardware kit

**£199** (carriage free)  
SAE FOR COLOUR LEAFLET

STOP PRESS:- SEND 14p STAMP FOR NEW 1982 CATALOGUE ON RADIO COMMUNICATIONS

**MAIL ORDER SLIP to: Waters & Stanton Electronics, Warren House, Main Road, Hockley, Essex.**

Name..... Goods required .....

Address.....

Please rush me the above. Cheque enclosed for £...../Please charge to credit card No .....



# ICOM

from **Thanet Electronics Ltd**

143 Reculver Road, Herne Bay, Kent

Tel: 02273 63859



**IC290E. TWO METRE MULTIMODE MOBILE.** 10W RF output on SSB, CW and FM. Standard and non-standard repeater shifts. 5 memories and priority channel. Memory scan and band scan, controlled at front panel or microphone. Two VFO's. LED S-meter. 25KHz and 1KHz on FM – 1 KHz and 100Hz tuning steps. Instant rev-repeat.



**IC25E. 25W 2M FM MOBILE.** Amazingly small. Two VFO's, five memories, priority channel, full duplex and reverse, LED S-meter, 25KHz or 5KHz step tuning, same multi-scanning functions as the 290 from mic or front panel.



**IC24G. 10W 2M FM MOBILE.** This is the low-cost, easy to use economy model. Full band – 80 channels at 25KHz spacing by easy to use press button switches. 12½KHz spacing if reqd. and the same reliable performance as the famous IC240. **Price £169.**



**IC202S/402. 3W 2M or 70cm SSB PORTABLES.** These two have been around for a long time and are well proven. SSB, CW and side-tone. They come fitted with 144-144.4 (IC202S) and 432-432.4 (IC402). Battery or 12V operation. Built-in antenna or socket for external antenna.

## THE POPULAR IC2E HANDY TALKY – EVERYBODY HAS ONE!



### CHECK THE FEATURES:

**FULLY SYNTHESIZED** – Covering 144-145 99s in 400 5kHz steps.

**POWER OUTPUT** – 1.5W with the 9V rechargeable battery pack as supplied – but lower or higher output available with the optional 6V or 12V packs.

**BNC ANTENNA OUTPUT SOCKET** – 50 ohms for connecting to another antenna or use the Rubber Duck supplied.

**SEND/BATTERY INDICATOR** – Lights during transmit, but when battery power falls below 6V it doesn't light indicating the need for a recharge.

**FREQUENCY SELECTION** – by thumbwheel frequency.

**+5kHz SWITCH** – adds 5kHz to the indicated frequency.

**DUPLEX SIMPLEX SWITCH** – gives simplex or plus 600kHz or minus 600kHz Transmit.

**HI-LOW SWITCH** – reduces power output from 1.5W to 150mW reducing battery drain.

**EXTERNAL MICROPHONE JACK** – If you do not wish to use the built-in electret condenser mic an optional microphone/speaker with PTT control can be used. Useful for pocket operation.

**EXTERNAL SPEAKER JACK** – for speaker or earphone. This little beauty is supplied ready to go complete with nicad battery pack, charger, rubber duck.

*A full range of accessories in stock*

IC ML1	
10 Watt Mobile Booster for IC2E	£49.00
BP5 11 Volt Battery Pack	£30.50
BP4 Empty Battery Case For, 6 x AA Cells	£5.80
BP3 Standard Battery Pack	£17.70
BP2 6 Volt Pack	£22.00
BC30 Base Charger For Above	£39.00
BC25 Mains Charger As Supplied	£4.25
DC1 12 Volt Adapter Pack	£8.40
HM9 Speaker/Microphone	£12.00
CP1 Mobile Charging Lead	£3.20
IC1/2/3 Cases	£3.60 each

*All Prices include V.A.T.*

## ASK ABOUT THE 70cm VERSION THE IC4E – NOW AVAILABLE



# BUY DIRECT FROM US OR OUR AGENTS AND GET TWO FULL YEARS WARRANTY ON ALL EQUIPMENT

**IC730. 100W HF ALL BAND MOBILE.** 80-10M, 8 bands SSB, AM and CW. Two VFO's with 10Hz-100Hz and 1KHz steps. Memory for each band. Noise blanker, vox, CW monitor, APC and SWR detector. Speech processor and fan. Switchable RF pre-amp and WWV. 13V DC operation or use ICPS15 mains.



**IC720A. 100W HF + GEN COVERAGE TRANSCEIVER.** This is the best money can buy. AM, SSB, RTTY and CW. Built-in fan, speech processor, two VFO's and APC. Tuning rates down to 10Hz and memories. General coverage receiver from 100KHz to 30MHz (transmit too if you have a licence!). Run from 13V DC or use PS15 mains PSU. And to match the IC720A:- **IC2KL** 500W output all mode linear amplifier. Similar size and completely automatic - no tuning. **ICAT500** completely automatic antenna tuner.



**IC251E & IC451. 2M and 70cm ALL MODE BASE STATIONS.** Both well proven designs with twin VFO's, variable tuning rates and power output, scanners and memory channels, automatic repeater operation with full reverse, 144-146 or 430-440, 10W output on FM, SSB and CW, built-in 12 and 240V supplies. None other like them.



PLEASE RING US FOR THE LATEST PRICES, YOU MAY CALL  
AFTER HOURS USING OUR ANSAFONE ON 02273 63850

## ALL TONO PRODUCTS NOW IN STOCK

### TONO PRICE LIST

Communications			Preamps		
7000E	CW/RTTY/ASCII Terminal Tx/Rx	599.00	RX-144	Mast Head Preamp For 2 Metres	65.00
350	CW/RTTY/ASCII Terminal Rx Only	259.00	RX-430	Mast Head Preamp For 2 Metres	70.00
CRT120G	VDU 12 inch Green Screen Mains Power	125.00	<b>SWR/Power</b>		
HC900	Intelligent Line Printer 4 Cases +	590.00	ASW-180	1.8-160 Mhz	45.80
HC800	Line Printer Centronics	449.00	ASW-430	430 Mhz	49.50
SK7	Plug Adaptor For Printers	8.50	<b>TASCO TELEREADER</b>		
<b>Linears</b>			<b>Communications</b>		
2M-50W	40Watt Linear For 2 Metres	65.00	CWR-685	CW/RTTY Terminal + VDU + Keyboard. Tx & Rx	699.00
2M-100W	90Watt Linear For 2 Metres	115.00	CWR-680	CW/RTTY Terminal Rx Only No VDU	189.00
MR-150W	140Watt Linear For 2 Metres	159.00	CWR-670	As Above But De-Luxe Model	259.00
MR-250W	210Watt Linear For 2 Metres	259.00			
MR28	100Watt Linear For 10 Metres	65.00			
UC70	50Watt Linear For 70cms	149.00			

### AGENTS (PHONE FIRST - evenings and weekends only)

Scotland Jack GM8GEC (031-665-2420)  
North West Gordon G3LEQ (0565 4040)  
Ansafone Service available

Wales Tony GW3FKO (0874 2772 or 3992)  
Midlands Tony G8AVH (021-329-2305)



(The management and staff of THANET wish all our Customers a Merry Xmas and Happy New Year)

# TRANSFORMERS + VAT 15%

**30 VOLT RANGE (Split Sec)**  
Sec Voltages available 3, 4, 5, 6, 8, 9, 10, 12, 15, 18, 20, 24, 30V or 12V-0-12V or 15V-0-15V.

Ref.	Amps	Price	P&P
112	5	2.90	1.00
73	1	3.33	1.00
3	2	6.35	1.20
20	3	7.39	1.44
21	4	8.79	1.60
51	5	10.86	1.60
117	6	12.29	1.72
88	8	16.45	1.96
89	10	18.58	2.00
90	12	21.09	2.04
91	15	24.18	O.A.
92	20	32.40	O.A.

**50 VOLT RANGE (Split Sec) Pri 120/240V**  
Sec 50V Voltages available 5, 7, 8, 10, 13, 15, 17, 20, 33, 40 or 20V-0-20V or 25V-0-25Vamps

Ref.	50V	25V	Price	P&P
102	5	1	3.75	1.20
103	1	2	4.57	1.20
104	2	4	7.88	1.44
105	3	6	9.42	1.60
106	4	8	12.82	1.72
107	6	12	16.37	1.84
118	8	16	22.29	2.20
119	10	20	27.48	O.A.
109	12	24	32.88	O.A.

**MAINS ISOLATORS (SCREENED)**  
Pri 0-100-120V (120, 220, 240V) Sec 60-55-0-55-60 twice to give 55, 60, 110, 115, 120, 125, 175, 180, 220, 225, 230, 235, 240.

Ref.	VA	Price	P & F
*07	20	4.84	1.20
149	60	7.37	1.20
150	100	9.38	1.44
151	200	12.28	1.72
152	250	14.61	2.04
154	500	22.52	2.20
155	750	32.03	O.A.
156	1000	40.92	O.A.
157	1500	56.52	O.A.
158	2000	67.99	O.A.
159	3000	95.33	O.A.

\*Pri 0-240V Sec 115 or 240V  
State sec. volts required

**CASED AUTO TRANSFORMERS**  
240V cable in 115V USA flat pin outlets

VA	Price	P & P	Ref.
20	6.55	0.95	56W
75	8.50	1.20	64W
150	11.00	1.44	4W
250	13.39	1.44	69W
500	20.13	2.04	67W
1000	30.67	2.20	84W
2000	54.97	O.A.	95W

UK Postage as quoted.  
Overseas postage extra.  
Voltages stated are on full load  
**Continuous Ratings**

**60 VOLT RANGE (Split Sec)**  
Pri 120/240V. Voltages available 6, 8, 10, 12, 15, 18, 20, 24, 30, 36, 40, 48, 60 or 24V-0-24V or 30V-0-30V.

Ref.	Amps	Price	P&P
124	5	4.27	1.20
126	1	6.50	1.20
127	2	8.36	1.60
125	3	12.10	1.72
123	4	13.77	1.96
120	6	19.87	2.04
121	8	27.92	O.A.
122	10	32.51	O.A.
189	12	37.47	O.A.

**12 OR 24V OR 12-0-12V**  
Pri 220, 240 volts

Ref.	12V	24V	Price	P&P
111	0.5	0.25	2.42	0.95
213	1	0	2.90	1.00
71	2	1	3.86	1.00
85	0	2	4.46	1.20
85	0.5	2	6.16	1.20
70	6	3	6.99	1.20
108	8	4	8.16	1.44
72	10	5	8.93	1.60
116	12	6	9.89	1.60
17	16	8	11.79	1.72
115	20	10	15.87	1.84
187	30	15	19.72	2.04
226	60	30	40.41	O.A.

**SCREENED MINIATURES**

Ref.	mA	Volts	Price	P&P
238	200	3-0-3	2.83	0.50
212	1A	0-6-0	3.14	1.00
13	100	0-9-0	2.35	0.50
235	330	0-9-0-9	2.19	0.60
207	500	0-8-9-0-8-9	3.05	0.95
208	1A	0-8-9-0-8-9	3.88	1.20
236	200	0-15-0-15	2.19	0.60
214	300	0-20-0-20	3.08	1.00
221	700	0-20-12-0-12	3.75	1.00
206	1A	0-15-20	5.09	1.20
203	500	0-15-27	4.39	1.20
204	1A	0-15-27	6.84	1.20
239	50	12-0-12	2.88	0.50
234	500	6-0-6	2.19	0.44

**NEW RANGE TRANSFORMERS**  
Pri 120/240V

Ref.	Watts	Price	P&P
2	windings	0-36V-48V/36V-0-36V/48V-0-48V	12V or 96V
1.0	431	8.12	1.44
2.0	432	12.35	1.22
3.0	433	16.17	1.96
4.0	434	20.65	2.04
5.0	435	29.30	2.20
6.0	436	36.69	O.A.
8.0	437	40.03	O.A.

**SPLIT BOBBIN TYPE**. Pri 0-115, 0-115. Sec 0-12-15-20-24-30 to give 3, 4, 5, 6, 8, 10, 12, 15, 18, 20, 24, 30V, 2 amps £4.65. P&P £1.10 + VAT.

Ref.	mA	Volts	Price	P&P
1 amp	PRI 0	220-240V sec as 2 amp.	£2.93.	P&P £1.00 + VAT.

Send 20p stamps for Catalogue. Prices correct 1/1/81.

## AUTO TRANSFORMERS

Voltages available: 105, 115, 190, 200, 210, 220, 230, 240, for step up and step down.

Ref.	VA (Watts)	£	P&P
113*	15	2.73	1.00
64	80	4.41	1.20
4	150	5.88	1.20
53	350	10.00	1.44
67	500	12.09	1.84
84	1000	20.64	2.20
93	1500	25.61	O.A.
95	2000	38.31	O.A.
73	3000	65.13	O.A.
80	4000	84.55	O.A.
57	5000	98.45	O.A.

\*0.115, 220, 240.

## "New" Constant Voltage Transformers (1%)

ALSO DOMESTIC STABILISERS to 6% for low mains voltage problems.

For "clean" mains to computers or peripherals. No transient spikes to damage I.C.'s etc.

AK250	£98.00
AK500	£129.00
AK1000	£149.00

**15V CT Range (7.5V-0-7.5V)**

Ref.	500 mA	Price	P & P
171	500 mA	2.30	0.60
172	1A	3.26	1.00
173	2A	3.95	1.00
174	3A	4.13	1.20
175	4A	6.30	1.20

**NEW RANGE TRANSFORMERS**  
Pri 120/240V

Ref.	Watts	Price	P&P
2	windings	0-36V-48V/36V-0-36V/48V-0-48V	12V or 96V
1.0	431	8.12	1.44
2.0	432	12.35	1.22
3.0	433	16.17	1.96
4.0	434	20.65	2.04
5.0	435	29.30	2.20
6.0	436	36.69	O.A.
8.0	437	40.03	O.A.

**Split Bobbin Type**. Pri 0-115, 0-115. Sec 0-12-15-20-24-30 to give 3, 4, 5, 6, 8, 10, 12, 15, 18, 20, 24, 30V, 2 amps £4.65. P&P £1.10 + VAT.

1 amp PRI 0 220-240V sec as 2 amp. £2.93. P&P £1.00 + VAT.

## OTHER PRODUCTS

**AVO TEST METERS**

AVO 8 MK5. Latest Model	£122.10
AVO 71 Electronics &	£45.80
AVO 73 TV Service	£63.90
AVO MM5 Minor	£40.50
AVO EM272 316KΩ/Volt input Z	£67.10
AVO DA116 L.C.D. Digital	£121.70
AVO DA211 L.C.D. Digital (Hand Held)	£58.50
AVO DA212 L.C.D. Digital	£74.00
Battery MEGGER BM7/500V	£65.30
Wee MEGGER hand crank	£97.20

Plus P&P £1.32 + VAT 15%  
All Avos Meggers & accessories available.

**TOROIDAL TRANSFORMER**  
Now available 30VA, 60, 100, 160, 230, 330, 530VA.  
**SEND STAMP FOR LIST**

**EDUCATIONAL METERS (Moving Coil)**

0-10A, 0-30V. Freestanding large scale easily read meters with top screw terminals for quick connections.	£4.50
P&P 66p + VAT. Size 75 x 78mm scale.	

**SPECIAL OFFER**  
25W Soldering Iron to BS Spec. £1.75 P&P 30p + VAT 15%.

**Antex Soldering Irons** CN240 15W & 25W £4.58 each. Safety Stand £1.75 P&P 52p each.

**P.W. Purbeck** oscilloscope transformer 250-0-250; 6-3V; 12-9V (author approved) £9.42 £1.04

**Precision De-Solder Pumps** - Spring loaded quick action button release for one hand working. Large £5.10 P&P 35p + VAT. Small £4.75 P&P 30p + VAT. Replacement tips Small 65p + VAT. Large 86p + VAT.

**25W Soldering Iron to BS Spec. £1.75 P&P 30p + VAT 15%.**

**Telephones** - Latest model 746, 2 tone grey £11.50. Other Types Available.

**Antex Soldering Irons** CN240 15W & 25W £4.58 each. Safety Stand £1.75 P&P 52p each.

**METAL OXIDE RESISTORS £1 per 100 (Electrosil) TR4 5%**  
390Ω/470Ω/510Ω/560Ω/820Ω/1K/1K1/1K2/1K6/1K8/2K/2K4/3K/16K/20K/22K/24K/47K/82K/100K/110K/120K/130K/180K/220K/270K/300K. P&P 50p + VAT.

**100W Soldering Gun** includes bulb for spot-on joints £5.39 + VAT.

**PANEL METERS**

Size	Scale	Price	P&P
43mm - 43mm	82mm - 78mm	6-70	
0-50μA	0-50μA	6-70	
0-500μA	0-500μA	6-70	
0-1mA	0-1mA	6-70	
0-30V	0-30V	6-70	

**Jewellers Screwdriver Set** £2.00 + VAT. P&P 40p + VAT.

**BATTERY ELIMINATORS**  
Plugs into 13A socket 3, 6, 7.5, 9, 12V DC + 300 mA output £5.10 P&P 60p + VAT.

**BRIDGE RECTIFIERS**

100V 25A	£1.80	500V
100V 50A	£2.20	PM7A6
200V 2A	£0.52	12A
200V 4A	£0.75	£3.75
400V 1A	£0.25	
400V 4A	£0.98	P&P 20p
400V 6A	£1.44	

**Barrie Electronics Ltd.**  
3, THE MINORIES, LONDON EC3N 1BJ  
TELEPHONE: 01-488 3316/7/8  
NEAREST TUBE STATIONS: ALDGATE & LIVERPOOL ST

Unable to summon help in one of these emergencies?



**FIRE  
BURGLARY  
MEDICAL HELP  
INTRUDERS**  
Do not be helpless any more!



**NOW!**  
Phone Alarm automatically phones an alarm at a touch of a button, if you fall to the ground, are overcome by smoke or by intruders. Ideal for invalids, the elderly or anybody vulnerable.

Send today for details of alarm systems.  
Available both for home and business.  
British Telecom certified and non-certified systems available.  
Equipment subject to HO Licensing Regulations.



**REGD. OFFICE,  
PARK CHAMBERS,  
7 INVERNESS PLACE,  
LONDON, W2 4RG, ENGLAND.**

## ARE YOU FED UP WITH T.V.I. FROM C.B.s?

If so then why not try our television interference filter built to television standard and solve your problems. Our high pass filter plugs straight into the aerial socket of your T.V. set and the aerial plugs into the back of the filter. This takes a matter of seconds, and your T.V.I. problem is cured. So why not send for yours today, @ £4.50 + VAT and forget about T.V.I. From:

**George Alan Electronics Limited,**  
Nassau Buildings,  
Cawdor Street,  
Eccles, M30 0QF  
Telephone: 061-789 0291

We also manufacture power supplies for C.B.s and Ham radios all fully protected in 13.8 volts and 5 Amp, 10 Amp, 25 Amp versions. EG 25 Amp version £80.00 + VAT. We also produce a wide range of products.  
Trade enquiries welcome.

# AMATEUR RADIO EXCHANGE




Since opening our doors five years ago, we have always emphasised the very personal contact between ourselves and our customers. And having, in that short time, built up London's number-one amateur radio retail business, we must have been doing at least some of the right things... giving you the widest possible choice of makes and types of equipment **plus** easy part-exchange facilities... passing on the price benefits of keen buying here and abroad... and providing high-grade after-sales service on everything we sell.

However, there are always people who, because it's inconvenient or else they know exactly what they want, either can't or don't come to Ealing to browse. So, to meet their needs, we have also developed our mail-order operation so that we can virtually guarantee same-day dispatch on any orders received by 4pm — just ask for further details. The only thing we can't offer our postal and telephone customers is a cup of Brenda's coffee!

**SEASON'S GREETINGS FROM BRENDA (G8SXY) AND BERNIE (G4AOG)**

## SONY ICF-2001


Made by one of the world's electronics giants, this unique HF communications receiver is as easy to use as a calculator, and so compact you can slip it into your briefcase. Its combination of keyboard entry and LCD provides exact, drift-free reception right across its range, AM/SSB/CW 150kHz-30MHz and FM 76-108MHz. To operate it just enter the frequency you want via the keyboard, and you can automatically scan for stations between any two frequencies. There are also up to 6 station pre-sets, where you key desired frequencies into the memory and recall them with a single key stroke. LCD is used for frequency readout, indication on pre-sets, error indication and Sleep Timer settings (up to 90 minutes), and there is also a Phase Lock Loop synthesiser for exceptional tuning accuracy and drift-free SSB reception.



**SPECIAL CHRISTMAS OFFER PRICE £139  
OR £159 WITH MATCHING POWER SUPPLY**


## FT-101 Mk III

The tried and tested Yaesu HF base station, now with audio peak filter and reject notch filter as standard and choice of AM or FM. **PHONE FOR PRICES INCLUDING FREE COOLING FAN AND MIC.**



## SX-200N

Another of our sophisticated scanning receivers. Similar functions to the BEARCAT, but even wider frequency coverage, and with AM and FM right across its range. **£262.75 inc. VAT.**



## FT-208R/FT-708R

Yaesu's marvellous new hand-held for either 2m or 70cm operation. Its LCD display (with night-lamp feature) is coupled to a 4-bit microprocessor giving 10 memories, up/down scanning in 12.5/25/50kc steps (manual or auto) plus memory scan and scanning between two desired frequencies, priority channel with search-back, keyboard entry allowing split frequency for non-standard repeaters... and lots more. **PHONE FOR PRICES incl. FREE 12V DC to DC CONVERTER**



## FRG-7700

Yaesu's latest receiver with FM right across the band now offers all these optional extras \*Memory facility \*FRT-7700 Aerial Tuning Unit at only **£37.85** \*Four VHF converters running from 50MHz up to 170MHz.

**BASIC RECEIVER £319 inc. VAT and FREE HELISCAN AERIAL**  
Converter specifications \* Phone for Prices

FRV-7700A	118-130MHz	130-140MHz	140-150MHz
FRV-7700B	118-130MHz	140-150MHz	50-60MHz
FRV-7700C	140-150MHz	150-160MHz	160-170MHz
FRV-7700D	118-130MHz	140-150MHz	70-80MHz

LICENSED CREDIT BROKERS \* Ask for written quotation.  
INSTANT HP AND 6-MONTHS NO-INTEREST HP TERMS AVAILABLE  
FOR LICENSED AMATEURS AND BANK/CREDIT CARD HOLDERS



Credit card sales by telephone

**STOP PRESS!!** Some price increases notified by manufacturers, but we will hold advertised figures while stocks last.

All prices include VAT, but p&p/carriage are extra. Please allow 14 days for delivery.

**2 NORTHFIELD ROAD, EALING, LONDON, W13 9SY.**  
Tel: 01-579 5311 Closed Wednesday, but use our 24-hour AnsaFone service. So easy for Overseas visitors. Northfields is just seven stops from Heathrow on the Piccadilly Line.

**136 GLADSTONE STREET, ST. HELENS, MERSEYSIDE. Tel: 0744 53157**  
Our North West branch run by Mike (G8EWU).  
Regret opening delay until early '82

## SMC SERVICE

Free Finance on many items. Two-year guarantee on Yaesu. Free Securicor on major Yaesu items. Access and Barclaycard over the telephone. Biggest Branch, Agent and Dealer network. Ably staffed, courteous, Service Department. "B Services" Securicor contract at £3.50!! Biggest stocks of amateur equipment in UK. Twenty-two years of professional experience.

## FREE FINANCE

On regular priced items from: Yaesu, Ascot SMCHS, CDE, HyGain, Channel Master, Hansen, SMC, MFJ, KLM, Mirage and Hy Mound, on invoices over £100 SMC offers Free Finance! How is it done? Simple, pay 20%, split the balance equally over 6 months or pay 50% down and split the balance over a year. You pay no more than the cash price!!

## YAESU MUSEN

SMC are proud to be UK agents for Yaesu Musen the brand leader in Amateur Radio. Their exclusive concentration on communications equipment – The most diverse product line and a reputation for continuous innovation are your assurances that SMC and Yaesu can provide equipment to exactly fit your needs and you will be at, and remain at, the forefront of today's high technology.

## GUARANTEE

Yaesu's own warranty does not extend outside Japan. Repairs are the responsibility of the UK dealer selling the set. SMC's two-year guarantee is backed, as UK distributors, by daily contact with the factory and many tens of thousands of pounds of spares and test equipment. Avoid hawkers offering sets without serial numbers, spares, service or advice back-up.



# FT ONE £1295 (inc. VAT)

### COVERAGE

RX; 150 KHz-30 MHz. Continuous general coverage.  
TX; 160-10m (9 bands). 1.5-30 MHz commercial version.

### MODES

All modes; AM, CW, FM, FSK, LSB, USB.  
Tx and Rx on opposite sidebands possible.

### FREQUENCY SELECTION

No bandswitch. Multiple methods of frequency setting. Main dial; "velvet smooth" 10 Hz resolution, 3 speeds; Set MHz, KHz/R – Normal, KHz/R – Fine, Controls RIT or offset (synthesised clarifier).  
Inbuilt Keypad; direct digital entry to 100 Hz, Fast/slow, up/down tuning, Scanning manual or auto mode.

### RECEIVER

Receiver dynamic range up to 100 dB. Pair of low noise power transistors in RF. Ring mixer with LO injection at 10 dBm. Advanced variable threshold noise blanker. AGC: slow-fast-off. Squelch control. Variable RF attenuator and RF gain circuits. SSB; Variable bandwidth and IF shift. 3 CW and 2 FSK bandwidth positions. 300 Hz, 600 Hz, 2,400 → 300 Hz, 6 KHz, 12 KHz.

### TRANSMITTER

100w RF, (50% duty FSK) all solid state. No preselector, no "plate" tune, no loading controls. Mains and 12V DC. Switch-mode PSU built in. CW change over delay adjustable through to full break in. Electronic keyer built in. Drive level control. Front panel adjustable VOX. Signal monitor feature. RF processor, compression control concentric with mic gain. Auto mic gain, reduces extraneous off mic noises.

### MEMORY

Two memory banks (A + B) each with 10 slots. Simplex or Semi duplex A, B, RxA/TxB, TxA/RxB. ANY frequency storable. ANY TX-RX split within coverage. RIT offset stored together with memory channel.

### METERING


Two large moving coil meters (+3 digitals and 12 leds). R.H. (Rx-TX); 'S' (1-9, + 20, + 40, + 60 dB) and ALC level. L.H. switched; Ic (20A), Va, Discriminator (FMzero), Compression (0-25 dB), Forward, Reflected. Digital readout to 100 Hz. Analogue markings for "feel". Dedicated digital readout of RIT offset to ±9.9 KHz. Digital readout of memory channel number recalled. LED's; Processor, Noise blanker, Auto mic gain, Monitor, Peak – Notch filter, Scan, Transceive, TX – RX Clarify, Dial Lock, Tx Disabled.

## FT207R

£169.00 buys you a Yaesu FT207R an IC2F or an AR240 (with £10.00 change) synthesised handheld transceiver. The FT207R steps in 12½ KHz (Not 10 KHz with added "5 up" switch) it scans for occupied or empty channels (no scanning) it has 4 channels of memory (none) and "auto revert" priority mode (none), programmable and ± 600 KHz splits (±600 KHz only), one could go on — but we would probably not have any left by the time you read this!!

## FT720

A unique modular VHF/UHF FM transceiver system at a remarkable price. Take a tiny FT720R control head for £115.00 plug in a 720R' 2M ('V 10w £130.00, 'VH 25w £140.00) or 70cm ('U 10w £150.00) RF deck or operate it remotely with a 200cm or 400cm (E72S £15.00 or E72L £20.00) extension cable. Better still, buy a switching box (S72 £55.00) to enable control of a 2m and a 70cms deck from one control head, for the neatest installation around.



**FT208R**  
£209.00  
2.5w, 2m  
12.5/25 KHz  
Synthesised

**FT708R**  
£219.00  
1w, 70cms  
25 KHz  
Synthesised



## FRG7700 £329

0.15-30 MHz General Coverage Receiver AM/SSB/CW/FM (Memory Version £409).



## FT902DM £885

10-160m. SSB, CW, AM, FM, Deluxe digital, Keyer, fan, variable bandwidth etc.

\*FT902D £800  
\*FT902DE £790

9  
0  
2

FTV901R Transverter Frame, 3 band £195  
FV901DM Digital VFO, 40 mem. Scan £260  
YO901P Monitor scope/Panadaptor £330  
FC902 Antenna tuner unit £135  
SP901 Speaker (Patch version £55) £31



## FT707 £569

10-80m. 100w PEP. SSB, AM, CW, Variable IF bandwidth, Digital (10w model £485).

7  
0  
7

FP707 Mains P.S.U. (20A) £125  
FC707 Antenna tuner £85  
FV707DM Digital VFO 6 Mem £203  
FTV707R Transverter Frame, 1 Band £90  
50TV £70, 70TV £80, 144TV £100,  
430TV £185.



## FT209R £249

2m, synthesised, 25 + 12½ KHz steps FM, 1 KHz + 100 Hz steps SSB, 2½W PEP.



## FT480R £379

2m Synthesised, 25 12½, 1 KHz steps FM, 1 KHz, 100, 10 Hz steps SSB, 10W PEP.



## FT107M £725

10-160m. 100w PEP, SSB, AM, CW, Variable IF. Deluxe all solid state. (DMS version £799).

1  
0  
7

FP107E Mains PSU External £113  
FP107 Mains PSU Internal £102  
FTV107 Transverter frame 2 band £119  
FV107 External VFO £98  
FC107 Antenna Tuner £112



PRICES INCLUDE VAT @ 15%



FREE SECURICOR DELIVERY

2 YEAR IMPORTER WARRANTY



# SOUTH MIDLANDS COMMUNICATIONS LIMITED

S. M. HOUSE, OSBORNE ROAD, TOTTON, SOUTHAMPTON, SO4 4DN, ENGLAND  
Tel: Totton (0703) 867333, Telex: 477351 SMCOMM G, Telegram: "Aerial" Southampton

A	G3ZUL	Brian	Stourbridge	(03843) 5917
G	G13KDR	John	Bangor	(0247) 55162
E	GM8GEC	Jack	Edinburgh	(031665) 2420
N	G13WVY	Mervyn	Tandragee	(0762) 840656
T	GW3TMP	Howarth	Pontybodkin	(035287) 846/324
S	GW8EBB	Peter	Swansea	(0792) 872525
	GJ4ICD	Geoff	Jersey	(0534) 26786
	G4EQS	Simon	Redcar	(0642) 480808

**LEEDS**  
S.M.C. (Leeds)  
257 Otley Road,  
Leeds 16, Yorkshire.  
Leeds (0532) 782326  
9-5.30 Monday-Saturday

**CHESTERFIELD**  
S.M.C. (Jack Tweedy) Ltd  
102 High Street,  
New Whittington, Chesterfield.  
Chesterfield (0246) 453340  
9-5 Tuesday-Saturday

**WOODHALL SPA**  
S.M.C. (Jack Tweedy) LTD  
150 Horncastle Road,  
Woodhall Spa, Lincolnshire.  
Woodhall Spa (0526) 52793  
9-5 Tuesday-Saturday

# ILP TOROIDALS UNBEATABLE VALUE FOR MONEY!

New production capacity at Canterbury has increased our range, decreased our prices, improved our special customer design service. Choose from toroidal transformers in a range of 98 types.



Order using the FREEPOST coupon below. Trade enquiries are welcome. Supplied with rigid mounting kit with centre bolt, steel and neoprene washers. GUARANTEED 5 YEARS

TYPE	SERIES No	SECONDARY VOLTS	RMS CURRENT	PRICE inc. VAT	PRICE ex. VAT
30 VA 70 x 30mm 0.45 Kg Regulation 18%	7K010	6+6	2.50	£4.48	
	7K011	9+9	1.66	+ £1.03	+ £1.10
	7K012	12+12	1.25	+ £0.87	+ £0.92
	7K013	15+15	1.00		
	7K014	18+18	0.83		
	7K015	22+22	0.68		
	7K016	25+25	0.60		
50 VA 80 x 35mm 0.9 Kg Regulation 13%	7K010	6+6	4.16	£6.83	£6.93
	7K011	9+9	2.77	+ £1.10	+ £1.10
	7K012	12+12	2.08	+ £0.87	+ £0.92
	7K013	15+15	1.66		
	7K014	18+18	1.38		
	7K015	22+22	1.03		
	7K016	25+25	0.83		
80 VA 90 x 30mm 1 Kg Regulation 12%	3K010	6+6	6.64	£6.51	£6.47
	3K011	9+9	4.44	+ £1.43	+ £1.43
	3K012	12+12	3.33		
	3K013	15+15	2.66		
	3K014	18+18	2.22		
	3K015	22+22	1.81		
	3K016	25+25	1.60		
120 VA 90 x 40mm 1.7 Kg Regulation 11%	4K010	6+6	10.00	£7.55	£6.38
	4K011	9+9	6.66	+ £1.43	+ £1.43
	4K012	12+12	5.00		
	4K013	15+15	4.00		
	4K014	18+18	3.33		
	4K015	22+22	2.77		
	4K016	25+25	2.40		
160 VA 110 x 40mm 1.8 Kg Regulation 8%	5K011	9+9	8.89	£9.97	£8.44
	5K012	12+12	6.66	+ £1.43	+ £1.43
	5K013	15+15	5.33		
	5K014	18+18	4.44		
	5K015	22+22	3.63		
	5K016	25+25	3.20		
	5K017	30+30	2.78		
220 VA 140 x 50mm 4 Kg Regulation 4%	6K010	6+6	16.67	£17.50	£15.54
	6K011	9+9	11.11	+ £1.43	+ £1.43
	6K012	12+12	8.33		
	6K013	15+15	6.67		
	6K014	18+18	5.56		
	6K015	22+22	4.76		
	6K016	25+25	4.17		

TYPE	SERIES No	SECONDARY VOLTS	RMS CURRENT	PRICE inc. VAT	PRICE ex. VAT
275 VA 110 x 45mm 2.7 Kg Regulation 7%	6K012	12+12	9.38	£11.83	£10.06
	6K013	15+15	7.50	+ £1.73	+ £1.73
	6K014	18+18	6.25		
	6K015	22+22	5.11		
	6K016	25+25	4.50		
	6K017	30+30	3.75		
	6K018	35+35	3.21		
	6K019	40+40	2.81		
	6K020	45+45	2.50		
	6K021	50+50	2.25		
300 VA 110 x 50mm 2.6 Kg Regulation 6%	7K010	6+6	11.0	£13.67	£11.66
	7K011	9+9	7.33	+ £1.73	+ £1.73
	7K012	12+12	5.50		
	7K013	15+15	4.44		
	7K014	18+18	3.70		
	7K015	22+22	3.03		
	7K016	25+25	2.67		
	7K017	30+30	2.22		
	7K018	35+35	1.90		
	7K019	40+40	1.67		
500 VA 140 x 60mm 4 Kg Regulation 4%	8K016	25+25	10.00	£18.17	£15.53
	8K017	30+30	8.33	+ £2.05	+ £2.05
	8K018	35+35	7.14		
	8K019	40+40	6.25		
	8K020	45+45	5.56		
	8K021	50+50	5.00		
	8K022	55+55	4.54		
	8K023	60+60	4.17		
	8K024	65+65	3.85		
	8K025	70+70	3.57		
675 VA 140 x 75mm 5 Kg Regulation 4%	9K017	30+30	10.41	£25.10	£21.54
	9K018	35+35	8.92	+ £2.20	+ £2.20
	9K019	40+40	7.81		
	9K020	45+45	6.94		
	9K021	50+50	6.25		

**IMPORTANT:** Regulation — All voltages quoted are FULL LOAD. Please add regulation figure to secondary voltage to obtain off load voltage.

**The benefits of ILP toroidal transformers**  
ILP toroidal transformers are only half the weight and height of their laminated equivalents, and are available with 110V, 220V or 240V primaries coded as follows:  
For 110V primary insert "0" in place of "X" in type number.  
For 220V primary (Europe) insert "1" in place of "X" in type number.  
For 240V primary (UK) insert "2" in place of "X" in type number.  
**How to order Freepost:**  
Use this coupon, or a separate sheet of paper, to order these products, or any products from other ILP Electronics advertisements. No stamp is needed if you address to Freepost. Cheques and postal orders must be crossed and payable to ILP Electronics Ltd: cash must be registered. C.O.D. — add £1 to total order value. Access and Barclaycard welcome. All UK orders sent post free within 7 days of receipt of order for single and small quantity orders. Also available at Electrovalve, Maplin, Marshalls, Technomatic and Watford Electronics.  
ILP Electronics Ltd., Graham Bell House, Roper Close, Canterbury, Kent. CT2 7EP.

Please send me the following ILP modules PW/1/82

Total purchase price

I enclose Cheque  Postal Orders  Int. Money Order

Please debit my Access/Barclaycard No.

Name \_\_\_\_\_

Address \_\_\_\_\_

Signature \_\_\_\_\_

Post to: ILP Electronics Ltd, Freepost 2, Graham Bell House, Roper Close, Canterbury CT2 7EP, Kent, England.  
Telephone (0227) 54778 Technical (0227) 64723 Telex 965780



## STAY AHEAD. STAY WITH US

# Auto Marine



Your Official Yaesu Dealer in Greater Manchester for the North West.

Distributor of Jaybeam Antennas. Main Cushcraft Dealer. Agent for TAL, LAR, Microwave Modules, Western, Revco, Mosley, Drae, Shure.



We carry a full range of station equipment including SWR and Power Meters, Connectors, Co-Axial Cables and Switches, Rotators, Power Supplies and a Full Stock of RSGB Books and Maps.

MOSLEY



Our prices are competitive. Just send SAE for our catalogue and price list. Special package deal for new licensees setting up station.



Credit Card and Hire Purchase facilities with written quote on request. Telephone answering machine after hours. Open Tuesday to Saturday. Monday by appointment.



**AUTO MARINE DEVELOPMENT COMPANY**  
60 ORLANDO STREET, BOLTON  
Phone (0204) 21059



## RADIATION DETECTORS

BE PREPARED

VIEW THRU LENS



- THIS DOSIMETER WILL AUTOMATICALLY DETECT GAMMA AND X-RAYS
  - UNIT IS SIZE OF FOUNTAIN PEN & CLIPS ONTO TOP POCKET
  - PRECISION INSTRUMENT METAL CASED WEIGHT 20Z
  - MANUFACTURERS CURRENT PRICE OF A SIMILAR MODEL OVER £25 EACH
- British design & manufacture  
Tested & fully guaranteed  
Ex-stock delivery

**£6.95** inc. v.a.t.  
Post & Pack 60p

Ideal for the experimenter  
COMPLETE WITH DATA



404 EDGWARE ROAD LONDON W2 1ED



## THIS Christmas treat yourself to a HOME RADIO CATALOGUE

- About 2,000 items clearly listed.
- Profusely illustrated throughout.
- Large A-4 size pages.
- Bargain list, order form and 2 coupons each worth 25p if used as directed, all supplied free.

Price £1, plus 50p for post, packing and insurance.

Send cheque or P.O. for £1.50


**HOME RADIO Components LTD**  
Dept. PW, P.O. Box 92, 215 London Road, Mitcham, Surrey. 01-543 5659

It's on it's way . . .

the brand new **1982** edition of the

# World Radio TV Handbook.

The *only* authoritative directory of International Broadcasting!  
The standard reference of DXer's, SWL's and professionals!



\* Special articles will include:-

● Larry Magne's in depth tests on latest SW receivers, including some brand new models.

● Top U.S. DXer Jerry Berg gives an experienced reader's views on using **WRTH**.

● Plus various stories and features of interest to listeners around the world.

\* Completely updated reference section with frequencies, times, languages, addresses, and details of all known SW, and most MW stations.

\* UK price only £9.95

\* Listing by frequency of the worlds SW/MW/LW stations, and *essential* information for the active listener.

## W.R.T.H. will be published 1st February 1982

Available from your bookseller or direct from:-

**UK TRADE**  
Argus Books Ltd.  
14 St. James Rd.  
Watford  
Herts.

**USA**  
Billboard Publications  
Watson Gup till  
One Astor Plaza  
New York 10036

**EUROPE**  
J. Frost  
Soliljevej 44  
2650 Hvidovre  
Denmark



# THE CQ CENTRE

10 MERTON PARK PARADE 543 5150  
(Adj Merton Hall Rd)  
KINGSTON RD SW19

A sincere welcome to all Radio Amateurs and short wave listeners. We would like to thank all our customers who supported us at Leicester, and the organisers of the show.

CB becomes legal on the 2nd November, and we will be stocking a quality range of transceivers and accessories at our usual realistic prices – this we feel will be the gateway for many to the world of amateur radio.

On the amateur front we shall be continuing our wide range of new and second hand equipment including all the popular names – Yaesu – Trio – Icom – FDK – Microwave Modules – Jaybeam etc and we are still urgently seeking second hand equipment to purchase, working or not – try us last for a sensible price. Free 5/8 drill mount antenna (British made) with every new or second hand VHF rig.

Always in stock are the HB9CV beam and Slim Jim antennas, at £7.50 and £6.50 respectively, but due to changes in postal regulations it is not practical to mail order these singly. An extensive range of aerial equipment in stock – everything you should need, such as poles (1 + 2 inch), wall brackets (T + F), chimney lashing kits, clamps, guy rings and wire, tensioners and masts etc.

Please note that we are open till 8 pm Wednesdays and Fridays, 6 pm otherwise including Saturday, so call in or ring, for helpful advice.

*Equipment may also be sold on a sale or return basis, for a nominal charge.*

*Latest lines include the Microwave Modules Morse talker and the new 11/8 mobile aerial (7.5dB).*

HF – VHF – UHF

CB – AMATEUR – PMR – MARINE

ACCESS – BARCLAYCARD – HP (6 MTHS INTEREST FREE)

73's from Bob, Ian and Paul at

**LONDON'S BRIGHTEST & NEWEST EMPORIUM . .**

## T. POWELL IONISER KIT

This negative ion generator gives you the power to saturate your home or office with millions of refreshing ions. Without fans or moving parts it puts out a pleasant breeze. A pure flow of ions pours out like water from a fountain, filling your room. The result? Your air feels fresh, pure, crisp and wonderfully refreshing.

All parts, PCB and full instructions ..... £12.50  
A suitable case, including front panel, neon switch etc. .... £6.50

### P.W. KITS

PW NIMBUS – Complete kit still available ..... £80.00 (without xtals)  
Add-on base unit ..... £38.00  
Wideband RF Pre-Amp ..... £7.50  
AF Speech Processor ..... £18.00  
Beginners 2 meter Converter ..... £15.00  
Model Railway Controller ..... £21.50  
VHF/UHF Repeater Station Timer (Main board only) ..... £22.50  
Active receiving Antenna ..... £9.00  
Beginners Short Wave Receiver (Components only) ..... £13.50  
Audio Field Strength Meter ..... £10.00  
Automatic Cut Out Power Supply ..... P.O.A.  
Supplementary Car Audio Amplifier ..... P.O.A.

### SPECIAL OFFERS

FUSEHOLDERS (20mm chassis mounting) ..... 10 for 30p  
..... 100 for £2.50  
..... 1000 for £20.00

TOSHIBA TA 7205 ..... £1.50  
PHILIPS SCOPE TUBES – 5" CV 2191/DG 132 ..... £12.65  
MULLARD COMPUTER ELECTROLYTICS 21,000/40V ..... £4.50

All prices include VAT and postage & packing.

Please allow 28 days for delivery.

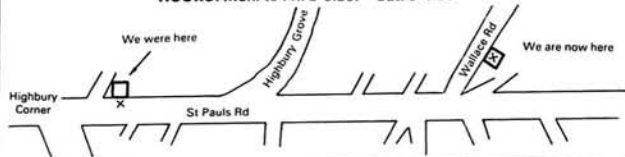
Callers: Please ring to check availability of kits before calling.

**PLEASE NOTE OUR NEW ADDRESS:**

Advance Works, 44 Wallace Rd., London N1.

Our 'Phone number is still: 226 1489

HOURS: Mon. to Fri. 9-5.30. Sat. 9-4.30.



## GIVE YOUR SIGNAL A HEAD START

The SM30 purpose designed telescopic tiltover mast, slim silhouette, structured for single winch operation extend from about 15ft up to 31ft tilts down to 3ft. Self supporting with many small to medium sized arrays or can be guyed for larger HF types.

### NOTE THESE FEATURES

- \*WALL OR POST MOUNTING. \*ONE WINCH OPERATION.
- \*OPTIONAL HEAD UNITS – PLATE OR 1 3/4" TUBE (extra).
- \*SAFETY UP LOCK AND ANTI-DROP DEVICE.
- \*GALVANIZED FINISH. \*ENGINEERED TO B.S.I. STDS.

### PRICES

SM30 post or wall mounting ..... £198.00  
RT1 1 3/4" reducer tube ..... 9.50  
RH1 Rotator Head ..... 25.00

Prices incl. VAT and UK carr. C.W.D.

### ALTRON QM1 Q-MOUNT. The Quick Solution To A Tricky Problem!!

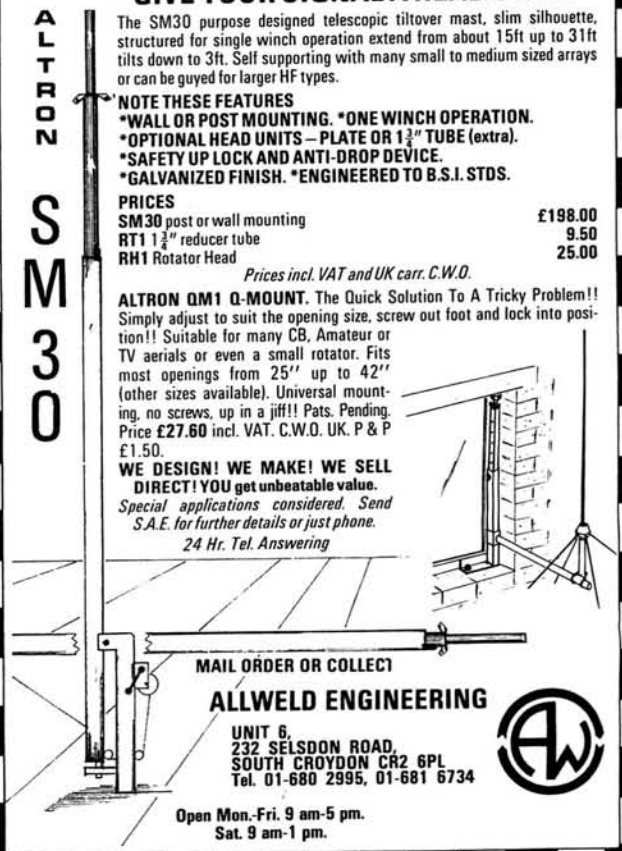
Simply adjust to suit the opening size, screw out foot and lock into position!! Suitable for many CB, Amateur or TV aerials or even a small rotator. Fits most openings from 25" up to 42" (other sizes available). Universal mounting, no screws, up in a jiff!! Pats. Pending. Price £27.60 incl. VAT. C.W.D. UK. P & P £1.50.

**WE DESIGN! WE MAKE! WE SELL DIRECT! YOU get unbeatable value.**

Special applications considered. Send S.A.E. for further details or just phone.

24 Hr. Tel. Answering

ALTRON  
SM30



MAIL ORDER OR COLLECT

**ALLWELD ENGINEERING**

UNIT 6,  
232 SELSDON ROAD,  
SOUTH CROYDON CR2 6PL  
Tel. 01-680 2995, 01-681 6734



Open Mon.-Fri. 9 am-5 pm.  
Sat. 9 am-1 pm.



# CHATTER-BOXES SERVED HERE.



Realistic is the biggest name in Citizens Band Radio and accessories – and you will be able to buy the full range at Tandy – the world's largest retailer of CB equipment!

**REALISTIC®**  
**CB from Tandy**

**WATCH PRESS FOR FORTHCOMING ANNOUNCEMENTS**

# SOFTWARE BACKUP


FOR THESE **CASIO** WORLD BEATERS

World's Most Powerful  
BASIC Pocket Computer

**FX-702P**

RRP  
£134.95

**ONLY  
£119.95**




Plus FREE MICROL Professional Programming Pack\* (RRP £9.95).

### Flattens the Sharp PC1211

Alpha/numeric dot matrix scrolling LCD. Variable input from 1680 steps, 26 memories, to 80 steps, 226 memories, all retained when switched off. Up to 10 programs. Subroutines; 10 levels. FOR:NEXT looping; 8 levels. Debugging and Editing. 55 built-in functions, including Regression and Correlation, all usable in programs. Program/Data storage on cassette via optional FA-2 adaptor (£19.95). Auto Power Off. 17x165x82mm. 176g.

### World's Fastest Programmable?



### FX-602P

- ★ LCD alpha/numeric (dot matrix) scrolling display.
- ★ Variable input from 32 program steps with 88 memories, to 512 steps with 22 memories.
- ★ Memory and program retention when switched off.
- ★ Up to 10 pairs unconditional jumps (GOTO).
- ★ Conditional jumps and count jumps. Indirect addressing. Manual jump.
- ★ Up to 9 subroutines, up to 9 levels.
- ★ 50 scientific functions, all usable in programs.
- ★ PAM (Algebraic) with 33 brackets at 11 levels.
- ★ Program and data storage on cassette tape using optional FA-2 remote control adaptor, £19.95.
- ★ Compatible with the FX-501P and FX-502P.
- ★ 9.6x71x141.2mm. 100g.

**ONLY £74.95**  
(RRP £84.95)

Plus FREE MICROL Professional Programming Pack\* (RRP £9.95).

### FP-10 MINI PRINTER

For FX-702P, FX-602P, FX-502P, FX-501P.  
Available soon. Price and delivery on application.

## CASIO FX-702P SOFTWARE

Produced by MICROL exclusively for Tempus  
10% discount on software, if you purchase your hardware from us.

### MICROL 702 USER SUPPORT

**Professional Programming Pack.** Get the best from your FX-702P with: PROFESSIONAL PROGRAMMING - practical 702 programming from the ground up plus 702 REFERENCE MANUAL - definitive guide to every 702 program command - INVALUABLE! MICROL 702PPP. Price £9.95

**Advanced Professional Programming.** Create power-packed programs with MICROL's down-to-earth guide to the advanced 702 program commands. Create simple solutions to complex problems! Available December, 1981. MICROL 802 APP. Price £7.95

### MICROL 702 APPLICATIONS SOFTWARE

**MICROL 702 Super:Calc.** At last! The power of a VISICALC-type modelling system in a pocket computer! For all scientific, statistical, business and general computing users, SUPER:CALC has to be used to be believed - create powerful programs in minutes - answer 'what if' questions - analyse trends - cut programming time up to 95%. Full range easy-use commands; SAVE/LOAD/PRINT options. FA-2 recommended; FP-10 optional. Full detail User Manual plus Program List for direct entry. Available December, 1981. MICROL 702 S:C. Price £14.95

**MICROL 702 Basic:Plus.** Add the power of up to 20 new commands to your programs! Custom-made to ease advanced programming - features include: String - number conversions; single-shot, await, timed KEY with user-controlled return values; programmable RAN # generator; DATA-PACKING - up to 2000 single digit, single name variables; INTEGRATED DISPLAY COMMANDS - display data and text with extra-low memory overheads. Modular design uses minimum memory; easy to customise. Full-detail User Manual plus Program List for direct entry. Available December, 1981. MICROL 702 B:P. Price £14.95

### SHORT FORM CATALOGUE

of latest calculators, keyboards and watches available on request.  
14p stamp appreciated.

\*Only on request, at time of ordering, RRP of 702P/602P versions, £9.95.

Price includes VAT, P&P. Delivery normally by return of post.  
Orders received by Dec. 18th should be delivered in time for Christmas.  
Send cheques, P.O., or 'phone your Access or B'card number to:-

# TEMPUS

Dept. PW, FREEPOST,  
164-167 East Road, Cambridge  
CB1 1DB. Tel. 0223 312866

## PACKER COMMUNICATIONS


### 2 METRE ATU

IMPROVE YOUR VSWR, POWER OUT AND RECEIVED SIGNALS with an ATU 145 antenna tuning unit as featured in Practical Wireless of July 1981. **£19.95**



### 2 METRE WAVEMETER

REMEMBER You need a wavemeter to comply with the conditions of your licence. Our WM-2 keeps you legal. **£22.45**



**TVI?** We think that our UL-8 high pass filter is the best you can buy, but why not judge for yourself? For Ham and CB use. **£6.85**

For a full list of all our filters please send a S.A.E.

**P-40.** The no-compromise CB AND 2 METRE Mobile antenna. Hi grade steel whip 5/8 on 2m, 1.3m on CB (within HO spec).

**£29.45** (plus £4.95 carriage)

Unit 4,

Station Industrial Estate,  
Coniston, Cumbria.  
Phone:- 09664 678.



## COMPONENTS AT REALISTIC PRICES

A random selection from our large range. Lists Enclosed with First Order.


- ELECTROLYTICS** Rad. Lead. (Voltages stocked to 350V)  
1.0/50 5p. 2.2/40 5p. 4.7/35 5p. 10/50 6p 22/16 6p. 47/10 6p. 100/40 9p. 220/10 7p. 470/40 15p. 1000/10 12p. 1000/63 Tag ended can. 50p.  
**POLYSTYRENE CAPACITORS** (Axial Lead)  
15p/125. 47/125. 68/30. 100/25. 150/63. 220/160. 470/25. 680/125 etc. etc. 3p each  
**RED COATED RADIAL POLYSTYRENES**  
180p/63. 330/63. 560/63. 680/63 4p each  
**MINIATURE 500V CERAMIC DISCS** "p" (50V & 250V Discs also stocked)  
2.2pf. 10pf. 47pf. 100pf. 220pf. 470pf. 680pf. 1000pf etc. etc. 4p each  
**SILVER MICA**  
5.6p/350. 27/350. 47/120. 150/63 8p. 220/750. 270/350 10p. 470/250 15p. 4700/500 25p.  
**HIGH VOLTAGE DISCS**  
27pf/2KV 6p. 100/3.5KV 10p. 150/4KV 11p. 470/3KV 14p. 500/16KV 25p. 1000/1KV 6p. 4700/4KV 15p. 01/1KV 8p. 01/3KV 12p. etc. etc.  
**CAPACITORS 50V to 10KV**  
Miniature Polypropylene 6p. Polyester 4p. Polycarbonate 10p.  
**TANTALUM BEAD CAPS**  
.1/35. 22/35. 33/35. 47/35. 68/35. 1/35 10p. 2.2/16. 3.3/16. 4.7/16 12p. 4.7/35. 6.8/25 14p. 6.8/35 15p. 10/16. 22/6.3 16p. 22/20 20p. 22/16 25p. 33/10. 47/6 25p. 47/16 40p. 100/16 65p. (Also other values on lists).  
**MISCELLANEOUS**  
5 pin DIN chassis skts. 180° 10p. 1uf/220V Mains Filter ITT 40p. 15KV Potted Silicon Diode Similar BY176/BY475 55p. 100K Stan. HOR P/SET 9p etc.  
**FLAMEPROOF CERAMIC WIRE WOUND RESISTORS**  
4.7 ohm 7w 12p. 120 ohm 3w 8p etc.

THERE IS A FURTHER REDUCTION FOR QUANTITIES OF 10 OFF. SEE LISTS.  
Post and Packing, add 50p per order. Post paid on orders over £6.00. Send or telephone for lists. Please add 15% VAT. Callers by appointment only. Goods by return.

C. H. J. Supplies,  
4 Station Road, Cuffley, Herts. Tel. 01-440 8959.

## HEAR MORE

**£29.95**  
inc. VAT  
p & p £1.75  
add £2.00  
for SO239.



SAE for leaflet  
Transmitting  
Omni-matches  
also available

### WITH THE SWL OMNI-MATCH

- Better matching
- Clearer signals
- Latest design
- Wider coverage
- Optimised for receiving 200 kHz-30 MHz.
- Improves any antenna/receiver combination. Goods by Return.

**LAR**  
MODULES LIMITED

60 Green Road,  
Leeds LS6 4JP  
Telephone 0532 782224



Ansafone

# BI-PAK BARGAINS

## "IRRESISTABLE RESISTOR BARGAINS"

Pak No.	Qty*	Description	Price
SX10	400	Mixed "All Type" Resistors	£1
SX11	400	Pre-formed 1/4-watt Carbon Resistors	£1
SX12	200	1/4 watt Carbon Resistors	£1
SX13	200	1/4 watt Carbon Resistors	£1
SX14	150	1/2 watt Resistors 22 ohm-2M2 Mixed	£1
SX15	100	1 and 2 watt Resistors 22 ohm-2m2 Mixed	£1

Paks SX12-15 contain a range of Carbon Film Resistors of assorted values from 22 ohms to 2.2 meg. Save pounds on these resistor paks and have a full range to cover your projects.

\*Quantities approximate, count by weight.

## "CAPABLE CAPACITOR PAKS"

Pak No.	Qty*	Description	Price
SX16	250	Capacitors Mixed Types	£1
SX17	200	Ceramic Capacitors Miniature Mixed	£1
SX18	100	Mixed Ceramics 1pf-56pf	£1
SX19	100	Mixed Ceramics 68pf-0.5mf	£1
SX20	100	Assorted Polyester/Polystyrene Capacitors	£1
SX21	60	Mixed C280 type capacitors metal foil	£1
SX22	100	Electrolytics, all sorts	£1
SX23	50	Quality Electrolytics 50-10000µf	£1
SX24	20	Tantalum Beads, mixed	£1

\*Quantities approximate, count by weight.

## AUDIO PLUGS, SOCKETS AND ACCESSORIES

**25** pieces of Audio Plugs, Sockets and Connectors to include DIN 180°-240°, Inline 3-6 Pin, Speakers, Phono, Jack, Stereo and Mono, etc. etc. Valued at well over £3 normal. Order No. SX25. Our Price £1.50 per pak. Guaranteed to save you money.

SX26	3 Pcs. of 6 pin 240° DIN Plugs and Chassis Sockets	50p
SX27	1 x Right Angle Stereo Jack Plug 6.3mm plus matching metal chassis mounting socket.	30p
SX28	4 Phono plugs and 2 dual phono connectors.	30p
SX29	1 x 2.5mm Plug to 3.5mm Socket adaptor.	20p
SX30	1 x 3.5mm Plug to 2.5mm Socket adaptor.	20p
SX31	1 x 3.5mm Plug to Phono Socket adaptor.	20p



SX32	1 x Standard Jack Plug to Phono Socket adaptor.	25p
SX33	1 x Toggle Switch SPST Miniature. 125v 10A	40p
SX34	1 x Toggle Switch SPDT Miniature. 125v 10A	40p
SX35	1 x Rocker Switch SPDT Miniature. 240v 5A	40p
SX36	1 x Right Angle Mono Jack Plug	15p
SX37	20 pieces. 1.2 & 4mm plugs and sockets (Banana). Matching colours and sizes.	£1
SX50	10 Assorted Switches. Toggle. Slide. Rocker. Push button.	£1
SX77	25 mixed cable clips and ties round grommets & plastic feet. Always sought by the project builder	50p

## TRIACS - PLASTIC

4 AMP - 400v - T0202 - TAG 136G.	
1 OFF	100 OFF
40p	£30.00
8 AMP 400v - T0220 - TAG 425	
60p	£50.00

## Everyday Electronics

Teach-in '81  
Kit 1 £15.65 (Kits 1 & 2 combined price £23.00)  
Kit 2 £ 8.94

All prices include V.A.T. & postage.

SX40	250 Silicon Diodes—Switching like IN4148 DO-35. All good—uncoded. Worth double our price. 45v 75mA.	£1.25
SX41	250 Silicon Diodes—General Purpose, like OA200/202. BAX13/16. Uncoded. 30-100v 200mA. DO-7.	£1.25



SX44	10 5A SCR's T064. 3 x 50v. 3 x 100v. 2 x 200v. 2 x 400v. Super value less than 1/2 price.	£1
SX45	10 5A SCR's T066. 2 x 50v. 2 x 100v. 4 x 200v. 2 x 400v. All coded. Brand new, a giveaway!...	£1



## SEMICONDUCTORS FROM AROUND THE WORLD

100

A Collection of Transistors, Diodes, Rectifiers, Bridges, SCR's, Triacs, IC's both Logic and Linear plus Opto's all of which are current everyday usable devices

100

Guaranteed Value over £10 at Normal Retail Price

yours for only

£4-00

Data etc. in every pak. Order No. SX56



## BI-PAK'S OPTO BARGAIN OF THE YEAR!

Valued at over £10—Normal Retail—we offer you a pack of 25 Opto devices to include LED's Large and Small in Red, Green, Yellow and Clear. 7 Segment Displays both Common Cathode and Common Anode PLUS bubble type displays—like DL-33. Photo Transistors—similar to OCP71. Photo Detectors—like MEL11-12. This whole pack of 25 devices will cost you just

25

£4-00

25

AND we guarantee your money back if you are not completely satisfied. FULL data etc included.

Order No. SX57.



## £1 FREE PAK

Get a £1 FREE PAK. Orders over £10 excluding VAT. Choose £1 Pak free (or 2 x 50p) add it to your order and save even more money.

This offer only applies to this advertisement

*Guarantee*  
Satisfaction or your money back has always been BI-PAK'S GUARANTEE and it still is. All these Sale items are in stock, in quantity and we will despatch the same day as your order is received.

## IC SOCKETS

The lowest price ever.

Pin	10 off	50 off	100 off
8	75p	£3.00	£5
14	80p	£3.25	£5.50
16	80p	£3.25	£5.50

## VOLTAGE REGULATORS

T0220	Positive +	Negative +	(please state voltage required)
	7805 - 50p	7905 - 55p	
	7812 - 50p	7912 - 55p	
	7815 - 50p	7915 - 55p	
	7824 - 50p	7924 - 55p	

Other types: LM340K - 5 volt - 18 volt - 24 volt.  
T03 - 40p. UA723 - 14 pin DIL - 40p

SX52 6 Black Heatsink will fit T0-3 and T0-220. Ready drilled. Half price value. £1

SX53 1 Power Finned Heatsink. This heatsink gives the greatest possible heat dissipation in the smallest space owing to its unique staggered fin design. pre drilled. T0-3 Size 45mm square 20mm high. 40p

SX54 T0-66 size. 35mm x 30mm x 12mm. 35p

SX55 1 Heat Efficiency Power Finned Heatsink 90mm x 80mm x 35mm High. Drilled to take up to 4 x T0-3 devices. £1.50 each

SX38	100 Silicon NPN Transistors—all perfect Coded mixed types with data and eqvt. sheet. No rejects. Real value.	£2.50
SX39	100 Silicon PNP Transistors—all perfect Coded mixed types with data and eqvt. sheet. No rejects. Fantastic value.	£2.50

**2N3055** The best known Power Transistors in the World - 2N3055 NPN 115w. Our BI-PAK Special Offer Price:  
10 off 50 off 100 off  
£3.50 £16.00 £30.00

**B0312** COMPLIMENTARY PNP POWER TRANSISTORS: TO 2N3055 Equivalent M12955 - B0312 - T03 SPECIAL PRICE £0.70 each 10 off £6.50

Use your credit card. Ring us on Ware 3182 NOW and get your order even faster. Goods normally sent 2nd Class Mail.  
Remember you must add VAT at 15% to your order. Total. Postage add 50p per Total order.

## BARGAINS

SX42	20 small .125 Red LED's	£1
SX43	10 Rectangular Green LED's. 2	£1
SX46	30 Assorted Zener Diodes. 250mw-2 watt mixed voltages. all coded. New.	£1
SX47	4 Black Instrument Knobs—winged with pointer 1/4" Standard screw. Fit size 29 x 20mm.	50p
SX49	20 Assorted Slider Knobs. Black/Chrome, etc.	£1
SX80	12 Neons and Filament Lamps. Low voltage and mains - various types and colours - some panel mounting	£1

## MORE BARGAINS!

SX51	60 metres PVC covered Hook-up wire single and stranded. Mixed colours.	£1
SX58	25 Assorted TTL Gates 7400 Series. 7401-7460.	£1
SX59	10 Assorted Flip Flops and MSI TTL	£1
SX60	20 Assorted Slider Potentiometers	£1
SX61	25 Assorted Potentiometers, Rotary, Dual, etc.	£1
SX62	40 Assorted Pre-Sets Hor/Vert etc.	£1
SX79	10 Reed Switches - glass type 3 Micro Switches - with lever	£1

## STILL MORE! SLIDER POTENTIOMETERS

SX63	5 x 470 ohms Lin	SX67	5 x 47k Lin
SX64	5 x 1k Lin	SX68	5 x 47k Log
SX65	5 x 22k Lin	SX69	5 x 100k Lin
SX66	5 x 22k Log	SX70	5 x 1 meg Lin

All at 50p per pack.

SX71 50 BC108 "Fallouts". Manufacturers out of spec on volts or gain. You Test. £1

SX72 A mixed bundle of Copper clad Board, Fibre glass and paper. Single and double sided. A fantastic bargain. £1

SX78 Genuine MULLARD OC71 Germanium PNP Transistors. Brand New 10 for £1

## 5 watt (RMS) Audio Amp

High Quality audio amplifier Module. Ideal for use in record players, tape recorders, stereo amps and cassette players, etc. Full data and back-up diagrams with each module.

Specification  
● Power Output 5 watts RMS ● Load Impedance 8-16 ohms ● Frequency response 50Hz to 25 KHz—3db  
● Sensitivity 70 mv for full output ● Input Impedance 50k ohms ● Size 85 x 64 x 30mm ● Total Harmonic distortion less than 5%

BI-PAK'S give away price

£2.25

You could not Build one for this price.

## BI-PAK'S COMPLETELY NEW CATALOGUE

Completely re-designed. Full of the type of components you require, plus some very interesting ones you will soon be using and of course, the largest range of semiconductors for the Amateur and Professional you could hope to find.

There are no wasted pages of useless information so often included in Catalogues published nowadays. Just solid facts i.e. price, description and individual features of what we have available. But remember, Bi-Pak's policy has always been to sell quality components at competitive prices and THAT WE STILL DO.

BI-PAK'S COMPLETELY NEW CATALOGUE is now available to you. You will be amazed how much you can save when you shop for Electronic Components with a Bi-Pak Catalogue. Have one by you all the time—it pays to buy BI-PAK.

To receive your copy send 75p plus 25p p&p.



# BI-PAK

Send your orders to Dept PW1, BI-PAK PO BOX 6 WARE HERTS SHOP AT 3 BALDOCK ST. WARE HERTS.  
TERMS: CASH WITH ORDER. SAME DAY DESPATCH. ACCESS. BARCLAYCARD ALSO ACCEPTED. TEL (0920) 3182. GYRO 388 7006. ADD 15% VAT AND 50p PER ORDER POSTAGE AND PACKING



**TRIO****LAR**

# SHORT WAVE 'GOOD BUYS'

Buy from the Short Wave Specialists every time ... you'll get good service from professionals who know your hobby well. For example:



R1000 Communications Receiver for use at home and in your boat or caravan

PRICE  
**£297.85**

SX200N Scanning Receiver 26 MHz to 512 MHz

PRICE

**£264.00**



SRX 30D. The most popular Short Wave listeners receiver. 0.2 - 30 MHz now with digital readout!

PRICE  
**£195.00**



TS130S 200W pep mobile transceiver, with new bands fitted.

PRICE

**£525.09**



## HERE IS A SELECTION OF TOP BUYS

### TRIO EQUIPMENT

- HS5 Communications headphones, tailored response .....£21.85
- HS4 Communications headphones, tailored response .....£10.35
- LAR 1kW P.E.P. 3-way antenna switch .....£16.95
- LAR Antenna traps for multi-band dipole ..£12.50

### VHF AMATEUR RECEIVERS

- WOLFSEN Tuneable/crystal 2m FM receiver 1200 144 146 MHz .....£49.50
- AMR217B Scanner. The best mains/battery operated FM Receiver 144-146 MHz .....£120.75

### VHF/UHF CUSHCRAFT products available

- Famous Ringo Ranger 2m co-linear .....£32.00
- GDX2 VHF/UHF Discone Antenna 50-480MHz ..£39.50

### NEW HF VERTICAL ANTENNA

- HF5 80 10m vertical .....£48.50
- HF5R Optional radial kit for roof mounting .....£30.50
- LAR-Omni-Match S.W.L. Antenna tuner 200KHZ to 30MHZ .....£29.95
- CX3A 3-way S.W.L. Antenna Switch .....£5.50

All TRIO and ICOM Transceivers normally in stock. We always have a good selection of second-hand equipment plus a comprehensive range of accessories.

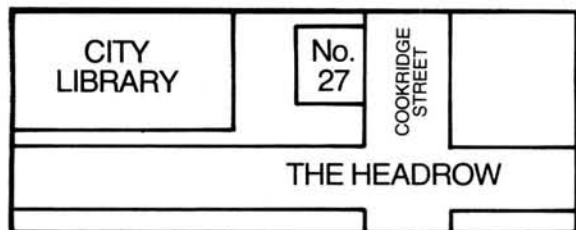
## HOW TO BUY!

By post - or 'phone your Barclaycard, Access or LAR Creditcard number. Alternatively, call in for a chat. The shop is just 10 minutes from Leeds City Station and there's easy parking if you travel by car.

\*Instant HP for licensed Amateurs \*Extended Credit Terms Available.

**A QUOTATION ON ALL CREDIT ITEMS IS AVAILABLE.**

\*Open 9.15 - 6.00 pm, Saturday 9.15 - 5.30 pm.



FROM THE SHOP - We're close to the station and car parks. Do call in and see Uncle Tom's cabin!



**Leeds Amateur Radio**  
27 Cookridge Street, Leeds LS2 3AG  
Tel: (0532) 452657 (Shop)  
Mail Order/Service Department:  
60 Green Road, Meanwood, Leeds LS6 4JP.  
Tel: (0532) 782224  
Goods by Return.

## POST NOW!

Send 50p for Catalogue and Price List.

I enclose cheque for £..... Plus 50p for Brochure\*  
\*delete if not applicable.

to purchase \_\_\_\_\_

Name \_\_\_\_\_

Address \_\_\_\_\_

PW1

Post to: Leeds Amateur Radio, 60 Green Road, Meanwood, Leeds LS6 4JP.

TO BARCLAYCARD/ACCESS/LAR


I authorise you to debit my Barclaycard/Access/  
LAR Budget Account with the amount of £.....



My No. is

Signature \_\_\_\_\_

TRIO DISTRIBUTOR, LAR are area distributors for CUSHCRAFT, Antenna Specialists, ICOM, Microwave Modules.



# comment...

## Frustration

WELL! We paid our £12.50 over to the Home Office, and on **June 11** we were issued with our very own "Evaluation and Demonstration Licence for Citizens Band Radio Apparatus" to the new UK 27MHz and 934MHz f.m. specifications. And here we are at the end of October, still waiting to lay hands on some rigs.

We've seen some; we've even heard some working (not too impressed), but as for having a couple to try out and review — no luck! We've talked to a dozen manufacturers and importers, but they don't actually seem to have any sets that they're prepared to let out of their sight, though some do say they'll have lots ready for legalisation day.

By the time this appears in print, that fateful November 2 will have passed, but I wonder what the state of CB in the UK will be.

★ ★ ★ ★ ★

We seem to be getting more and more letters and phone calls from readers having problems in getting their copy of *Practical Wireless* each month. So far as UK readers are concerned, there is the choice of going to a newsagent or station bookstall, or taking out a subscription (see details below). Some smaller newsagents may not normally stock *PW*, but they can all get it from their wholesaler if you place an order. If you do have difficulties, please write and let me know, but do include the name and address of your newsagent or bookstall.

Without that information it's impossible for us to check out the problem.

For overseas readers, the subscription can actually work out cheaper in some countries than buying locally through a newsstand. And *PW* isn't distributed in every country — we're trying to improve that situation but there are still quite a few gaps.

If you do want to get hold of a past issue, write first to our Post Sales Department (details below again), stating the month and year. Some copies of each month's *PW* are put aside, but demand is rapidly outstripping the warehouse space we can afford to allot to back numbers, and many issues are now out of print. If it's a particular article that you're after, say so, as we may be able to help you with just that item if the whole magazine isn't available.

But if you want to avoid the frustration and disappointment of missing an issue or an article, there's only one thing to do: either place a regular order or take out a subscription.



## services

### QUERIES

While we will always try to assist readers in difficulties with a *Practical Wireless* project, we cannot offer advice on modifications to our designs, nor on commercial radio, TV or electronic equipment. Please address your letters to the **Editor, "Practical Wireless", Westover House, West Quay Road, Poole, Dorset BH15 1JG**, giving a clear description of the problem and enclosing a stamped self-addressed envelope. Only one project per letter please.

Components for our projects are usually available from advertisers. For more difficult items, a source will be suggested in the "Buying Guide" box included in each constructional article.

### PROJECT COST

The approximate cost quoted in each constructional article includes the box or case used for the prototype. For some projects the type of case may be critical; if so this will be mentioned in the Buying Guide.

### CONSTRUCTION RATING

Each constructional project will in future be given a rating, to guide readers as to its complexity:

#### Beginner

A project that can be tackled by a beginner who is able to identify components and handle a soldering iron fairly competently. Generally this category will be used for simple projects, but sometimes for more complicated ones of wide appeal. In this case, construction and wiring will be dealt with in some detail.

#### Intermediate

A project likely to appeal to a wide range of constructors, and requiring only basic test equipment to complete any tests and adjustments. A fair degree of experience in building electronic or radio projects is assumed.

#### Advanced

A project likely to appeal to an experienced constructor, and often requiring access to workshop facilities and test equipment for construction, testing and alignment. Constructional information will generally be limited to the more critical aspects of the project. Definitely not recommended for a beginner to tackle on his own.

### SUBSCRIPTIONS

Subscriptions are available to both home and overseas addresses at £13.00 per annum, from "**Practical Wireless" Subscription Department, Room 2613, King's Reach Tower, Stamford Street, London SE1 9LS**. Airmail rates for overseas subscriptions can be quoted on request.

### BACK NUMBERS AND BINDERS

Limited stocks of some recent issues of *PW* are available at 95p each, including post and packing to addresses at home and overseas.

Binders are available (Price £4.30 to UK addresses and overseas, including post and packing) each accommodating one volume of *PW*. Please state the year and volume number for which the binder is required.

Send your orders to **Post Sales Department, IPC Magazines Ltd., Lavington House, 25 Lavington Street, London SE1 0PF**. All prices include VAT where appropriate.

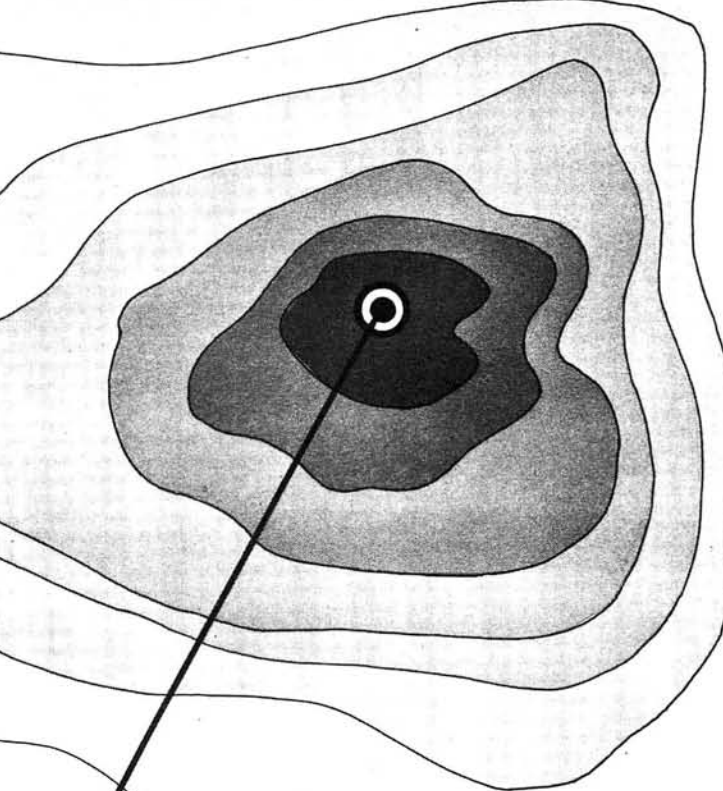
Please make cheques, postal orders, etc., payable to IPC Magazines Limited.

One of the prime requirements of effective microwave operation is the ability of the operator to align his antenna (dish) accurately on the station he is trying to work. Beam widths of a few degrees are usual and not all microwave operating takes place in weather which allows the operator to align his antenna by optical sighting. On the longer paths, above say 40km, this is usually impossible anyway, since the clarity of the British atmosphere is seldom good enough to allow sightings of more than 30 to 50km! Once antenna alignment is correct, whether the path works or not is dependent on the topography of the path and the equipment and operator capability.

Thus, familiarity with the use of the Ordnance Survey (OS) maps, the use of the National Grid Reference (NGR), the use of the compass and the calculation of bearings and distances becomes essential.

The British Isles is well mapped and a whole series of highly detailed, different-scaled maps is available from the OS. Perhaps the most generally useful series is the 1:50 000 (1km = 2cm or approximately 1 mile = 1.25 inches) which uses some 200 plus individual sheets to cover the mainland of England, Scotland and Wales, together with outlying islands, but omits Eire, the Channel Islands and, obviously, the Continent.

However, it is the purpose of this article to concentrate on the fundamentals of map reading, bearing calculation and distance estimation so that the beginner in the microwave field can go out to his mountain top with reasonable confidence that he will be able to beam his



# WHERE ARE YOU?

# WHERE AM I?

**M.W. DIXON PhD G3PFR**

signals in the right direction! It should be added that it is not essential for the operator to be equipped with the 200 or so OS sheets mentioned above—only those of the areas of interest (begged or borrowed) so that an operating site can be chosen and its NGR ascertained.

As a preliminary to site selection, it should be mentioned that the OS publishes a 1:625 000 scale (about 10 miles to 1 inch) Physical Map of Great Britain. Sheet 2 is of particular interest, covering the whole of the mainland from the Lake District and North Yorkshire Moors southwards. This map will give the operator a chance to assess his particular mountain top with respect to other potential sites of interest. It is a simple, colour-contoured map showing names and spot heights of the more important hills, river courses and the like; it contains no other detail such as roads, railways, forests or towns.

## Looking at the Map

The reader should open out his OS map at this point and note a number of important features. Firstly, that the map is divided into 1km squares by a series of light blue lines—the Grid Lines. Alongside these lines at each edge of the map are a series of figures. It is these figures which are used to make up the so-called National Grid Reference. It is important that the figures are noted in a particular way in order to be able to write down a correct NGR.

On the right-hand margin of each map there is a diagram which gives the Grid Letter of the particular map, for instance Sheet 109, Manchester, covers part of Grid

N

$\theta^\circ$

Letter references SD (Northern half) and SJ (Southern half). In the example to be given, reference will be made to a well-known microwave path—that from Winter Hill near Bolton to Brown Clee Hill near Ludlow, a distance of 128km, which is easily workable at the 1–4mW level on 10GHz under normal weather and propagation conditions, using such equipment as the PW “Exe”.

Winter Hill uses the Grid Letters SD, and Brown Clee SO. Next to be read are the so-called “Easting” —these are the figures at the top and bottom of the map. Take the nearest grid line to the *left* (west) of the point and note the figures. Then, estimate the tenths of a square from the left hand grid line already noted, giving a three figure reference. For example, Winter Hill is 66 (main grid line), plus three tenths, giving 663. Repeat the exercise for the “Northings”, the figures on the left and right margins of the map, this time taking the grid line immediately *below* (south) the reference point and estimating tenths as before. Winter Hill, again, is 14 (main grid line) plus six tenths, giving 146. Thus, the full NGR becomes SD663.146 for Winter Hill and, similarly, Brown Clee is SO594.867. It should be noted that these references are accurate to 100 metres or about 330 feet.

## Bearings and Distance

The direction from the home station to the distant station, and their distance apart, can be calculated once the two NGRs have been worked out in the manner described and converted into a numerical grid reference.

The first step is to convert the Grid Letters into the corresponding numbers (Table 1): when the whole grid reference is expressed as numbers, the resultant gives the number of kilometres East (West) or North (South) of the National Grid origin and enables standard trigonometry to be applied to the references in order to work out angles (bearings) and distances. Converted in this way, Winter Hill (SD663.146) becomes 366.3, 414.6 and Brown Clee (SO594.867) becomes 359.4, 286.7. These figures are now in a usable form at last!

Referring now to the figure, what we want to calculate is the bearing  $\theta$  from the home station to the distant station and the distance D. This is done using the following trigonometrical expression:

$$\text{Angle } \theta = \frac{1}{\tan} \frac{|\Delta E|}{|\Delta N|} = \arctan \frac{|\Delta E|}{|\Delta N|}$$

where  $\Delta E$  is the difference between distant Easting and home Easting (the first group of four figures for the distant and home stations), and  $\Delta N$  is the difference between distant Northing and home Northing (the second group of four figures in each case). The vertical bars on each side of  $\Delta N$  and  $\Delta E$  in the expression means that the values are taken as positive even if they are actually negative.

Let us now work out the actual example

<i>Distant</i>	<i>Home</i>
NGR Brown Clee 359.4, 286.7	NGR Winter Hill 366.3, 414.6
DN = 286.7	HN = 414.6
DE = 359.4	HE = 366.3
$\Delta N = DN - HN = 286.7 - 414.6 = -127.9$	
$\Delta E = DE - HE = 359.4 - 366.3 = -6.9$	
Angle $\theta = \arctan \frac{6.9}{127.9} = 3.08^\circ$ . (Using tables or a scientific calculator)	

To calculate the actual bearing, a further small sum must be done, this time taking note of the signs (+ or -) of the values of  $\Delta N$  and  $\Delta E$ .

Table 1

Letters	Numbers E,N	Letters	Numbers E,N
NR	1,6	SM	1,2
NS	2,6	SN	2,2
NT	3,6	SO	3,2
NU	4,6	SP	4,2
NX	2,5	TL	5,2
NY	3,5	TM	6,2
NZ	4,5	SS	2,1
SC	2,4	ST	3,1
SD	3,4	SU	4,1
SE	4,4	TQ	5,1
TA	5,4	TR	6,1
SH	2,3	SW	1,0
SJ	3,3	SX	2,0
SK	4,3	SY	3,0
TF	5,3	SZ	4,0
TG	6,3	TV	5,0

If $\Delta N + ve$ and $\Delta E + ve$	Bearing = $\theta$
$\Delta N - ve$ and $\Delta E + ve$	Bearing = $180 - \theta$
$\Delta N - ve$ and $\Delta E - ve$	Bearing = $180 + \theta$
$\Delta N + ve$ and $\Delta E - ve$	Bearing = $360 - \theta$

Thus, in our example, since  $\Delta N$  and  $\Delta E$  are both negative, the bearing becomes  $180^\circ + 3^\circ = 183^\circ$ . The answer indicates that the distant station is almost due (Grid) south of the home station. However, in order to be able to take a bearing using a compass, a correction has to be made since the magnetic north, as indicated by the compass, differs from the Grid North which has been used in the calculation. The actual magnetic deviation varies from place to place in the country: for example, it is  $6^\circ W$  of North near the East Coast and  $9^\circ W$  of North in Wales. An average figure can be taken as  $7.5^\circ W$  of North, but the actual figure is, again, given on each OS sheet in the right hand margin. This magnetic deviation must be *added* to the calculated bearing. In the example given, the correct bearing becomes

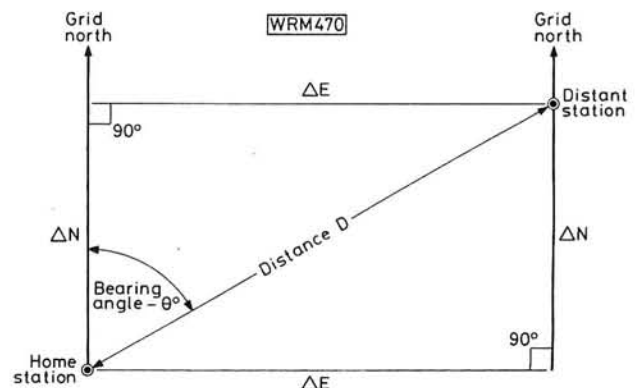
$$183^\circ + 7.5^\circ = 190.5^\circ \text{ magnetic}$$

Using the  $\Delta E$  and  $\Delta N$  values obtained above, it is now possible to calculate the length of the path (distance D in the figure) using

$$D = \sqrt{\Delta E^2 + \Delta N^2}$$

In this case

$$\begin{aligned} D &= \sqrt{127.9^2 + 6.9^2} \\ &= \sqrt{16358 + 47.6} \\ &= 128\text{km} \end{aligned}$$



You did remember that "the square of the hypotenuse equals the sum of the squares of the other two sides", didn't you?

The calculation of bearing and distance has taken much more time to describe than to carry out! The potential operator should practise the method by taking NGRs from his map and calculating: perhaps two points a few kilometres apart which are clearly visible. This will enable him to check by sighting that the calculated bearings are indeed verified by the compass in the field.

Beware, when taking bearings with the compass, that any large ferrous object—car, fence wire, electricity pylon, etc.—can affect the accuracy of the compass. Microwave operation will often take place in the vicinity of your car. Be sure to get far enough away for the compass bearings to be correct!

It is not intended to describe how to use a compass in the field: the leaflet which comes with any good compass, e.g. Silva, Suunto, will tell the user the correct method, but please buy a good compass of reputable make!

## The QRA System

One exchange of information needed in microwave contacts, and used on both v.h.f. and u.h.f., is the QRA locator. This information is essential if, for instance, the operator wishes to enter contests or claim one of the QRA Square awards (RSGB) available on v.h.f., u.h.f. and microwaves.

Once again, the information needed to calculate your QRA is contained on the OS map as figures on the extreme edge of the sheet—indeed, the information 'frames' the actual map. These figures give the station's latitude and longitude in degrees and minutes (seconds must be estimated) North and West respectively. For Winter Hill, the latitude is 53° 37' 30" North, longitude 2° 30' 35" West. The calculation is as follows:

Refer to Tables 2, 3, 4, 5 and 6.

- Step 1 Subtract from the longitude the largest number in Table 2 which will leave a positive remainder. The letter corresponding to this number is the first letter of the QRA. Note the letter.
- Step 2 Subtract from the latitude the largest number in Table 3 which will leave a positive remainder. The letter corresponding to this number is the second letter of the QRA. Note the letter.
- Step 3 Subtract, from the remainder of Step 1, the largest number in Table 4 which will leave a positive remainder. Note the corresponding number.
- Step 4 Subtract, from the remainder of Step 2, the largest number in Table 5 which will leave a positive remainder. Note the corresponding number.
- Step 5 Add together the numbers derived from Steps 3 and 4. This will give the number part of the QRA.
- Step 6 From inspection of Table 6, decide the combination of numbers which, when subtracted from the remainders of Steps 3 and 4, give the smallest positive remainders. The letter corresponding to this combination of numbers is the last letter of the locator.

Further tables are needed for locators east of the Greenwich Meridian. Although seldom used in microwave operation (since the vast majority of activity is to the west of the Greenwich Meridian) Tables 7, 8 and 9 give the additional information needed for such stations. Table 7 is used in Step 1, Table 8 in Step 3, and Table 9 in Step 6 instead of Tables 2, 4 and 5 respectively. Otherwise the method is identical.

Let us actually work out the QRA for Winter Hill!

**Table 2**

First Letter  
Longitude

0°W = Z  
2°W = Y  
4°W = X  
6°W = W

**Table 3**

Second Letter  
Latitude

50°N = K  
51°N = L  
52°N = M  
53°N = N  
54°N = O

**Table 4**

Number  
Longitude

0'W = 10  
12'W = 09  
24'W = 08  
36'W = 07  
48'W = 06  
1° 0'W = 05  
1° 12'W = 04  
1° 24'W = 03  
1° 36'W = 02  
1° 48'W = 01

**Table 5**

Number  
Latitude

0' 0"N = 70  
7' 30"N = 60  
15' 0"N = 50  
22' 30"N = 40  
30' 0"N = 30  
37' 30"N = 20  
45' 0"N = 10  
52' 30"N = 0

**Table 6**

Last Letter  
Latitude and Longitude

4'W + 5' 0"N = A  
0'W + 5' 0"N = B  
0'W + 2' 30"N = C  
0'W + 0' 0"N = D  
4'W + 0' 0"N = E  
8'W + 0' 0"N = F  
8'W + 2' 30"N = G  
8'W + 5' 0"N = H  
4'W + 2' 30"N = J

**Table 7**

First Letter  
Longitude

0°E = A  
2°E = B  
4°E = C  
6°E = D

**Table 8**

Number  
Longitude

0'E = 01  
12'E = 02  
24'E = 03  
36'E = 04  
48'E = 05  
1° 0'E = 06  
1° 12'E = 07  
1° 24'E = 08  
1° 36'E = 09  
1° 48'E = 10

**Table 9**

Last Letter  
Latitude and Longitude

4'E + 5' 0"N = A  
8'E + 5' 0"N = B  
8'E + 2' 30"N = C  
8'E + 0' 0"N = D  
4'E + 0' 0"N = E  
0'E + 0' 0"N = F  
0'E + 2' 30"N = G  
0'E + 5' 0"N = H  
4'E + 2' 30"N = J

continued on page 42▶▶▶



# MAIL ORDER

FROM



by two way  
FREEPOST

MORSE KEYS		
HK 707	Straight Up/Down keyer	£11.44
BK 100	Semi-automatic mechanical bug	£17.88
MK 702	Up/Down keyer on marble base	£22.43
MK 702	Manipulator	£22.43
MK 704	Squeeze paddle	£14.38
MK 705	Squeeze paddle on marble base	£22.43
EKM 1A	Morse code practice oscillator	£8.63
MK 1024	Automatic memory keyer	£135.13
EK 150	Semi/Automatic keyer	£74.75

LINEAR AMPLIFIERS		
2M10-80P	144MHz 10W input/80W output with 9dB preamp	£138.00
2M25-150P	144MHz 25W input/150W output with 9dB preamp	£184.00
2M10-150P	144MHz 10W input/150W output with 9dB preamp	£209.88
2M3-150P	144MHz 3W input/150W output with 9dB preamp	£209.88

G. WHIP Mobile Antennas		
Tribander 10-20 Slide		£25.88
L.F. Coil 40/80/160 MTS		£6.56
L.F. Whip Telescopic		£4.26
Multimobile 10-20 Auto		£30.48
M/Mobile Coil 40/80/160		£6.56
M/Mobile Whip Telescopic		£4.26
Flexiwhip 10M Mast		£18.11
F/Whip Coils 40/80/160		£6.56
Base Standard		£6.00
Base Heavy Duty		£6.50
Extenarod		£12.00

SHURE MICS		
201	Hand ceramic omnidirectional high impedance	£14.49
202	Hand ceramic noise reducing high impedance	£15.18
401A	Hand controlled magnetic high impedance	£16.56
401B	Hand controlled mag. low impedance (200 ohms)	£16.56
444	Desk adjustable height controlled magnetic	£32.43
526T	Desk controlled response transistor preamp	£39.33

DUMMY LOADS		
DL25	30W DC-150MHz with PL259 connector	£6.33
T-80	80W 3.5-500MHz with SO239 connector	£22.94
T-150	150W 3.5-500MHz with SO239 connector	£32.78

STILL HELPING WHERE IT HURTS			
Here's a list below to make buying easier for you - Work it out yourself - You'll see - It really is easy!			
"And guaranteed for two years"			
Product	List Price	Deposit	12 Payments
Yaesu FT902DM	£885	399	£40.55
Yaesu FRG 7700/S	£329	£139	£15.89
Yaesu FRG 7700/M	£409	£180	£19.01
Yaesu FT 101ZD/FM	£665	£300	£30.41
Yaesu FT 101ZD/AM	£650	£275	£31.29
Yaesu FT 101Z/FM	£590	£250	£28.27
Yaesu FT 101Z/AM	£575	£225	£29.15
Yaesu FL 2100Z	£425	£185	£20.08
Yaesu FT1	£1295	£600	£57.91
Yaesu FT 480R	£379	£185	£16.18
Yaesu FT 707	£569	£230	£28.27
Yaesu FT 290	£249	£120	£10.82
Standard C78	£219	£99	£10.04
Standard C58	£247	£107	£11.69
ICOM 730	£574	£250	£27.00
ICOM 720A	£883	£400	£40.26
ICOM 290	£366	£166	£16.67

If you don't like easy payments call us anyway for price.

MICROWAVE MODULES		
MMT 432/28S		£149.00
MMR 432/144R		£184.00
MMT 28/144		£199.00
MMT 144/28		£99.00
MMC 28/136		£27.90
MMC 28/156		£27.90
MMC 28/144		£27.90
MMC 144/any IF		£27.90
MMC 144/28LO		£29.90
MMC 70/any IF		£27.90
MMC 432/28S		£34.90
MMC 432/144S		£34.90
MMC 1296/any IF		£32.20
MMC 050/500		£69.00
MMA 28 preamp		£14.95
MMA 144V preamp		£34.90
MMV 1296/28		£32.20
MML 144/100 linamp		£142.60
MML 432/100 linamp		£228.85
MML 144/25 linamp		£59.00
MML 432/50 linamp		£119.00
MM2000		£169.00
MMS1		£115.00

UNADILLA/REYCO		
Antenna Traps-		
Precision moulded coil forms stainless - hardware - Aluminium tube irritid finish - Coated aluminium wire. Fully waterproofed.		
Available 7/14/21 MHz		£12.99

W2AU BALUN		
3.5/30 MHz 2.5 Kw with Lighting Arrestor - Suitable Vees, Yagis, Doublets, Quads etc.		£12.99

STANDARD		
C8800 2m, Tcvt		£252.00
C7800 70cms Tcvt		£275.00

TRONIX PSU		
British made, 5 amp constant, 7 amp surge, fully regulated and protected.		£27.90

FDK Multi 700EX	£199.00
FDK Multi 750E	£299.00

Send 50p for our bumper bundle literature

No Quibble Guarantee  
Same Day Despatch  
All Items Advertised

Choose your AMTECH here		
Amtech 100 Mobile Match		£16.95
Amtech 200 Random Wire ATU 10-160m 200w pep		£29.95
Amtech 300 Random and Coax Fed ATU 300w pep		£43.95
Amtech CW 250 - The most outstanding CW filter available		£24.90
Amtech Channelguard - A plug in device to eliminate those unwanted stations	Decoder	£15.25
	Sender	£7.25
Amtech FM7: FM Demodulator for FRG 7		£11.90

YAESU CONVERTERS 7700 Series		
Model A		£63.00
Model B		£69.00
Model C		£65.00
Model D		£66.00

ICOM IC 730. All bands 10-80m including 30m, 17m and 12m. 100w RF out and 40w AM. Twin VFO, digital readout, 3 speed tuning down to 10Hz. Dial lock, RIT, N.B. and Switchable Preamp. See list for H.P. details.		

ROTATORS		
Skyking SU 4000		£92.00
Hirschmann 250		£35.00
Emoto 502CXX		£139.75
KR 400RC		£92.85
AR 40		£59.00
KR 950 2A		£50.00
Rotor Bearing		£12.00

SWR/RF POWER METERS		
SWR 25 3.5/170 MHz		£12.94
LEADER LPM 885-HF 1Kw		£58.00
HANSON 3.5/150MHz 200w		
		£28.75
REECE UHF 74 144/432		£16.28
HANSON FS 500H		
1.8/60MHz 2Kw		£67.85
OSKAR SWR 200		
3.30 MHz 2Kw		£40.00

NO POSTAGE REQUIRED

AMCOMM SERVICES (PW1),  
FREEPOST,  
HARROW HA2 0BR.

Please send me.....

at.....enclosed cheque/P.O. for

.....or charge my VISA/ACCESS

Nr.....

Name.....

Address.....

..... Post Code .....

## AMCOMM SERVICES

194 NORTHOLT ROAD, SOUTH HARROW, MIDDX.  
Telephone: 01-864 1166, 01-422 9585  
Opposite South Harrow Tube Station on Piccadilly Line

Showroom Opening Hours  
Tuesday to Saturday 9-5.30  
Sunday by Appointment

All items over £100  
available on easy terms  
at List Price



# THE **Pw** 'WINTON' Stereo Tuner

Part 4

E. A. RULE

In this part of the Winton series we will deal with the construction of the chassis. When cutting the aluminium great care should be taken as accuracy is absolutely essential.

Note the diagrams of the chassis and fascia panels are shown **half full size**.

Next month we will finish with the interwiring and full setting up instructions.

## Chassis

The main chassis is made in the form of a folded "U" from aluminium sheet and the overall size before bending is 461 x 298mm plus twice the bend allowance for the thickness of metal used. Therefore when using 1.2mm thick (18 s.w.g.) aluminium the size will be 461 x 300.4mm. It is possible to get aluminium sheet cut to size at most d.i.y. suppliers and it is well worth having this done as it ensures that the metal has "square sides" and makes measurements more accurate.

The blank sheet should be marked out as shown in Fig. 13, but be sure not to forget the two lines scribed to allow for the metal thickness when bending. The centre height of the push-button knobs must be within 0.5mm of 20.5mm for smooth operation and this is the reason for two scribed lines; if the bottom line is used as a guide line in the bender the holes should be correctly positioned after bending.

## Cut-Outs

After drilling the cut-outs, all the holes should be deburred and the edges of the large cut-outs should be lightly filed to leave a smooth finish. These large cut-outs are so that in the event of service being required it will be possible to get to the underside of the p.c.b.s for taking voltage measurements or changing components. This task would be impossible if the cut-outs were not present. Once all the holes and cut-outs have been made the chassis can be bent up, but do make sure that you bend it the correct way!

A useful tool for making the large cut-outs is a standard hacksaw fitted with an Abrafile blade. This is a round

blade and makes cutting odd-shaped holes a very easy task.

## Front Fascia Panel

The front fascia panel is made to the same drawing as the front part of the chassis (Fig. 12) and the use of 2mm thick aluminium is recommended but be sure to allow the extra length of metal on **all** four sides. This is to provide an overlap when fitting into the cabinet. Note that the extra depth allowed is larger along the bottom edge; this is to allow for the bend thickness of the chassis and because the height of the screw fixing under the chassis prevents the chassis lying "flat" onto the bottom of the cabinet. Note that the five countersunk holes are not required on the fascia panel, only on the chassis.

## Cut-Out Covers

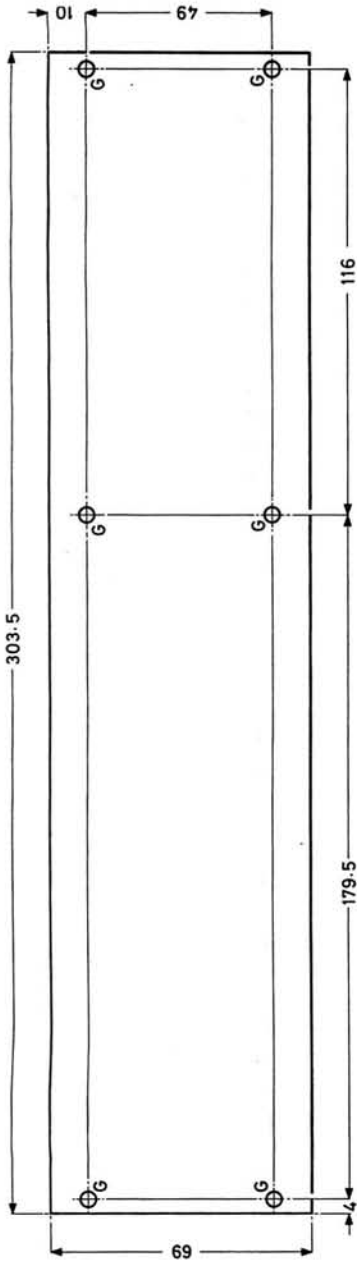
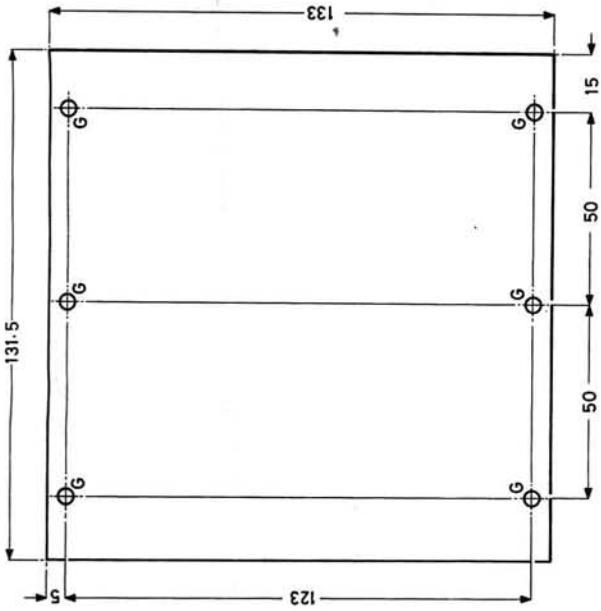
The cut-out covers are simply rectangular pieces of metal drilled as shown in Fig. 12 and fitted over the cut-outs when the tuner is completed so that screening is maintained.

## Meter Cut-Outs

The meter cut-outs should be cut out so that the meters to be used are a firm push-fit into the hole. Cut the required hole slightly smaller than that finally required and file to the correct size to ensure a firm fit of the meter into the cut-out. Do not force the meters into place.

The a.m. r.f. unit has a number of fairly large pins protruding from the bottom and these have to be fitted into the holes of the p.c.b. The best method is to "walk" them into place in the same manner as the push-button switches, i.e., start from one side with the whole unit at a slight angle and lower the pins into the holes in turn as the unit is lowered. Make sure that all the pins are through before soldering.





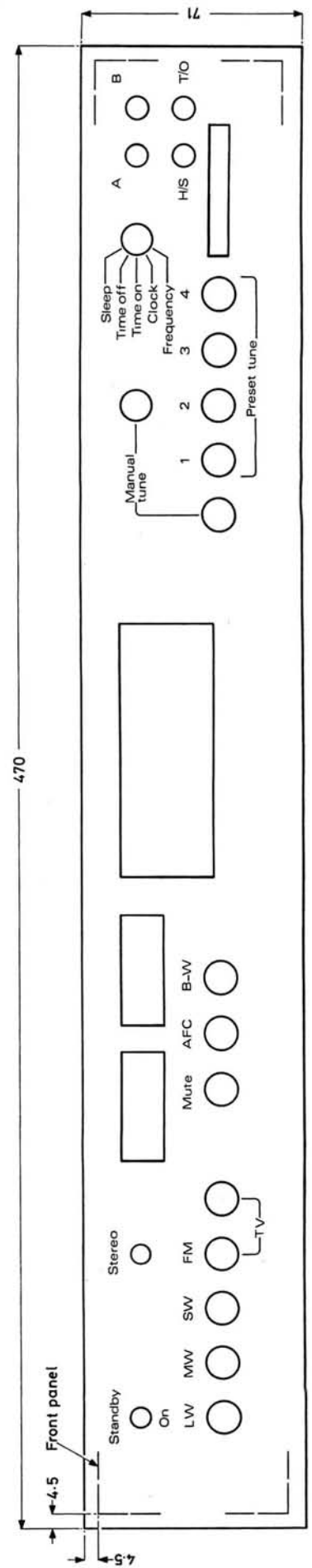
## NEXT MONTH Wiring and setting up

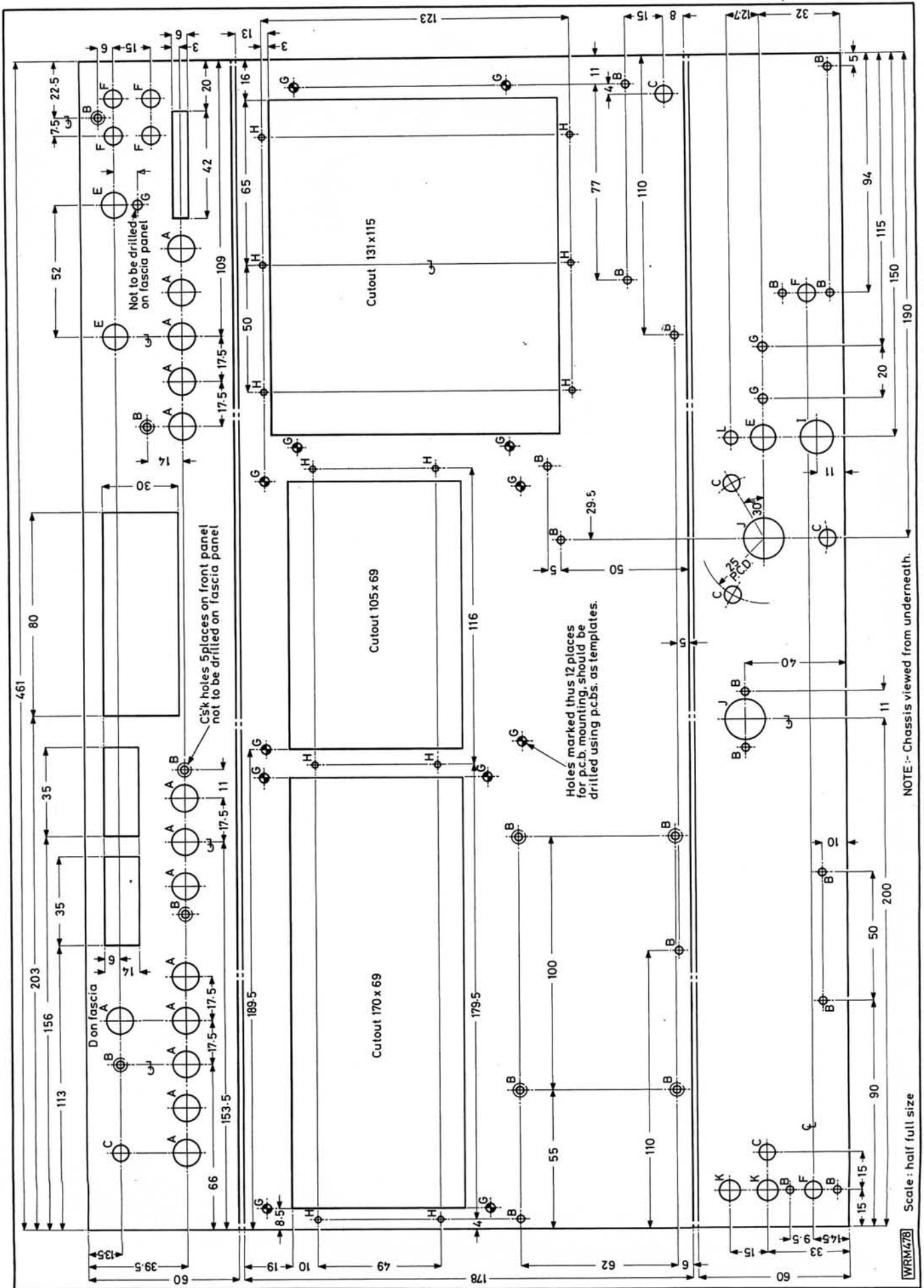
Hole	Dia
A	10.8
B	3.0
C	6.6
D	6.3
E	10.0
F	7.4
G	4.0
H	2.5
I	13.0
J	16.0
K	8.0
L	5.5

Scale: half full size

Fig. 12: Front panel and cut-outs (half full size)  
Fig. 13: Chassis (half full size) shown opposite

WRM479







# Uncle Ed's Page

A monthly look at some aspect of the radio/electronics hobby that seems to bug the beginner, or occasionally a more advanced topic seen from an unusual angle.

## DECIBELS—2


In the first article on decibels, I talked about what happens when  $P_2$  or  $V_2$  are larger than  $P_1$  or  $V_1$ , though I did hint that things could be the other way round. This happens when you are looking at the effect of an attenuator on a circuit, or of turning the volume control on your radio down (Ah, peace!).

Now, if  $P_2$  is less than  $P_1$ , then the ratio  $P_2/P_1$  will be less than unity (unity just means the number "one"). To be a little more exact, it must also be greater than "zero"—in other words it must be a positive number less than "one". If you can harken back to your school days again, you may recall that the log of 1 is zero, and the log of a number less than 1 is negative. Thus if  $P_2$  is a tenth of  $P_1$  the ratio  $P_2/P_1$  will be 0.1, its log is 1.0 or -1.0 (depending upon which school you went to) and so

$$N_{dB} = 10 \log_{10} \frac{P_2}{P_1} = -10$$

In Fig. 2, which is really just a mirror image of Fig. 1 in the previous article, you can see the relationship between **power** ratio and decibels up to 1:1000 (-30dB). Again, the scales could be extended, but this time to the left. The 0dB points of Fig. 1 and Fig. 2 are the same point, and you could join the two end-to-end.

Negative decibels (meaning the signal has been attenuated) are frequently encountered when talking about the selectivity of tuned circuits. Figures often quoted are: 1. The bandwidth at the points where the power has dropped to one half of its value at the frequency of maximum response. Half power is equivalent to -3dB and this bandwidth is called the 3dB bandwidth. Because of the square-law relationship between power and voltage, the signal **voltage** at this point is 0.707 of the maximum ( $0.707^2 = 0.5$  approx). 2. Other figures of interest are bandwidth at the -6dB points, where the signal voltage is halved and the power is reduced to a quarter ( $0.5^2 = 0.25$ ) and the -60dB points, where the signal voltage is reduced to a thousandth of the



maximum. The ratio of the bandwidths at the -60dB and -6dB points is an indication of the selectivity of the tuned circuit. The smaller this ratio, called the shape factor, the better (nearer the ideal) is the tuned circuit. Thus, in Fig. 3, circuit "A" is far better than circuit "B". Note that shape factor is always greater than 1.

When talking about response curves, there is often confusion between positive and negative decibel ratios. At the point where the response is at -6dB, we also say it is 6dB down, or the attenuation is 6dB. In the same way, an interfering signal at frequency  $f_2$  in Fig. 3 would be attenuated by 60dB by circuit "B". If  $f_2$  was the frequency of the channel next to the one we were listening on ( $f_1$ ), called the adjacent channel, we would say we have an adjacent channel rejection of 60dB. Many people (including me) tend to be a little lazy sometimes about whether we should put the minus sign in or not, which can confuse the beginner.

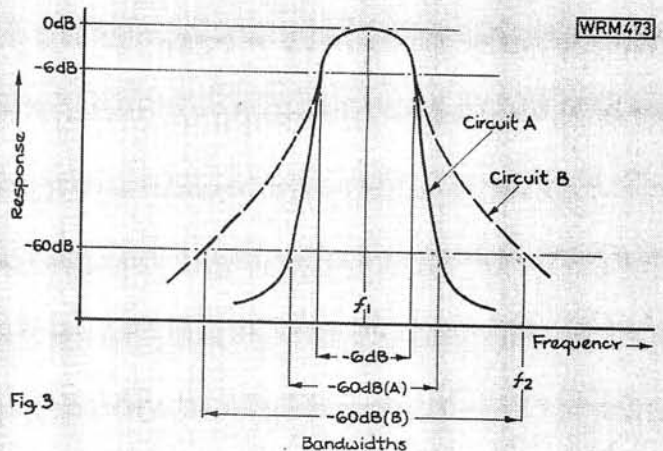


Fig. 3

## "Special" Decibels

There's really nothing different about these decibels; it's just that one or more letters are added to the abbreviation dB to indicate what the reference point (the  $P_1$  or  $V_1$  value) is. Here are some of the most commonly encountered.

First, two connected with antenna performance measurements: **dB<sub>i</sub>**—gain compared with that from an isotropic antenna (one with equal response in every direction); **dB<sub>d</sub>**—gain compared with that from a dipole antenna, normally in its most favourable direction (at right angles to its length).

Next, two which state voltage levels, often encountered when specifying the input to apply to a receiver from a test signal generator: **dBV**—level compared with 1 volt; **dB $\mu$ V**—level compared with 1 microvolt. These two are of course directly related, so that 1V = 0dBV = 120dB $\mu$ V. Also, 1 $\mu$ V = 0dB $\mu$ V = -120dBV.


Where the receiver input impedance is known, the voltage applied will cause a known power to be dissipated in that impedance, and we can set our reference (0dB) level as a certain power. This is often a milliwatt (1/1000 watt) and the abbreviation used is **dBm**. For a 600 $\Omega$  circuit, 0dBm = 0.775V. For a 75 $\Omega$  circuit, 0dBm = 0.274V, and for a 50 $\Omega$  circuit 0dBm = 0.224V. Thus a -3dBm signal in 50 $\Omega$  would be 0.158V. Remember that a figure in dBm is meaningless if the circuit impedance is not known. You may sometimes come across **dBW**, which means level compared with 1 watt. You might encounter the abbreviation **dBmO** if you stray into professional communications literature, but it's rather too complicated to explain here.

I mentioned last month that for the square-law relationship between voltage gain and power gain in an amplifier to hold good, the input and output impedance must be

continued on page 35▶▶▶

# AMATEUR ELECTRONICS UK

Your number one source for  
**YAESU MUSEN**



## FT-101ZD Mk III

YAESU's FT-101ZD with FM is the most popular HF rig on the market thanks to its very comprehensive specification and competitive price. Incorporates notch filter, audio peak filter, variable IF bandwidth plus many other features.

### FT-480R High technology all-mode 2 metre mobile



The most advanced 2 metre mobile available today- USB, LSB, FM, CW full scanning with priority channel, 4 memory channels, dual synthesized VFO system.

As factory appointed distributors we offer you- widest choice, largest stocks, quickest deal and fast sure service right through-

### FT-707 All solid-state HF mobile transceiver



The definitive HF mobile rig, digital, variable IF bandwidth, 100 watts PEP SSB, AM, CW (pictured here with 12 channel memory VFO). Latest bands.

### FRG-7 General coverage receiver



The set with the world-wide reputation. YAESU's famous FRG-7 out-performs many a more expensive set. Rugged and reliable, it features high sensitivity and Wadley loop stability - a delight to use for the established amateur and new SWL alike.

### FRG-7700 High performance communications receiver



YAESU's top of range receiver. All mode capability. USB, LSB, CW, AM and FM 12 memory channels with back up. Digital quartz clock feature with timer. Pictured here with matching FRT-7700 Antenna tuner and FRV-7700 VHF converter.



**FREE SECURICOR DELIVERY**



**Amateur Electronics UK**  
508-516 Alum Rock Road - Birmingham 8

Tel: 021-327 1497 or 021-327 6313

Telex: 337045

OPEN: 9.30 - 5.30 Tues - Sat CLOSED: All day Mon

**NOW IN STOCK**

The **NEW** and **LEGAL**  
**PLANET 2000**  
FM CB Transceiver

CALL, OR WRITE FOR DETAILS

36p in stamps brings you our latest price list / literature and credit voucher for £3.60

# THE VERSATILE BEARCAT 220FB

NEW LOW PRICES



## BEARCAT SCANNING RECEIVERS

BC-220FB	20 channels	198.95
BC-250FB	50 channels	218.50
BC-150FB	10 channels	129.95
BC-46	Thinscan. 4 Band 6 channels	96.60
BC-24	Thinscan. 2 Band 4 channel	79.35

### HOW TO PROGRAMME YOUR BEARCAT 250FB TO SEARCH OUTSIDE ITS RANGES

- |                            |  |
|----------------------------|--|
| 1.) Press <b>1 4 6</b>     | 8.) Press <b>LIMIT</b>   |
| 2.) Press <b>LIMIT</b>     | 9.) Repeat steps 7 and 8   |
| 3.) Repeat steps 1 and 2   | 10.) Press <b>SEARCH</b>   |
| 4.) Press <b>STORE</b>     | 11.) Press <b>RECALL</b>   |
| 5.) Open and close Squelch | 12.) Press <b>SEARCH</b> and Receiver will search 146-133MHz and 91MHz down to zero. |
| 6.) Press <b>MANUAL</b>    |  |
| 7.) Press <b>1 7 4</b>     |  |

To search above 512MHz substitute 5 1 2 for 1 4 6, Receiver will search up to 999.9MHz

To enter any frequency on which signals have appeared, go to required channel, recall frequency, open squelch, switch set off and the frequency will stay in channel memory.

### HOW TO PROGRAMME YOUR BEARCAT 220FB TO SEARCH OUTSIDE ITS SPECIFIED RANGES

- |                        |   |
|------------------------|---|
| 1.) Press <b>88</b>    | 5.) Press <b>LIMIT</b>                                  |
| 2.) Press <b>ENTER</b> | 6.) Press <b>SEARCH</b>                                 |
| 3.) Press <b>LIMIT</b> | 7.) Press <b>LIMIT</b>                                  |
| 4.) Press <b>144</b>   | 8.) Press <b>SEARCH</b> Receiver searches 144 to 88MHz. |

Since these additional frequencies are outside the specifications, there is no guarantee that sensitivity figures will apply.

30p STAMPS FOR DETAILS INCLUDING ALL OUR OTHER LINES

Just around the corner from West Hampstead Station, Jubilee Line



## RADIO SHACK LTD. 188 BROADHURST GARDENS, LONDON NW6 3AY



Giro Account No. 5887151 Telephone: 01-624 7174 Cables: Radio Shack, NW6. Telex: 23718

## PLYMOUTH TELECOM SERVICES

(Formerly Radiofon)

Larger range of antennas & accessories for the

**CB : AMATEUR :  
MARINE : BUSINESS  
MOBILE RADIO USER**

+ comprehensive range of components, books, tools, test gear etc. available from our

**= CONSTRUCTORS  
CORNER =**

Larger shop – better value than ever

**96 UNION STREET  
PLYMOUTH PL1 3EZ**

Tel. (0752) 21581 (Opp. Palace Theatre)

OPEN 9 a.m.–5.30 p.m. MON–SAT INC.

## PMR DEALERS

Please call us for an ICOM Dealership.

Ask for Dave Stockley.



**THE ICOM IC100E  
HIGH BAND MOBILE & BASE  
HOME OFFICE APPROVED**



**Thanet Electronics Ltd**  
143 Reculver Rd, Herne Bay,  
Kent. Tel. 02273 63859  
Telex 965179



# SYNCHRONOUS Detector

R. MYERS G8LUL\*

PART 2

Having looked at the principle of Synchronous Detection of a.m. signals in Part 1, the design aspects of a complete radio module which takes full advantage of the synchronous technique will next be described in detail.

The well-known range of Plessey SL600/1600 devices have been used throughout this design, along with comprehensive operational amplifier support systems. The circuitry is of particular interest (several of the techniques are the subject of patent applications) and will be explained in complete sections as they appear in Fig. 9.

## Synchronous Detector Section

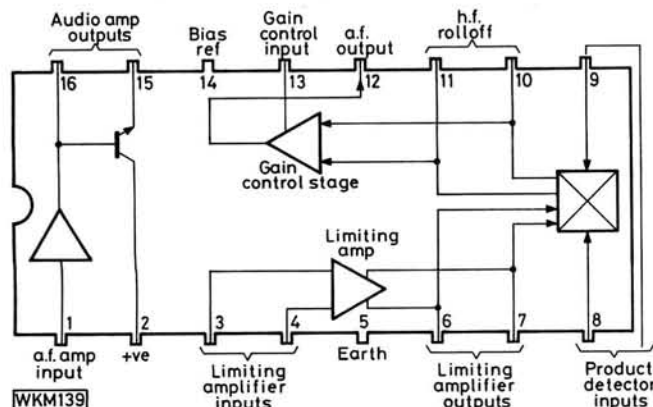
The Plessey Semiconductors SL624 i.c. contains a double balanced mixer and a limiting amplifier, necessary to achieve synchronous detection, with the added advantage of an audio output easily able to drive a power output stage or headphones direct, together with a wide range d.c. controlled audio gain stage. A block diagram of the SL624 is shown in Figure 7.

## The AGC Problem

The SL624, while being an excellent synchronous detector, suffers the disadvantage of having no easily usable a.g.c. output. Application notes for the device have suggested the use of a separate amplifier/detector, connected to monitor the input to the synchronous detector, a.g.c. being derived from this auxiliary system. As the auxiliary a.g.c. detector is of the simple (non-synchronous) type, it therefore responds to broad-band noise and will in consequence produce an a.g.c. output on the noise, even if the synchronous detector sees nothing coherent.

As the whole idea of a.g.c. is to hold steady the signal being listened to, correct automatic control of gain can only be achieved by allowing the a.g.c. system to operate by reference to the levels produced by the synchronous detector itself.

Fig. 7: Block diagram of the SL624



## Extracting the AGC Voltage

As mentioned in Part 1 of this article, a synchronous detector does produce a standing d.c. level if a steady carrier is applied to its input. In order that the desired a.g.c. action may be achieved, this d.c. level must first be reliably extracted from the SL624.

Fortunately the differential outputs of the product detector contained on the SL624 chip are brought out to pins 10 and 11, in order that a capacitor may be connected between them, thus removing the high order mixing products and tailoring the audio rolloff point. It is to these pins that an external system may be connected which, provided it does not load the standing bias levels of the SL624, may be used to measure the differential output and translate it into a voltage with respect to some reference point—usually the zero rail for an a.g.c. system.

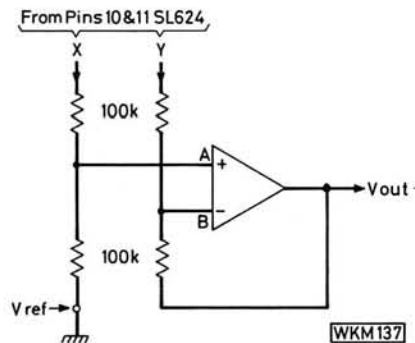


Fig. 8: The self-balancing bridge circuit

The standing bias on these pins varies markedly with temperature but is typically 8.4 volts at 20°C, with both sitting at this level if there is no input carrier. As the input signal increases, pin 11 moves proportionally more positive, pin 10 more negative, with respect to the standing bias level.

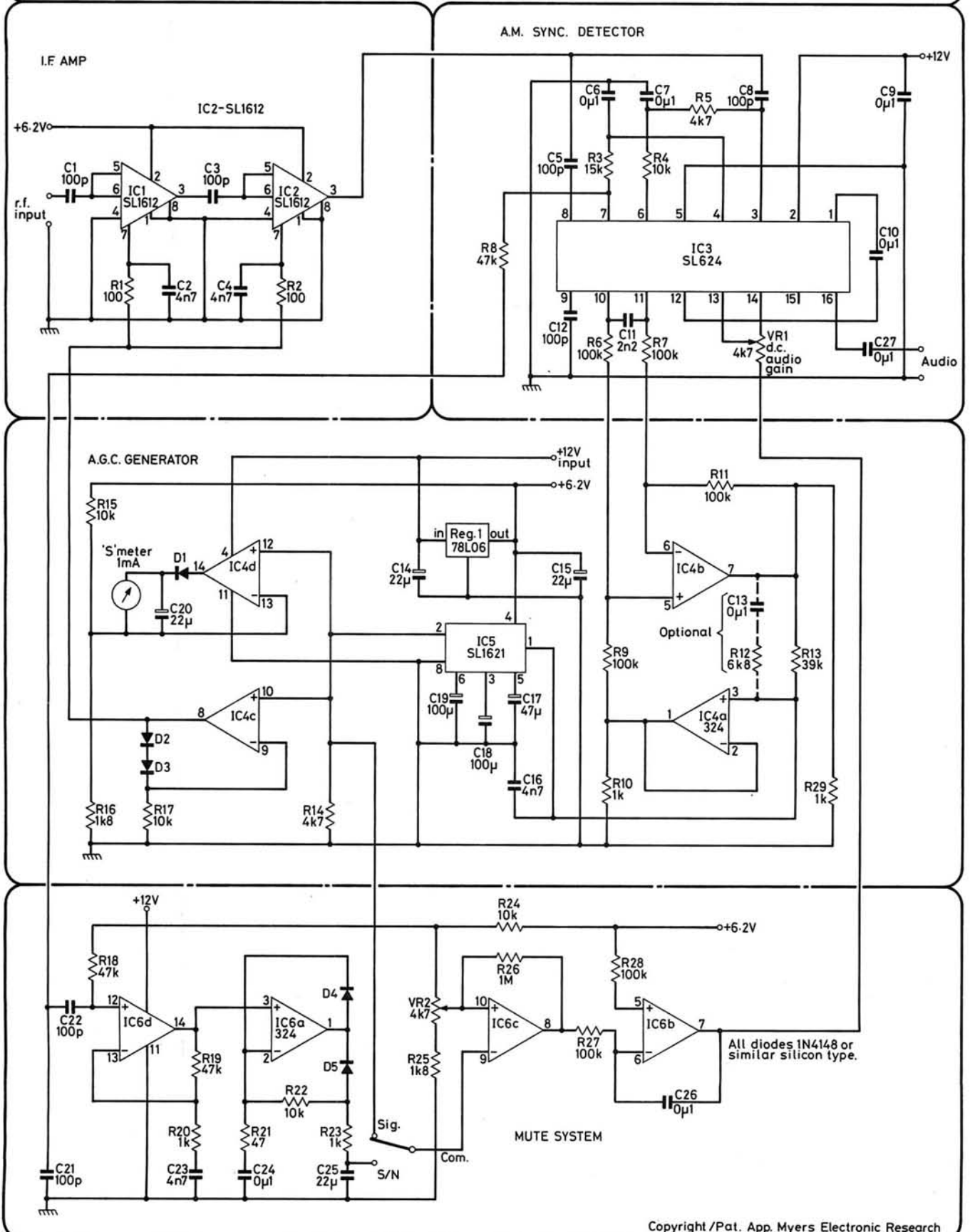
To reliably translate the differential output into a single ended voltage, with respect to the zero rail, a form of self-balancing bridge is used. Figure 8 shows the schematic layout of such a device.

The interesting thing about the circuit of Fig. 8 is that it will totally ignore any change in voltage made to both inputs X and Y, due to temperature variation of the SL624, but will reliably respond to any differential change produced by a signal input to the detector.

To test this, consider the effect of connecting X and Y and taking them to a convenient level, for easy maths let's say 8 volts. As the Vref. point has in this example been connected to the zero rail, the two 100kΩ resistors in the left hand section of the bridge bring point A to 4 volts. The op. amp. responds by swinging its output until point B is

\*Myers Electronic Research

Fig. 9: The complete circuit diagram of the Myers Electronic Research AMS synchronous detector module



also 4 volts: this can only occur when the output has become in this case zero. This is what is required—there is no differential input and consequently, no output with respect to the  $V_{ref}$  point. With the inputs X and Y shorted, the output always sits at the same level as the  $V_{ref}$  point.

Next, test the effect of raising point X to 10 volts and lowering point Y to 6 volts, a differential input of 4 volts. As X is at 10 volts, point A will be potential divided to 5 volts. Remembering that the op. amp. will always arrange the voltage at point B to be equal to that at point A, the output must sit at the anticipated 4 volts.

The output voltage from the op. amp. could be used directly for a.g.c. purposes (after a suitable CR time constant), as it is linearly proportional to the synchronously detected output of the SL624. The AMS module however employs a far more sophisticated a.g.c. system; the explanation of the self-balancing bridge is only a step on the way to full understanding.\*

## AGC Generator System

The a.g.c. generator of the AMS module uses a Plessey Semiconductors SL621/1621 audio based a.g.c. i.c. in a highly unusual manner in order to derive carrier based gain control.\*

The SL1621 was designed to produce intelligent a.g.c. action by reference to the audio output of an s.s.b. detector. It contains the equivalent of 24 semiconductors and has the ability to deal with different types of noise and fading in the most appropriate manner. It would occupy too much space to describe the device fully, but the relevant data sheets should be consulted for detailed information. The technique used in the AMS module allows all the advanced features of the SL1621 to be applied to controlling an a.m. synchronous detector system by reference to the level of the input carrier.\*

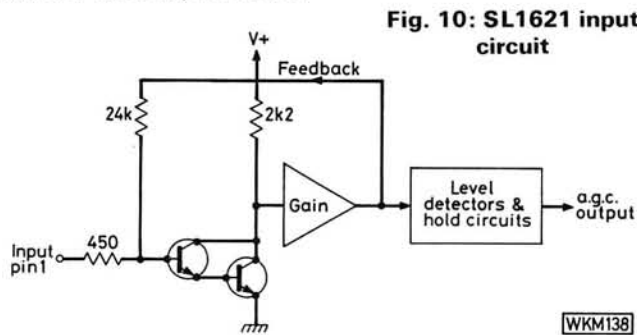


Fig. 10: SL1621 input circuit

To explain how this has been achieved, the internal input circuitry of the SL621/1621 must first be considered, shown schematically in Fig. 10.

The input consists of a two transistor inverting amplifier followed by more gain, shown here simply as a block. The gain block is connected back to the input transistor base via a 24kΩ resistor, the loop therefore being self biasing, the output voltage rises until the two base-emitter junctions switch on, at typically 1.2 volts at 20°C. The input signal in conventional use is an audio waveform capacitor-coupled to pin 1, the i.c. functioning by measuring the amplitude of the negative-going peaks of the audio, or noise, waveform. The d.c. component produced by a carrier is lost due to the necessity for the coupling capacitor.

## Drift Problem

Any attempt to couple the voltage output of an a.m. detector directly to the input of the SL1621 is doomed, as only 7mV input swing is required for full a.g.c. output, but

the drift with temperature of the two base-emitter junctions amounts to 4mV per °C. The a.g.c. threshold would therefore drift wildly with temperature, just two degrees changing the threshold by more than two, a figure totally unacceptable in a high quality system.

## The Solution

The key phrase to overcoming all such problems is constant current. If the a.m. detector output voltage is first converted to current, by some form of constant current generator, this current can be sunk from the input pin of the SL1621 i.c., thus fooling it into seeing the negative-going peak of an audio signal.

As the current is sunk by a constant current device, any voltage drift of the SL1621 input pin, due to the temperature dependence of the two base-emitter junctions, causes no ill-effect whatsoever. The instantaneous value of the current is directly proportional to the voltage output of the detector stage and, although varying with carrier strength and modulation, is termed constant, as the change in bias voltage on the SL1621 input pin is unable to alter it.

This arrangement is a most significant step, allowing the SL1621 to produce advanced a.g.c. in an absolutely reliable and drift free manner, by reference to both the carrier and audio components of a signal applied to the SL624 synchronous detector. To complete the step requires the voltage output of the detector to be converted to constant current.

## Producing a Constant Current Sink

The output of the self-balancing bridge explained previously consists of a voltage proportional to the strength of carrier injected into the SL624 synchronous detector. The circuit can be easily modified to produce constant current operation, but does require explanation.

Referring to the AMS module circuit diagram shown in Fig. 9, there are two sections of op. amp. IC4 directly below the SL624 detector. The upper section of IC4 is easily recognised as being part of the self-balancing bridge, the resistors R6, R7, R9 and R11 being the bridge network. Notice that the lower end of R9 is the  $V_{ref}$  point explained earlier. At this stage it is best to forget resistors R10 and R29, as they only serve to assist the op. amp. outputs in pulling down to near zero volts, to guarantee correct operation of the a.g.c. system under simultaneous worst case components and maximum temperature conditions. The lower section of IC4 serves only as a buffer, any voltage applied to the input pin 3 appearing at very low impedance at output pin 1.

In a similar manner to the explanation of the balanced bridge, imagine pins 10 and 11 on the SL624 to be shorted. Having therefore no differential input, the output of the self-balancing bridge, pin 7 of IC4, will sit at whatever voltage the  $V_{ref}$  point has been taken to. As the lower section of IC4 buffers the  $V_{ref}$  point, the input pin 3 of IC4 becomes the reference input of the system.

Looking carefully at the circuit it can be seen that pin 1 of the SL1621, which sits at about 1.2 volts at 20°C, is acting as the reference as it is connected to input pin 3 of IC4. The balanced bridge output, pin 7, consequently sits at the same voltage as the SL1621 input pin, resulting in no current being sunk from the SL1621 as both ends of the 39kΩ resistor, R13, are at the same potential.

If the SL624 detector applies a differential voltage to the balanced bridge inputs, that voltage will appear by the same means across R13 and therefore cause a current to be pulled out of the SL1621 input pin. Any drift of the SL1621 input bias voltage, due to temperature change,

merely shifts the Vref. input to the balanced bridge and consequently has no effect on the current whatsoever. The capacitor C16 ensures h.f. stability of the constant current system and has no effect on any audio frequency input to the SL1621. The optional components C13 and R12 shunt R13 at audio frequency, giving a degree of audio levelling by increasing the gain of the system at audio frequencies only.

## "S" Meter Drive

As the AMS module offers precision measuring ability, it is necessary to allow for the change in resistance of an "S" meter winding with temperature, a swing of 10°C will otherwise cause typically 4.3 per cent change in reading for any fixed input signal strength.

The a.g.c. output of the SL1621 is metered by a quite separate system which drives constant current through the "S" meter winding. The impedance of resistors R15 and R16 is arranged to allow a 1mA f.s.d. meter movement to hit the stop as the r.f. input reaches the maximum level before overload of the SL1612 input stage. The voltage ratio of these resistors permits the meter to begin moving only as the a.g.c. voltage applied to the SL1612 stages reaches the gain reduction threshold.

Diode D1 serves merely to prevent the meter touching the back stop when there is no input signal. The temperature dependence of this diode has no effect as both it and the meter movement are in the feedback loop of IC4. The capacitor C20 may be required to damp any meter swing, but with a good movement is normally found unnecessary. The "S" meter provides a usefully open scale for low signal strengths, becoming less sensitive towards the end stop. This makes the stop suitably hard to reach, a not insignificant 500mV peak-to-peak being required with a typical meter.

## Temperature Compensation of IF Gain

Unfortunately, when gain control voltage is applied to the SL1612 devices, the degree of gain reduction for any fixed a.g.c. voltage varies with temperature.

The SL1612 amplifiers exhibit this behaviour as they have two uncompensated base/emitter junctions in their a.g.c. input circuits. In order to correct this, the a.g.c. output of the SL1621 is first processed to have equal, but opposite, characteristics by the remaining section of IC4. The temperature compensation diodes D2 and D3 are mounted physically close to the SL1612 stages and the current density in them is arranged to be equal to that of the internal junction of the SL1612, by the value of R17. Temperature compensation obtained by this method is excellent and also helps straighten the non-linear voltage versus gain curve of the SL1612. This completes the description of the advanced a.g.c. generator functions.

## IF Amplifier

The gain section of the module consists of two SL1612 amplifiers coupled by 100pF capacitors, this value allowing operation well into the long wave band should it be required. The maximum voltage gain of the two stages is 2500. The a.g.c. input, pin 7, of each stage has a CR filter, to prevent any unwanted r.f. coupling between stages, which has no effect on the normal a.g.c. time constant.

## Muting System

The mute system operates by monitoring either signal to noise ratio or signal level. In the signal to noise mode,

reference is made to the output of the limiting amplifier in the synchronous detector. If there is a clean r.f. sine wave present at the input of the detector stage, the output of the limiting amplifier will be a symmetrical squarewave at the signal frequency.

The average of a symmetrical squarewave at any frequency is half its amplitude, the resistor R8 and capacitor C21 performing the averaging. Resistor R8 is placed as close as possible to the limiting amplifier output pin to reduce capacitive loading to the minimum.

If the input signal contains noise, the zero crossing points of the limiting amp. will be interfered with, causing the limiting amp. to switch alternately early and late as the input noise either adds to, or subtracts from, the i.f. sine wave. As the limited output is no longer a steady symmetrical squarewave, but one which randomly varies about the mean, the average voltage appearing at the top of C21 begins to vary. The two left hand sections of op. amp. IC6 act as an amplifier/detector for this noise signal, the detected d.c. output appearing at the top of the filter capacitor C25.

The next section of IC6 is the threshold switch which compares the output of the noise detector or a.g.c. level (link selectable) with the setting of VR2, the user mute control. Resistor R26 provides a degree of hysteresis which reduces when the pot is set to detect signals well in the noise, and increases when the user wishes the module to take only excellent signals. Once the threshold is reached, pin 8 of IC6 swings cleanly either to near zero or supply rail, depending on the signal being better or worse than the set condition.

The remaining section of IC6 is used as a true integrator which linearly ramps the audio gain control voltage applied to the SL624 providing fast but click free on/off switching of the audio with no unnecessary squelch "noise tail" as exhibited by many systems.

## Typical Applications

As the AMS module operates over a wide range of frequencies without adjustment, it may be considered to be a universal i.f. system as it will easily deal with all the common intermediate frequencies.

If the module is used to add true a.m. detection to an existing s.s.b. or f.m. receiver, it may be connected at will to the first or second conversion i.f. strip of that receiver to quickly determine where the best signal to noise ratio is obtained.

As the module has excellent a.g.c. range, it may similarly be used to trace a signal through a receiver to check if adjustments made to a particular stage are improving the signal to noise ratio. This measurement is very easy as the AMS module has monitoring points for both its signal level and signal to noise detecting systems, allowing meters to be used to help sort out what goes on at any stage in a receiver.

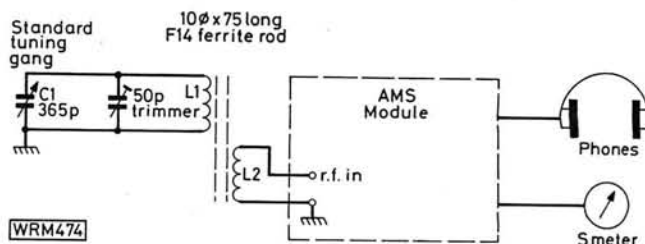


Fig. 11: A basic m.w. receiver

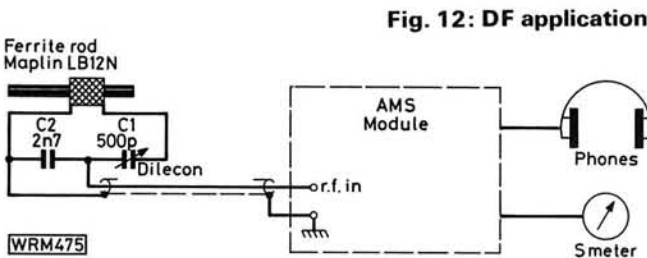
## Complete Receiver

The module becomes a complete receiver with the addition of a suitable tuned circuit. A simple LC combination tuning the medium wave band using a ferrite rod antenna, allows broadcast signals to be synchronously detected.

The optional audio levelling provided by the module is particularly valuable in car radio applications as the audio level may be set just above the vehicle noise, the system holding the desired level despite changes in signal strength and modulation depth. This helps to prevent the continual adjustment of the volume control as the program content changes.

## Direction Finder

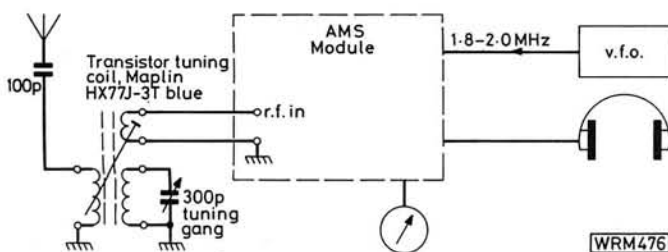
If a ferrite rod tuned circuit covering the l.w. band is used, a compact and highly stable marine beacon receiver may be constructed and operated direct from a 12 volt supply.



As the input signal levels are measured with extreme precision and repeatability, the readings produced by known beacons in line of sight may be noted to give an accurate idea of distance, should fog prevent a visual estimate. The open meter scale at the lower signal levels allows easy detection of the null when rotating the ferrite rod for d.f. purposes.

## Modification for SSB/CW

The basic a.m. board can be easily modified for s.s.b. and c.w. reception. First locate and remove 100pF capacitor C8. Next, identify the vacated pad connected to pin 3 of IC 3, this is the b.f.o. injection point. All that remains to be done to complete the conversion is to connect, via miniature screened cable, the b.f.o. Connect the cable screen to an earth post on the underside of the AMS board nearest to the old C8 location, and the centre core to pin 3 as detailed above. As the injection point is highly sensitive, only a few millivolts of b.f.o. injection are required. It is recommended that the cable centre core insulation is left intact at the b.f.o. end, just wrapping a turn or two of the centre core around a suitable point in the b.f.o. should suffice. **Do not** connect d.c. or high level b.f.o. output to the injection point.



**Fig. 13: Direct conversion of s.s.b./c.w.**

## Direct Conversion

The AMS module provides the basis for an excellent direct conversion receiver. For Top Band use, for instance, a ferrite rod or conventional tuned circuit may be used to preselect the frequency of interest.

Injecting a 1.8 to 2.0MHz v.f.o. into the AMS module limiting amp. input allows the required s.s.b./c.w. station to be tuned with the v.f.o. When used in this way the module functions as a "superhet" with an i.f. of zero. The front end tuned circuit needs to be high Q and/or multi-section to keep the monster m.w. broadcast signals out of the amplifier stages.

## General Information

The AMS Synchronous Detection Module is a new device offering advanced receiver facilities on a single board and making the synchronous technique easily available to the experimenter. The input frequency may lie between 200kHz and 20MHz, the filter or tuned circuit applied to the input totally defining the operating frequency with no other adjustments. The module may therefore be used as a complete i.f. unit or a tunable receiver. Due to the extreme stability of the signal measuring functions, long term checks and adjustments to antennas, pre-amps or converters feeding the module may be made with absolute confidence in the meter reading.

Items in the text marked \* are the subject of patent applications by Myers Electronic Research. ●

## UNCLE ED'S PAGE

▶▶▶ continued from page 28

equal. For voltage amplifiers, where power levels are so low as to be unimportant, the abbreviation **dBVg** (decibels of voltage gain) may be encountered—here the input and output impedances may be different.

One which has always seemed a bit unnecessary to me is **dB<sub>r</sub>**, meaning dB relative. Relative to what? Well, what it was before you started making adjustments, or to what the specification says it should be.

## Working With Decibels

To close, a few useful pointers to help you get used to decibels. An amplifier with a gain of 13dB—what does that mean in power ratios? Well, 10dB is "times 10", and 3dB is "times 2": 13dB is "times 20", so in other words, you multiply the power ratios but you add the corresponding decibel figures. Just like using logarithms to solve multiplication problems.

You may find it helpful to draw out your own versions of Figs. 1 and 2 for voltage values, remembering that all the decibel values on the bottom scales are then multiplied by 2. You'll often be using an oscilloscope or voltmeter to check signal levels, and these indicate voltage, not power. Output powers quoted in specifications are easily converted to voltages using the formula  $V = \sqrt{WR}$ , where R is the load impedance.

If you're checking out an amplifier frequency response, using a voltmeter to measure the output, remember that the -1dB point is very nearly equal to the point where the reading has fallen by 10 per cent from your starting value.

# NEWS NEWS NEWS

## Out of Thin Air

It gives us great pleasure to announce that the *Practical Wireless* publication, *Out of Thin Air*—A Guide to Aerial Theory, Design and Propagation, has been reprinted.

For further details and an order form, see page 38.

## Catalogues

Marco Trading inform me of the availability of their latest components catalogue which includes in its lists i.c.s, transistors, resistors, diodes etc. In addition, they have produced a "special" test equipment catalogue in which all the products listed are offered at very reduced prices. One example of these products is a Russian built multimeter, type U4324, which has an impressive list of functions and features a meter with a taut band suspension movement. The U4324 is offered at only £10.50 plus £1.50 p&p.

To obtain your copies of the catalogues, send an s.a.e. to: *Marco Trading, The Old School, Edstaston, Wem, Shropshire SY4 5RJ. Tel: Whixall (094 872) 464/465.*

## First Ch. 4 TV TXs Ready To Go

The first pair of TV transmitters for the Independent Broadcasting Authority's Channel 4 service have been connected to their channel combiners and handed over ready for use when the IBA brings Channel 4 into service during 1982.

The two transmitters, Marconi 15kW Type B7445 u.h.f. equipments, have been installed and commissioned at Winterhill, Lancashire, by Marconi Communication Systems Ltd. Marconi is equipping a further eleven sites throughout the UK with similar suites, as well as installing a one-B7445/one-B7442 (4kW) u.h.f. combination at a further thirteen sites, all for the Fourth Channel network. All these, as well as some twenty-five further sites throughout the UK, are being equipped with Marconi-designed channel combining units which will enable all four TV channels (2 x BBC and 2 x IBA) to be transmitted from the same mast.

*Marconi Communication Systems Ltd., Marconi House, Chelmsford CM1 1PL.*

## Computing on Short Wave

An experiment, thought to be the first of its kind, was conducted recently by Radio Netherlands during its regular "Media Network" international short wave broadcast programme.

A simple direction and bearing computer program devised by Professor John Campbell, Head of the Computer Science Department at Exeter University, in easy-to-use BASIC was transmitted from the Lopik, Holland transmitters and via satellite linked relay stations at Bonaire and Madagascar.

No modifications were made to the

standard a.m. broadcast signal, used to pass the tone encoded data. Results fed back to Radio Netherlands indicated 42 per cent of listeners who participated in the experiment obtained successful results; of those listeners unable to retrieve the program, problems relating to tape recording levels and too narrow bandwidth appeared to be the most prominent.

If you are interested in participating in the next experiment, which is scheduled for 28 January, 1982, send 1 IRC (for postage, obtainable from main post offices) for a frequency listing to: *Radio Nederland, P.O. Box 222, 1200 JG Hilversum, Holland, marked Computer Information Release.*

## Solar/Wind Powered TV


The use of natural, renewable energy sources has been a matter of concern to IBA engineers not only from the viewpoint of energy conservation but also as potentially providing an alternative energy source in locations where it would be unduly expensive to install cables from the electricity mains supply, for communities numbering a few hundred people. The result of this concern has been the installation of the first TV transmitting station in the UK to be powered by the wind and sun at Bossiney in Cornwall.

All power for the transmitting station will normally be provided by either the wind or solar generators or from a bank of 36 large lead-acid batteries (about 1000Ah) that will be kept charged by excess power from the generators.

The wind generator has an output of 150W at a windspeed of 7 metres/second and the array of 24 solar panels, comprising 864 silicon solar cells, can provide a maximum of 780W in peak sunlight. The transmitting equipment has a power consumption of about 150W.


The attraction in the UK of both wind and solar power is that weather conditions can usually be expected to favour one or other of these energy sources. Only in long periods of still fog—unusual in Cornwall—is there thought to be any risk of the batteries becoming fully discharged.

Although this experimental station is connected to the electricity mains sup-



ply, this source of power will normally only be used to operate the sophisticated data recording system that will provide some 30,000 readings over the next five years.

*Independent Broadcasting Authority, 70 Brompton Road, London SW3 1EY. Tel: 01-584 7011.*



### Book Catalogue

Babani Books have their new 1982 catalogue of Radio, Electronic and Computer Books available.

To obtain your free copy, send your name and address to: *Bernard Babani (Publishing) Ltd., The Grampians, Shepherds Bush Road, London W6 7NF. Tel: 01-603 2581/7296.*

### Rallies and Events

Leeds and District Amateur Radio Society will be holding their Christmas Rally on Sunday, 13 December 1981 at the Pudsey Civic Centre, Dawsons Corner, Pudsey, West Yorkshire, commencing at 1100hrs. There will be all the usual rally attractions plus a number of "non-radio" stalls which should appeal to wives and families.

Further details from: *The Secretary, Chris Gledhill G6CNP, tel: Pudsey (0532) 567702.*



### CB Day

2 November, 1981, the day Citizens Band Radio became legal, saw at the "early-opening" post office at Trafalgar Square, Mr Al Gross the first ever CB'er applying for the first CB licence to be issued in the UK.

Later in the day, yours truly G8ZPW met Al W8PAL at the Eyeball Bistro, 2 Princes Street, London W1 and the

photograph shows us examining some of the original experimental CB prototypes, designed and built by Al, to operate on 250MHz.


Among many CB licences for experimental work on 250MHz and 460-470MHz, issued between 1944 and 1948, Al holds the first official American CB licence, 19W0001, issued on 22 March 1948.

# Next month in

for  
**TESTING**  
or  
**TEACHING**

## Build our **MODULATED WAVEFORM GENERATOR**

Providing sine, triangle, square, ramp, sawtooth or pulse outputs from 100Hz to 1MHz, with internal f.m. or a.m. (including d.s.b. suppressed carrier) by sine, triangle or square waves, or external modulation, or simultaneous a.m./f.m.



ON SALE 2 JAN

## 3-Band Short-Wave Converter

- 1.6 - 6 MHz
- 4 - 15 MHz
- 7 - 30 MHz

A relatively simple and inexpensive unit which will convert almost any transistor portable radio into a general-coverage short wave receiver. A b.f.o. unit is provided for the reception of amateur s.s.b. and Morse signals.

Special Offer

**'TIMESTEP' DFC4**

Digital Frequency Counter Kit

*as used!*





I got involved in the world of "Amateur Radio" in a rather precarious way, taking my life—not to mention the soldering iron—in my hands in installing the antenna and suffering many scathing remarks from my wife. But, undaunted, I am now the proud owner of a "communications receiver" and quite a few QSL cards. Also a rather depleted bank balance.

Well, one evening I was seated at the receiver, weary and ill at ease—wary with having cleaned up the solder I had dropped on the carpet and ill at ease thinking of what excuse I could tell the wife—when I had this brilliant idea. Why not go in for the RAE and transmit? I could see it all now—me in front of the "rig", microphone in one hand, Morse key in the other, the cat watching in utter amazement. The more I thought about it the more excited I got.

At that moment the wife came in and noticing how excited I was—she's very quick at noticing things, especially the solder still stuck to the carpet—said "That's it! I knew you would. You've electrocuted the cat!" She calmed down a bit when the cat appeared unharmed. Now, I thought, is the moment to tell her—the wife, not the cat—about my bright idea. When she had stopped laughing she gave me some encouraging remarks like



# RAE—nothing to it!

H.A.CROOKES

"Pass the maths? You can't add up to ten without using a calculator!" and similar ego boosters.


I could not sleep that night thinking about the RAE and how I could get the rest of the solder off the carpet short of cutting a six inch square hole out of it. I decided to ignore the carpet and concentrate on the RAE. The following morning I purchased a pencil, ruler and a book on maths. The pencil and ruler I could understand, the book on maths I could not, so I used it to cover up the hole in the carpet. Next I thought "How do I study?" Now evening classes are OK if you can attend regularly but I had already run out of excuses for dodging doing the decorating and to say I was going out two nights a week . . . well I am in enough trouble about the carpet as it is. Then I had another brilliant idea—do a home study course. You can study when you like and where you like so I sent for some details, brochures and an estimate for a new carpet. In due course they arrived, the brochures and the carpet estimate. Now, being rather crafty I first

showed the wife the estimate for the carpet and while she was imagining an Axminster with a four inch pile, I mentioned the home study course, not too loudly you understand, and the Gods must have been smiling because she said yes, what a good idea. Afterwards she said she was referring to the carpet, not my course. But by then it was too late. I had enrolled, or rather I had signed the form and sent the money.

I could hardly wait for the course to arrive. I fully expected at least one book but when it did come it consisted of twenty-four. When I came home from work that evening the wife said, "Dinner is ready"—but how can you even consider food when all day you have been putting yourself on a level with Einstein, Newton and other brainy people. I wanted to devour the course, not food, so I immediately cleared the table, putting all the dishes, cutlery etc in the sink but in my enthusiasm I inadvertently put the cat in as well. Anyway, peace was restored and the cat dried out by the fire and the wife dried up the dishes.

Now the great moment had arrived. I opened the first book, "Elementary Maths". I really did think they would have given me a chance and started me off on tables. But no, there were things like fractions and decimals and all sorts of other complicated ways to add two numbers together. My confidence was, like my bank balance, ebbing away fast. But by eleven o'clock that evening and after countless cups of coffee I had mastered it—yes, I could do fractions, and decimals were not as bad as they at first seemed.

Well, I sent my first test off and waited for the results and to my utter amazement I passed so I started on the next and so on. I plodded on and on through all the books and logarithms, roots and all and passed each test. By now I am so confident I have applied to take the RAE in May but that will be another story. So you see, if I can do it, then why not you? Admittedly it cost me a new carpet and a lot of hard work but should I pass in May then it will be another step up the ladder of this addiction they call "Amateur Radio".



**SPECIAL  
PRODUCT  
REPORT**

**IC-25E**

**ICOM**

# 2m FM MOBILE TRANSCEIVER



Not another 2 metre f.m. only rig you sigh! Ah well it seems that the clever gents from the Land of the Rising Sun reckon that we will change our rigs at the drop of a hat as soon as they make our present model obsolete.

Icom's IC-25E could fall into that category but on closer inspection it does offer several different and useful features.

First impressions are that Icom have toned down their styling. Gone is the angular almost military look although the front panel layout still bears a resemblance to previous Icom mobile rigs. The overall size is much smaller than the IC-255E which it is intended to replace. In fact the rig is not much larger than a conventional car radio and this should make it easier to find somewhere to install it. The speaker is fitted into the bottom of the rig and in most installations will face downwards. Provision is made, however, on the back panel for an external speaker.

The most obvious difference between the two rigs is the way in which the repeater shift is obtained. The IC-25E has an independent split and this is set to 600kHz on initial switch-on. If it is required the split can be re-programmed but for most UK users this will not be necessary.

The two v.f.o.s are used in a novel way. One tunes in steps of 5kHz and can also have its frequency set into any of the five memory channels while the second v.f.o. tunes in 25kHz steps but cannot be used to set the memories up.

Setting the five memories up is simple, the VFO/MEMORY switch is set to VFO and the desired frequency selected with the tuning knob. The VFO/MEMORY switch is then turned to select the required memory and the WRITE button pushed. It took me some time to get used to the fact that the display changes from the desired frequency to whatever happens to be in the memories as the switch is operated, but the memories are retained so long as power is connected to the rig.

A priority channel facility is built in so that any of the five memory channels can be automatically monitored every five seconds. This is a very useful facility.

Full scanning facilities are provided and these can be controlled from the microphone as well as the front panel. It is

possible to select two frequencies and then scan all frequencies between them. As supplied the rig scans for busy channels but it can be changed to scan for vacant ones by an internal plug and socket change. Scan speed and dwell time can also be altered internally.

The two independent v.f.o.s allow you to scan for a free channel with one v.f.o. while retaining your original operating frequency in the other. A simple push of the vfo button returns you to the original frequency while retaining the vacant channel in the second v.f.o.

For repeater operation a 1750Hz toneburst is fitted and this is operated by pushing the TONE button. This is convenient but is a bit of a problem if your repeater needs an immediate period of valid audio after the tone. You need to be an octopus to operate the TONE button followed immediately by the p.t.t. button and drive the car. (The cure lies not with the rig designers but with the repeater logic designers who dream up these tortuous access routines.)

In real mobile use the IC-25E proved to be easy to drive—once fully programmed—and put out a very good signal with reports of excellent audio quality. The controls are compact but not fiddly to use and Icom seems to have at last taken note of the comments on the action of their tuning controls and this one is very smooth and pleasant to use.




The mobile mounting bracket is Icom's standard hinged and clipped style which makes for very rapid and simple removal and installation and also allows you to fit a small padlock for improved security, a very useful point with the increase in stolen rigs.

The construction is up to Icom's usual high standards and initial reports from the importers indicate a very high level of reliability. The p.a. is modular and even with long overs the heat sink did not get over hot.

The instruction manual is in the Icom tradition and is comprehensive including a full circuit diagram and p.c.b. layouts to aid with fault-finding if needed.

There was a certain amount of audible synthesiser hum breaking through on to the final audio stages and this was very noticeable with no signal present and the squelch ad-

**IC-25E**  **ICOM**



vanced. The volume control made no difference to the level of this hum. Reports from other stations indicated that there was no trace of the hum on the transmitted signals and with a signal being received the hum was not noticeable.

This rig is certainly very nice both to look at and to use

and its very compact dimensions coupled with 25W of r.f. output should make it very popular although I can't help thinking that it would be even better if it was a multimode and not just f.m. I may be wrong but many of the features seem to be wasted on f.m. operation.

## ★ specifications

### GENERAL

<b>Frequency coverage:</b>	144.000–145.995MHz
<b>Frequency resolution:</b>	5kHz and 25kHz steps
<b>Frequency control:</b>	Microcomputer based 5kHz step digital p.l.l. synthesiser. Independent dual v.f.o. capability
<b>Frequency stability:</b>	Within $\pm 1.5$ kHz
<b>Memories:</b>	5 channels
<b>Antenna impedance:</b>	50 $\Omega$ unbalanced
<b>Power supply:</b>	13.8V d.c. $\pm 15\%$ (negative ground) 6A max
<b>Current drain (at 13.8V d.c.):</b>	Transmit 25W 4.8A 1W 1.3A Receive At max audio output 0.6A Squelched 0.4A
<b>Dimensions:</b>	50 x 140 x 177mm
<b>Weight:</b>	1.5kg

### TRANSMITTER

<b>Output power:</b>	25W, 1W ( <i>24.5W, 0.6W</i> )
<b>Emission mode:</b>	F3E
<b>Modulation system:</b>	Variable reactance frequency modulation
<b>Max deviation:</b>	$\pm 5$ kHz
<b>Spurious emission:</b>	60dB below carrier
<b>Microphone:</b>	1.3k $\Omega$ dynamic microphone with built-in preamplifier and push-to-talk switch
<b>Operating mode:</b>	Simplex, Duplex (any inband split)
<b>Tone burst:</b>	1750Hz $\pm 0.1$ Hz

### RECEIVER

<b>Receiving system:</b>	Double-conversion superheterodyne
<b>Intermediate frequency:</b>	1st: 16.9MHz 2nd: 455kHz
<b>Sensitivity:</b>	$>30$ dB SINAD at 1 $\mu$ V $<0.6$ $\mu$ V for 20dB quieting $<0.4$ $\mu$ V
<b>Squelch sensitivity:</b>	
<b>Spurious response rejection ratio:</b>	$>60$ dB
<b>Selectivity:</b>	$>\pm 7.5$ kHz at $-6$ dB point $<\pm 15$ kHz at $-60$ dB point
<b>Audio output power:</b>	2.0W
<b>Audio output impedance:</b>	4 to 8 $\Omega$

Test results in italics

Our thanks go to **Thanet Electronics, 143 Reculver Road, Beltinge, Herne Bay, Kent. Tel: 0227 363859** for the loan of the review sample.

### Price

The IC-25E costs £259.00 including VAT and is equipped with a scanning microphone as standard.

Dick Ganderton

## WHERE ARE YOU? WHERE AM I?

▶▶▶ continued from page 22

	<i>Long.</i>		<i>Lat.</i>
From 2 + 3	$2^{\circ} 30' 35''$ W	= Y	$53^{\circ} 37' 30''$ N
	$2^{\circ} 0' 0''$		$53^{\circ} 0' 0''$ = N
Remainder	$30' 35''$		$37' 30''$
From 4 + 5	$24' 0''$	= 08	$30' 0''$ = 30
Remainder	$6' 35''$		$7' 30''$
From 6	$4' 0''$		$5' 0''$ = A
Remainder	$2' 35''$		$2' 30''$
	(Ignore)		(Ignore)

QRA locator = YN38A

Again, the reader is advised to try it out for himself until the method becomes familiar.

### Finale

Now you know how to work out where you are and the station you wish to work is located! Having set up the dish direction correctly, all will be lost if the dish alignment in the *vertical* plane is not exact. Thus, by means of a small circular spirit level attached to the top of the transceiver box, ensure that the equipment is level. All should then be set up correctly and the attempted QSO can commence!

The use of a talk-back 2m frequency of 144.33MHz is mentioned in the "Exe" series. This should be regarded only as a microwave "calling frequency". Once 2 metre contact has been established, the operators should move up or down in frequency to a channel which will not interfere with the most-used s.s.b. frequencies. It is common to move off to a frequency below 144.20MHz.

The methods of calculating bearings, distances and QRA locators are 'frequency independent'. That is, they are universally applicable to any band and the accuracy of antenna setting which is possible using the figures is only perhaps appropriate to the very narrow beam-widths of the parabolic dish antennas commonly used at microwave frequencies.

The beginner should aim to increase the distances worked step-by-step, first of all over a few kilometres, then over tens of kilometres, and finally to the magic figure of "150km plus". For those operators who are members of the RSGB, there are awards available for varying degrees of operating skill (and luck!). A certificate is available for distance worked (Table 10) on all the major microwave bands and other certificates for QRA squares worked (on 10GHz, 5 or more). These awards really are *earned* by dint of patience, perseverance and planning.

Good Luck!

**Table 10 Distance Awards (RSGB)**

Band	Distance (First contact) any mode/any power
1.3 GHz	600km+
2.3 GHz	500km+
3.4 GHz	400km+
5.7 GHz	300km+
10.0 GHz	150km+
24.0 GHz	150km+

Note: all claims must be supported by QSL cards and are only available to members.

# MODS

**IMPORTANT**—The ideas presented here are suggestions only, and as they are untried by this magazine, we cannot accept responsibility for any resultant damage, however caused. Before alterations are attempted, care should be taken to ensure that any guarantee is not invalidated, and it should also be borne in mind that modifications usually have an adverse effect on resale prices. In cases where specialist skills or equipment are needed, most dealers will undertake the work for a reasonable fee.

**Roger Hall G8TNT(Sam)**

No. 12

Mods this month is devoted entirely to the **Trio TR-9000**. The first mod, which was sent in by Mr. B. R. Abrams G8CCI, provides battery back-up for the 5 memories so that you don't have to reload them every time you disconnect the rig.

## Memory Back-up

First remove the bottom cover and locate the blue wire that runs from the memory back-up socket on the back of the set—it's harnessed with some other wires and they are all in a channel on the right-hand side of the rig between the outer side rail and the inner chassis.

Cut this wire approximately halfway along its length and then make up the series circuit shown in Fig. 1.

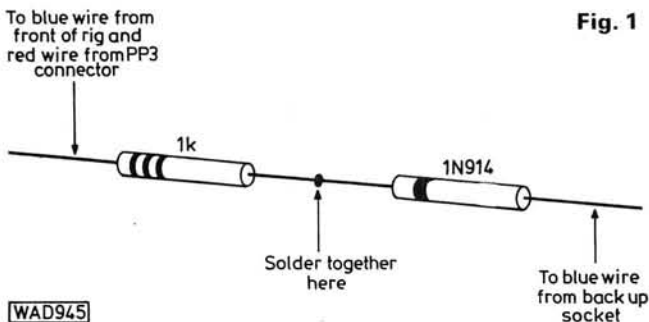


Fig. 1

Strip back the insulation from the newly cut end of the part of the blue wire which runs back to the socket and solder it to the free end of the 1N914 diode. Sleeve the resistor/diode assembly with approximately 40mm of suitable heat-shrink sleeving and then slide it back to show the free end of the resistor. Strip the insulation from the remaining cut end of the blue wire and solder this, along with the positive lead from a PP3 connector, to the free end of the resistor. Slide the heat-shrink sleeving back along the assembly so that it covers all the joints and then shrink it. Now carefully introduce this assembly back into the harness along the side of the rig.

Solder the negative wire from the PP3 connector to any convenient chassis earth point. Plug in a PP3 NiCad to the connector and use double-sided foam sticky things to attach it to the bottom cover. There are several possible positions but you must make sure that there is sufficient clearance when the cover is replaced.

With this mod, the NiCad is charging all the time that the set is connected to a 12 volt supply and when the supply is disconnected, memory back-up can be maintained for up to 36 hours. Mr. Abrams points out that this mod is valid only if a supply is normally maintained on the power socket, as the resistor value that has been chosen to provide the charging current will dictate a charging time of approximately 24 hours to fully charge a totally discharged battery. The charging rate is within the limits for continuous charging of a PP3 NiCad.

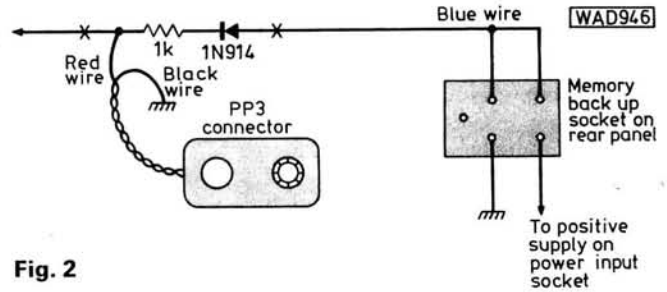


Fig. 2

## Semi-Reverse Repeater

The second mod this month is for semi-reverse repeater (listen on the input) and it was sent in by Jim GI6BSQ. Jim has not supplied the "nuts and bolts" details for this mod, just the outlines, but I'm sure that most of you will be able to carry it out from the information that has been given.

To achieve a 600kHz shift it is necessary to break into the digital output lines which lead from the control board to the p.l.l. board. Connections 31 and 23 on the p.l.l. printed circuit board must then be made to reverse their logic states, i.e. 31 which is 1 must be made 0 and 23 which is 0 must be made 1.

Jim mentions that this could be done very simply with a double-pole change-over switch but he has not used this method because it would mean cutting a hole in the case to mount the switch assembly. Instead he has used a quad 2-input NAND integrated circuit, either a 4011 or a 4093. This is connected up as in Fig. 3 and then the entire circuit, which was mounted on a piece of strip-board, can be wrapped in cling film, for insulation, and then fitted into the set. Jim recommends allowing it to lie at the front of the rig, just behind the display, as the interior of the TR-9000 is very cramped.

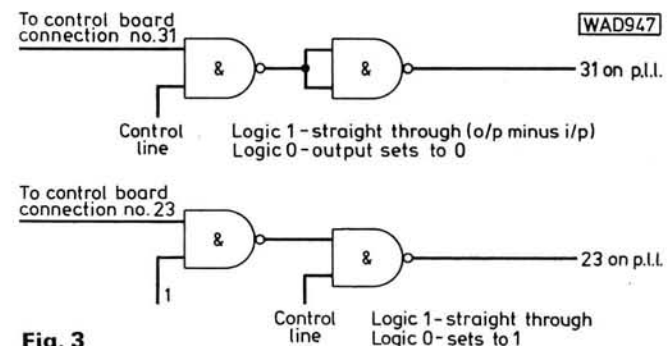


Fig. 3

continued on page 58 ▶▶▶

# RF NOISE BRIDGE

E. A. RULE G3FEW

This simply constructed but accurate unit will allow antennas to be matched over a wide frequency range. It can also be used to check the input impedance of receivers and antenna pre-amplifiers as well as signal generators. It has an impedance measuring range of from 10 to 100 ohms to cover the normal 50 and 75 ohm impedances used in practice, and will measure over a frequency range of from a few hundred kilohertz to above 146MHz.

As a broad-band noise generator it also has a number of other uses and should be a useful tool to the experimenter. Construction is simple and only a few components are required. The author makes no claim that it is an original design as the circuit is based on well tried and proven techniques.

## Circuit

The diagram (Fig. 1) shows a block layout of the r.f. bridge. It consists of a noise generator feeding a bridge circuit which allows an unknown impedance to be compared with a known one. The output from the bridge is fed into a receiver which acts as a frequency-selective null indicator.

The complete circuit is shown in Fig. 6. Zener diode D1 acts as a broad-band noise generator, its noise output amplified by the three stage broad-band amplifier Tr1, Tr2 and Tr3. The output from Tr3 is fed via a short length of coaxial cable to the bridge. The l.e.d. D2 acts as POWER ON indicator, and is wired in series with the supply so that it operates using the current already flowing into the amplifier and noise diode circuit. This keeps the battery drain to a minimum. The slight voltage drop across the l.e.d. will not affect the operation of the circuit. Capacitors C1, C5, C6 and C8 decouple the supply rail and also prevent r.f. noise from getting into these circuits and re-radiating into the bridge, preventing an accurate balance from being obtained at v.h.f.

## The RF Bridge

Although simple, this part of the circuit is critical and the construction details should be followed carefully if good results are to be obtained at v.h.f. Carefully constructed the bridge will enable measurements to be made at frequencies in excess of 146MHz.

The heart of the bridge is a Mullard toroid core type FX1598 or Neosid 28-511-35. This is wound with four identical windings of five turns each. L1 and L2 form the primary winding, L3 and L4 form the secondary. To keep the stray capacities even, L2 is used to maintain even distribution of winding capacity even though one end is not



connected. This end is, in fact, adjusted by bending it closer to or further from the core to obtain balance of the stray capacity at v.h.f. and will be dealt with later in the section on setting up. The centre tap of the secondary is fed, via a suitable socket, to the receiver being used to indicate the null. If the unknown impedance is the same value as the impedance of R9, then the output at the centre tap will be at a minimum. At other values the secondary circuit will not be balanced and some noise output will be obtained and indicated on the receiver. A receiver with an "S" meter is to be preferred.

## Construction

The bridge is built into a suitable diecast metal box. The actual size is not critical providing it is large enough to house the components without difficulty, but do not try to use a smaller box than that shown as it is important that the actual bridge part of the circuit be spaced apart from the noise generator.

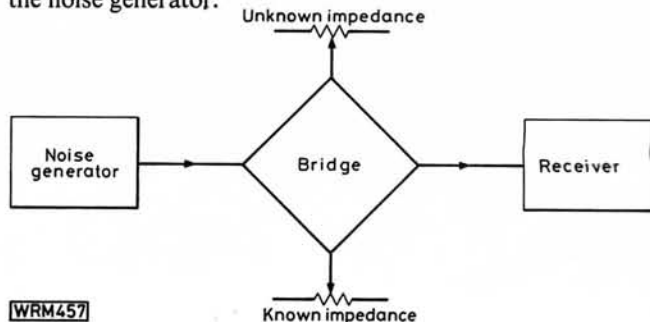
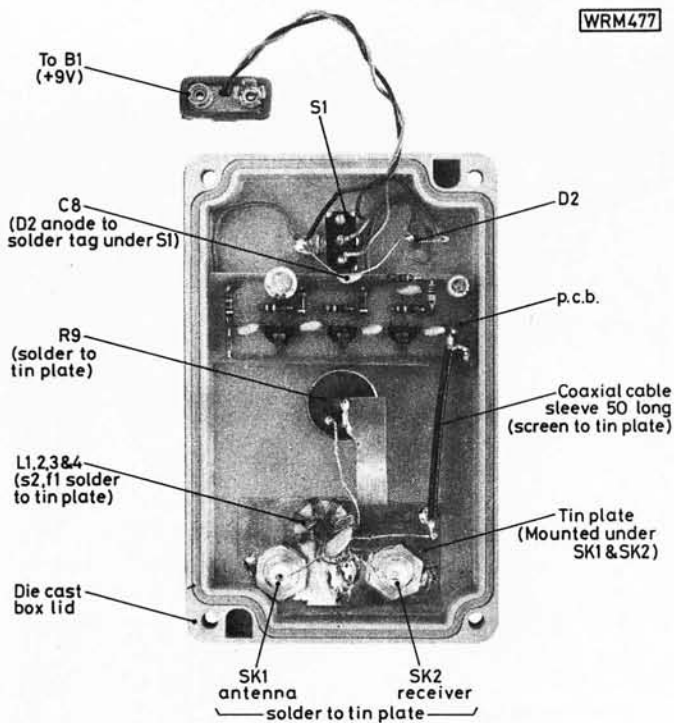


Fig. 1: Block diagram of the Noise Bridge

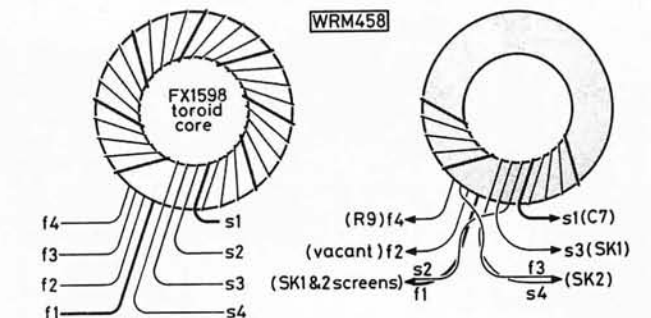


**Fig. 2: The physical layout and wiring of the completed noise bridge showing the relative positions of the components. The p.c.b. is held in place with Sticky Fixers. In this model the two individual pieces of tin-plate have been replaced by one piece cut to shape**

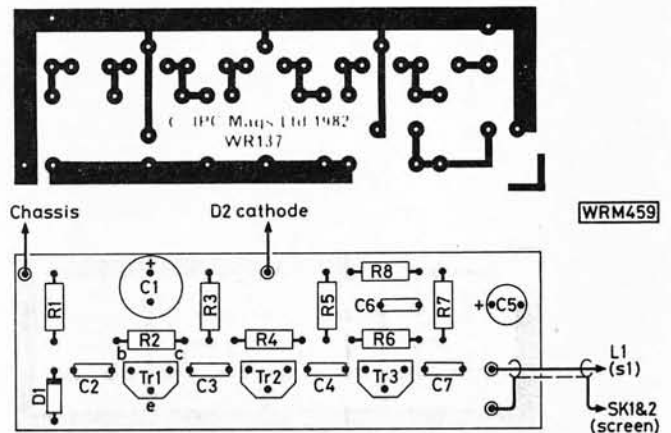
The sockets can be BNC, Belling Lee, SO239, or any other good quality r.f. socket. Do not be tempted to use screw terminals as balancing the bridge will be almost impossible.

## Toroidal Transformer

Although the toroidal transformer is simple, its actual construction is very critical if good balance at v.h.f. is to be obtained. First, measure four lengths of wire. These should each be 200mm long and completely free of any kinks. It is a good idea to stretch the wire slightly to remove any kinks. Place the four wires side by side and



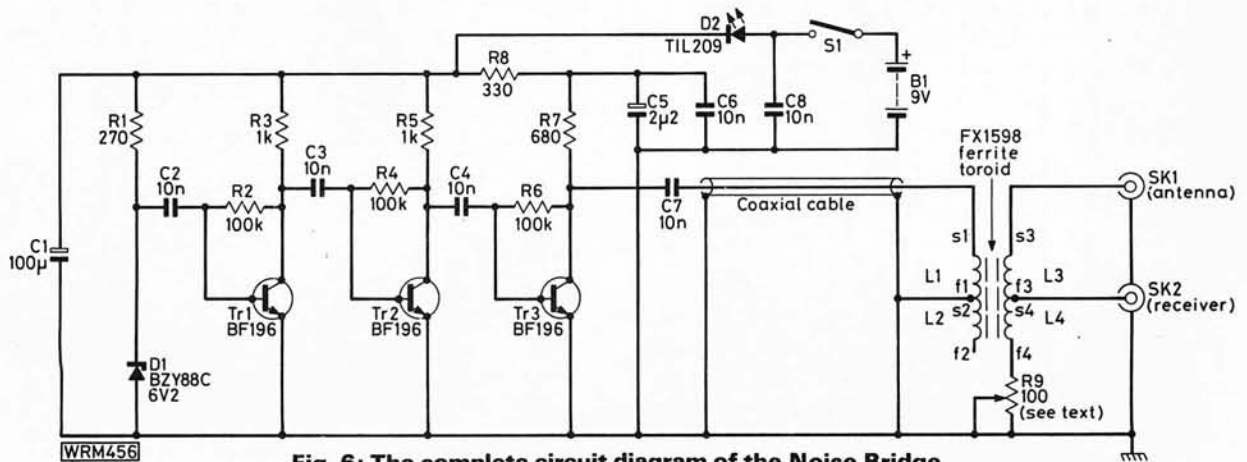
**Fig. 3a: (Left) winding details of the toroidal transformer. Fig. 3b: (Right) details of the method of connecting the various windings**



**Fig. 4: (Top) the p.c.b. copper track pattern shown full size. Fig. 5: (Above) the component placement diagram for the printed circuit board**

wind evenly around the core as shown in Fig. 3a. Do not rush this part of the construction. The ideal winding is where all four windings are **exactly the same**; in practice this is not easy, but the closer you can get to this ideal, the easier it will be to get a good v.h.f. balance.

When you have finished winding, prepare and tin the ends. Check that the start and finish of each winding is as shown, this can be checked with an ohmmeter or battery and lamp. Once you have identified the windings, connect them as shown in Fig. 3b. The ends to be joined together should be twisted close to the core and tinned along the full length of the twist. Recheck that you have, in fact, made the correct connections, as it will not work unless these are as shown.



**Fig. 6: The complete circuit diagram of the Noise Bridge**

## Circuit Board

As the circuit is so simple, the writer did not use a printed circuit board but used plain matrix board, using the component wires to connect up on the back of the board. However, a p.c.b. makes construction simpler and Fig. 5 shows the layout of the board.

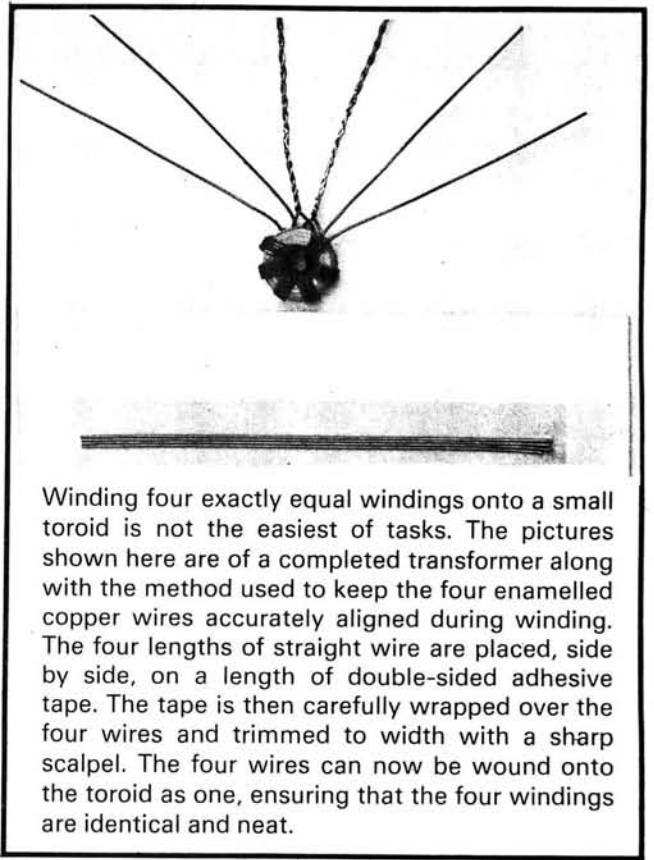
The potentiometer R9 must be the type specified with a Cermet track (e.g. RS type 162-776). A wire-wound type is not suitable and will not work.

## Assembly

The general assembly and final wiring is shown in Fig. 2. First, fit the toggle switch, not forgetting the solder tag underneath. Next, fit the sockets with the tinplate backing plate as shown. This backing plate is to enable good soldered earth connections to be obtained around the r.f. section and should not be left out. R9 should then be fitted and the pins arranged as shown ready for soldering to the tinplate earthing strip shown in Fig. 2.

Before fitting the component board, the two connections must be made. First, solder a short positive supply lead to the junction of R5 and R8. Connect a length of coaxial cable to the output of C7 and the earth solder tag. This coaxial cable should be 50mm long with about 5mm extra for the ends. Keep the braided connection as short as possible and use a heat shunt to avoid melting the inner insulation when soldering the braid. The board can now be fitted into the diecast box. Next, solder the tinplate earthing strip to the two pins of R9 as shown, and solder the other end of the earthing strip to the tin backing plate. Bend the strip to suit.

The toroid can now be wired into place. It is self-supporting. Solder the earth connection first (junction L1



Winding four exactly equal windings onto a small toroid is not the easiest of tasks. The pictures shown here are of a completed transformer along with the method used to keep the four enamelled copper wires accurately aligned during winding. The four lengths of straight wire are placed, side by side, on a length of double-sided adhesive tape. The tape is then carefully wrapped over the four wires and trimmed to width with a sharp scalpel. The four wires can now be wound onto the toroid as one, ensuring that the four windings are identical and neat.

and L2). The coil should be about 10mm above the chassis with the earth connection directly below it and onto the tinplate earthing strip where it is soldered to the backing plate. Connect the coaxial inner to the start of L1. The finish of L2 is left floating but cut to about 5mm long. The centre connection of L3 and L4 goes to the receiver socket. The start of L3 is wired to the antenna socket and the finish of L4 is wired to R9 wiper.

The short lead from the junction of R5 and R8 is now connected to the l.e.d. The other side of the l.e.d. goes to the switch and also a 10nF capacitor to the earth solder tag under the switch. Connect the battery leads and fit the battery which is held in place with Sticky Fixers.

## Testing and Setting Up

To test the bridge, a suitable receiver covering the range of frequencies it is intended to use, and a dummy load, are required. A suitable dummy load is shown in the photograph, but could be constructed if a commercial dummy load is not available.

Connect the input of the receiver to the RECEIVER socket of the bridge. The receiver should be set to a low frequency to start with, say around 1 to 10MHz, although the actual frequency is not critical at this stage. The receiver should be at maximum gain and ideally should have a signal strength meter. The receiver must also be suitable for a.m. or s.s.b. reception if no meter is fitted. An f.m. receiver can only be used if a signal strength meter is fitted, as the noise generator will not produce any audio output from an f.m. receiver. If no meter is fitted to the a.m. or s.s.b. receiver, an output meter could be connected across the loudspeaker output, or the amount of noise present judged by ear.

Connect the dummy load (50 or 75 ohm) to the ANTENNA socket of the bridge and switch on. The l.e.d.

**CONSTRUCTION  
RATING Intermediate**

## BUYING GUIDE

Readers should have little difficulty in obtaining the components for this useful project.

The diecast box used for the prototype model was an Eldon Compact Series CM160 and is provided with a rubber seal for the lid as well as being painted. A standard diecast box could be used if it is desired to cut the cost to minimum but at the expense of the protection afforded by the sealed box.

The toroid can be either the Mullard or Neosid types and the latter is available direct from Neosid Small Orders Department.

**APPROXIMATE  
COST £15**



should light up and there should be a considerable increase in the noise present on the receiver. Adjust R9, the noise present on the receiver should reach a null at one setting of R9, and this should be very sharp. If the bridge is working, the unit can be calibrated and setting up proceeded with.

## Calibration

Switch the bridge off and disconnect the receiver and dummy loads. Connect an ohmmeter to the ANTENNA socket. The meter should be able to read accurately over the range of 10 to 100 ohms. Turn R9 to zero resistance (fully clockwise) and mark the scale. Turn R9 to maximum resistance (anti-clockwise) and mark the scale. These are the two end limits of the scale. Now turn R9 from maximum and mark off each division of ten ohms, starting with 100, then 90, 80, etc. down to 10 ohms.

If an ohmmeter is not available mark the two limits as before and then divide the scale into equal divisions: as R9 is linear, this should provide a reasonably accurate calibration except at the two ends where some error will occur. An ohmmeter is the only real way to calibrate the bridge.

Once the scale has been calibrated, the unit can be checked at r.f. Connect the receiver back to the RECEIVER socket and the 50 ohm dummy load to the ANTENNA socket. Switch the bridge on. The null should now occur when the scale pointer is set to 50 ohms. Tune the receiver to the highest frequency to be used. This should be around

145MHz if possible. Set the scale pointer to 50 ohms (with the 50 ohm dummy load); there should be a null, but it may be broad and not so sharply defined as at the lower frequencies.

With the pointer set to the 50 ohm mark, adjust the floating end of L2 for best balance. Then slightly adjust the other ends of L3 and L4 for best balance. Re-adjust the floating end of L2. Repeat these adjustments until a sharp null is obtained at the 50 ohm scale marking. Failure to obtain a sharp null means that either the bridge is still unbalanced due to stray winding capacities or that there is a reactive component in the dummy load or possibly long connecting leads. Once correctly set up, the bridge should indicate the same point of balance at all frequencies up to around 146MHz when used with the dummy load (assuming that the dummy load is suitable at v.h.f.—many are not).

## Using the Bridge

All measurements are made at the working frequency of the impedance being tested. An antenna for, say, 14MHz must be checked with the receiver also at 14MHz. Connect the unknown load to the ANTENNA socket. Tune the receiver to the required frequency and switch the bridge on. There should be an increase in the receiver noise level. Adjust R9 for the best null and read off the impedance. If the null is sharp, it means that the unknown impedance is mainly resistive. But if the null is broad and uncertain, it means that there is an amount of inductive or capacitive reactance present in the unknown load. A perfect match will be mainly resistive and a good null should be obtained. Adjustments to the load can be made, and a re-check done, until the best null is obtained.

Coaxial cable can be checked by connecting a dummy load at the far end, and then checking on the bridge for a null. A mismatched cable will show an uncertain null while a perfect match will show the same sharpness of null as when the dummy load is directly connected to the bridge. However, remember that when measurements are made at high frequencies, a short length of lead between the load and bridge can upset the results by a large amount.

## Other Uses

The bridge can also be used as a broad-band noise source which can be used for peaking up tuned circuits of receivers, etc. It will provide a useful noise output down to the audio frequencies and up to around 500MHz or higher. However, do not expect the actual bridge to function much above 150MHz. To use as a broad-band noise source, connect the ANTENNA socket to the equipment being checked and leave the RECEIVER socket disconnected. The potentiometer R9 should be set at minimum resistance. Note, the noise output is not uniform over the frequency range and comparisons should not be made of, say, receiver sensitivity at different frequencies. They may be made between different receivers at the same frequency.

To check the actual antenna input impedance of a receiver, two receivers are required. One is used as the null indicator as before; the receiver to be tested is connected to the ANTENNA socket and treated as if it were the load being tested. Both receivers must be tuned to the same frequency. The bridge will then measure the input impedance of the receiver under test. Antenna pre-amps can also be tested in this way for optimum matching.

The output impedance of a signal generator can also be checked in the same way. ●

## ★ components

### Resistors

$\frac{1}{4}$ W 5% carbon film

270 $\Omega$	1	R1
330 $\Omega$	1	R8
680 $\Omega$	1	R7
1k $\Omega$	2	R3,5
100k $\Omega$	3	R2,4,6

### Potentiometers

Cermet

100 $\Omega$	1	R9 (see text)
--------------	---	---------------

### Capacitors

Disc ceramic

10 $\mu$ F	6	C2,3,4,6,7,8
------------	---	--------------

Electrolytic p.c.b. mounting

2.2 $\mu$ F 63V	1	C5
100 $\mu$ F 16V	1	C1

### Semiconductors

Diodes

Red l.e.d.	1	D2
BZY88C6V2	1	D1

Transistors

BF196	3	Tr1,2,3
-------	---	---------

### Miscellaneous

Toroid core Mullard FX1598 or Neosid 28-511-35; Min. toggle switch s.p.s.t.; Battery connector, Diecast box 80 x 125 x 54mm Eldon CM160; p.c.b.; Sockets, see text (2); Knob; Tinplate, wire, etc; 50 $\Omega$  dummy load.

# PRODUCTION LINES

ALAN MARTIN G8ZPW

## 2m Preamplifier


muTek Ltd., the Devon based r.f. specialists, have recently announced the availability of the SNLA144s r.f. switched, low-noise 2m pre-amplifier.

The unit features excellent bandpass filtering—greater than 40dB rejection at 130 and 160MHz, a typical gain of 15dB and an associated noise figure of 1.2dB.

Switching controls allow considerable flexibility in operation, for instance, r.f. sensing with switch selectable "fast" or "hang" modes, hard switching via grounded transmit line and r.f. override of the hard option which should eliminate the bulk of expensive accidents. Straightthrough, bypass operation occurs in the power-off situation. Power requirements are 11 to 15V d.c. at approximately 50mA.

Housed in a diecast box measuring 100 x 50 x 25mm, the SNLA144s is supplied with 50Ω BNC r.f. connectors and costs £33.90 which includes VAT plus 60p p&p.

Further information is available from: *muTek Ltd., Bradworthy, Halsworthy, Devon EX22 7TU. Tel: (040 924) 543.*



## Antenna Rotators

South Midland Communications Ltd. inform me that they have recently extended their range of antenna rotators to include the new Kenpro series.

The photograph shows the KR400RC which has been designed to accommodate medium sized antennas, such as those for v.h.f. band II and TV, or compact h.f. beams.

Most of the range are supplied with the new, stylish 360° meter indicator which gives an instant reading of the antenna heading.

For further details contact: *S.M.C. Ltd., S.M. House, Osborne Road, Totton, Southampton SO4 4DN. Tel: (0703) 867333.*

## Pre-amp Microphone Offer

Thanet Electronics Ltd. have available, at a heavily discounted price, approximately 100 HM7 microphones which feature built-in pre-amplifier and p.t.t. switch.

The HM7 microphone was originally supplied, by Icom, with the IC251E, IC255E and IC720E; however, when Thanet sold these rigs they fitted the HM10 Up/Down scanning microphone, which left them with these HM7s in stock.



Supplied with full wiring data, the HM7 can be adapted for use with the IC240, IC211E, IC202S and IC701E by merely changing the connector, as these rigs have a power facility wired to the microphone socket.

The HM7 can be used with most rigs; however it should be noted that the microphone *insert* impedance is 600Ω but the output impedance of the pre-amp is 1.3kΩ.

Priced at only £6.50 which includes VAT and carriage, the HM7 is obtainable on a first-come-first-served basis from: *Thanet Electronics Ltd., 143 Reclver Road, Herne Bay, Kent. Tel: (02273) 63859.*

## Latest from MM

Microwave Modules Ltd. have sent me information on two of their latest products.

First, the MMS2 Advanced Morse Trainer, which possesses all the facilities of their speech synthesised

Morse Tutor, MMS1, plus the additional feature of providing talkback of Morse keyed into the unit by the pupil.

Speed range is 6 to 32wpm, with six learning levels, and variable group length and single character facility. Price is £155 including VAT.

Second, the MM1000 and MM1000KB ASCII to Morse Converter. This microprocessor controlled converter enables any parallel ASCII keyboard to send variable speed Morse in the range 12 to 32wpm. A high speed facility of 600 characters per minute is included for meteor scatter use etc.

The converter has a 50 character memory store together with a 40 character keyboard buffer store. Character set includes: A-Z, 0-9, including punctuation ( ) ? : ; . , / plus four merged or barred characters are programmed for single key operation, they are AR, BK, SK and KN.

The VAT inclusive prices are £59 or with the keyboard £89. These products should be available by the time this issue of *PW* is on sale.

Further details from: *Microwave Modules Ltd., Brookfield Drive, Aintree, Liverpool L9 7AN. Tel: 051-523 4011.*

# PRODUCTION LINES

**ALAN MARTIN G8ZPW**

## Portable 20MHz Oscilloscope

Electronic Brokers have added to their range of test instruments the new Hameg Model HM203, a 20MHz bandwidth general-purpose dual trace oscilloscope.

Main features are stable sweep triggering (to 30MHz) and high measuring accuracy ( $\pm 3\%$ ). The display area is approximately 100 x 80mm and with the aid of the electronic stabilisation of all operating voltages plus the thermally favourable arrangement of the drift sensitive components, an outstanding display stability is obtained. Both brightness and display definition of the c.r.t. are excellent.

Optional accessories include: attenuator probes x1, x10 and x100; demodulating probe; various test cables; component tester; four channel unit; viewing hood; carrying case etc.


Priced at only £220.00 plus VAT, the HM203 is available from: *Electronic Brokers Ltd., 61/65 Kings Cross Road, London WC1X 9LN. Tel: 01-278 3461.*



## Speaking Clock

Silicon Speech Systems (a Powertran subsidiary) has recently introduced a speaking clock called Speectime which should be particularly useful to blind people.

The clock has at its heart a speech synthesiser i.c. (type SC02) which has a 24 word vocabulary; 0, 1, 2, 3, 4, 5, 6, 7, 8, 9, 10, 11, 12, 13, 14, 15, 16, 17, 18, 19, 20, 30, 40, 50, and by combining these words it is possible for the unit to speak any time in hours and minutes. The clock is timed by a 32.768kHz standard clock crystal and a trimmer capacitor which allows a  $\pm 1$ Hz variation to this frequency.



Measuring only 122 x 66 x 20mm and powered by a PP3 battery, the Speectime has a claimed accuracy of one minute per year.

The Speectime is offered at a special Christmas offer price of £24.50 for the kit and £29.50 ready-built. Both prices include VAT and p&p and the unit is obtainable from: *Silicon Speech Systems, Portway Industrial Estate, Andover, Hants SP10 3NN. Tel: (0264) 64455.*

## Economy 10m Dipole

Bredhurst Electronics have in stock a number of 11 metre  $\lambda/2$  dipoles of tubular aluminium construction, which have been rendered illegal-to-use by the Home Office regulations for 27MHz CB.

Naturally, at this frequency the antennas are quite large and are supplied complete with mounting bracket at only £7.50, to personal callers.

Anyone looking for a 10m dipole, and able to spend a few minutes trimming these antennas to resonance, will recognise the excellent value for money they represent.

Further details from: *Bredhurst Electronics, High Street, Handcross, West Sussex. Tel: (0444) 400786.*

## If you please

Please mention "Production Lines", when applying to manufacturers or suppliers featured on these pages.

## CB Mobile Antenna

Recently introduced by C-Brit Ltd. is the Whiplash, a CB mobile antenna which F. C. Judd, the respected antenna designer and *PW* contributor, has found in field trials to match the performance of a well-known American manufactured antenna which retails at over £25.00. The Whiplash retails at £11.95.

With an overall height of 1.5m and a base loading coil, the Whiplash totally conforms to the CB Licence requirements. Designed specifically to work efficiently over the legal 27MHz frequency range, v.s.w.r. is a nominal 1.1:1 at the band centre, rising to no more than 1.5:1 at the band ends. Impedance is 50 ohms and power handling has been safety-tested up to 100 watts.

The Whiplash is available now from C-Brit and electrical dealers nationally. Anyone who has difficulty in obtaining the antenna should contact the distributors: *C-Brit Ltd., Unit 3-5 Wembley Commercial Centre, East Lane, Wembley, Middlesex HA9 7XD.*



## OBITUARY

### T. Graham Farish

To most of our readers the name of Graham Farish means small scale electric model railways. However, the more senior reader will remember well the early days of *PW* when Graham Farish was in the forefront of wireless components and broadcasting in general.

Thomas Graham Farish founded the company which still bears his name in 1920. His aim was to make the most of what he saw as a potential boom industry and this he very successfully did until the market changed some thirteen years or so later and he decided not to enter the manufacture of completed wireless sets.

After this he successfully steered his company through electric fires, snap vacuum seals for jam jars, land mines, and Plantoids—ingenious tablets of plant food. The company now makes model railways at a factory he bought near Wareham in Dorset.

*Practical Wireless* had been hoping to interview Mr. Graham Farish but this was not to be. He died peacefully at his home in Poole on Saturday 10 October 1981 in his eightieth year.

Graham Farish advertised regularly in *PW* from the very first issue in 1932 and the advertisement reproduced below is typical of his company's style in the early '30s.

586 PRACTICAL WIRELESS December 10th, 1932



**Graham Farish says**  
**YOU CAN'T BE MORE CRITICAL THAN I AM**

I don't know what tests you make of the Components you buy, but I do know that every one I sell is tested far more stringently before it leaves my factory. It has to be not only capable of doing the job for which it is designed—but it has to bear electrical stresses greater than will ever be required in practice before I allow it to bear my name. That is why you can trust every Graham Farish product to the limit.

**Graham Farish**  
**SNAP**  
H.F. CHOKES

**2/6**  
EACH

Of new design, wound to give high impedance on long and medium wave-bands. Has small self-capacity with large inductance. Totally enclosed in moulded case. Every Wireless Enthusiast should have a copy of the G.F. Component Book. Send a postcard request for your copy, free by return.



**Graham Farish**  
**OHMITE**  
RESISTANCES

**1/6**  
EACH

The popular and efficient resistances for all general purposes. All values 300 ohms to 5 megohms. 1/6d. each.



**BETTER THAN WIRE WOUND**

To get the best from your Set—earth with FILT.

**GRAHAM FARISH COMPONENTS**  
GRAHAM FARISH LTD., MASON'S HILL, BROMLEY, KENT.

REPRINT Dept., 31-33, Parkbank Street, London, E.C.3.

# NEW BOOKS

The following books are published by Bernard Babani (publishing) Ltd.

### AN INTRODUCTION TO RADIO DXING

by R. A. Penfold

96 pages, 175 × 112mm. Price £1.95

This book introduces the reader to the various forms of radio DXing with advice on suitable equipment and the techniques employed when using that equipment. Divided into two main sections one on amateur band reception and one on broadcast reception.

### POWER SUPPLY PROJECTS

by R. A. Penfold

91 pages, 180 × 109mm. Price £1.75

Mains power supplies are an essential part of many electronic projects, and this book gives a number of suitable designs. The information included in the book should guide the reader towards designing his own power supplies.

### ELECTRONIC TEST EQUIPMENT CONSTRUCTION

by F. G. Rayer T.Eng (CEI), Assoc. IERE

92 pages, 180 × 107mm. Price £1.75

This book describes the way in which simple test equipment is constructed and how to use that equipment.

### ELECTRONIC PROJECTS USING SOLAR CELLS

by Owen Bishop

110 pages, 177 × 112mm. Price £1.95

Most of the projects in this book were designed to operate at low voltages and to consume small current making them ideal for using small arrays of solar cells.

### ELEMENTS OF ELECTRONICS

by F. A. Wilson

Book 4—Microprocessing Systems and Circuits

231 pages, 180 × 109mm. Price £2.95

Continuing on the same principles as its three predecessors book four in the series deals with the fundamentals of microprocessors. Topics include computers, the microprocessor, microprocessing systems and microprocessing circuits.

### ELEMENTS OF ELECTRONICS

by F. A. Wilson

Book 5—Communication

248 pages, 180 × 109mm. Price £2.95

Written basically for readers who are finding an interest in electronics or those who need revision. A good book for those who intend to study at technical colleges and also for the person who wishes to study at home. The subject of mathematics is dealt with as the reader progresses through the book and not all at once.

# CUT IT OUT!

## A 'Western Which Report' about :-

### ROTATORS

Various advertisers will naturally try to persuade you that their product is best (and we are no exception, of course!) but what we will not do is mis-lead you. So the following are FACTS taken from Manufacturers' specifications on their products.

- Fact 1. Even small rotators will turn a fairly large antenna, what they will not do is KEEP IT STATIONARY under strong wind conditions. To do this requires good BRAKE TORQUE. This is measured in Kg. cms.
- Fact 2. Low voltage rotators (24v ac) require higher current. This causes a greater voltage loss along the cable than with a higher voltage motor unit. Cable voltage loss will reduce rotational torque.
- Fact 3. Some rotators use un-balanced braking. Under strong winds, this places an un-balanced stress on the casing of the motor unit and can cause it to fracture. Balanced braking is thus superior.

Position	Make	Model	Brake Torque Kg. cms.	Price	Comment
1=	CDE	AR22XL	520	49.45	
1=	CDE	AR40	520	65.55	
3	Ken	KR250	600	44.85	
4=	CDE	CD-45	920	113.85	
4=	CDE	Big Talk	920	91.42	
6	Western	WE-1145	1000	34.95	63% better braking torque than CD45
7=	Western	FU-400	1500	64.95	Very good value for money
7=	Emoto	103sax	1500	86.25	
9=	Ken	KR400RC	2000	101.00	
9=	Daiwa	DR-7500	2000	108.00	
11=	Ken	KR600RC	4000	132.25	
11=	Daiwa	DR-7600	4000	144.90	
11=	Emoto	502sax	4000	125.35	
14	CDE	Ham-4	5700	189.75	Un-balanced braking
15	Emoto	1102	10000	189.75	75% better braking torque than Ham. Has 2 balanced brakes
16	Ken	KR2000RC	10000	?	
17	CDE	T2X	11300	270.25	Costs 42% more than Emoto 1102 for 11% more braking torque

From this you will see that the WE-1145 rotator is a very good buy! We even think we are selling it too cheaply!

And here's another FACT. When we used to sell another brand of rotator, we had to increase our stock of spares to over £1,200 to ensure that we had adequate spares! We have been able to reduce that stock by 90% by selling Emoto due to their reliability.

You don't believe us? Then next time you go to an exhibition just take a look at the Emoto range and then the other brands. See which ones have 'grotty' little screws underneath to which you have to try and attach the multi-way cable! See which have decent input plugs. See which have stainless steel hardware and then come back and tell us! (We told you so!).

## YAESU AND TRIO EQUIPMENT

### OUR COMPETITORS ARE SCARED TO DEATH, IT SEEMS!

#### WHAT OUR COMPETITORS SAY

We have 'Yonks' of professional experience.  
We have the biggest stocks!

We have the best Service Dept.

We are the 'Greatest'

We have the best showroom

We have the most experience

#### WHAT WE SAY

So have the LADIES OF PICCADILLY.

Jolly good! Hope you're not one of the customers to get an older set which hasn't got the latest 'mods' on! Our stocks are smaller, turned over faster so that you get the latest factory released equipment.

(So when did they walk round ours?) All we claim is that we have a very extensive (and expensive!) Department with everything from a crowbar (for those line adjustments!) to a H.P. Spectrum Analyser (just back after service, incidentally, at a cost of £1200!) And you think your service charge was expensive!

Perhaps you are! It depends what you're talking about. If it is size of land, we are on a ONE ACRE site! Haven't been around our competitors to compare (and who cares!)

Maybe you have been round all the Showrooms: we haven't. Ours is set out with YAESU AND TRIO. We have no axe to grind one way or the other. We haven't seen one larger than ours but then we don't claim to have seen them all.

Who first introduced the brand name of YAESU MUSEN to the UK? (Answer, Western Electronics of 24, Hook St., Hook, Swindon in 1970.) So who has most experience with Yaesu!

Talking about experience, our M.D. has considerable HF operating experience having been: 2nd. World-wide SSB Contest

1st. RSGB & Mhz SSB Contest

1st. RSGB 21/28 Mhz Contests (So who's kidding whom about experience!)

We'll give you "FREE" (this, that and the other!)

So you really believe that you can get something for nothing in this World! Take a look at the prices in this periodical. We presume that you know that RETAIL PRICE MAINTENANCE IS ILLEGAL!

Now which Company do you think you should support? The 'Con Merchants'? The Price Rings?

The Score Mongers? OR WESTERN

#### YAESU PRICES (inc. VAT/Delivery)

FT-1	£1240	FT-101Z/FM	£570	FT-107M	£699	FT-707	£549	FT-9020M	£850
FRG-7	£189	FT-101ZD	£599	FT-227RB	£229	FP-707	£119	FL 2100Z	£399
FT-101Z	£539	FT-101ZD/AM	£619	FT-290R	£235	FT-720RV	£239	FRG-7700	£315
FT-101Z/AM	£555	FT-101ZD/FM	£635	FT-480R	£360	FT-720RU	£264		

We will not be under-cut! Phone for prices of many other items not listed here. Please note: Prices may have changed by the time this advert appears due to changes in the rate of exchange of the £.

#### TRIO PRICES (inc. VAT/Delivery)

BQ-9	£35.00	MC-50	£22.95	AT-230	£119.00	YK-88SN	£24.50	SP-100	£22.50	ST-1	£42.95	TR-7800	£259.00
HC-10	£49.00	MB-100	£16.50	DFC-230	£165.00	TS-820S	£559.00	TR-2300	£164.95	SC 3	£10.95	TR-8400	£299.00
PS-20	£47.95	SP-120	£23.00	SP-230	£35.00	TS-830S	£699.00	VB-2300	£45.00	BC-5	£16.50	TR-9000	£359.00
PS-30	£89.00	TS-130S	£525.00	TS-530S	£539.00	DS-2	£39.00	MB-2	£16.50	PB-24K	£16.95	TR-9500	£459.00
MC-30S	£12.95	AT-130	£79.00	YK-88CN	£29.95	R-1000	£295.00	TR-2400	£198.50	SMC-24	£15.95		

#### VALVES Post/Packing £1. Minimum order value £3.

6AH6	£1.61	6BM8	£1.15	6EA8	£0.86	6KD6	£5.75	12BY7A	£1.49	6146B	£5.75
6AN8	£0.92	6BN8	£0.86	6EH7	£0.75	6L06	£2.87	12D06	£2.87	7360	£8.62
6AV6	£0.80	6B05	£0.69	6EJ7	£0.86	6U8A	£1.09	12GB7	£2.30	00v06 40A	£13.80
6AW8	£1.10	6B26	£0.69	6EW6	£0.75	12AT7	£1.09	572B	£28.17	3-500Z	£85.00
6BA6	£0.69	6CB6	£0.75	6GK6	£0.86	12AU7	£1.09	5763	£2.59	8874	£99.00
6BE6	£0.69	6CL6	£2.01	6JS6C	£5.17	12AX7	£1.09				

### AMPLIFIER. Bargain! The 'Clipperton L' at only £399 (Carr. £5.75)

### TOWER BARGAIN! A self-supporting tower for only £179!

Fantastic stock clearance bargain! Due to large volume production we are able to offer this extremely strong galvanised steel sectional tower at a special price only until stocks are sold. Each section is 3.535m long (11'7") and is approx. 13" wide. You can go up to 300' if you wish (without guys, of course!) FIRST COME, FIRST SERVED. Rush your order in today! Takes HF beams in 100 m.p.h. winds with no guys because of special high grade steel.

Order Tower type WT-26P at £179 (carriage and VAT paid). Scotland plus £7.

## Western Electronics (UK) Ltd

FAIRFIELD ESTATE  
LOUTH, Lincs LN11 0JH

Tel: Louth (0507) 604955/6/7 Telex: 56121 WEST G  
HOURS OPEN: 9-12, 1-4.30 Mon-Fri.  
9-12 Saturday.



The 'Western' gang, including our agents at:  
Southampton, Alan Paxton, G4BIZ (0247) 58218  
N. Ireland, Mike Matthews, G18MNO, Newton (0247) 815859  
extend to you and 'yours'  
SINCERE CHRISTMAS GREETINGS

# NORTHERN COMMUNICATIONS

AMATEUR • COMMERCIAL • MARINE

## AND NOW FOR SOMETHING REALLY NEW!

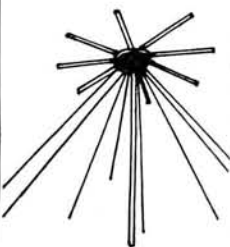
Send for details



-12V DC earth  
144-146 MHz or  
VHF Marine.

15 x 19 x 5 cms.  
Mobile bracket  
+ Int speaker inc.

A VHF monitor receiver with **VFO** plus **12** optional scanning channels for **£46.00** inc. VAT. Crystals **£2.25** each. Carriage free.



**NORCONE 512** (66-512 MHz)  
It's here! A no compromise, precision made full 16 element discone antenna made in Britain. Standard S0239 connector, with cover. Supplied with 1" diameter, 30" mounting support mast and complete instructions.

An ideal partner for the SX200N "Bearcat" and other scanning receivers. It may also be used for transmission and in particular where antenna space is limited.

Full coverage of 70.144,432MHz Amateur bands plus Aircraft, Marine and Commercial bands.

**£25.95** p.p. £1.75

MK-1. In line vertical mounting kit for 1" to 2" mast.

**£2.45** p.p. £0.75

MK-2.

Chimney lashing kit, including hardware and lashing wire. **£2.95** p.p. £1.00

CK-1. Low loss coaxial cable kit, 10 metres, with connectors and fixing clips. **£3.75** p.p. £0.75

### ZL-12 COMPACT YAGI

13db gain, compact 2 metre Yagi. 10'6" boom, lightweight rugged design. Hundreds of this award winning antenna already in use. Send for details.

**£28.75** p.p. £1.75

### ZL-8 SUPER COMPACT YAGI

9db gain, super compact 2 metre Yagi. 6'0" boom, lightweight rugged design. Ideal for limited spaces and portable operation. Send for details.

**£17.95** p.p. £1.75

## SX200N HOT NEWS!

### Scanning Receiver NEW MODEL!

New model of this superb unit now with:  
Plug in modules - for easy service.  
Increased AF Output - for better reception.  
Improved Image Rejection - to cut out unwanted signals.  
Increased Selectivity - to cut out adjacent channels.  
Plus many more interesting features.

As reviewed in this issue.  
Frequency range  
26MHz-514MHz!

**£264.00** inc. VAT.  
Carriage £1.50

### SPECIAL OFFER!

SX200N + Norcone 512. Complete inc. VAT, and delivery. **£285.00**

### BEARCAT 220FBE (AM/FM)



New U.K. specifications with AM capability on all ranges.  
Built in PSU or 12V operation.  
Superior BEARCAT selectivity  
Superior BEARCAT performance.

**ONLY £259** inc. VAT.  
Carriage £1.50

### SPECIAL OFFER!

BEARCAT 220FB + Norcone 512.

Complete inc VAT and delivery **£280**

### STANDARD C78 UHF PORTABLE

Amazing new 70 cms Transceiver. Send for details. **£209.00**

Prices include VAT @ 15%

299-303, Claremount Road, Halifax HX3 6AW,  
West Yorkshire. G3UGF.

Tues-Sat. 9.45am-5.30pm.

Telephone (0422) 40792.

24 hour Ansafone Service.



## COMMUNICATION CENTRE OF THE NORTH

The largest range of communications equipment available in the North. Full range of receivers, transceivers, antennas, power supplies, meters. Ali tubing - wall brackets etc.

We are the only official TRIO stockists in the North West. Full range of equipment on display. Guaranteed after sales service.

We can offer a full range of receiver from the SR9 2m **£46.00** to the Drake R7 at **£989** and the NRD515 at **£1,090**.

We are now stocking a range of top quality CB equipment and accessories.

**MK II MULTITUNER.** In 1977 we introduced our latest design in antenna tuners. This has now been exported to over 75 countries and recommended on Overseas World Broadcasts including HCJB. Will match practically any antenna to most receivers.

**£35.00** inc. VAT & POST

Part Exchanges welcome. Second hand lists daily.

Send S.A.E. for details of any equipment.

HP terms. Access/Barclaycard facilities.

Open 6 days a week. 24 Hour Mail Order Service.

Phone 0942-676790.

## STEPHENS JAMES LTD.

47 WARRINGTON ROAD,  
LEIGH, LANCS. WN7 3EA.

## TELECOM.

ICOM:-	£	SOMMERKAMP	£
IC720A	883	TS280FM	179
IC730	586	FT7B	399
IC251	495	YC7B	77
IC451	599	FT209R	229
IC290	369	FT101ZD	575
IC2E	169	FT707	569
		FT207	169
		FT707	109
		FRG7	199
PLUS ALL ICOM ACCESSORIES			

WE CARRY A RANGE OF SWR AND POWER METERS. ANTENNA SWITCHES - DUMMY LOADS - ROTATORS - REVCO WHIPS - CABLES - CONNECTORS ETC.

ACCESS/BARCLAY HP TERMS

6 NEW ST., BARNSELY, SOUTH YORKS.

Phone: 0226 5031

## PROGRESSIVE RADIO

ALL ORDERS DESPATCHED BY RETURN POST

NICADS: 'AA' size 95p, 'C' 2AH £2.60p, 'D' 1.2AH £2.40p, 'D' 4AH £3.60p. UNIVERSAL NICAD CHARGER, charges 'AA', 'C' or 'D' cells, up to 4 of each type **£9.25p**.

SWITCHES. Min. toggles, SPST 8x5x7mm 42p. DPDT 8x7x7mm 55p. DPDT c/oft 12x11x9mm 77p. HEAVY DUTY-DPDT 240VAC 10 Amp 35p. PUSH TYPE, push on 16x6mm 15p, push to break version 17p. MERCURY (TILT) SWITCH, 1" x 1/2" 35p.

NSA1198 8 1/2 digit multiplexed displays, com. cath. with data sheet **£1.45p**.

SPECIAL OFFER TIL209 Red LED's 10 for 75p. 0.2" LEDs, red, yellow, green 10p each. MICROPHONE OFFERS: P.A./C.B. hand held mikes with thumb switch + curly lead, 1.600Q dynamic **£3.95p**, 2. 600Q noise cancelling type **£7.25p**, 3. CB power type with volume control **£7.95p**. EM103 Electret Condenser Mike, 600Q, Omni, 50-1600Hz, aluminium case 172 x 22mm with battery **£7.25p**.

ANTEX SOLDERING IRONS: Models C15, CX17 and X25 all **£4.45** each. STABILISED POWER SUPPLY, 240 vac input 13.8 volts at 3/5 Amps DC output. **£12.25p** - 87p P.-P.

JUMPER TEST LEAD SETS. 10 pairs of leads with insulated crocs each end **90p**.

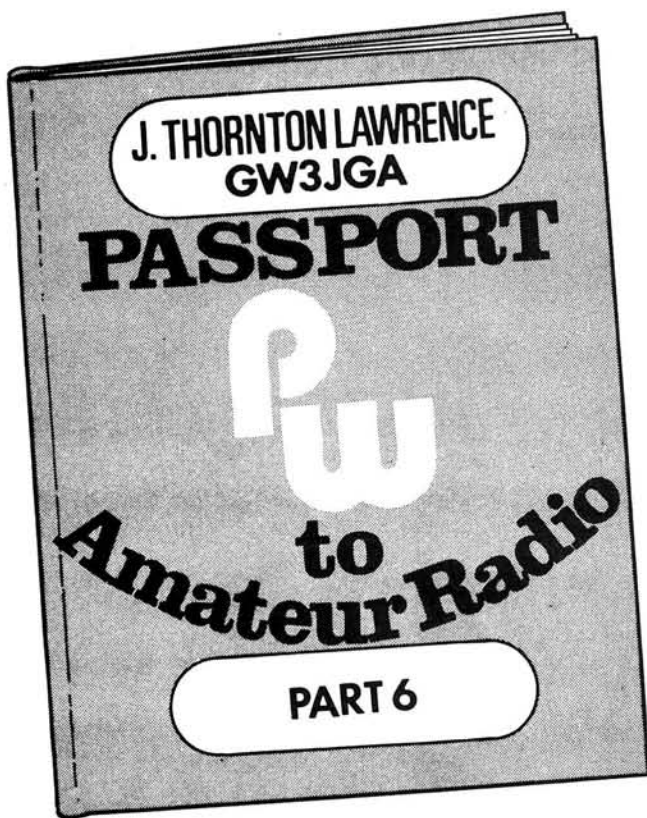
40KHZ TRANSDUCERS, RX/TX **£3.50** pair.

STC BREAK GLASS FIRE ALARM UNITS, new with mounting box **£1.50p**.

MINIATURE SOLID STATE BUZZERS. 2 voltages available, 6 or 12VDC 75p each, Loud 12 volt buzzers 65p.

Cash with order please, official orders welcome from schools etc., please add 30p postage and packing. VAT inclusive. New catalogue at printers. Sorry for delay. All S.A.E.'s sent are being held until catalogue is ready.

31, CHEAPSIDE, LIVERPOOL L2 2DY



In this part of the series we continue with transformers and then move on to oscillation, semiconductors and circuits.

## Iron Core Transformers

This type of construction is only suitable for mains power and audio frequencies. The core is formed into a closed magnetic loop to ensure that practically all the field set up by the current in the primary will cut the turns of the secondary coil.

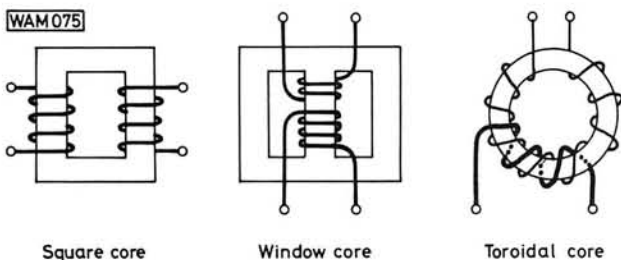


Fig. 37: Transformer core arrangements

A most useful feature of the iron cored transformer lies in its ability to transfer electrical energy from one circuit to another without a direct connection. In the process it can also readily change it from one voltage to another. For example a supply of 12V a.c. can readily be obtained from the 240V a.c. mains supply by the use of a suitable "mains" transformer.

## Turns and Voltage Ratio

For a particular magnetic field, the voltage or e.m.f. induced in a coil in the field will be proportional to the number of turns in a coil. In the case of a transformer with a

closed core, the primary and secondary coils will experience the same magnetic field, so it follows that the induced voltages will be proportional to the number of turns in each coil. In the primary, the induced e.m.f. is practically equal to and "opposes" the applied voltage (see the section on self-inductance) and the induced voltage in the secondary, ignoring any losses, is given by:

$$V_{out} = \frac{N_{sec}}{N_{pri}} \times V_{in}$$

where  $V_{out}$  = secondary voltage

$V_{in}$  = primary voltage

$N_{sec}$  = number of secondary turns

$N_{pri}$  = number of primary turns

The ratio of secondary to primary turns,  $N_{sec}:N_{pri}$ , is known as the **turns ratio** of the transformer. For example:

A 240V mains transformer has a primary winding of 1200 turns and a secondary of 60 turns (turns ratio 20:1). What is the output voltage?

$$\begin{aligned} V_{out} &= \frac{60}{1200} \times 240 \\ &= \frac{1}{20} \times 240 \\ &= 12V \end{aligned}$$

## Effects of Secondary Current

The small current that flows in the primary winding when no current is being drawn from the secondary is known as the magnetising current. For a well designed transformer this will be quite low, just sufficient to supply the losses due to core material and resistance of the primary winding.

When power is taken from the secondary winding, the current in the secondary produces a magnetic field which opposes that produced by the primary current. The primary current must now increase to restore the field to its original strength so that the induced e.m.f. in the primary equals the applied voltage.

Ignoring any losses, the total current flowing in the primary is entirely due to the current being delivered by the secondary. Assuming that the magnetic fields set up by the primary and secondary currents are equal, the primary current multiplied by the number of primary turns must equal the secondary current multiplied by the secondary turns.

$$I_{in} = \frac{N_{sec}}{N_{pri}} \times I_{out}$$

For example:

The current drawn from the secondary of the transformer described in the previous example is 2 amps, ignoring any losses, what is the primary current?

$$\begin{aligned} I_{in} &= \frac{60}{1200} \times 2A \\ &= \frac{1}{20} \times 2A \\ &= 0.1A \end{aligned}$$

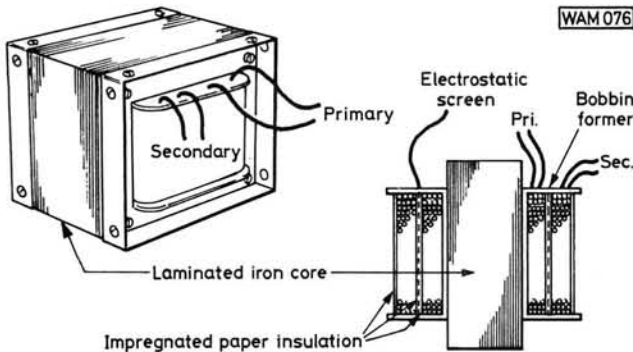
## Construction

The mains transformer has windings designed to suit the expected operating conditions. If the transformer has to provide a high value of current (as in the example) then the windings are of heavy gauge (thick) wire, appropriate to the current, so that the overall resistance of the winding is small and the power lost is also small. The mains

transformer often has an electrostatic screen between the primary and secondary windings. This is connected to "earth" and prevents any capacitive leakage or other effects from affecting the secondary windings. The windings themselves consist of enamelled copper wire wound on a bobbin with layers of insulating material between each winding.

The core is made up of thin laminations of special iron to reduce "eddy current" losses. Eddy currents are produced in the core by induction (remember that iron is also a conductor), and the laminations provide many breaks in the electrical continuity of the core material, thus preventing the flow of eddy currents while leaving its magnetic properties largely unaffected.

Transformers for audio frequencies are similar in construction to power transformers but the core material is specially made to operate over a wide frequency range and to cause negligible distortion.



**Fig. 38: The physical construction of a mains transformer**

Intermediate frequency transformers usually consist of two windings which are each tuned to the operating frequency by associated capacitors and adjustable tuning iron-dust cores. The magnetic coupling between the windings is critical and is set in manufacture to provide the desired selectivity characteristic.

Radio frequency transformers vary widely in design and construction and may be wound on a former with or without an adjustable core. RF transformers for use over a wide range of frequencies are sometimes wound on a ferrite ring. The secondary winding may be separate from or interwound with the primary.

Because of the imperfect coupling between the primary and secondary of resonant i.f. and r.f. transformers, the turns ratio becomes an approximation and the working "Q" and tightness of coupling become the dominant factors.

## The RF Oscillator

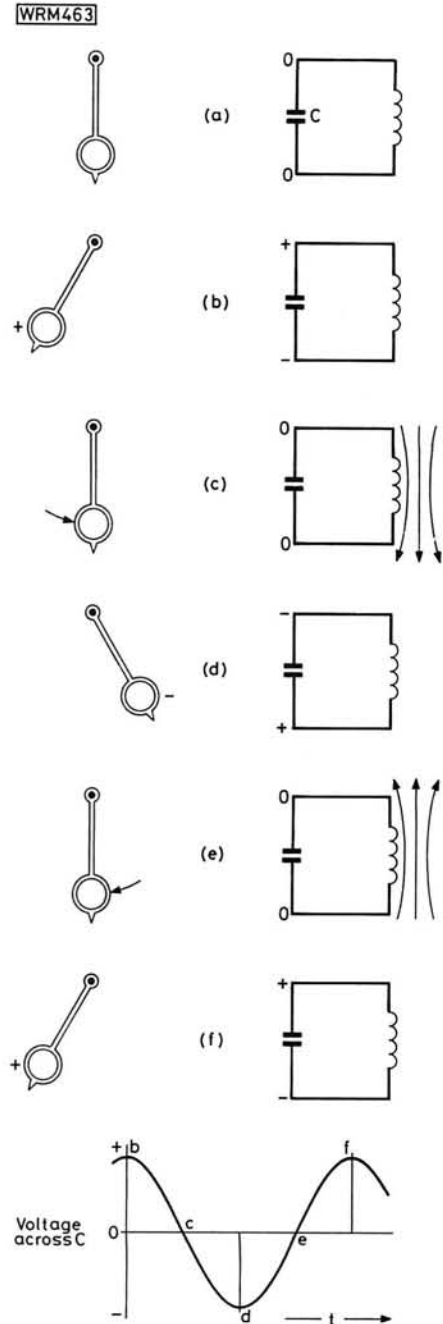
The oscillator circuit is one of the most fundamental but vital parts of a transmitter or receiver. It is used in the superheterodyne receiver to perform the tuning function and as a carrier insertion or beat frequency oscillator in a communications receiver. It is the essential part of any transmitter as the fundamental frequency source, variable or locked, and as the heterodyne oscillator in a mixer system.

More has probably been written about oscillators than any other radio circuit. Many eminent engineers have their name associated with a particular oscillator circuit arrangement, for example Colpitts, Clapp, Franklin, Hartley, Gouriet etc. All have the same objectives, to maintain

oscillation in a resonant circuit whilst retaining good frequency stability.

## Tuned Circuits

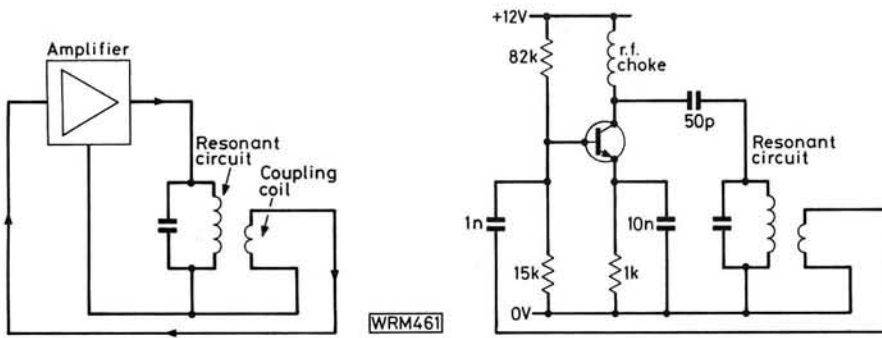
A mechanical approximation to the parallel tuned circuit is given by the pendulum. In Fig. 39 (a) the pendulum and the parallel tuned circuit are shown in the rest or zero position.



**Fig. 39: Tuned circuit and pendulum analogy**

In (b), the pendulum is raised to one side and then released. It then swings with increasing speed until it reaches the zero position (c) where it overshoots and, with decreasing speed, comes to rest on the opposite side at a point (d), equal in height to its starting point. The sequence is then repeated but in the opposite direction (e) and (f).





**Fig. 40: Amplifier maintains oscillation in resonant tuned circuit**

In the electrical circuit at (b) the capacitor is charged externally in the direction shown, the charge then causes current to flow through the coil producing an increasing magnetic field until the capacitor is discharged (c). The magnetic field then begins to collapse inducing a reverse e.m.f. which recharges the capacitor in the opposite direction (d). As in the pendulum, the sequence is then reversed (e) and (f).

In perfect conditions, the process, once started, would continue indefinitely. However, frictional losses in the pendulum and electrical losses in the tuned circuit damp the oscillation so that the amplitude of each swing becomes progressively smaller until all the initial energy is dissipated.

To maintain continuous oscillation in a tuned circuit (as in a clock pendulum) a small "kick" of energy must be injected into the circuit, in the correct direction and at the correct time to counteract the energy losses.

This can easily be done by taking a little of the energy circulating in the tuned circuit, amplifying it, then returning it in the correct phase to maintain oscillation. A block diagram and typical circuit is shown in Fig. 40.

If too much energy is fed back, the amplitude of the oscillations build up until increasing losses once again stabilise the amplitude. A change in amplitude does not directly cause any change in the frequency of oscillation.

For good stability of the oscillation frequency, the  $Q$  of the tuned circuit should be made as high as possible by keeping the losses in the coil and capacitor very low. The coupling to the amplifier should be minimal but sufficient to start and maintain reliable oscillation.

The frequency stability of a "good" oscillator will be determined almost entirely by the resonant circuit itself. In an  $LC$  resonant circuit the inductor (coil) usually has a positive temperature coefficient; in other words, its inductance increases with increasing temperature (causing a decrease in resonant frequency). To combat this effect, the tuning capacitance is sometimes made up of a combination of different capacitors, some having a negative temperature coefficient (decrease of capacitance with increasing temperature). The overall effect is to improve the oscillator stability by reducing the effect of ambient and equipment temperature.

The output from an oscillator has to be fed to the next stage in the equipment. To prevent this loading or adversely affecting the oscillator performance, an intermediate buffer stage is often used. An emitter-follower or common-collector stage (see next section) is ideal for this purpose, having a high input impedance and low output impedance.

## Semiconductor Devices

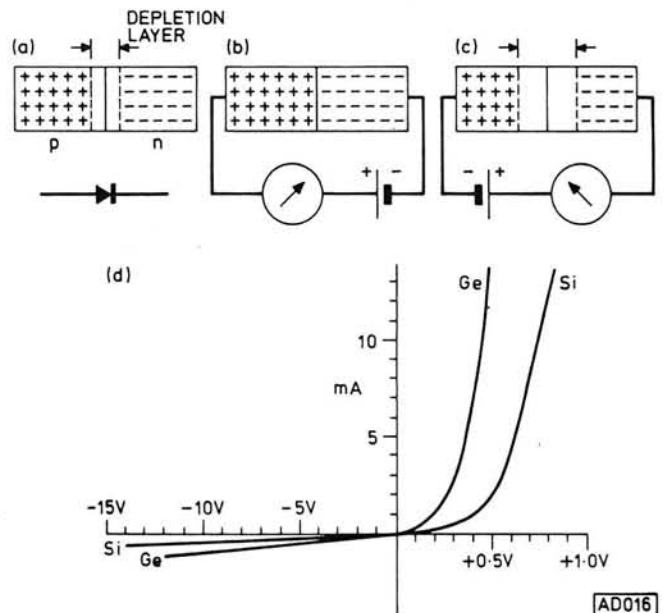
Several of the reference books listed at the beginning of this series contain sections on the nature and behaviour of semiconductor materials and so we will omit these and

pass on to describe briefly the construction and applications of the semiconductor diode and transistor.

## Semiconductor Diode

A semiconductor junction diode consists of a piece of  $p$ -type semiconductor and a piece of  $n$ -type semiconductor joined together as shown in Fig. 41 (a).

The  $p$ -type material has an excess of holes and the  $n$ -type has an excess of electrons. At the junction, electrons and holes cross the junction and re-combine leaving a region virtually depleted of all charge carriers, known as the **depletion layer**. Since the  $p$ -type has lost a few holes it acquires a slight negative charge and the converse is true for the  $n$ -type which acquires a slight positive charge. Thus there exists a small **reverse bias** across the junction.



**Fig. 41: The semiconductor diode: (a) without external bias, (b) forward biased and (c) reverse biased. In (d) is shown the current/voltage characteristic**

In Fig. 41 (b) we show the **forward biased** condition. The applied voltage has first to exceed this built-in reverse bias before current will flow. For silicon materials, this is 0.6–0.7 volts and for germanium, 0.2–0.3 volts. Once this potential has been exceeded, current flows readily in the forward direction.

The reverse biased condition is shown in Fig. 41 (c). Here the depletion layer has been increased in width, i.e. there is a large region where there are no free charge carriers and only a very small leakage current flows.

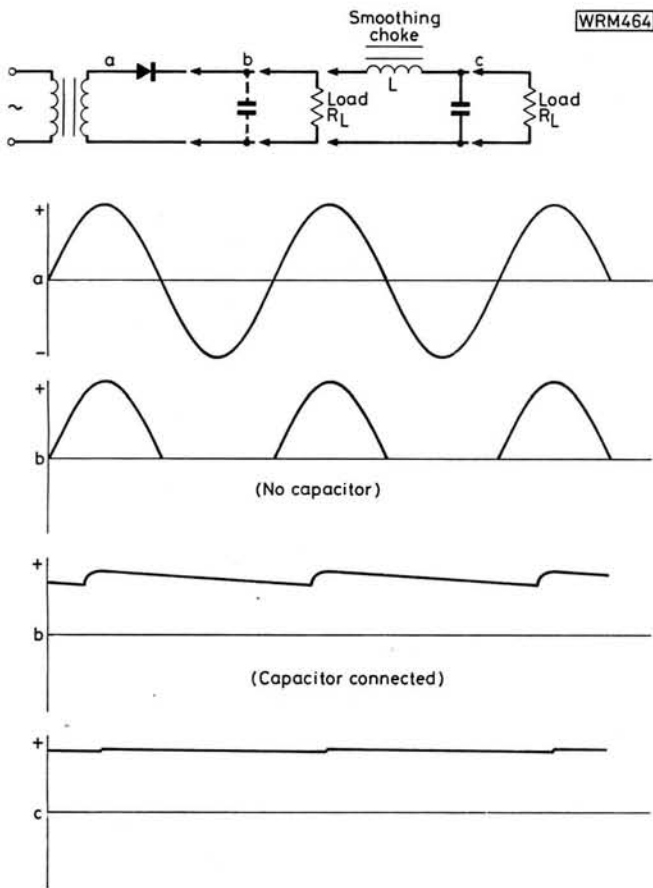
Increasing the voltage to a very high level will eventually cause the diode to break down. If the current is not limited in any way this will permanently damage or destroy the diode. The characteristic of a semiconductor diode is shown in Fig. 41 (d).

Semiconductor diodes have many applications as rectifiers in power supplies, detectors, demodulators, switches etc.

## Diode Applications

**Power Supplies:** Radio and electronic equipment operating from the a.c. mains supply commonly contains a power supply circuit consisting of:

- A mains transformer to provide the appropriate a.c. voltage.
- A rectifier which converts the alternating supply into a unidirectional but pulsating output.
- A filter or smoothing circuit which reduces the pulsations to give a steady direct voltage output.



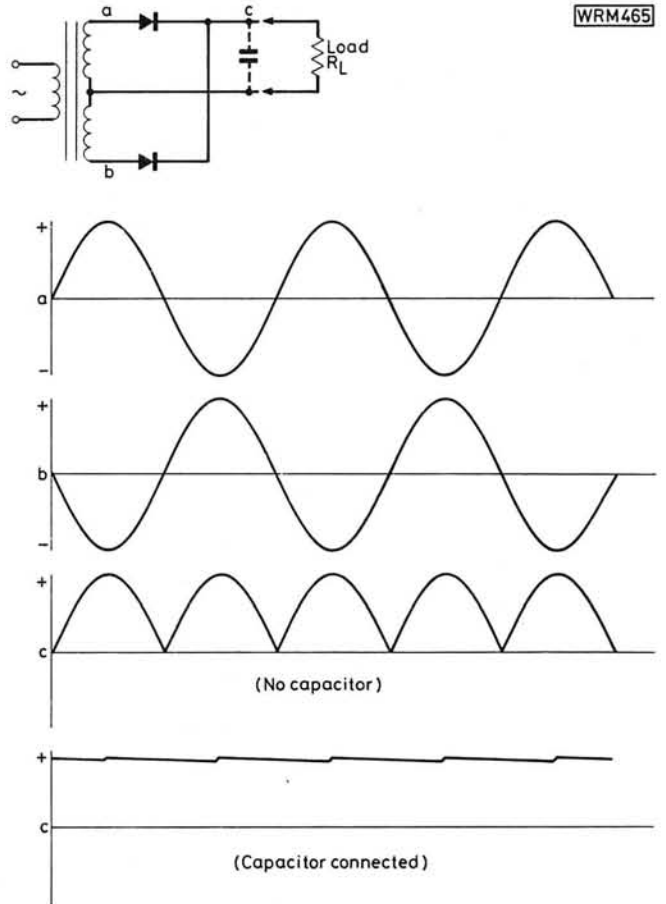
**Fig. 42(a): A half-wave rectifier circuit with voltage waveforms produced at various points**

A power supply circuit employing a single diode in a **half-wave rectifier** circuit is shown in Fig. 42 (a). Alternating voltage is fed to the diode anode and as the diode conducts only in the forward direction when the anode is more positive than the cathode, the current only flows during the positive half-cycles. This results in only the positive half-cycles appearing across the load resistor  $R_L$ .

By connecting a capacitor across the load, to act as a "reservoir", the pulsating voltage can be smoothed to give an almost constant output. The capacitor is charged or

recharged on each positive half-cycle and is discharged by a small amount between each half-cycle by the current drawn by the load. The output voltage waveforms are shown in Fig. 42 (a).

By adding an extra diode and a further winding to the transformer, in which the voltage is of the opposite phase to the existing one, a **full-wave rectifier** is produced in which the two diodes conduct alternately on each half-cycle as shown in Fig. 42 (b). This has the effect of doubling the **ripple frequency** and reducing significantly the ripple across the smoothing capacitor. Further reduction of ripple can be obtained in each case by adding a choke-capacitor or resistor-capacitor filter.



**Fig. 42(b): A full-wave rectifier circuit with waveforms. The ripple frequency is doubled compared with the half-wave case easing the smoothing problems**

**Full Wave Bridge Rectifier:** By arranging four diodes in the form of a "bridge", full-wave rectification from a single transformer winding can be obtained. This arrangement is very popular because of its relatively low overall cost. The forward current flow around the diode bridge circuit is shown in Fig. 43.

Semiconductor diodes used in power supplies are chosen to have adequate ratings in terms of average forward current and peak reverse voltage.

**Diode Detector:** The circuit in Fig. 44 shows a simple amplitude modulation detector stage. The circuit resembles the half-wave rectifier power supply circuit in Fig. 42 (a) but here the alternating voltage is taken from the secondary winding of a receiver i.f. transformer. The diode rectifies the i.f. signal voltage and filtering is provided by C1. The audio modulation appears superimposed on the

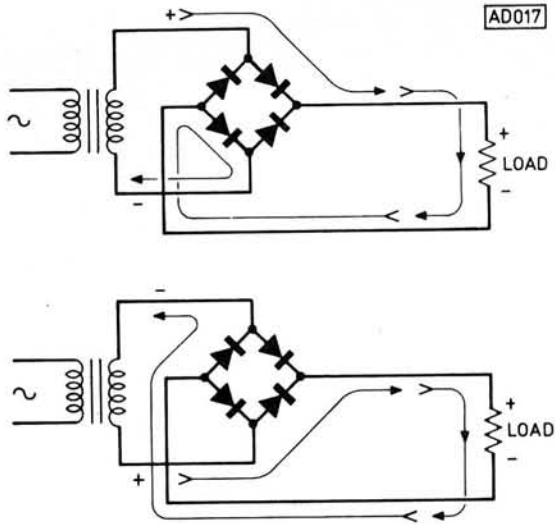


Fig. 43: Current flow around a bridge rectifier circuit

average d.c. level across R1, the a.f. gain control. The d.c. component of the signal is removed by the coupling capacitor C2 and the remaining a.f. signal is fed to the audio stages of the receiver.

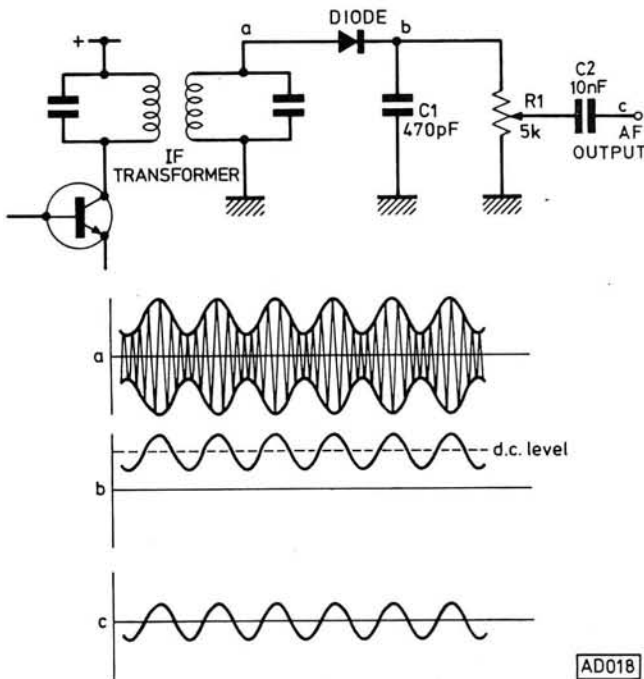


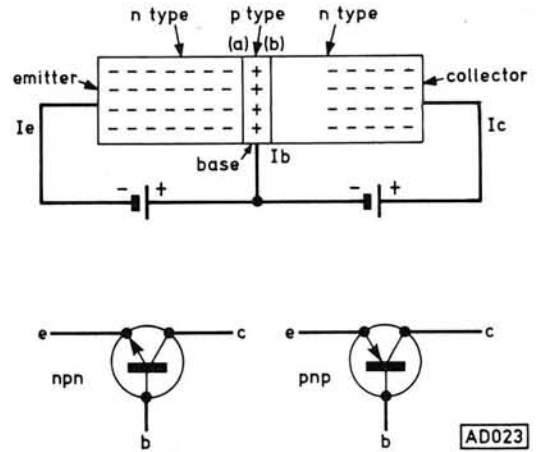
Fig. 44: A diode detector circuit with waveforms produced at various points

## Transistors

The diagram in Fig. 45 shows an *npn* transistor. Note that the base-emitter junction (a) is forward biased whilst the base-collector junction (b) is reverse biased.

The base region in a transistor is made very thin so that current carriers, entering from the emitter, experience the attraction of the collector voltage and are able to pass right through the base region and cross the base-collector

junction to the collector. A small proportion of current carriers from the emitter will recombine in the base region and these form the base current.



These currents can be expressed simply as:

$$I_e = I_c + I_b$$

For example, typical values might be:

$$1\text{mA } (I_e) = 0.98\text{mA } (I_c) + 0.02\text{mA } (I_b)$$

The actual ratio of the emitter, base and collector currents depends on the type and construction of the transistor.

The ratio of the collector to emitter current is known as the **d.c. alpha**.

$$\text{d.c. alpha } (\alpha) = \frac{I_c}{I_e} \text{ e.g. } \frac{0.98\text{mA}}{1.00\text{mA}} = 0.98$$

and the ratio of collector to base current is known as the **d.c. beta** or  $h_{FE}$ .

$$\text{d.c. beta or } h_{FE} = \frac{I_c}{I_b} \text{ e.g. } \frac{0.98\text{mA}}{0.02\text{mA}} = 49$$

The d.c. beta or  $h_{FE}$  is the usual method of quoting the d.c. current gain of a transistor.

As you can see, there is a fixed relationship between the currents in a particular transistor, if you vary one then the other two will also vary in proportion.

INPUT IMPEDANCE	OUTPUT IMPEDANCE	CURRENT GAIN	POWER GAIN	INVERSION OF SIGNAL
LOW <100 $\Omega$	VERY HIGH >100k $\Omega$	0.99	1000 (30dB)	NO
MED 1k $\Omega$	HIGH >10k $\Omega$	50	10,000 (40dB)	YES
VERY HIGH >100k $\Omega$	LOW 100 $\Omega$	50	40 (16dB)	NO

Fig. 46: General characteristics of circuit configurations

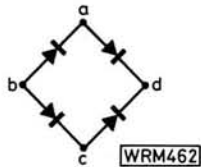
In transistor amplifiers, input signals may be applied to the emitter or the base and the output taken from the collector or emitter. The general characteristics of each type of circuit configuration are shown in Fig. 46. The circuits have the biasing and supplies omitted for the sake of clarity.

In the common-base arrangement (where the input signal is applied to the emitter), the emitter and collector currents are almost equal but, because the input impedance is low (forward-biased junction) and the output impedance is high (reverse-biased junction), there is a power gain. The signal power ( $I^2R$ ) in the collector is higher than the power ( $I^2R$ ) in the emitter.

In the common-emitter arrangement not only is there some power gain due to the output impedance being higher than the input, but there is also current gain (beta) from the base to the collector, giving the highest power gain of all the configurations. It is also the circuit which inverts the signal (positive-going signal in produces a negative-going signal out). The common collector-circuit, or emitter-follower as it is popularly known, has less power gain but its useful features are a high input impedance and a low output impedance.

## RAE Practice Questions

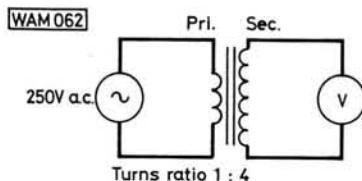
- 1 The output voltage ripple frequency of a 50Hz full-wave mains bridge rectifier is
- 25Hz
  - 50Hz
  - 150Hz
  - 100Hz



- 2 The circuit shown above is a bridge rectifier. The a.c. supply would be connected to
- d and b
  - a and c
  - a and b
  - a and d
- 3 The input impedance of a common-base transistor amplifier is
- medium
  - very high
  - the same as the output impedance
  - low
- 4 The increase in the inductance of a coil in an oscillator circuit due to a rise in temperature can be minimised by the use of a
- Zener diode
  - Capacitor with a negative temperature coefficient
  - Tunnel diode
  - Capacitor with a positive temperature coefficient

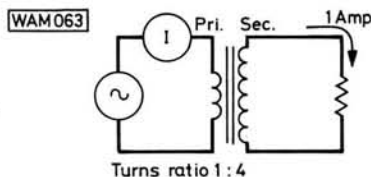
5. In the transformer circuit shown below the secondary voltage will be?

- 4000V
- 1000V
- 62.5V
- 50V



6. In the transformer circuit shown below the current drawn from the secondary is 1 amp; assuming no losses, the primary current will be?

- 1 amp
- 0.25 amp
- 4 amps
- 3.14 amps



Answers

1. d. 2. b. 3. d. 4. b. 5. b. 6. c.

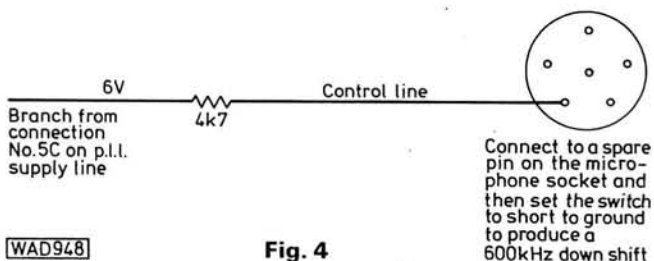
## MODS No. 12

▶▶▶ continued from page 43

The connection numbers are marked on the p.l.l. board, which is easy to get at as it is inside the top of the rig, under a cover. The control board is almost inaccessible.

It should be noted that the display is driven differently and it will not show the frequency change.

This mod can be activated by a switch on the microphone (Fig. 4) but you will need to change the microphone cable for one that has more cores. Jim used one from a Yaesu FT-707 microphone. It is not possible to change the whole microphone assembly instead of the cable because the Yaesu switches (UP, DOWN etc) do not close to low resistance contacts and so they are incompatible with the Trio.



WAD948

Fig. 4

As you will have gathered from the lack of constructional details, you should attempt this mod only if you know what you are doing.

**Next month we will continue with more mods for the TR-9000.**

# air test

## USER REPORTS ON SETS AND SUNDRIES

### SMC-HS 358 $3 \times \frac{5}{8} \lambda$ 432 MHz Co-linear Mobile Antenna


On the basis that the more metal you put up into the aether the better you will get out with your signal, then a three-element antenna must be better than a similar two-element structure. SMC's three-element co-linear for 432MHz certainly seems to bear this out.

I have been using this antenna for mobile use for about a year instead of the original two-element version from the same manufacturer. During this time it has given excellent service both from an electrical and mechanical viewpoint.

The antenna fits onto the SMC gutter mounting bracket simply screwing into the SO239M socket on the mount. This enables it to be quickly removed when leaving the vehicle in a public car park. For easy parking in a garage or other low roofed areas the main antenna can be lifted against a spring and hinged over the roof of the car. In this respect I preferred the screwed locking ring of the two-element version as offering a more positive electrical connection than the spring-loaded taper seat of the three-element antenna.

Wind noise was no greater than that from the two-element type although wind loading on the mount is obviously greatly increased. In fact the three-element antenna was mounted onto a magnetic base in the centre of the roof of the Maxi during some of our tests and at speeds over 65m.p.h. the magnetic mount was actually pulled off the roof with a terrifying bang. The antenna survived this treatment twice with no more damage than the loss of the small metal ball at the very tip.

The various elements are held together with socket-headed grub screws and this also allows the antenna to be trimmed for best v.s.w.r.



when fitted. The kit comes with full instructions, the appropriate Allen keys and a large nut which has no apparent use. (If anyone has found a use for it then several people I know would appreciate the answer.) Over the test period none of the grub screws has come loose and the v.s.w.r. has not changed.

The overall length of the three-element co-linear is 1.36m, and after the two-element version the extra length twanging around on low trees takes a bit of getting used to. However this is worth putting up with for the improved performance obtained. SMC claim a 6.3dB gain over a  $\frac{1}{4}$  wave for the three element compared with 5.5dB for the two element. The improved performance probably stems from the fact that the three-element version is really the two-element one mounted on top of another  $\frac{5}{8} \lambda$  element



so raising it almost half a metre higher and away from the car.

I also found that it loaded acceptably for use with a 2m rig on the few occasions when I work such low frequencies.

Taken overall the three-element co-linear antenna offers a good performance coupled with mechanical reliability.

*Dick Ganderton*

We would like to thank **SMC Ltd., SM House, Osborne Road, Totton, Southampton, SO4 4DN Tel: 0703 867333** for the loan of the antenna. The SMC-HS Model 358 three-element co-linear antenna costs £14.37 including VAT. The SMC GCD gutter mounting together with the SMC SOCA cable assembly costs £6.90 including VAT.

### DRAE VHF Wavemeter



"A licensee must:—(a) be able to verify that his transmissions are within the authorised frequency band (ie that no appreciable energy is radiated outside the band). (b) use a satisfactory method of frequency control. (c) ensure that his transmissions do not contain unwanted frequencies (ie harmonics and spurious frequencies).

When his station is inspected by officers authorised by the Secretary of State, the licensee will be expected to demonstrate that he can conform with the requirements of (a) to (c) above."

*continued on page 74* ▶▶▶



This project provides details of a versatile audio oscillator designed primarily for morse practice, but shown here with two other possible functions. No doubt the inventive streak in the readership of *PW* will devise a number of other uses!

A morse practice oscillator requires the minimum of sophistication, indeed some would argue that a buzzer and battery are sufficient. However, if the unit is to be used at home, even in a spare bedroom, then the benefits (if only to the rest of the family) of a volume control will be most evident. For long periods of use it is also helpful to have the ability to adjust the tone of the output signal to suit the user.

## Basic Oscillator

The practice oscillator shown here uses the ubiquitous 555 timer for all the active functions. Figure 1 shows the basic circuit, the frequency of oscillation being given by the formula:

$$f = \frac{1.44}{(Ra + 2Rb) C}$$

A number of manufacturers' handbooks provide nomographs for the selection of suitable values of components for a particular frequency or range of frequencies.

The dotted line from the reset pin 4 indicates the method used to activate the oscillator, resistor R4 being included to maintain a low potential. With pin 4 unconnected the oscillator does not function; when pin 4 is taken to  $V_{CC}$  the oscillator produces its output. The output from pin 3 can sink or source up to 200mA and so can directly

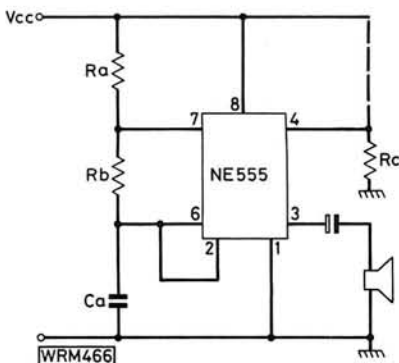


Fig. 1: The basic oscillator circuit

drive a small speaker. The prototype used a telephone handset earpiece as the output transducer, simply because one was available.

To implement the oscillator and provide the facilities outlined earlier as desirable Ra, Rb and C are replaced by suitable components. These are shown in Figure 2, the complete circuit diagram, as R1, R2 and C1. By adjusting R2 the user can select a suitable pitch of operation or if desired replace R2 with a fixed value resistor giving the desired pitch.

The output is fed via potentiometer R3 to provide volume adjustment. The morse key is connected across sockets SK1 and SK2; closure of the key contacts, in the key down situation, enables the oscillator and drives the speaker.

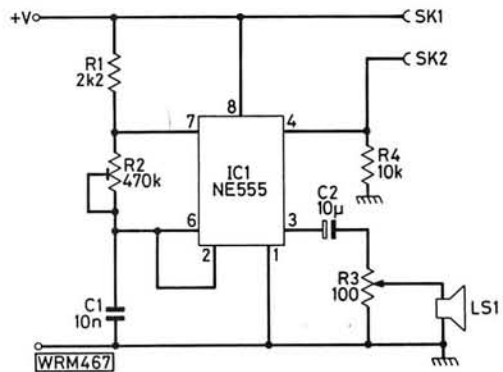


Fig. 2: Morse practice oscillator/continuity tester circuit

## Alternative Uses

Instead of a morse key the user may connect a pair of probes to SK1 and SK2 to provide a continuity tester function. Similarly the completed unit could be used in any circumstances that require a tone to be produced with a contact closure action.

Once the morse test is passed and the Class A licence obtained, the unit can be put to a new use with the additional components shown in Figure 3. This additional

**CONSTRUCTION RATING** **Beginner**

**BUYING GUIDE**

Constructors of this project should have no difficulty obtaining the components from advertisers in the magazine

**APPROXIMATE COST** **£7**

## ★ components

### Resistors

$\frac{1}{4}$ W, 5% Carbon film

2.2k $\Omega$	1	R1
10k $\Omega$	1	R4

Miniature horizontal preset

470k $\Omega$	1	R2
---------------	---	----

Wirewound potentiometer

100 $\Omega$	1	R3
--------------	---	----

### Capacitors

Disc ceramic

10nF	2	C1, 3
1nF	1	C4

Sub-miniature electrolytic, 16V working

10 $\mu$ F	1	C2
------------	---	----

### Semiconductors

Diode

1N4148	1	D1
--------	---	----

Integrated circuit

NE 555	1	IC1
--------	---	-----

### Miscellaneous

10mH choke, Maplin HX19V or equiv; Telephone type earpiece; s.p.d.t. miniature toggle switch; 2mm sockets (2); Box 150 x 80 x 50mm.

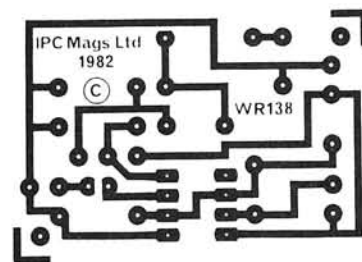



Fig. 4: Track pattern and component layout

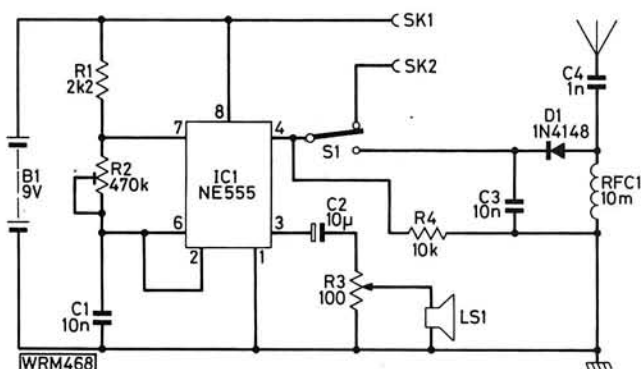
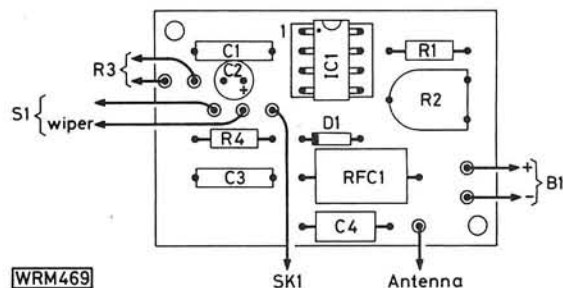


Fig. 3: Multi-function oscillator circuit diagram



## Construction


Construction of the unit requires no special considerations. A printed circuit board layout is provided although such a simple circuit can be readily put together on veroboard if preferred. The unit complete with 6-F22 (PP3) 9 volt battery and speaker can be housed in any small plastics or metallic enclosure. If the sidetone oscillator function is not required components S1, D1, R4, C3, C4 and RFC1 can be omitted.

The standby current of the 555 i.c. is quite high, typically 5 to 10mA and so an on/off switch should be incorporated in the power supply lead, ideally in combination with volume control potentiometer R3. Note that the lower power c.m.o.s. version of the 555 has a much lower quiescent current but it will **not** drive the earpiece directly. ●

circuitry uses the property of the 555 requiring a high level on pin 4, to enable the device to provide an r.f. activated sidetone oscillator.

The circuit of Figure 3 will oscillate in the presence of a strong r.f. field, so the unit placed near to a transmitter being keyed for morse will provide sidetone. The circuit will only operate, of course, for c.w. type A1-A1A, carrier on/off telegraphy. This will add the facility of sidetone without the need to modify the transmitter.

A short length of wire is usually more than adequate as an antenna. Additional sensitivity can be obtained, if necessary, by wrapping the end of the antenna wire around the coaxial cable feeding the transmitter output to the main antenna system.



**Amateur Bands**  
 by Eric Dowdeswell G4AR  
 Reports to: Eric Dowdeswell G4AR  
 Silver Firs, Leatherhead Road,  
 Ashted, Surrey KT21 2TW.  
 Logs by bands in alphabetical order.

Many readers realise that it is pretty pointless spending something akin to £300 or so on a communications receiver covering at least 1.8 to 30MHz and then feeding it with a simple dipole antenna that is cut for resonance on, say, the 20m band, where it performs quite well but is rather poor on the rest of the bands. Since a separate antenna for each band is out on several scores, including cost, it comes down to a multiband antenna.

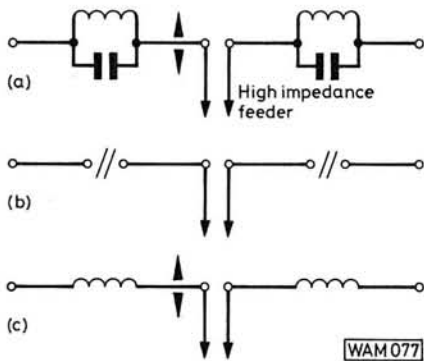
The final choice is often the trapped dipole. But which one? And what's this W3DZZ job? What's the difference? Why has one design got only one pair of traps and another several traps? All good questions. The basic object of all these types of antenna is to get resonance on a number of h.f. bands and yet require only a single low-impedance feeder and, preferably, no tuning unit. The trapped dipole goes a long way towards achieving this by inserting high-impedance parallel tuned circuits at the ends of what is a half-wave antenna for the highest frequency band under consideration, Fig. 1(a), thus electrically cutting off whatever may be beyond the two traps, Fig. 1(b).

The whole antenna works as a half-wave antenna at the, usually, next lower frequency band, but is shorter than a standard half-wave because of the electrical loading effect of the inductor in the trap, Fig. 1(c).

Now, as the antenna is a half-wave electrically on both bands the polar diagram will be the same on both bands, namely the standard pattern at right angles to the wire, Fig. 2(a). The W3DZZ variation of the standard trapped dipole is ingenious insofar as, if the dimensions of the antenna are chosen carefully, it will work reasonably well on all bands from 10 to 80m. It will even work on the new 18MHz band! The centre dipole is cut for the 40m band, the parallel traps being made resonant at about 7.1MHz before being inserted. The outer wires make up, with the loading effect of the inductor, a half-wave on the 80m band.

Now for the clever bit! On the 20m band the overall length approximates to three half-waves, the centre impedance being a bit high for the usual 70Ω feeder often used with trap dipoles, but acceptable in practice. On the 40 and 80m bands the antenna is a half-wave as before, but on the 10 and 15m bands it is a multi-half-wave antenna. It should be evident that the centre impedance must vary over such a wide band of frequencies so the transmitting amateur may be wise to arrange the lengths of the wires to give minimum standing wave ratio (s.w.r.) on a couple of bands that are used more than others. For the listener this point is of no great importance.

Now we come to the major differences between the first trapped dipole described, and the W3DZZ version. The first has maximum radiation at right angles, Fig. 2(a) on the 40 and 80m bands but on the other bands the W3DZZ takes



**Fig. 1(a)** Typical trapped dipole configuration. In (b) the traps effectively isolate the centre section, cut for a particular band, from the outer sections. On the next lower frequency band (c) the effect of the trap capacitors is negligible but the inductors act as loading coils with the outer section

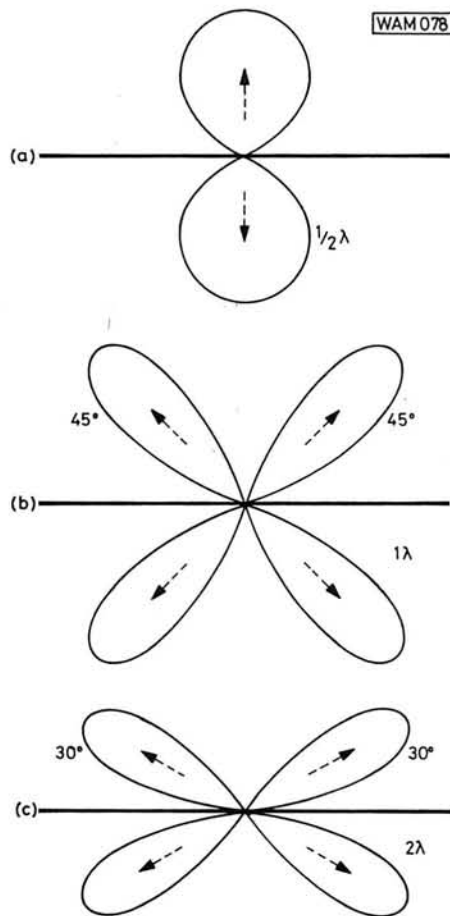
**Fig. 2(a)** The polar pattern for a half-wave antenna with maximum radiation/reception at right angles to the wire. As the number of half-waves on the wire is increased, (b) and (c), the lobes of the pattern move in towards the wire

You generally did not seem too keen on the smaller type we used for the past two months, so we are going back to the old size, but keeping the smaller headings, etc. Thank you to all who wrote with their views.

on the characteristics of a wire carrying several half-waves, Fig. 2(b) and (c). As the number of half-waves increases so the lobes of the pattern move towards the line of the wire.

This effect explains why some readers are often puzzled because they can receive, say, the Pacific area well on 20m but poorly on the higher frequency bands. The polar pattern is changing with the number of half-waves on the wire. The multi-trap dipole is one answer to this problem as each pair of traps isolates the appropriate centre section of the antenna so that only a half-wave is being used on any band. Hence the radiation/reception is always at right angles to the line of the antenna.

It is worth noting that the two bands covered by a trapped dipole do not have to be related in any way as long as the traps are resonant at the higher frequency. It could be a 10m centre section,





# BIGEAR 500A

## Another Super 2 Metre Rig from UNIDEN

Ideal for mobile or base use. Covers 144-148 MHz with 800 synthesised 5 KHz channels, 1 dial programmable memory channel and 4 diode matrix programmable scan channels. 25 and 1 watt power switch, LED readout of transmit, receive and offset frequencies. Programmable offset + / - 0.6, 0.7, 1.0, 1.2 and 1.6 MHz. Automatic 1750 Hz tone burst. 1.2 watt Audio output.

PRICE: £199.00 inc VAT

# 328 FM SCANNING MONITOR

A tailor made, no compromise unit designed for the UK market. Covers 55-88, 144-174 and 400-470 MHz in 12.5 KHz steps. Features include:- Frequency synthesis with continuous display of active channel. 2 speed scan with priority and channel lockout. 20 memory channels. Auxilliary equipment control. Block frequency search option between programmable limits. Mains or battery operation. Vehicle mount provided.


Acclaimed by the "Snoopers" of Britain as the BEST

PRICE: £198.00 inc VAT (Carr and packing £3.00)


# Zycomm Z5800 Hand Portable

A no nonsense synthesised rig, free of gimmicks yet offering high power and good sensitivity. Covers 144-148 MHz with channels in 5 KHz spacing selected by decade switches. Slide switches control simplex or repeater and high or low power operation. Low power level is adjustable by internal preset. Maximum power (5 watts nominal) may exceed 7.5 watts from internal NiCd battery pack. Antenna has BNC connector.

PRICE: Z5800, Desk Charger and Remote Mic/ Speaker £199.00 inc VAT



## SAE for CB details



# Ci-110Mk2 POWER AMP

A Solid State, all modes unit covering 1.7 to 38 MHz. Typical power output 130 watts for 215 watts DC input and 4-7 watts drive (15 watts SSB). RF sensing VOX circuit. Switchable receive pre-amp. Supply requirements: 13.8V at 20A, Negative Earth. Size 5" w x 7" l x 3" h. Weight: 2.5lbs.

Price — £99.00 inc VAT

Similar model available for 49 MHz available shortly.



### STABILISED POWER SUPPLIES

Rugged professional quality units at realistic prices  
5 Amp — £18.40 inc VAT  
7 Amp — £32.00 inc VAT



# AZDEN AS006 COMMUNICATIONS SPEAKER

Adds punch to any rig — rated up to 6 watts. Supplied with moulded jack plug and mounting bracket.

Price £11.50 inc VAT

Please address all Amateur Equipment correspondence for the attention of Lou Glover (G4GKJ)

# Zycomm Electronics Ltd.

G3ZYC G8CNB G3NJK G3ZYD G4GKJ G8ZYC  
47/51 Pentrich Rd., Ripley, Derby DE5 3DS  
Tel Ripley (0773) 44281 Telex 377466

Agents:

Clem Tabor (G3UGR), Banksia, Queen Camel, Yeovil, Somerset 0935-850463 (Evenings & Weekends only)  
Alan Kenyon (GW4DOO), 24 Connaught Street, Port Talbot, Glamorgan 0639-887963  
Bob Finch (G4DDM), REF Electronics, Church Road, Pen, HighWycombe 049 481-4483  
Ted Bowen (G4JKQ), Coalville Communications, 6 Ashby Road, Coalville, Leicestershire 0530-38779 (Day) 0530-60396 (Evenings)

# GAREX (G3ZV1)

**RESISTOR KITS** a top-selling line for many years. E12 series, 5% carbon film, 10Ω to 1M, 61 values, general purpose ratings ¼W or ½W (state which)

Starter pack 5 each value (305 pieces) **£3.10**  
 Standard pack 10 each value (610 pieces) **£5.55**  
 Mixed pack, 5 each ¼W + ½W (610 pieces) **£5.55**  
 Giant pack, 25 each value (1525 pieces) **£13.60**

**NICAD RECHARGEABLES** physically as dry cell: AA(U7) **£1.30**; C(U11) **£3.35**; PP3 **£5.55**. Any 5+: less 10%, any 10+: less 20%.

**CRYSTALS FOR 28.5MHz** 3rd. overtone, suit most 'CB' rigs. 28.5MHz Tx and 28.045MHz Rx. HC18U **£4.60 per pair**

**CRYSTAL FILTER** 10.7MHz, 12½kHz spacing, ITT 901C **£6.90**

**CO-AXIAL CONNECTORS & ADAPTORS** see full list.

**PL259** UHF plug with reducer **75p**; **S0239** UHF socket, panel mtd. **60p**; **Inline coupler** (2 x sockets) **£1.00**; **Inline coupler** (2 x plugs) **£1.00**. Any 5+ connectors: less 10%

**HT TRANSFORMER** multi-tap pri.; 5 secs.: 35v 200mA, 115v 150mA, 50v 500mA, 150v 300mA, 220v 300mA **£5**

**HT CHOKE** top grade type, 9H 240mA **£3.50**

**PYE CAMBRIDGE SPARES** (our speciality, see full list). Ex. equip., fully guaranteed. Rx RF board 68-88MHz **£5.95**. 10.7MHz I.F. **£3.65**. 2nd mixer 10.7MHz to 455kHz **£3**. 455kHz block filter 12½kHz **£9.40**, ditto 25kHz **£3**. 455kHz AM I.F. **£3.65**. Audio bd. **£1.95**, and many more. Vanguard & Westminster spares also.

**GAREX FM DETECTOR** & squelch conversion for Pye R/T equipment. Ready assembled, full instructions. Tailor-made, easy-fit design, replaces existing squelch board, with minimum of modifications. For AM Cambridge **£5.95**; for Vanguard AM25B (Valve RX) **£5.75**; for Transistor Vanguard AM25T **£6.60**

## MONITOR RECEIVERS

### SX-200 VHF-UHF AM-FM SCANNER

Covers 26-88MHz, 108/180MHz and 380-514MHz, AM + FM (especially for U.K. market) it scans, seeks, memorises and beats all the others. **GAREX** are the **U.K. MAIN SERVICE & SALES AGENT** for the **SX-200-N**. No one else can give you a better overall deal. See full details.

**SR-9** top-selling monitor: 2m FM with 144-146MHz full coverage VFO + 11 xtal controlled channels; ideal for fixed, /M, /P use. 12V DC operation **£47.50**

**Marine band SR-9**, 156-162MHz, same spec. and price.

**CRYSTALS FOR NR-56, SR-9, SR-11, HF-12, TM-56B** All 2m channels from 0 (145.00) to 32 (145.80) incl. at **£2.46** (+20p post per order). Over 40 popular marine channels at **£2.85** (+20p post).

**'SCAN-X' VHF/UHF BROADBAND FIXED STATION AERIAL** **£19.90** Ideal for SX-200 and other VHF/UHF receivers.

We also stock the:

**KDK 2025 2m SYNTHESISED TRANSCEIVER** Full band coverage 25 or 12½kHz steps/10 channel memory/scans memories or selected band portion/3W or 25W Tx/all the features you need at **£199**

**YAESU FRG 7700 GENERAL COVERAGE RECEIVER** 150kHz - 30MHz AM/USB/LSB/CW and FM **£309**

**MAINS PSU** British made 12 volt 1 Amp regulated, **£15.95**. 12 volt 5 Amp regulated, **£26.95**

**MAIN DISTRIBUTOR OF REVCO AERIALS & SPECIAL PRODUCTS** (trade enquiries welcome)

PRICES INCLUDE UK POST & PACKING & 15% VAT.

## GAREX ELECTRONICS

7 NORVIC ROAD, MARSWORTH, TRING, HERTS HP23 4LS.

Phone 0296 668684. Callers by appointment only.



MAIL ORDER

# Photo Acoustics Ltd

## MICRO COMMUNICATIONS DIVISION

BUDGET ACCOUNT

**WE ARE AUTHORISED DEALERS FOR:-**



**TR-7730**



**FT-707**



**IC-251**



**MULTI-750E**

H.F. Transceivers		P&P
Trio TS830S	£694.83	(4.50)
Trio TS530S	£534.98	(4.50)
Trio TS130S	£529.09	(4.50)
Trio TS130V	£445.05	(4.50)
Yaesu FT902DM	£885.00	(4.50)
Yaesu FT101ZD	£665.00	(4.50)
Yaesu FT707	£569.00	(4.50)

2 Metre & 70 cms		P&P
Trio TS770E	£784.99	(4.50)
Trio TR9000	£374.90	(4.50)
Trio TR7730	£247.94	(4.50)
Trio TR2300	£166.75	(4.50)
Trio TR8400	£334.88	(4.50)
Trio TR9500	£449.88	(4.50)

2 Metre & 70 cms		P&P
Icom IC251E	£499.00	(4.50)
Icom IC290E	£366.00	(4.50)
Icom IC25E	£259.00	(4.50)
Icom IC2E	£169.00	(4.50)
Yaesu FT290R	£249.00	(4.50)
Yaesu FT708R	£219.00	(2.50)
Yaesu FT208R	£209.00	(2.50)
Yaesu FT480R	£379.00	(4.50)
Yaesu FT780R	£449.00	(4.50)
FDK M700EX	£199.00	(4.50)
AZDEN PCS3000	£219.00	(4.50)

**FOR THE LARGEST RANGE IN C.B.**  
 LCL 2740 COLT  
 UNIDEN ACADEMY  
 FIDELITY MIDLAND  
 ROTEL REFTEC (934Mhz)  
 LOWE TX40

RECEIVERS		P&P
Trio R1000	£297.85	(4.50)
Low SRX 30D	£195.00	(4.50)
Yaesu FRG7700	£329.00	(4.50)
Yaesu FRG7700M	£409.00	(4.50)
SX200N	£264.50	(4.50)
R517 Airband Receiver	£49.45	(1.00)
Academy CB-Airband	£14.95	(1.00)

COMPUTERS		P&P
CASH & CARRY		
AVAILABLE ON:		
APPLE		
PET		
VIDEO GENIE		

ACCESSORIES		P&P
5 amp PSU Bermec	£14.75	(1.25)
10 amp PSU PP1310	£49.50	(4.50)
20 amp PSU Yaesu	£125.00	(4.50)
FX1 Wavemeters	£33.00	(1.25)
DM801 G.D.O.	£60.03	(1.25)
SP15M SWR & Power Meter	£29.99	(2.50)
SP300 1.8-500 Mhz	£79.99	(2.50)
SP400 130-500 Mhz	£59.99	(2.50)
CNA 1001 Auto ATU	£129.95	(2.50)
SW110A SWR/Power	£31.33	(1.25)
CN620A Twin Pointer SWR	£52.81	(2.50)
LAR VHF Omni Match	£34.90	(2.50)
LAR HF Omni Match	£69.25	(2.50)
<b>FULL RANGE OF MICROWAVE MODULES</b>		

— 24 HOUR ANSWERPHONE CREDITCHARGE PART EXCHANGE —

**58 HIGH STREET, NEWPORT PAGNELL, BUCKS.**

**TEL: 0908 610625**



with 10m traps, and end sections to resonate on the medium wave band, if you have enough space!

Top Band addicts can always extend the standard W3DZZ 10 to 80m trapped dipole by adding 80m traps at the ends and then adding about 16.5 metres of wire to these traps and adjusting to resonance on Top Band.

## Around the Clubs

Clubs are still reporting an influx of new members derived from the CB fraternity, and very welcome they are, too. However, one or two clubs have had to put a temporary stop to recruitment because of the inadequacy of club premises. Let us hope that they can soon deal with this problem. Every encouragement should be given to CBers, legal and otherwise, to move up to amateur radio.

**Hordean & District ARC** Second Tuesday of the month at Merchiston Hall, Hordean at 7.30pm with future events including talks on home-brew antennas, film shows, and not forgetting the Christmas party! A Hordean Award is promised for the new year, says the new sec Dan Bernard of 33 Greenfield Crescent, Cowplain, Portsmouth, Hants or H'dean 593429. Seems members of the club have been asking why, in this age of computers, the Home Office should take so long to issue new amateur licences! A good question, but note the rate at which the new CB licences will be issued at £10 a throw!

**Braintree & District ARS** New publicity secretary is Norma Willicombe who says the club meets first and third Mondays at the B'tree Community Centre, Victoria Street, next to the bus station. Next event of importance is the social pm on Dec 18, a good occasion to take your first peep at the club's activities. Special meetings for junior members are also held. Norma can be found at 355 Cressing Road, B'tree, Essex or on B'tree 45058.

**Edware & District RS** The committee is hard at work getting events organised for '82 with the necessary co-operation with the Verulam, Harrow and Grafton clubs to avoid clashes of dates, which sounds a jolly good idea! Don't forget it is second and fourth Thursdays, 8pm, Watling Community Centre, 145 Orange Hill Road, Burnt Oak, Edware, Middx with next event being a surplus equipment sale on Dec 10. No excuse for any "B" tickets at this club, with G3ASR giving code classes and on-the-air practice. Drop a line if you are interested to sec Howard Drury G4HMD, 39 Wemborough Road, Stanmore, Middx or 01-952 6462.

**Salop ARS** First time, I think, in these columns. Edwin Arnold G6AKE says you should all congregate at the Albert Hotel, Smithfield Road, Shrewsbury, every Thursday at 8pm; or he will gladly send a copy of the club's newsletter if you'll contact him c/o 30 Leamore Crescent, Belle Vue, Shrewsbury or on (0743) 66969.

**Southdown ARS** First Monday, Chaseley Home for Disabled Ex-

servicemen, Eastbourne at 7.30pm. Editor of club newsletter D. G. Morgan G4FDW wonders if any members ever read that fount of all information judging by the lack of response to requests for news and articles! He comments "at least *PW* and *SWM* read it, passing on info about our society. Wonder when RSGB will get round to reading it!" G4FDW can give details of two RAE courses being run in Eastbourne, if it's not too late. Try him at 3 Aylesbury Avenue, Eastbourne or 31620. Sec is R. E. Holtham G4EKS, 2 Benbow Avenue, E'bourne or 32777.

**Worcester & District ARC** "Meetings more and more popular with new faces appearing every month" so says new sec Dave Pritt G8TZE of 15 Paxhill Lane, Twynning, near Tewkesbury, or try (0684) 293890 or even the office on Cheltenham (0242) 32301, replacing long-time reporter Mike G4EKG. So it's first Monday at the Old Pheasant, New Street, Worcester around 8pm. Dec 7 is c.w. operating techniques night expounded by Ray Dobdinson G3RGD, aimed at encouraging the "B" lads to go one up. Time to tell you also of Dick Marshall G4ERP (nice!) talking on earth-moon-earth (eme) communications on Jan 4.

**Royal Naval ARS** Not the usual run of societies covered in this column but mammoth 54-page newsletter gives some idea of the wide coverage of interests of the society's members, many of whom also belong to local clubs, of course. Seems a communications interest in the RN or any other navy is basic qualification for membership but sec CRS M. Puttick G3LIK, 21 Sandfield Crescent, Cowplain, Portsmouth will explain all, or try Waterlooville 55880.

**Cheltenham ARA** Meets at the Old Bakery, Chester Walk, Clarence Street, C'ham, with Dec 18 designated natter-night but contact Grant Cratchley G4ILI, 47 Golden Miller Road, C'ham or 43891 for more info.

**Chelmsford ARS** A. C. Mead G4KQE, 9 Abraham Drive, Silver End, Witham, Essex says the club meets first Tuesday of the month, 7.30pm, at the Marconi College, Arbour Lane, C'ford. Too late to tell you of early Dec activities but Jan 5 is the annual film show of RSGB and other productions. Intending to win next year's NFD a Datong Morse Tutor has been bought by the club! (unfortunately something more than that is needed — experience!). Still it's an idea that could be copied to advantage by other clubs.

**Derby & District ARS** Every Wednesday at 7.30pm at 119 Green Lane, Derby, plus Tuesdays and Thursdays for Morse classes from 7 to 9pm. Membership has reached new club record totalling 208! "Where they all come from is a mystery" says club chairman Richard Buckby G3VGV, "we hear that similar things are happening at other East Midlands clubs". No prize for the first correct answer! Ah, yes, Dec 9 is a night on the air, 16th constructor's contest, 23rd Christmas Party (hurrah!) and the 30th "the year in retrospect" (boo-hoo). Still, Jenny Shardlow G4EYM, 19 Porreath Drive, Darley Abbey, Derby is

around to fill you in on the details of this very old club's activities, or on (0332) 556875.

**Radio Club of Thanet** Pleasant variation on the usual run of club titles, meets at the Birchington Village Centre at 8pm. Dec 6 is "Rig Evening" while Jan 9 is devoted to a social evening. Try Ian Gane G8HLG, 17 Pensant Road (hope that's right) Ramsgate, Kent or (0843) 54154.

**Chesham & District ARS** Second Wed at the Whitehill Centre, Chesham, Bucks and, if you hurry up, Andy G8PUC (QTHR) or (0494) 785625 will tell you all about the exciting foxhunt organised on the 2m band. The programme for 1982 is under active consideration by the committee so there's plenty to look forward to.

**Collingwood RS** At HMS Collingwood, Newgate Lane, Fareham, Hants, and open to present or past members of RN, RM, RNR and civvies employed by the MOD(N) with regular lectures and film shows plus construction projects always under way. Wednesdays at 8pm ought to be OK but contact R. N. Byford G4MKR at the above QTH for more information.

**St Neots & District ARS** "Alternate Mondays", which, working forwards looks like Dec 7 and 21 at the Ernulf Community School, at 7.30pm, with regular outside visits, plus talks, being planned for 1982. Darryl Davies G6EDB of 4 Winchfield, Great Gransden, Sandy, Beds (076) 77623 sent the info but advises contacting either G8TQI on Huntingdon 74642 or G8GRT on H'don 890737 for more gen.

**St Helens & District ARC** Weekly, Thursdays, at the Conservative Club, Boundary Road, St. Helens at 7.45pm with code classes for half an hour beforehand. Club call is now G4LCK, with club net on S23 at 1130am Sundays. Four foxhunts a year are held with a "ladder" established for the leading teams. Mark Edwards G4LHL, 2 Oliver Road, Toll Bar, St Helens, Merseyside, which is also St H. 31846.

**Harwell ARS** Ann Stevens G8NVI, 78 Whitehorns Way, Drayton, Abingdon, Oxon says the club's AGM-cum-construction contest takes place on Dec 15 at the East Wing of the Social Club at the AERE at Harwell. With the local RAE courses overbooked the club is thinking of starting up one of its own so if you are interested give Ann a tinkle on Drayton 430 soonest.

**Wolverhampton ARS** HQ at the W'hampton Chamber of Commerce and Industry, 93 Tettenhall Street, W'hampton, with a slide history of the club on Dec 7, "Canals of the W. Mids" by G8ZZU on the 14th, social evening on the 21st, with no meeting on the 28th as is only to be expected! Excellent newsletter keeps members au fait with all the club goings-on. John Cook G8EDG, 75 Windmill Lane, Castlecroft waits to hear from prospective members, or a bell on W'hampton 763617.

**Wirral ARS** First and third Weds at 7.45pm, but note new club QTH is Minto House School, Birkenhead Road, Hoylake, so says G. O. O'Keefe-Wilson G4MIA (congrats OM!) of 20 South

Drive, Upton, or 677 1531. New venue has ample facilities for constructional work and antennas plus parking space, apart from being easy to reach. Only event in Dec seems to be the Christmas Party so contact G4MIA for details.

**Silverthorn RC** Fridays from 7.30pm at the Friday Hill House, Simmons Lane, Chingford, London E4 reports sec C. J. Hoare G4AJA, 41 Lynton Road, Chingford, London E4 9EA. Typical activities include construction contests, film shows, contest operation plus the annual camp near to Gilwell Park using special call G4SARC. Magazine reports that the camp long wire for 80m "reached OZ, SP and LA". Some wire! Yes, I really do read all your newsletters!

**Sefton ARC** Public interest in the GB2NG station at the National Giro event was most marked especially with the RTTY set-up. Future events include a foxhunt, talk and demo on electronic organs, G8ZWZ on WWII radio equipment, pirate BC stations by G6BPE, and, hopefully, a visit from local RSGB rep. Len Gurney G4LBJ, 1 Endborne Road, Orrell Park, Liverpool L9 8DP or 051-523 6074 is the source of more info on the club's activities.

**White Rose ARS** A warm winter welcome for visitors to the Moortown RUFC, Moss Valley, King Lane, Leeds around 8pm on a Wednesday evening. Programme details from Dave Coomber G8UYZ at the above QTH or QTHR.

**Sutton Coldfield RS** Gathers at the SC Public Library with next meeting on Dec 14 at 7.30pm with microprocessors and a.t.u.s the order of the day. Visitors always assured of a ready hand says sec Derek Turner G8TUR, 10 Jervis Crescent, Sutton Coldfield, W. Mids B74 4PW.

**Southgate RC** Second Thursday of the month at 7.30pm at St Thomas Church Hall, Prince George Avenue, Oakwood, London N14 but check for meeting details with sec V. Austin G4MCD, on 01-360 5832.

**Verulam ARC** Dec 22 AGM and social evening at the Charles Morris Memorial Hall, Tyttenhanger Green, near St Albans, at 7.30pm. Hilary Clayton-Smith G4JKS, 115 Marshalswick Lane, St Albans, Herts, has all you need to know on the formal meetings as well as the second Tuesday of the month informal gatherings, at the RAFA HQ, Victoria Street, St Albans.

**Fareham & District ARC** Room 12, Portchester Community Centre, at 7.30 on Wednesdays with a night-on-the-air on Dec 9 and a slide show from G8VOI on the 16th, with advance notice of Jan 6 when G4ITF discourses on Logic. It's Brian Davey G4ITG, 31 Somervell Drive, Fareham, Hants for further details.

**Mid-Sussex ARS** Meets at the Marle Place Further Education Centre, Leylands Road, Burgess Hill, West Sussex at 7.30pm from which QTH G3ZMS will be glad to answer your queries on dates. An RAE course is in full swing under instructor G3BPV.

**Torbay ARS** Club calls G3NJA and G8IUI at Bath Lane, rear of 94 Belgrave Road, Torquay, with informal meetings every Friday at 7.30pm and more formal

meets on the last Saturday of the month, same place, same time. Club is gloating at the moment having got top spot on 1.8MHz in NFD. Sec is Hugh Davies G4DZH, 18 Bowland Close, Paignton or 523063.

## DX Corner

Welcome first letter from **C. A. Cowan** of Rugeley. Staffs who got fed up with abuse, QRM and idiots on CB a.m. and sold his gear in favour of a Yaesu FRDX-400 with 2 and 4m bands fitted, a step that will not be regretted! Antennas are Windom, 10m vertical and 2m Slim Jim. Enrolment on RAE course run by G4DBR should result in a pass at least in May '82. On 10m C.A.C. found VK6YO and ZM4BU while 15m came up with 9N1MM, 9V1TL, CT3CN, KA1FCQ/P/6W8, VK9NYG and ZL2BFU with J73CB (Box 389, Roseau, Dominica) as outstanding on 20m.

**Jim Dunnett** (Prestatyn) has been busy with a tuning unit for his RTTY set-up but TVI seems to get into everything, he reports. Still, with his SRX-30/AR88D/DC-receiver plus several long wires he did manage to copy a lot of c.w. on 20m like YA1CP, FG7BP and UA3XBP/4K1 in Antarctica. On 15m it was J87WW, FM7WO and JY9RV, leaving only 10m where he got OA4AWD, 8R1J, VU2BK and VK6IA. In the s.s.b. mode on 15m VP2VD, J6LOU, KA2MZS/SV9 (Crete) showed up. **John Hayes** of Edmonton, London N9 wrote again to say he's added an MM2000 reader to his RTTY rig which runs from an FRG-7700/FRT-7700 plus long wire which brought in VE3JEV. However s.s.b. won the day with HC1NP, OA7TS, TU2JD, YC3FM, ZD8RH and 5N6GGJ on 10m, DU1EO, HS1BV, KA2MZS/P/SV9, 7P8BJ and 8P6CC on 15m, plus, on 20m CE0AE (QSL WA3HUP), KL7EC and VK9NL, finishing with ZL4KF on 80m.

In Edinburgh **Anne Edmondson** BRS47285 has got away from her RAE studies long enough to visit local clubs and to finish off an a.t.u. for her Realistic DX200. Much better than buying one, eh? She reports A71AD asking for cards to the QTH of A7XD in the '81 callbook, and that the A7XM on c.w. on 20m is a phoney. Her DX looks like all 20m, all s.s.b. with A71AD, CT2CY, JY2RZ, SV0AO, V3AWS (QSL Box 306, Belize City — was VP1WS), YK1AA and 6Y5MS.

**Allan Stevens** (Crowthorne, Berks) found 10m amazing during the month to mid-Oct, topped by the launch of UOSAT, he says. His Trio 9R59DS has a PR40 preselector but fed only by a 2 metre whip, however he has now acquired a 2m receiver, so looks like we could lose Allan to the Ron Ham mob! DX on 28MHz was noted for CO2OM, VK8GF, VU2VTM and IV3OSH/5R8, with only KL7EC of note on 21MHz. In Llanmorlais, Swansea, **Philip Morris** is getting along fine with his CR100 now, having fitted a stabiliser to the h.t. line. He is also BRS48851 now though time goes mainly

on "A" level studies, but on 7MHz he did find TR8DX, 9K2DR and VU2NKA, while 14MHz supplied T30DB, C21AH (QSL ZL1AQB), ZK2EL (QSL OE2DYL), a fine one in JT1AN and FG7TD/FS7. On 21MHz he logged HV3SJ, A22ZM and 5H3JR.

In Wadhurst, E. Sussex, **Rob Gibson** was delighted to log W6RO located on the Queen Mary in Californian waters, and to get a QSL. Enrolment for the Dec RAE is coupled with code practice to take his G4+3 right away. In the meantime his FRG-7 plus a.t.u. plus pre-amp and dipole at 10 metres produced the following on 10m: 9X5SL, HL9FR, J28DP, P29KM, VS6CT, XT2AN and ZP5RG, with T32AB on 20m.

**D. Coggins** (Knutsford, Cheshire) found 7MHz in very good shape with things like CO5GV, FR7CE, HM1EJ, KB7IJ/KH2 on Guam, VE8YQ on King William Is, on his FRG-7700/FRT-7700 and 30 metres of wire. On 14MHz his set-up provided AH8A on American Samoa, CE0AE, FK0RR, KH3AB on Johnson Is, VK9NS, VR6TC, ZL3PA/C on Chatham Is, 3B8LH (QSL DL0LH) and 3X1Z. Things came good on 28MHz with A22BW, DU1RD, FG7BG, FROFLO/P/J if you can credit such a callign, G3MUV/CE0 on Easter Is and QSL to KA4MGH, H5AK, S79WHW, S83W, YJ8NPS, ZS2FDC portable in Namibia, 9V1TL (on c.w.) and 9Q5FL (QSL K4AEB).

**Ed Baker**, sec of ISWL, bemoans missing K7LAY/BY, but I think everyone else did OM! Present rumour has ZA2HAM on a DX-pedition with some EAs and EA2DK as QSL manager. **David Warr** (Weymouth) is all excited about the Dec RAE so good luck OM and don't get distracted by the DX in the meantime, you'll be working it soon. The 9R59DS and ZL-Special antenna for 15m brought in A22ZM (QSL ZS5CU), A71AD, FPOFSZ who is really VO1FB larking about, ZB2GW, ZD8TC, 7P8BT and 9X5SL.

Now this is where your scribe eats humble pie! **John East** of Highworth, Wilts, wrote in for the first time to say he'd built an HAC three-transistor receiver which, with 10 metres of wire, got him a list of stuff on 20m s.s.b. as long as the proverbial arm. I suggested he might be listening to the wrong end of some of the nets but as he had some 15 years previous experience at the game I had to give him best! Apologies OM. So from the 140 choice stations listed I give a few like A71AD, AP2LB, C5AAP, CE6COR, CE9AH, DU7GB, FY7BW, HC1GZ, J3AH, lots of JAs, JW5OD, KC4VZ, millions of PYs, TA2KS (skip the VKs and ZLs), VP2MH, VP2VB, VP8AJL, VP8QI, VP9CP, VU2AU, 5N21ATT, 5T5ZZ, 8P6OR, 9M2GD, 9X5NH and 9Y4NP. Don't know what he'd do with a proper receiver!

Pet grievance of **Basil Woodcock** of Leeds at the moment is the lack of courtesy of stations that do not QSL even when sent IRCs and s.a.e.s. The RSGB bureau is a laugh he says, with 27 returns from over 200 QSLs sent that way. Well, OM, I'd prefer to place the blame on the overseas bureaux as I'd consider ours to

be one of the best. Simple answer, get your ticket and a ZA call and I'll guarantee 100 per cent returns! Anyway the JR310 turned in A6XJC, 9Q5FL, TA1AB and XZ9A on 10m, A22ZM, HK1KO, V3AWS in Belize, and YK1AO on 15m, ending with 5N21CRN, 7P8BJ, TA2KS, 5T5ZZ and YJ8RG on 20m. Looks like the 5N boys are having a 21st.

**Bill Rendell**, Truro, Cornwall professes not to have too much time to spare at the moment for his HRO but managed J73FP, VK2AVA and ZL4AV on 7MHz, with 28MHz giving DU6LL (Box 797, Bacolod City, Philippines), FR7CB (QSL Box 9743, Santa Marie), VP2MFL, YC1CBL, and 9Q5L with cards to K3FN.

From Seaton, Devon, comes word from **Stephen Littley** that 28MHz has been very good although he seems to have looked at most of the bands with his FRG-7 and long wire. On 3.5MHz HH2MC was a useful one, with OA4AKD and 6Y5MJ on 7MHz, plus UK1PGO (in Franz Josef Land), and VP8AGY on Rothera Base on 14MHz. Nice ones on 21MHz were A7XD, JT1WA, S79WHL and TL8DC with 28 fetching up with ZE1JC and VP1BEH. A log only from **Len Stockwell** in Grays, Essex says he used an FRG-7 with a Datong active antenna to get 5B4JM on 10m, 5H3JR and J6AW on 15m, and NL7D, TU2CJ, ZC4NB and

3B8AE/P/3B9 on 20m.

Regular 15-year-old reader **Andrew Chadwick** of Bury, Lancs, has deserted the BC bands I'm glad to say and has been using his Heathkit RA1 plus just 3 metres of wire in his bedroom to log such stuff as AP21Z, C5ACG, J28DG, J6LB (QSL Box 732, Castries City, St Lucia), KG6RN, PJ4CR via WB2LCH, TA2KS (QSL G3SCP), TU2JL, UK1PGO QSL to UK3SAB, VK9NL, VP5BAM, VP8QI, VQ9CI, 5N0FCA and 6Y5MC all on 14MHz s.s.b. Catches on 28MHz were EL9B, VK9NS of Box 19, Norfolk Is, and 5H3TM of Box 429, Mbeya.

## Final Notes

**Dr Bernard Peter Bint** of Altea, Spain, thinks that he has found a very old friend in J. R. Cond mentioned in the column recently. The Doc was a BRS before the war and was stationed at Hendon when things began to happen. Now it's thumbs up with the May RAE results and a bash at the code exam in Gibraltar very soon. Funnily enough Doc was in the Royal Signals for seven years in WWII but never touched the code. We'll be looking for you soon from EA-land OM.

**Archie Magrath** near Ramsgate couldn't find a suitable club in his area but with G4KEJ they got together and formed one at Birchington now thriving with 40 members and new faces every week. Just shows what can be done with a

bit of initiative. If you can't find a club, form one! Archie is all set for the RAE in December but in the meantime has acquired an R-1000, plus 22 metres of wire in the loft. He is also BRS48064 for the time being.

**Alec Bell** G4MHQ of Lee-on-the-Solent was so pleased with an unusual QSO he had with WD9HCY that he decided to tell me all about it. At 0525Z one morning he put out a CQ on the 10m band, optimistically I'd have thought, and heard the WD9 way down in the noise. Anyway it transpired that he was using between 2 and 3W input on s.s.b. to a home-brew rig for the first QSO with the UK at that power level. Alec was using an FT-101ZD and HF5 vertical antenna.

On page 65 of December *PW* I stated that cards can be sent out via the RSGB's QSL Bureau even if one is not a member of the Society. **This is incorrect.** One must be a member to use this facility. Non-members can collect cards from sub-managers by sending an s.a.c. to them. My apologies to the RSGB and QSL Bureau manager E. G. Allen G3DRN for any inconvenience caused.

Right, that's that for another year. Hope it has been a good year for you and may it be an even better one in 1982. A Very Happy Christmas to one and all.

**Medium Wave Broadcast Band DX**  
by Charles Molloy G8BUS  
Reports to: Charles Molloy G8BUS  
132 Segars Lane, Southport PR8 3JG.

Last time we looked at ways in which we could improve reception on the medium waves. We examined the directional properties of the internal ferrite rod antenna to be found in the majority of m.w. receivers these days, and saw how to use this antenna to cut down interference from other stations and to reduce electrical noise and static. We also found out that an outdoor antenna positioned away from the house would pick up more signal and less noise than an indoor one, to give an improved signal-to-noise ratio. Is there anything else we can do?

## Overloading

Modern receivers are more prone to overloading than older valved types and if we connect an outdoor antenna to the former we may end up with cross-modulation, whistles and spurious responses with stations appearing on more than one part of the dial.

If the receiver does not have an antenna socket then wrap the lead from the outdoor antenna round the receiver in a single turn. Coupling between antenna and receiver will be by induction and should be loose enough to avoid overloading. If the receiver does have an antenna socket then you could also try putting an attenuator between the antenna plug and the receiver's antenna socket. Fig. 1 shows a simple attenuator which can be mounted in a small box beside the receiver. Adjust the attenuator for the loudest output that does not cause overloading.

At first sight we seem to have put up an outdoor antenna to pick up more signal only to reduce it again either by loose coupling or an attenuator. Even if we do end up with a signal not much stronger than before, the station will be cleaner and easier to listen to, as we have reduced noise, static, etc., and improved the signal-to-noise ratio.

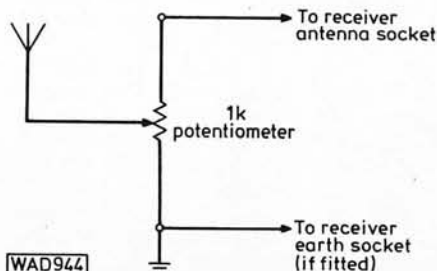


Fig. 1: A simple attenuator

## Fading

Reader **B. A. Watt** of Shepton Mallet is interested in AFN Frankfurt, West Germany on 873kHz which he can pick up during the day. He wonders why it fades after dark. During the day it is the ground wave that is arriving at his receiver. Any radiation upwards from the transmitting antenna is absorbed by the D layer of the ionosphere. After dark the D layer disappears and the sky wave now travels higher into the ionosphere to the E layer where it is bent back to the earth. At the receiving antenna the ground and sky waves combine. Sometimes they are in step and add together, on other occasions they are out of step and subtract. The two signals go in and out of phase with one another because of the ever-changing length of the path of the sky wave and fading is the result. If we go farther away from the transmitter, beyond the range of the ground wave we will still get fading, this time from signals that have travelled on different paths through the ionosphere due to different angles of radiation from the transmitter.

What can be done about fading? If you sit beside your receiver and turn down the gain (volume) as the signal increases in strength and turn it up again as the signal fades, you can (if the fading is slow, as it usually is on the medium waves) counter fading. A tedious method that does work but only to the point when the gain control is set to maximum. If the signal continues to fade then our efforts to counter it will now fail.

No need to manually adjust the gain

control. Modern receivers are equipped with Automatic Gain Control (a.g.c.) which will do the job for us, but only with moderate to strong signals. The remedy is obvious. Put up a good outdoor antenna, feed more signal to the receiver (overloading permitting) and give the a.g.c. a chance to work properly.

## TV Buzz

Fred Ainslie, who is a TV service technician as well as a m.w. DXer, refers to the line timebase radiation from TV receivers which he says comes mainly from the scan coils and to a lesser extent from the line output transformer. "The scan coils can be likened to a ferrite antenna connected to a transmitter. It is worse in colour than monochrome TVs due to the larger scan power. Due to live chassis circuitry the TV cannot be earthed, so a certain amount of the noise is fed into the mains wiring for distribution all over the house."

Fred reckons the only real solution for the DXer, who picks up TV timebase harmonics across the medium waveband, is to get his antenna as high and as far away from the TV as possible. He uses a loft antenna fed by coaxial cable which cuts out TV buzz quite well, and disconnected the mains earth from his receiver which is now earthed direct to the garden, which brings an improvement.

## DX Heard

Seventeen-year-old Keith Dwyer of Presbury in RSA uses an old Concerto valved receiver with a 30 metre-long wire



**CKOM is in Saskatoon**

for m.w. DXing. He reports hearing Malawi on 740kHz with a fair signal at 2145, BBC Cyprus on 1323kHz at 2200 and Islam (Dubai in Saudi Arabia) fair on 1521kHz at 2235. Fred Ainslie (Hartlepool) has a home-brew receiver which uses a combination of valves and f.e.t.s and has a s.s.b. mechanical filter to get 2.7kHz bandwidth with good skirt selectivity. When connected to his loft long wire this rig pulled in CJYQ St John's in Newfoundland on 930kHz, CHNS Halifax Nova Scotia on 960kHz, WINS New York City on 1010kHz and WCAU Philadelphia on 1210kHz.

An FRG-7 and one-metre loop with differential matching amplifier are in use at Letchworth by Mike Barraclough whose log includes a good bag of DX from the Caribbean. Stations heard include ZDK in Antigua on 1100kHz at 0058, Radio Globo Sao Paulo, Brazil on the same channel at 2215, Radio Iracema at Fortaleza in Brazil on 1300kHz at

2345, Radio Cayman, Cayman Islands on 1555kHz at 0010, Caribbean Beacon in Anguilla on 1610 at 2330 plus WITS Poston on 1510kHz at 2314.

## Beyond 1600kHz

The medium waveband ends on 1602kHz, which is the top channel of the Geneva Plan though there is usually a certain amount of illegal activity beyond the band edge. The station that interests me most in this region is Radio Ierapetra which is located on the southern coast of Crete and is currently listed in the *World Radio and TV Handbook* as being on 1614kHz with a power of 1kW. R. Ierapetra is not a pirate as it is licensed by the Greek government, and recently it has been joined by two other official broadcasters. Vatican Radio has been heard for a while now on 1610kHz and Caribbean Lighthouse, reported by Mike Barraclough, would probably be logged more often if DXers knew it was on 1611kHz. The address of Caribbean Lighthouse is PO Box 690, The Valley, Anguilla, West Indies.

## Transmitting Stations

According to Sweden Calling DXers, a new edition of a pocket guide called *Transmitting Stations* is now available from the IBA. It lists all ITV and ILR stations in the UK and can be had free of charge from the IBA Information Service, Crawley Court, Winchester, Hants SO21 2QA. A useful addition to the local radio DXer's library.

## Short Wave Broadcast Bands

by Charles Molloy G8BUS

Reports: as for medium wave DX, but please keep separate.

As regular readers of this column will have noticed, I use the SIO reporting code instead of the more complicated SINPO. SIO is used by the BBC and RCI and I prefer it because it is simple, unambiguous and gives an adequate description of how a signal is coming in. Reader Keith Sholton has re-opened the subject of reporting codes by sending me a copy of an interesting article called *Easy SINPO* which appeared in a recent issue of the RBI Journal *Radio Berlin International*. The article discusses the validity of some SINPO ratings and suggests a way in which listener reports could be made less subjective. For the benefit of newcomers it might be useful to

have another look at the SINPO code, before going on to RBI's comments on it.

## SINPO

The five letters SINPO are the initial letters of the five parameters used in the code. S stands for Signal Strength, I for Interference from other stations, N for Atmospheric Noise (Static), P for Propagation Disturbance, O for Overall Merit. P is often taken to mean fading and the code is therefore sometimes called SINFO. Each letter is given a rating in the range 1 to 5.

	S	I.N.P.	O
5	Excellent	Nil	Excellent
4	Good	Slight	Good
3	Fair	Moderate	Fair
2	Poor	Severe	Poor
1	Barely audible	Extreme	Unusable

Problems arise with the letter O as it seems to be a matter of opinion what is meant by overall merit. To quote from RBI, "Now and then our engineers come across ratings in our mail bag which are strange if not unbelievable. The DXers SINPO numbers in other words contradict the SINPO system. Although we

must admit here that it is not easy to use the SINPO signal rating system".

RBI then goes on to argue that a rating of 55552 does not exist. "The overall merit O can't be poor if all the other code letters are excellent" a conclusion most of us would accept. How about a rating of 25555? Some DXers including Keith and myself feel that the rating for O should not be higher than the lowest of the other numbers i.e. the rating should be 25552. Others maintain that O should be the average of the first four i.e. 25554. It seems pointless to use this method of assessing O as it does not convey any additional information. If you only recorded SINP then the station could work out O for itself. RBI quotes another system, which is not new. O should stand for readability (QRK). On this basis 25555 is legitimate "every detail of the transmission is understood at weak signal strength: QRK5".

"Easy SINPO" then suggests less subjective ratings for the letters I, N and P, ratings which could be used when reporting to RBI. This leaves S, the rating for signal strength, untouched though one wonders how subjective it may be. If you use an "S" meter don't rely on the readings too much. They are only relative values and clearly they will depend on the antenna in use.

# Lee Electronics Ltd



TELECOM ANTENNAS - YAESU MUSEN - ICOM - F.D.K. - STANDARD Etc.

## MORSE KEYS

HK 707	Straight up/down keyer	10.06
BK 100	Semi automatic bug	17.85
HK 702	Up and down keyer on marble base	22.43
MM 702	Manipulator	22.43
MK 704	Squeeze paddle	14.38
MK 705	Squeeze paddle on marble base	22.43
EMK 1A	Morse code practice oscillator	8.63
MK 1024	Automatic memory keyer	*135.13
EK 150	Semi automatic keyer	74.75

\*Ask for special offer on this unit

## POWER SUPPLIES

PK 402		19.95
PM 103		13.59
PH 5000		45.95
EP 2500		91.94

Effective from October 1981

## YAESU

HF Range		
FT-902DM	Transceiver	790.00
FT-902DE	Transceiver	790.00
	FM Unit	28.00
	Keyer	23.00
	Memory	89.70
	DC DC Converter	41.80
YA-901	Morse RTTY Code Reader	460.00
YVM-1	Video Monitor for YA-901	150.00
YK-901	Keyboard Unit	125.00
FC-902	ATU	135.00
FTV-901/2R	Transverter fitted 2M Unit	285.35
902/107	430/70CM Unit	185.00
	144/2M Unit	100.00
	70/4M Unit	80.50
	50/6M Unit	70.00
YO-901P	Paradaptor Monitorscope	330.00
FV-901 DM	Ext. VFO 40 Memories	260.00
SP-901	Speaker	31.05
SP-901P	Speaker complete with phone patch	55.20
MMB-1	Mobile Mounting Bracket	24.15
	Workshop Manual	12.00
FT-1202	1KW Linear	425.00
FT-1012 MK 111 FM	Transceiver	590.00
FT-1012 MK 111 AM	Transceiver	575.00
FT-1012D MK 111 FM	Transceiver Digital Readout	665.00
FT-1012D MK 111 AM	Transceiver Digital Readout	650.00
FT-1012D	Transceiver Digital Readout Counter Module	635.00
	DC DC Converter	90.10
	DC DC Converter	42.55
FV-1012	Ext. VFO Fan B	112.00
	Fan B	13.80
YE-7A	Low Z Mic	6.90
	Workshop Manual	12.00
FT-107M	Transceiver Solid State All Bands	725.00
FT-107M WARC	Transceiver Solid State All Bands	799.00
DMS		92.75
FV-107	Ext. VFO	96.50
FTV-107	Fitted 2M	216.95
SP-107	Ext. Speaker	29.90
SP-107P	Ext. Speaker with phone patch	112.70
FC-107	ATU	57.10
FT-107E	External P.S.U. and Speaker	113.10
FP-107	Internal P.S.U.	101.95
JUST ANNOUNCED THE NEW FT1	Full details will follow	1295.00
FT-707	100W Transceiver	569.00
FP-707	AC P.S.U.	125.00
FC-707	Ant. Coupler	85.10
FV-707DM	Ext. VFO	203.15
MR-7	Steel Cabinet	15.70
MMB-2	Mobile Mounting Bracket	16.10
FRB-707	Relay Switching Box	23.75
FL-110	100W Linear	155.25
FTV-707	Transverter	80.00
FTV-707	2 mtr. module	101.00

## RECEIVERS

FRG-7	General Coverage	199.00
FRG-7000	General Coverage Digi. Readout	229.00
FRG-7700	General Coverage with FM	229.00
FRG-7700/M	Memory Unit	409.00
	Memory Unit	90.95
	DC Kit	1.15

## CONVERTERS

Type 'A'		63.65
Type 'B'		69.00
Type 'C'		7.8A
Type 'D'		66.29
FF5	Filter	8.78

## VHF & ACCESSORIES

YM-24A	Speaker Mic	16.85
NC-1A	Standard Charger	21.10
NC-3/2	Fast Charger	39.50
NC-3A	Fast Charger	46.00
NBP-9	Ni-Cad Battery Pack	17.25
NC-9C	Small Charger	8.05
MMB-10	Mobile Mounting Bracket	6.50
FBA-1	Charger Slave	3.35
	Workshop Manual	5.00
FT-4B0R	All mode 2M Transceiver	379.00
SC-1	Station Console	134.55
FR-80A	Matching Headset Supply	62.85
FT-720RV	VHF Head 10W	245.00
FT-720RVH	VHF Head 25W	255.00
FT-720RU	UHF Head 10W	265.00
FT-720R	Controller	115.00
STZ	Switching Box	55.00
ETZ5	Remote Cab. (2M)	15.00
ETZL	Remote Cab. (4M)	20.00
FT-290R	2Mtr Shoulder/Car Multimode Transceiver	249.00
FT-708R	70cm Synthesized Handheld (No 1.6MHz SHIFT)	219.00
FT-208R	Handheld Walkie-Talkie (2)	200.00
FT-690-790		T.B.A.

## UHF

FT-404R	6 Channel Handie	199.00
FT-780R	All Mode Transceiver 70cm	449.00
FSP-1	Mobile Speaker	9.95

## MICROPHONES

YM-34	Desk Mic	21.45
YM-35	H Held Scanning	13.80
YM-36	Noise Cancelling	13.05
YM-37	H Held	6.90
YM-38	Desk Scanning Mic	24.90
YE-7A	Low Z Mic	6.90
YD-148	Dual Z Desk Mic	21.10
YD.846	High Z Hand Mic	6.90
YD.844	Dual Z Desk Mic	25.30

## FILTERS

XF89HC	CW Filter	24.90
XF89HCN	CW Filter	24.90
XF89GA	AM Filter	24.90
FF-501DX	Low Pass Filter	23.00

## CLOCKS

QTR-24	World Clock	19.95
QTR-240	World Clock De Luxe	28.00

## HEADPHONES

YH-55	Standard 8 ohm impedance	10.00
YH-77	Light Weight	10.00

## POWER SUPPLIES

FP-4	4 amp	42.95
FP-12	12 amp	86.25
FP-80	8.5 amp	63.65
YC 100DL	Data Processor	83.75

This is a small selection of YAESU'S range. Please telephone for any information you require.

## STANDARD EQUIPMENT

C7800	70cm Synthesized Mobile 5 Memories 1/10w	275.00
C8800	2mtr Synthesized Mobile 800 channels	251.85
C58	2mtr SSB FM Portable/Mobile 1 watt basic unit portable (or with power booster and mobile bracket 25 watts)	239.00
C78	70cm FM Portable/Mobile (with mobile mount bracket) 1 watt basic unit 10 watts with power booster	219.50

## ACCESSORIES FOR C58/C78

CPL78	Mobile Mount Bracket for both models	20.50
CLCB	Carry Case	6.95
CPL78	Power booster for C78 10 watts	67.50
SR/C12/230/6	Mains charger unit	7.50
CPB58	25 watt booster for C58	79.50

## ICOM EQUIPMENT

IC255E	Synthesized mobile 25w FM	255.00
IC260E	Synthesized mobile 10w FM/SSB	299.00
IC251E	Synthesized multimode base station	499.00
IC402	10cm SSB Portable 3w P.E.P.	245.00
IC202S	2M SSB Portable 3/1w P.E.P.	169.00
IC720A	HF Transceiver 200 watts P.E.P. input General coverage receiver	883.00
IC730	Compact H.F. Transceiver 200 watts input Dual V.F.O 10 80mtr and the new WARC	586.00
IC451	UHF Base Station 430-440MHz Programmable Channel spacing All modes SSB/CW/FM	579.00
ICZKL	Matching HF Linear 500 watts	839.00
ICZKPS	PSU for above	211.00
IC25E	2 mtr FM Mobile Transceiver 25 watts	259.00
IC2E	Handheld 800 channel synthesized 1 watt output with standard battery pack or 2.5 watts with large pack. Complete with 6 volt pack and charger	169.00

## ACCESSORIES FOR IC2E

ICBP3	Standard 9 volt pack	17.70
ICBP2	7.2 volt High capacity	22.00
ICBP4	Empty case, will take 6X 'AA' Nicads.	5.80
ICBP5	11 volt pack for 2.5 watts output	30.50
ICOC1	9 volt regulator pack	8.40
ICBP1	Car charger lead with cigar plug	3.20
ICBC25	Charger as supplied for BP3	4.25
ICBC30	Desk type fast charger for all packs	39.00
ICML1	10 watt mobile booster	49.00
LC1/2/3	Cases	3.50
HM9	Speaker/Microphone	12.00
IC30L	10 watt Linear for IC 402	59.00
ICSM2	Desk Mic + Preamp 4 pin plug	29.00
ICSM5	Desk Mic + Preamp 8 pin plug	29.00
ICMH3	Hand Mic 215-202/402/240/211/701	12.00
ICMH10	Scan Mic 255-260/451	20.00

## TRANSVERTERS

MMT28/144	10cm linear transverter, 144MHz IF	99.00
MMT70/28	4m linear transverter, 28MHz IF	115.00
MMT70/144	4m linear transverter, 144MHz IF	115.00
MMT144/28	2m linear transverter, 28MHz IF	99.00
MMT432/28 S	70cm linear transverter, 28MHz IF	149.00
MMT432/144 R	70cm linear transverter, 144MHz IF	184.00
MMT1296/144	23cm linear transverter, 144MHz IF	184.00

## LINEAR AMPLIFIERS

MML28/100-S	10m 100 watt linear/preamp, switchable	129.95
MML70/40	4m 40 watt linear/preamp	77.00
MML70/100-S	4m 100 watt linear/preamp, switchable	129.95
MML144/25	2m 25 watt linear/preamp	77.00
MML144/40	2m 40 watt linear/preamp	59.00
MML144/100-S	2m 100 watt linear/preamp, switchable	129.95
MML432/20	70cm 20 watt linear/preamp	77.00
MML432/50	70cm 50 watt linear/preamp	119.00
MML432/100	70cm 100 watt linear	228.65
MML1296/10	23cm 10 watt linear	198.00

## MICROPROCESSOR CONTROLLED PRODUCTS

MM11000	ASCII to Morse converter	49.00
MM1000KB	ASCII to Morse converter with Keyboard	79.00
MM2000	TTY to TV converter	169.00
MM4000	RTTY Transceiver	269.00
MM4000KB	RTTY transceiver with keyboard	299.00
MMS1	The MORSETALKER - Speaking Morse Tutor	115.00
MMS2	Advanced Morse Trainer	155.00

## RECEIVE CONVERTERS

MMC27/mw	27MHz to medium wave converter	19.95
MMC28/144	10m to 2m up converter	27.90
MMC50/28	6m to 10m down converter	27.90
MMC70/28	4m to 10m down converter	27.90
MMC70/28L0	4M to 10m DOWW CONVERTER WITH LO output	29.90
MMC144/28	2m to 10m down converter	27.90
MMC144/28L0	2m to 10m down converter with LO output	29.90
MMC432/28 S	70cm to 10m down converter	34.90
MMC432/144 S	70cm to 2m down converter	34.90
MMC435/51	70cm ATV converter, VHF output	34.90
MMC435/600	70cm ATV converter, UHF output	32.90
MMC1296/28	23cm to 10m down converter	27.90
MMC1296/144	23cm to 2m down converter	59.80
MMK1691/137.5	1.691MHz MFTFOSAT converter	115.00

## FREQUENCY COUNTER

MMD050/500	500 MHz digital frequency meter	69.00
MMD060P	600 MHz, 10 pscaler	23.00
MMOP1	Frequency counter/amplifier/probe	11.50

## RECEIVER PREAMPLIFIERS

MMA28	10m low noise preamp	14.95
MMA144V	2m RF switched low noise preamp	34.90
MMA1296	23cm low noise preamp	29.90

## JAYBEAM ANTENNAS

10.15 & 20 metre	Antennas	
TB3	HF 3 element Triband Beam	181.70
VR3	HF Vertical Triband Dipole	46.00
4 metre Antennas		
4Y/4M	4 element folded dipole yagi with 1 1/2" boom	22.42
PMH2/4M	2 way phasing harness for two 4m yagis	13.22
2 metre Antennas		
DC1/WSB	Wide band discone (100 470 MHz)	41.40
LR1/2M	4.3dB Omnidirectional vertical gain colinear	25.87
LR2/2M	2.8dB Omnidirectional vertical gain colinear	21.85
C5/2M	5dB glass fibre colinear, omnidirectional	47.72
5Y/2M	5 element folded dipole yagi with 1" boom	12.07
8Y/2M	8 element folded dipole yagi with 1" boom	15.52
10Y/2M	10 element folded dipole yagi	33.35
PBM10/2M	10 element Parabeam with 1 1/2" boom	39.67
PBM14/2M	14 element Parabeam with 1 1/2" boom	48.30
5X/2M	Crossed 5 element yagi with 1 1/2" boom	24.72
8X/2M	Crossed 8 element yagi with 1 1/2" boom	31.05
10X/2M	Crossed 10 element yagi with 1 1/2" boom	40.82
X5/2M/12/70cm	Dual band crossed yagi	41.40
PMH/2C	2 way phasing harness (circular)	8.05
Q4/2M	4 element quad yagi	25.87
Q8/2M	8 element quad yagi	33.92
Q8/2M	8 element quad yagi	39.10
D5/2M	Double 5 slot fed yagi with 1" boom	21.85
D8/2M	Double 8 slot fed yagi with 1" boom	29.32
SVMK/2M	Mounting kit for vertical polarisation for 2 slot fed yagis	8.05
UGP/2M	Unpole and ground plane	10.92
HU/2M	Mobile 'hale' head only	5.17
HM/2M	Mobile 'hale' with 24" mast	5.75
PMH2/2M	2 way phasing harness for two 2m aerials	10.92
PMH4/2M	4 way phasing harness for four 2m aerials	25.30
70cm Antennas		
CB/70cm	8dB glass fibre colinear, omnidirectional	54.05
DB/70cm	Double 8 slot fed yagi with 1 1/2" booms	22.54
PBM18/70cm	18 element Parabeam yagi with 1 1/2" boom	27.60
PBM24/70cm	24 element Parabeam long yagi	36.80
MBM24/70cm	24 element Multibeam yagi for rear mounting	18.40
MBM48/70cm	48 element Multibeam yagi	31.05
MBM88/70cm	88 element Multibeam yagi	42.55
8X/70cm	Crossed 8 element yagi, phasing harness 'N' connectors	36.80
12X/70cm	Crossed 12 element yagi, phasing harness 'N' connectors	46.00
23cm Antennas		
CR/23cm	Cornet reflector array	35.07
D15/1296	Double 15 slot fed yagi, 'N' connector	36.80
PMH2/23cm	2 way phasing harness for two 23cm antennas	27.80

## ALL ACCESSORIES AVAILABLE

### SWR & POWER METERS ETC.

SWR15	Single meter SWR/S 3.5-150 Mhz	9.25
SWR25	Twin meter SWR/Power 3.5-150 Mhz	12.00
SWR150	Twin meter 3.5-150 Mhz Large bulb dials	15.81
SWRSC155	ATU + SWR to 30 Mhz	17.94
UW74	Single meter SWR/Power HF 2m/70cm	15.39
T-435	Twin meter 144/432 Mhz SWR/Power/Swr/20w/120W	34.44
SWRVV	2 metre only	29.95
	2 metre and 70cm	45.00
	2 metre and 70cm	36.80
TAL 172	150 172 Mhz max/mic/commercial	40.19
SWR 200B	Twin meter SWR/Power 3.5-150 Mhz power range 200/2kw at 3.5-30 Mhz 2.30/200w at 144 Mhz	18.40
SWR 300	Twin meter SWR/Power 3.5-30 Mhz, covers 2mtr and 70cm with SPC 28 and SPC 07A 20/200/2kw	45.94
SPC 28	Add on adaptor for 144 Mhz 20/200 watts	
SPC 07A	Add	

## MORSE TUTOR

The uniquely effective method of improving and maintaining Morse Code proficiency. Effectiveness proven by thousands of users world-wide.

- ★ Practise anywhere, anytime at your convenience.
- ★ Generates a random stream of perfect Morse in five character groups.
- ★ D70's unique "DELAY" control allows you to learn each character with its correct high speed sound. Start with a long delay between each character and as you improve reduce the delay. The speed within each character always remains as set on the independent "SPEED" control.
- ★ Features: long life battery operation, compact size, built-in loudspeaker plus personal earpiece.



Price **£49.45**

## ACTIVE RECEIVING ANTENNAS

Datong active antennas are ideal for modern broadband communications receivers - especially where space is limited.

- ★ highly sensitive (comparable to full-size dipoles).
- ★ Broadband coverage (below 200 kHz to over 30 MHz).
- ★ needs no tuning, matching or other adjustments.
- ★ two versions AD270 for indoor, mounting or AD370 (illustrated) for outdoor use.
- ★ very compact, only 3 metres overall length.
- ★ professional performance standards.

Prices: Model AD270 (indoor use only) **£42.55**  
Model AD370 (for outdoor use) **£56.35**  
Both prices include mains power unit.



## VERY LOW FREQUENCY CONVERTER

If your communications receiver gives poor results below 500 kHz Model VLF is the answer.

- ★ Connects between antenna and receiver input.
- ★ Converts signals between DC and 500 kHz to the range 28 to 28.5 MHz with low noise and high sensitivity.
- ★ Crystal controlled for high stability.
- ★ Quality construction in diecast aluminium box (size 112 x 62 x 31mm), SO239 connectors, LED indicator, in/out switch.
- ★ Operates from internal 9 volt battery or external supply (5-15 volts DC).

Price: only **£25.30**

Our full catalogue plus further details of any product are available free on request.  
All prices include VAT and postage and packing.


**DATONG ELECTRONICS LIMITED**

Spence Mills, Mill Lane,  
Bramley, Leeds LS13 3HE  
England.  
Tel: (0532) 552461

**Catronics**

**YOUR ONE-STOP SHOPPING CENTRE**  
for Complete Equipment from  
**TRIO, PHILIPS, etc.**

& Accessories from Jaybeam, Microwave Modules etc.



**THINK JAYBEAM—  
THINK CATRONICS**

We generally have the wide range of 'Jaybeam' aerials in stock as follows:

FOR 2m Band:		FOR 70cm Band:	
C5/2M	5dB colinear	08/70cm	Double 8 yagi
5Y/2M	5 ele yagi	PBM18/70cm	18 ele Parabeam
8Y/2M	8 ele yagi	MBM48/70cm	48 ele Parabeam
10Y/2M	10 ele long yagi	MBM88/70cm	88 ele Multibeam
PBM 10/2M	10 ele Parabeam	12XY/70cm	Cross 12 ele yagi
PBM 14/2M	14 ele Parabeam	8XY/70cm	Cross 8 ele yagi
5XY/2M	Cross 5 ele yagi	C8/70cm	8dB colinear
8XY/2M	Cross 8 ele yagi	X6/2M/X12/70cm	Dual Band
10XY/2M	Cross 10 ele yagi		<b>£41.35</b>
Q4/2M	4 ele quad yagi	<b>PHASING HARNESES:</b>	
Q6/2M	6 ele quad yagi	PMH-2C	2m circular
D5/2M	Double 5 yagi	PMH2/2M	2m stacking
D8/2M	Double 8 yagi	PMH2/70	70cms stacking
UGP/2M	Unipole		<b>£9.20</b>
HO/2M	Mobile 'halo'	<b>MASTS, ROTATORS, etc.</b>	
HM/2M	'Halo' - 24" mast	SPM	16' portable mast
TAS	1/2 wave whip	PME	4' extension
X6/2M/X12/70cm	Dual Band	9502	Rotator
LR1/2M	4JdB vertical	KR400	Heavy Duty Rotator
			<b>£105.80</b>

ALL PRICES INCLUDE VAT, but please ADD CARRIAGE as follows: Harnesses, halos, and UGPs - £1.50. Other aerials and masts - U.K. mainland, £4.50.  
Mail Order: normally dealt with same day.

Pay by Barclaycard, Trustcard, Visacard, Access, Eurocard, Master Charge, etc.; cash, cheque, H.P. or Catronics new Credit Card.

**Catronics LTD.** COMMUNICATIONS HOUSE,  
(Dept. 281) 20 WALLINGTON SQUARE,  
WALLINGTON, SURREY, SM6 8RG.  
Tel. 01-669 6700 (9 a.m. to 5.30 p.m. Sat 12.45) Closed lunch 12.45-1.45.

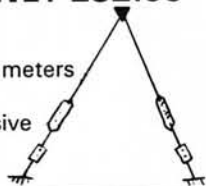
## M&B RADIO

### INVERTED VEE DIPOLES

ONLY **£32.00**

MULTIBAND 10-11-15-20-40-80 meters

- 2kW Handling Power
- Heavy Duty Stranded Non-corrosive & Plastic Coated
- Total Length 26 meters



### RADIATION DETECTOR

ONLY **£2.70**

COMPLETE WITH INFORMATION

- Metal Cased
- Quartz Fibre Type
- Contains 3 Lenses
- Only the Size of a Pen

DETECT RADIATIONS BEFORE IT IS TOO LATE




RACAL RA17L Communication Receiver 500kc/s-30MHz	<b>£125</b>
RACAL RA17 Communication Receiver 500kc/s-30MHz	<b>£100</b>
GEC BRT402K Communication Receiver 150kc/s-30MHz	<b>£75</b>
EDDYSTONE 880 Receivers 100kc/s-31MHz	from <b>£155</b>

BOSCH 2.5kV 40uF Capacitors **£8.00** VAT p&p extra.

VAT & P&P EXTRA UNLESS STATED

**M&B RADIO** 86 BISHOPSGATE STREET  
LEEDS LS1 4BB  
TEL (0532) 35649



THE FAMOUS TS788DX FROM SOMMERKAMP. AM, FM, USB, LSB, CW, 100 watts/10 watts scans in 100kHz, 10kHz, 1kHz, 100Hz. Runs direct from your car battery or FP12. P.O.A.



THE LATEST SOMMERKAMP - FRG 7700 COMMUNICATION RECEIVER. 150kHz-30MHz multimode, digital frequency readout, 12 programmable memories, variable bandwidth, built-in clock/timer. Price **£399.00**.

FT207 SYNTHESIZED 2 METRE TRANSCIEVER. 144-148MHz in 12 1/2kHz steps, 4 memories. Inc. case and nicad charger special at **£169.00** inc. VAT.

BEARCAT 220FB RECEIVER **£239.00**.

NEW. FT208 2 meter handheld including battery charger, nicads, case aerial. **£219.00**.

NEW. FT708. 70cm version of above. **£219.00**.

FT480R MULTIMODE MOBILE BASE **£359.00** inc. VAT.

NEW - FT780R 70cms MULTIMODE **£399.00** inc. VAT.

FT290 - BRAND NEW FROM SOMMERKAMP

the all-mode 2m portable FT-290. So many features ● 10 memories ● Memory scan ● 2 VFOs ● Band scan ● Clarifier ● FM/LSB/USB/CW ● LCD readout ● Real S-meter ● Priority channel ● 2.5W out.

Our price **£249.00** inc. CHARGER

NEW - H.F. FT277D Mk III

SOMMERKAMP H.F. RIGS. FT277D (=FT101 with extras) AM version P.O.A. FM version P.O.A. FT307 (=FT107Z with extras) P.O.A. FT767 (=FT707 with extras) P.O.A.

PART EXCHANGE your old gear and get a good deal. ROTATORS, ANTENNAS, GENUINE SOMMERKAMP SWR BRIDGES AND 12VOLT POWER SUPPLIES.

All prices include VAT. Barclaycard and Access welcome. H.P. terms available. Prices may change without notice. S.A.E. for details. DONT FORGET. As your Sommerkamp importer we have full service back & facilities.

**GEMINI COMMUNICATIONS**

**YOUR SOMMERKAMP IMPORTER.**

(LEGAL CB NOW IN STOCK)

1, Railway Road, Blackburn, Lancs. Telephone: 51842.  
(Telephone Evenings: Bolton 592929 G4GHE).



An interesting project for a DX club meeting would be to play a few recordings of DX signals and then ask the audience to write down the SINPO rating of each. I'd like to hear from anyone who tries it. In the meantime though I'll stick to SIO though I do feel a little uneasy when I think of the suggestion made over *DX Digest* some time ago that an SI code would do instead! Incidentally RCI's *DX Digest* has been renamed *Short Wave Listeners Digest*, an indication perhaps of changing times on the short wave bands.

## Receiver Shopping List

"Can you recommend a short wave receiver?" is a question often asked by readers who do not realise that there isn't a simple answer to this apparently simple question. What is suitable depends on what you want to use it for, how much you are prepared to spend, whether you want a portable, the type of antenna available and so on.

Receivers currently in use range in price from about £30 to £900. The lowest priced will, with their own antenna, pull in major broadcasters from all over the world, but if you want to listen to the weaker ones or to DX, then you will need something better. Do you want to listen to amateurs, if so you will want to receive s.s.b. which is a facility usually found on communications receivers but seldom on other types. Can you put up an outside antenna? You might be better off with a portable if you can't. There is also personal choice—you have to like a receiver to derive any pleasure from it.

The *Receiver Shopping List* has been produced by Radio Netherlands in response to requests from listeners for information about receiver types. The list is in price order. Receivers are divided into four categories and there is a section giving general hints to guide readers into

making a suitable choice. In reply to reader **Colin Gillibrant**, I suggest you obtain a copy of this list which is available free of charge from Media Network, Radio Netherlands, PO Box 222, Hilversum, Holland.

## Radio Free Grenada

The London Office of the High Commissioner for Grenada has written to explain the QSL policy of Radio Free Grenada (RFG). Correspondence of a technical nature is appreciated by the station "for how else can RFG ascertain the quality of its reception world-wide?" The letter goes on to say that the station is short-staffed and along with other government departments operates on a very limited budget which has led to a "less than speedy response to correspondence, which should have by now been rectified."

Many thanks to the High Commission for providing this information and it is gratifying to learn that there is at least one broadcaster who is interested in DXers. RFG is currently on 15.10MHz, its address being PO Box 34, Morne Rouge, St George's, Grenada, and it would seem to be a good idea to enclose at least one IRC with the reception report.

## Readers' Letters

Twelve-year-old **Peter Manson** of Glasgow has a Grundig Melody Boy which pulled in Radio Algiers on 9.151MHz and Brazil on 17.81MHz. He joined the World DX Club (WDXC) seven months ago which "helped me no end with everything about DXing." **Mike Barraclough** has sent me a copy of the September issue of *Contact* which is the monthly bulletin of the WDXC and is packed with information on all aspects of DXing. Mike referred to the mid-monthly



**Martin Whittington's exotic QSL card from Hawaii**

*Express News Service* which has 16 pages of up-to-date DX news and station schedules and is available for an additional subscription. A sample copy of *Contact* can be had for 40p or three IRCs from 17 Motspur Drive, Northampton, NN2 6LY.

## Broadcasts Heard

An FRG-7 with 60 metre-long wire, Codar RQ10 Q Multiplier and Datong Audio Filter are in use at Letchworth by Mike Barraclough who reports hearing Mauritius on 4.855MHz at 1640, Cayenne in French Guyana on 6.17MHz between 2330 and 0100 sign-off, AWR Sri Lanka on 9.72MHz on Sundays between 1500 and 1530, Radio Singapore on 5.052MHz in English at 1530 (sign-off at 1630). **Martin Whittington** (Dartford) used a Sony ICF 5900 with internal antenna to pick up Alma Ata in Kazakhstan USSR on 9.78MHz at 2300 and KTWR Trans World Radio in Guam on 15.13MHz at 2130. Martin also received a QSL card from WVVAH in Hawaii which is a time signal station operating on both 10MHz and 15MHz with a power of 10kW. The address taken from the QSL is: Radio Station WVVAH, PO Box 417, Kekaha, Hawaii 96752.

## VHF Bands

by Ron Ham BRS15744

Reports to: Ron Ham BRS15744  
Faraday, Greyfriars, Storrington,  
Sussex RH20 4HE.

When conditions are about average and there is little DX to shout about, do not give up, because, as records show, an unexpected solar event can suddenly liven things up. This is why the first item in this column is usually devoted to the sun and the second to the 10m band and the signals from the propagation beacons.

From observations with his reflecting telescope in Bristol, **Ted Waring** counted 33 sunspots on September 22, 29 on the 30th and 40 on October 2nd and 13th, and **Cmdr Henry Hatfield**, Sevenoaks and I recorded several individual bursts of solar radio noise between October 9 and 17 and noise storms on days 9, 12, 13, 14, 15 and 18, at 136 and 143MHz

respectively. During the morning of the 13th, Henry located 8 sunspot groups with his spectroheliograph and noted that one group looked active and contained 3 large spots and about 20 small ones. Also on the 13th, **Phil Hodson** G8RBY, Melton Mowbray, received a warning from **Charlie Newton** G2FKZ, the RSGB auroral coordinator, that a major proton burst had occurred on the sun and in turn, Phil telephoned a list of interested observers. During the life of the solar storm, Henry noted that the MSF beacon on 60kHz, which he monitors daily, took on a rough tone and Phil said that a weak aurora, lasting about 45 minutes, manifested during the late evening of October 14. Between 1332 and 1350 on the 13th the normally consistent MSF signal jumped up in strength, having dropped down at 1256 for about 20 minutes.

## The 10m Band

Among those enjoying the DX on 10m is **Harold Brodribb**, St Leonards-on-Sea, whose log shows signals from Bahrain,

Indonesia and the USSR on September 20, many from Canada and the USA on the 28th, several from the USA amid a high noise level on October 4, Canada and the USSR on the 5th and strong signals from the USSR on the 9th. Harold also listens to the harmonics on 10m from the lower frequency broadcast stations and often hears Alma Ata around 29.80MHz which he positively identified last year. "October 5 was an especially good day with utilities heard up to 41MHz" writes Harold, who often spends time hunting through the *World Radio TV Handbook* looking for the origin of the harmonics. Apart from a few short periods of blackout, due to solar activity, between October 8 and 14, the band was generally good and although I received signals from JA, VE, VK and W on most days between September 22 and October 18, I only heard ZLs on September 30 and October 1 and 6 and the New Zealand beacon ZL2MHF on September 23, 24 and 30. **Barry Ainsworth** G4GPW, Lancing, noted that 10m was dead during the morning of October 8

and said that 20m dropped out during the previous evening. I noticed pronounced echoes on signals from France on September 24, UK on the 30th and especially DJs and a QSO between the scout station GB2CLD and VK6DT on October 18. In fact it sounded as though both these stations were in a box.

## 10m Beacons

**Arthur Swatton**, Westcliff-on-Sea, listens on the 10m beacon frequencies for about 30 minutes during the morning and afternoon using a valved converter into an early domestic receiver and a Windom antenna cut to 28MHz. During the 27-day period between September 22 and October 18, I received signals from the International Beacon Project stations, at varying strengths, in Australia VK2WI on 17 days and VK5WI on 5 days, Bermuda VP9BA on 15 days, Caracas YV5AYV on 11 days, Cyprus 5B4CY on 18 days and Germany DL0IGI on 19 days.

**Gerald Clothier** RS31665, Bristol using a FRG-7 and a long wire antenna for 28MHz, has heard the Hong Kong beacon, VS6HK 28-290MHz, once and I heard it for the first time at 1332 on October 13 and again around 0900 on the 18th. "September was a good month for ZS signals" writes Ted Waring from Bristol who logged the South African beacons ZS6DN on 23 days and ZS6PW on 15 days. Ted's previous best month for ZS signals was May and says "It's interesting that May and September were the peak months for ZS here in 1980". A good observation Ted, these are the sort of points that are brought out by consistent observations. While I heard signals from the Hungarian beacon, HG2BHA at 1330 on September 22, Henry Hatfield, also using an FRG-7 and a long wire antenna, received it on the 20th and 22nd. It was heard too by Gerald on October 5 and Arthur on the 10th.

Between September 20 and October 14, Henry received signals almost daily from DL0IGI, VP9BA, YV5AYV and 5B4CY. Arthur also received these between October 5 and 10 and they both heard the Canadian beacon VE2TEN. Between September 15 and October 14, Ted logged VE2TEN on 17 days, VP9BA on 22 days and YV5AYV on 19 days. Henry, Ted and I noted that the Bahrain beacon, A9XC, came up again on October 8 having been off the air or not audible in the UK for several weeks. Phil Hodson and Henry commented about the foul tone on 5B4CY which developed, according to my log, on October 15. I see from Gerald's log that he received signals from ZE2VV on September 24 and October 3 and 5.

## The 6m Band

"I am very interested in 6m DX and during September I went on holiday, about 2000km north of Broome, in the north west of VK6 to work JAs" writes **Graham Rogers** VK6RO, from Bunbury, Western Australia. On this occasion,

Graham used a FT-680R (6m version of 480R) with 10W s.s.b., 1W f.m., 3W a.m., or 10W or 1W c.w. and a homebrew 1/4 wave antenna on the car roof. Between September 3 and 15, Graham worked a total of 434 JAs, 233 on s.s.b., 89 on a.m., 65 on f.m. and 47 on the key. Between 0830 and 1000 on the 5th, he heard the beacon VK8VF at 539, "unusual for this time of the year" said Graham, and on the 6th he heard Malayan TV sound on 53.75MHz, for about 3 hours. At 0310 on the 9th, he received a 519 signal from the Japanese beacon JA2IGY on 50.008MHz and very strong f.m. broadcast, possibly Chinese on 50.642MHz. Since October 1979, Graham has worked 754 JAs on 6m from his mobile plus KG6DX and HL2JD. A fascinating report Graham and I will look forward to hearing more about your exploits.

## RTTY

In answer to many questions, it really is simple to use a microprocessor RTTY-to-TV converter, in the loudspeaker circuit of a communications receiver, to resolve teleprinter signals and give no end of pleasure to the short wave listener. Although RTTY signals can be heard on most amateur bands, I find 14.090MHz is consistent and most rewarding. For instance, between September 22 and October 18, I copied 122 stations spread over 19 countries, DF, EA, F, G, HB9, I, LZ, OE, OH, OK, SM, SV, UA, VE, VK, W, YU, YV and 3A. Of these 116 were on 20m and the other 6 were on 15m and 10m received during the CARTG contest on October 17 and 18, when the h.f. RTTY slots were packed with action and I wished I had more time to tune around. Although the majority of the signals I copied were one sided or CQ calls, I did copy two-way QSOs between EA7CLH and YU7BCD around 1330 on September 22, EA7CFW and DF2ME at 1350 on October 1, DA2KT and DJ7CO at 1334 and DF6UD and I7OGB at 1851 on the 5th, UA3HR and VK5XO at 0825 on the 11th, and during the contest, K8ND and SM4AIQ, K8ND and 3A2EE, DK0OW and ON7AZ, GB2ES and HB9JV and DK0ED and HB9LP. The event was full of interest and in a mere 12 minutes from about 0820 on the 17th, I logged 12 stations in 7 countries



**Fig. 1: Ralph Barrett with his WS-18 with Peter Penfold winding the generator**

ranging from Europe through Scandinavia to the USA.

Another RTTY enthusiast is **Jim Dunnett**, Prestatyn, who uses two communications receivers, AR88D and SRX-30, with separate RTTY terminal units, one the BARTG ST-5 and the other is digital with facilities for putting traffic on to magnetic tape. Jim's h.f. antennas are two long wires feeding the sets via a.t.u.s, and for 2m he has a vertical two-element beam in the loft and an early PW design converter. Looking through Jim's log I counted 4 countries on 80m, 13 on 20m, 10 on 15m, 1 on 10m and 2 on 2m. I am always pleased to hear the news and views from RTTY enthusiasts.

## Tropospheric

There is little wonder that v.h.f. conditions were generally poor between September 21 and October 18 when we consider that the atmospheric pressure, measured at my QTH at midday on the 21st was 29.5in (998mb) and apart from a few hours at 30.1in (1019mb) on October 7 and 16, it remained below 30.0in (1015mb) until October 18, with real lows of 29.3in (992mb) on September 26 and 29.

## Band II

Although **Simon Hamer** feels that v.h.f. DXing "came down with a bump" after an enjoyable sporadic-E season, his log for Band II, despite the poor tropospheric conditions, looks to me as good as ever. He received programmes from TDF France, Brest, Caen and Lille, on September 20, 24 and October 3, 4 and 11. BRT Belgium on the 24th and October 3, and bursts of signal from SDF-1 W. Germany, between 1122 and 1222 on the 4th. At the same time short bursts of signal from the French station at Rouen blocked out Simon's reception of BBC Radio Derby. On October 13 and 14, **Nick Brown**, Rugby, heard the IBA test transmissions from the new ILR station Chiltern Radio due to serve Beds, Bucks and Herts on 97.5MHz.

## News Items

Can anyone help **James Bennett**, 10 Glendevon Rd, Huyton, L36 0XL, with a circuit or operational information on the ex-Govt receiver type 1359 which covers 130 to 520MHz. James is an instructor with the Sea Cadet Corps and would also like circuits using Nixie tubes for clocks and counters, etc., to aid his instructions.

**N. Beadsworth**, Londonderry, asked about BRS numbers for station identification. These are allocated to non-licensed members of the Radio Society of Great Britain and application forms for membership are available from RSGB, 35 Doughty St, London WC1N 2AE.

"Hams here in Bergen are beaming west nearly every day" writes **Arild Garmanlund** LA8WAA, from Norway,

*Practical Wireless, January 1982*

who uses a FT-480R and a 10-element Yagi on 2m. On August 29 he worked GM4LBE in the Shetlands and on the 30th he worked about 30 stations, some direct and others through the repeaters in Aberdeen GB3GN R7, Elgin GB3SS R0 and the Faeroes.

Among the visitors to the Chalk Pits Museum, Amberley, Sussex, on October 4 were our readers, **Andrew and Russel Tyler** from Horsham, and while Andrew uses a Lowe SRX-30 communications receiver with a long wire antenna on 21 and 28MHz and is studying for the RAE and Morse, Russel is a collector of early 1950s broadcast sets and enjoys hunting through boxes of junk.

Congratulations to my fellow Mid-Sussex Amateur Radio Club member, Tony Bailey G3WPO, who was awarded the Ostermeyer Trophy by the RSGB for his article, *The RX80 MK2* featured in several issues of the Society's journal, *Radio Communication*. Tony, first licensed in 1967 and a founder member of AMSAT UK, has always been a keen home constructor and one of his early designs was a frequency counter used as a club project followed by a 2m scanning transceiver nick-named the "WOPO BOX" by club members, a hand-held and then the RX80 h.f. receiver. Tony's dedication to amateur radio was

honoured a few years ago when he became an honorary life member of the Mid-Sussex club.

Readers wishing to join 10-UK, an organisation for promoting the use of 10m, should contact J. Harris G3LWM, The Oaks, Cricketfield Lane, Bishop's Stortford, Herts with a membership fee of £3.50.

Among my regular contributors to join in the special "Wireless Day" at the Chalk Pits Museum on September 27 were Simon Hamer who travelled from Mid-Wales, the Brownlow family who operated two stations, Alan Baker G4GNX, with his home-brew electronic keyer, Ralph Barrett with his wartime transmitters, Fig. 1, Stan Williams G3LQI operating h.f. c.w. from his car, Ron Allen and Ern Downer with their microwave gear and Ken Smith and Peter Penfold who acted as stewards. My thanks to them and to the members of Chichester ARC who ran the "junk" sale, Crawley ARC for their direction-finding exhibit, the Medway ARTS contest group with their exhibition station, members of Sussex Raynet, British Telecomms radio interference vehicle, the Home Office for their display of official radio equipment, members of the British Vintage Wireless Society, Mike Tatham G3RSY for his display of QSL cards and RSGB council

member Robin Bellerby G3ZYE, who all helped to make the day a great success.

Although Gerry Brownlow, G3WMU/P found the h.f. bands quiet on October 11, while operating his station at the Chalk Pits grand open day, he was visited by Brian Jackson G3NZM, licensed around 1960, Ed Dennett G8XJY from Petersfield, Hants, who is a member of the UKFM (Southern) Group and old-timer Ken Salmon G2AKM, first licensed in 1939, who has always operated on the key with 15 watts from a home-brew rig, a "best bent wire" antenna and an HRO communications receiver. Among the exhibitors was Gerry Kennedy, G3OGK/VP8LZ with his collection of vintage sparking plugs, a working 1929 Bradford stationary engine which he fully restored and a 1940 JAP engine, running very sweetly having been fully restored by his 11-year-old daughter, Dorli. Incidentally, can anyone help Gerry, QTHR, with a Champion spark plug made about 1910 with a tap on the side.

During the day I met father and son, Les and Jeremy Miller from Smallfield, Nr Horley, Sussex, who told me that they were taking an RAE course and that the *Passport to Amateur Radio* series in *PW* had proved most helpful, good luck lads and let me know your callsigns when you get them.



Although the 1981 sporadic-E season has finished and the openings during the next few months will be mainly tropospheric and confined to Bands III and V, it is still worth an early morning check on Chs. E2 and R1 for television DX coming via the F2 region of the ionosphere. Such pictures are smeary and not easy to identify, but your vigilance and consequential reports on any distinguishing features will, as usual, be much appreciated.

## Amateur TV

Despite the poor weather conditions prior to September 27, Wireless Day at the Chalk Pits Museum, Amberley, Sussex, was, apart from one short shower, predominantly sunny and a good time was had by all concerned. One of the highly successful exhibits was that of the Worthing Amateur Television Group, G3UEQ, G4JEI, G6AIW and G8s KOE, VEH, WXS, XEU, XRX and ZWM, who established a base station in a tent, with several receivers running. Some members of the group wandered around the museum's 36 acres with "back pack" transmitter, camera and recording equipment, interviewing people and in general televising the whole show. They even took their gear for a ride on top of the museum's open-top bus, and their efforts added a great deal of humour to the day.

Both the Chairman, Mike Rowe G8JVE, and Secretary, Sid Talbot G8FCX, of the Chichester Amateur Radio Club are now operational with ATV equipment and are working in conjunction with the Worthing Group. Mike uses a Pye Lynx camera, and a Trio 2300 feeding a Microwave Modules Transverter giving about 6 watts on 70cm to a MBM48 antenna at 8m a.g.l., while Sid uses a Philips camera and a Microwave Modules Transverter, fed from a home-brew 2m transmitter, into a crossed-12 Yagi.

Mike and Sid use similar home-brew converters in front of a domestic TV set for receiving the ATV signals.

"There is a great interest in ATV in the Chichester club" Mike told me, and I am not surprised because this is yet another field which is still wide open for the amateur radio experimenter. I would be pleased to hear from any other clubs or individuals who are active in this field.

## Mystery Signal


During the 1981 sporadic-E season, **Fraser Lees**, Ringmer, Sussex, received a test card in Band I, Fig. 1, which he cannot identify, and asks if any of my readers can help.

## Sporadic-E

At 1100 on September 14, **Harold Brodribb**, St Leonards-on-Sea, Sussex, received weak pictures from Norway on Ch. E2 48.25MHz. On September 22, **Nick Brown**, Rugby, received the RAI-1 test card from Italy on Ch. 1A 53.75MHz and pictures in the late afternoon of the 23rd from TVE Spain on

Chs. E2, E3 55.25MHz and E4 62.25MHz. "The E2 signal came from the TVE-2 transmitter at Santiago and the E3 from Gamonitiero," writes Nick, who also noted the RTP-1 pattern from Portugal, floating over the Spanish signal on E3. Between 1055 and 1132 on October 5, Nick received the circular test pattern from TSS, Russia on Ch. R1, and an unidentifiable station transmitting colour bars on Ch. R2 59.25MHz. "Any ideas?" says Nick.

I received long bursts of test card from Austria, Czechoslovakia and Poland at 1350 on September 23, Poland at 0900 on the 25th, Austria, Czechoslovakia and the USSR at 0905 on October 2, Switzerland at 1335 on the 6th, Poland's clock at 0900 on the 10th and Poland at 1310 on the 12th and 0800 on the 17th. A final showing of my Ch. R1 videotape covering the sporadic-E events in early September revealed a language



**Fig. 1: The mystery test-card pattern from Fraser Lees**



Fig. 2: Russian language programme received by the author on Ch. R1



Fig. 3: Russian language programme received by the author on Ch. R1



Fig. 4: Part of a puppet programme received by the author on Ch. R1

programme, Figs. 2 and 3, a programme about puppets, Figs. 4 and 5 and an eye-catching YL announcer, Fig. 6. I cannot positively identify the countries from whence these pictures came, so any help you can give will enhance the records.

## F2

I saw the first sign of the winter TV DX via the F2 region of the ionosphere at 1340 on October 15, again at 1245 on the 16th and at 0835 on the 17th and 18th. At first I heard the television synchronising pulses come up on Ch. R1 followed by the usual mixture of strong, smeary unidentifiable pictures which were still there when I checked again at 1400 on the 17th. Early on the 18th, in addition to the pictures, I could hear music on the Ch. R1 sound frequency 56.25MHz which is another good DX spot to keep a watch on.



Fig. 5: Part of a puppet programme received by the author on Ch. R1



Fig. 6: Announcer received on Ch. R1 by the author in September

*Long distance radio and TV reception in Shetland.* Ian has given the lay reader an insight into the enjoyment that we all get from DXTV and made the point that even with simplified equipment, long-distance reception requires that dedication to search the bands daily.

In Norway, *Arild Garmannslund* uses a 14in Panasonic receiver and a 2-element beam on Band I, and during the 1981 sporadic-E season he received pic-

tures from Germany and Holland. On July 22, Arild logged both sound and pictures for nearly 12 hours from Radiotelevision Beograd.

From Wales comes a good tip from DXer, Simon Hamer, who suggests that the *Heute Direkt* programme on BBC2 should be ideal for seeing news captions, YL announcers and other identifying points from German-speaking TV stations.

## Way up North

Congratulations to **Ian Anderson**, Lerwick, on his article and pictures in the September issue of *Shetland Life* entitled

## AIR TEST


▶▶▶ continued from page 59

The above is an extract from the written advice given by the Home Office to all amateur licensees, but how many amateurs could demonstrate at very little notice that they could meet these requirements?

If you run a crystal controlled rig on 2 metres then the Drae VHF Wavemeter will meet the basic conditions of enabling you to check up to and above the third harmonic.

The instrument is housed in a small plastics box with the meter, range switch and tuning knob all mounted on the front panel. The unit is powered by a PP3 dry battery which can only be replaced by removing the front panel.

According to the information supplied by the manufacturers the wavemeter uses p.c.b. coils to give the desired stability and hyper-abrupt varicap diodes to pick out the desired frequency. A Schottky diode detector rectifies the signal to drive the meter



and it is claimed that it will work efficiently at frequencies up to 450MHz.

Operation proved to be simple but the tuning scale is a little vague. However the instruction leaflet supplied with the instrument explains how to use it and interpret the results obtained.

The Drae VHF Wavemeter is well made, inexpensive and should prove very useful for the 2 metre fanatic. But when—oh when will the 70cm operator get a similar instrument at a reasonable price? What about it Dav-trend?

Dick Ganderton

Our thanks to **Davtrend Ltd., 89 Kimbolton Road, Portsmouth, Hants., PO3 6DA. Tel: 0705 816237** for the loan of the review instrument. The Wavemeter costs £24.95 and is available direct from the makers or selected retailers.

G4JDT  
HARVEY

# EAST LONDON HAM STORE

G8NKV  
DAVE

## H. LEXTON LIMITED

191 FRANCIS ROAD LEYTON E.10  
TEL 01-558 0854 TELEX 8953609 LEXTON G

RADIO & ELECTRONIC ENGINEERS

ENGINEERS ALWAYS AVAILABLE ON THE PREMISES

MAIN (UK) SERVICE CONTRACTOR TO HITACHI SALES (UK) LTD

### EXCLUSIVE TO US IN THE UK. 1kW input 600W ssb 350FM 2MTR LINEAR!!

BUILT-IN POWER SUPPLY, ELECTRONIC WARM UP, VARIABLE INPUT ATTENUATOR. ADAPTS EXCITERS FROM 2W-25W. RADIAL BLOWER. LED's FOR READY, TX, OVERLOAD, PTT & RF VOX with VARIABLE DELAY CHOICE OF EIMAC TUBES. 4x150A OR 4Cx250B OR 4Cx250R. ELECTRONIC PLATE CURRENT FUSE - NO THERMAL DAMAGE OF P.A. TUBE POSSIBLE. SIZE: H.88mm, W.318mm, D.375mm. FROM £300.00

D 70C	70cms. 10W in - 200W out	£489	All these linears have adjustable inputs and outputs and they are all fully protected. ALSO AVAILABLE:- 18db Gasfet masthead preamplifier which suits the output of these linears and which is also powered by them via the antenna co-ax.
D 200S	2mtr. 1kW p.e.p. ssb. (650 FM)	£599	
D 200	2mtr. 500W p.e.p. ssb. (400 FM)	£475	
D 200C	2mtr. 350W p.e.p. ssb. (150 FM)	£300	



**ICOM PORTABLES**

IC2E FM 2m £169.00  
IC202 SSB £169.00  
IC402 70cm £242.00

All accessories available - see below  
AVAILABLE SOON  
IC 4E 70CM

**ICOM MULTIMODES**



IC251 2m £495.00  
IC451 70cm £475.00  
IC290 2m £366.00

**ICOM FM MOBILES**



IC24G £165.00  
IC25E £259.00

**ICOM HF TRANSCEIVERS**

IC730 200W £586.00  
IC2KL 500W linear £839.00  
IC2KLPS Power supply £211.00

**ICOM 720A G/C**



GENERAL COVERAGE TX ALL BANDS

IC720A 200W £883.00  
PS15 Power Supply £99.00  
PS20 P/S with speaker £130.00  
IC730 200W HF £586.00

MANY ACCESSORIES FOR ABOVE AVAILABLE

**JAYBEAM ANTENNAS**

8Y/2M 8 ELE YAGI £15.50  
10Y/2M 10 ELE YAGI £33.00  
PBM 10/2M 10 ELEMENT PARABEAM £39.00  
8XY/2M 8 ELE X YAGI £31.00  
X6/2M/X12/70CM DUAL BAND CROSSED £41.40  
MANY OTHERS IN STOCK

**ICOM ACCESSORIES**

BP5 IIV Pack £30.50  
BP4 Empty case for 6XAA £5.80  
BP3 STA Noard Pk £15.50  
BP2 6V Pack £22.00  
BC30 Base charger £39.00  
DC1 12V adaptor £8.40  
WM9 Mic speaker £12.00  
CP1 Mobile Charging load £3.20  
LC1/2/3 cases £3.50  
ICML1 10W Mobile booster for 2E £49.00  
BC30 Base charger £39.00  
MML1 10W Booster £49.00

**YAESU/SOMMERKAMP**

FT1 POA  
FT902DM POA  
FT1012 POA  
FT1012DFM POA  
FT1012DAM POA  
FT707 200W PEP £569.00  
FP707 PSU £125.00  
FL707 ATU £85.00  
FV707DM VFO £203.00  
(FT707 + F1707 + FL707 SPECIAL PRICE POA)  
FT2772D Solo, all extras inc. £753.00  
FT7670X £619.00  
FT902DM Solo £935.00  
FC902 ATU POA  
FV901DM VFO POA  
SP901 Speaker POA  
Y0901P Scope POA  
FTV901 Transverter POA  
FT208 VHF £209.00  
FT708 UHF £219.00

All accessories available  
FT290 Multimode £249.00  
FRG7700 + Opt memory POA

**MICROWAVE MODULES**

MMA 144V 2m Preamp £34.90  
MML 144/25 RF AMP £59.00  
MML 144/40 £77.00  
MML 144/100S New with Preamp £129.95  
MMT 432/144 2-70 Transverter £184.00  
MMT 28/144 10m Transverter £99.00  
MM2000 RTTY Receiver £169.00  
MMI Morse Talker £99.00

MM 4000 RTTY  
SEE IT WORKING AT OUR SHOP  
£269.00 + keyboard.  
Full range stocked.

**STANDARD**

CB800 2 mtr mobile £250.00  
C78700 70cm mobile £270.00  
C78 70cm portable  
C58 2 mtr port. SSB/FM  
CH68 Mounting tray £19.95  
CLR Carry case £6.95  
Battery charger £7.95  
Set Nicads £11.00  
CBP 58 25W linear CBP 78 10W linear  
Due in soon, new standard mobile 2 mtr Multimode.

**ROTATORS ETC**

**DIAWA**

DR7600X £135.00  
DR7600R £144.00  
DR7500R £105.00  
CN620 1-8 150MHz Pwr/swr £52.00  
CN2002 2-5 kW PEP auto ATU £190.00  
KENPRO KR250 £44.85  
KR400RC £90.00  
CHANNEL MASTER 9502 £50.00  
CN2002 1-8 150MHz Pwr/swr £52.00  
CN2002 2-5kW PEP auto ATU £190.00  
CARRIAGE FREE MAINLAND

**SWAN/CUBIC**

102BX 235W + PS5 £800.00  
103BX WARC 235W £1000.00  
PS6 Power Supply £145.00  
150MX Digital SP £561.00  
15002 Linear £406.00  
ST2A ATU TBA  
ST3A ATU TBA  
HF Mobile ant £80.00

**TRIO/KENWOOD**

TS830S HF Transceiver £700.00  
TS130S HF Transceiver £530.00  
TR8400 UHF Mobile £320.00  
TR9500 UHF Multimode £470.00  
TR7800 VHF mobile £268.00  
TR7840 HP FM 2m POA  
TR7730 2m FM TBA  
TR9000 £370.00  
TR2400 Portable £195.00  
PS30 20 1 amp PSU £85.00  
Many Trio/Kenwood accessories available

**CUSHCRAFT AMATEUR ANTENNA**

HF, A3 20/15/10 3 ele beam 8bD £165.00  
ATV3 20, 15, 10 Trapped vertical £38.30  
ATV5 10.15.20.40.80 Trapped vertical £83.69  
2148 14 ele boomer 15-2db £55.77

ARX 2 Ringo Ranger 6dB vertical £28.00  
CS100 Speaker £13.00  
A144-4 ele Yagi £18.25  
A144-7 ele Yagi £22.82  
A144-1 11 ele Yagi £28.94  
ARX2B Ringo Mk11 £33.00  
ARB2K Conversion kit RINGO

FULL RANGE OF JAYBEAM IN STOCK

144 + 10T - Yagi OSCAR  
144 - 20T - Yagi  
For vertical and horizontal Oscar specials

**RECEIVERS ALL ON SPECIAL OFFER**

R1000 Kenwood  
FRG7700 Yaesu  
FRG / / UU Memory  
IC2001 Sony  
Search II 2 metre  
Soundmaster 150Kc - 470MHz Digital display  
SSB/AM/FM etc.  
ALL POA ARE ON SPECIAL  
\* 01-556 1415 \*

CB  
27/82

NOW STOCKING **dnt** 40 channel CB rigs + Handhelds + Base Station, we don't only sell these but we have an in car fitting service if needed and a full service back up. These sets are designed in Germany and built by a German Company.

ALL ACCESSORIES AVAILABLE - PLUGS SKTS CO-AX 2MTR COLINEAR £31.50, 70CM COLINEAR £31.50



PRICES INCLUDE VAT AT THE PRESENT RATE OF 15%  
OPEN MON-FRIDAY 9:00-5:30, SATURDAY 10:00-3:00. INSTANT HP FACILITY AVAILABLE  
EASY ACCESS M2-M11-M1 NORTH CIRCULAR ROAD-EASY PARKING



# Sinclair ZX81 Personal Computer the heart of a system that grows with you.

1980 saw a genuine breakthrough – the Sinclair ZX80, world's first complete personal computer for under £100. Not surprisingly, over 50,000 were sold.

In March 1981, the Sinclair lead increased dramatically. For just £69.95 the Sinclair ZX81 offers even more advanced facilities at an even lower price. Initially, even we were surprised by the demand – over 50,000 in the first 3 months!

Today, the Sinclair ZX81 is the heart of a computer system. You can add 16-times more memory with the ZX RAM pack. The ZX Printer offers an unbeatable combination of performance and price. And the ZX Software library is growing every day.

## Lower price: higher capability

With the ZX81, it's still very simple to teach yourself computing, but the ZX81 packs even greater working capability than the ZX80.

It uses the same micro-processor, but incorporates a new, more powerful 8K BASIC ROM – the 'trained intelligence' of the computer. This chip works in decimals, handles logs and trig, allows you to plot graphs, and builds up animated displays.

And the ZX81 incorporates other operation refinements – the facility to load and save named programs on cassette, for example, and to drive the new ZX Printer.



**New BASIC manual**

Every ZX81 comes with a comprehensive, specially-written manual – a complete course in BASIC programming, from first principles to complex programs.

## Kit: £49.<sup>95</sup>

### Higher specification, lower price – how's it done?

Quite simply, by design. The ZX80 reduced the chips in a working computer from 40 or so, to 21. The ZX81 reduces the 21 to 4!

The secret lies in a totally new master chip. Designed by Sinclair and custom-built in Britain, this unique chip replaces 18 chips from the ZX80!

### New, improved specification

- Z80A micro-processor – new faster version of the famous Z80 chip, widely recognised as the best ever made.
- Unique 'one-touch' key word entry: the ZX81 eliminates a great deal of tiresome typing. Key words (RUN, LIST, PRINT, etc.) have their own single-key entry.
- Unique syntax-check and report codes identify programming errors immediately.
- Full range of mathematical and scientific functions accurate to eight decimal places.
- Graph-drawing and animated-display facilities.
- Multi-dimensional string and numerical arrays.
- Up to 26 FOR/NEXT loops.
- Randomise function – useful for games as well as serious applications.
- Cassette LOAD and SAVE with named programs.
- 1K-byte RAM expandable to 16K bytes with Sinclair RAM pack.
- Able to drive the new Sinclair printer.
- Advanced 4-chip design: micro-processor, ROM, RAM, plus master chip – unique, custom-built chip replacing 18 ZX80 chips.



## Built: £69.<sup>95</sup>

### Kit or built – it's up to you!

You'll be surprised how easy the ZX81 kit is to build: just four chips to assemble (plus, of course the other discrete components) – a few hours' work with a fine-tipped soldering iron. And you may already have a suitable mains adaptor – 600 mA at 9V DC nominal unregulated (supplied with built version).

Kit and built versions come complete with all leads to connect to your TV (colour or black and white) and cassette recorder.



# puter-



## Available now - the ZX Printer for only £49.<sup>95</sup>

Designed exclusively for use with the ZX81 (and ZX80 with 8K BASIC ROM), the printer offers full alpha-numerics and highly sophisticated graphics.

A special feature is COPY, which prints out exactly what is on the whole TV screen without the need for further instructions.

At last you can have a hard copy of your program listings - particularly

useful when writing or editing programs.

And of course you can print out your results for permanent records or sending to a friend.

Printing speed is 50 characters per second, with 32 characters per line and 9 lines per vertical inch.

The ZX Printer connects to the rear of your computer - using a stackable connector so you can plug in a RAM pack as well. A roll of paper (65 ft long x 4 in wide) is supplied, along with full instructions.

## 16K-byte RAM pack for massive add-on memory.

Designed as a complete module to fit your Sinclair ZX80 or ZX81, the RAM pack simply plugs into the existing expansion port at the rear of the computer to multiply your data/program storage by 16!

Use it for long and complex programs or as a personal database. Yet it costs as little as half the price of competitive additional memory.

With the RAM pack, you can also run some of the more sophisticated ZX Software - the Business & Household management systems for example.

### How to order your ZX81

**BY PHONE** - Access, Barclaycard or Trustcard holders can call 01-200 0200 for personal attention 24 hours a day, every day.

**BY FREEPOST** - use the no-stamp-needed coupon below. You can pay

by cheque, postal order, Access, Barclaycard or Trustcard.

**EITHER WAY** - please allow up to 28 days for delivery. And there's a 14-day money-back option. We want you to be satisfied beyond doubt - and we have no doubt that you will be.

To: Sinclair Research Ltd, FREEPOST 7, Cambridge, CB2 1YY.				Order
Qty	Item	Code	Item price £	Total £
	Sinclair ZX81 Personal Computer kit(s). Price includes ZX81 BASIC manual, excludes mains adaptor.	12	49.95	
	Ready-assembled Sinclair ZX81 Personal Computer(s). Price includes ZX81 BASIC manual and mains adaptor.	11	69.95	
	Mains Adaptor(s) (600 mA at 9 V DC nominal unregulated).	10	8.95	
	16K-BYTE RAM pack.	18	49.95	
	Sinclair ZX Printer.	27	49.95	
	8K BASIC ROM to fit ZX80.	17	19.95	
	Post and Packing.			2.95

Please tick if you require a VAT receipt

TOTAL £ \_\_\_\_\_

\*I enclose a cheque/postal order payable to Sinclair Research Ltd, for £ \_\_\_\_\_

\*Please charge to my Access/Barclaycard/Trustcard account no. \_\_\_\_\_

\*Please delete/complete as applicable. \_\_\_\_\_

Please print.

Name: Mr/Mrs/Miss \_\_\_\_\_

Address: \_\_\_\_\_

**FREEPOST - no stamp needed. Offer applies to UK only.**

PRW01

# sinclair ZX81

6 Kings Parade, Cambridge, Cambs., CB2 1SN.  
Tel: (0276) 66104 & 21282.

# HOW TO SUCCEED IN THE ELECTRONICS BUSINESS:

Available at your  
newsagent or  
direct for  
60p p&p  
inc

# INVEST 60p AND MAKE £2.40 net profit

Buy Ambit's new concise component catalogue and get £1 vouchers. Use them for a £1 discount per £10 spent. But even without this, you will still find WR&E offers the low prices, fast service and technical support facility second to none.

Here are some examples from the current issue:



**Z80 SERIES**

Z80A	4.99
Z80ADRT	7.50
Z80APIO	4.10
Z80ASIO/1	14.00
Z80ASIO/2	14.00
Z80ASIO/9	14.00
Z80CTC	4.00
Z80ACTC	4.50
Z8001	65.00

**PROM**

2708	2.00
2716	3.55
2532	8.50
2732	8.50

**RAM**

2102	1.70
2112	3.40
2114/2	1.49
4027	5.78
4116/2	1.59
4116/3	1.49
4854P	12.50
6116P-3	12.50
6116P-4	11.25
8264	12.50

**I.C. SOCKETS**

A range of high quality, low cost, low profile DIL sockets ideally suited for both the OEM and hobbyist. All types feature double sided phosphor bronze contacts, tin-plated for low contact resistance.

8 x 0.3" 12p	22 x 0.3" 20p
14 x 0.3" 13p	22 x 0.4" 20p
16 x 0.3" 13p	24 x 0.6" 22p
18 x 0.3" 18p	28 x 0.6" 25p
20 x 0.3" 19p	40 x 0.6" 35p
20 x 0.4" 19p	42 x 0.6" 38p

**DISCRETES**

BC237	8p
BC238	8p
ZTX238	9p
BC239	8p
BC307	8p
BC308	8p
BC309	8p
BC413	10p
BC414	11p
BC415	10p
BC416	11p
BC546	12p

**BC556 12p**

BC550	12p
BC560	12p
BC639	22p
BC640	23p
ZSC1775A	22p
2SA872A	18p
2SD666A	30p
2SB646A	30p
2SD668A	30p
2SB648A	40p
BF256	38p
ZSK55	28p

2SK168	35p
J310	69p
J176	65p
40823	65p
3SK45	49p
3SK51	54p
3SK60	58p
3SK88	95p
MEM680	79p
BF960	99p
BF961	70p
BF963	99p

**VOLTAGE REGULATORS**

78XX1A TO-220 pos	0.58
79XX1A TO-220 neg	0.60
78G 1A TO-220 adj pos	1.10
78G 1A TO-3 adj pos	3.95
78H5A TO-3 5v pos	4.25
78H5A TO-3 12v pos	5.45
78HG5A TO-3 adj pos	7.45
79HG5A TO-3 adj neg	7.45
LM317.5A adj pos	1.30
LM337.5A adj neg	1.75
78S401.5A adj pos sw reg	1.20

**XTALS**

1MHz	3.00
3.2768MHz	2.00
4MHz	1.70
4.194MHz	1.70
4.43MHz	1.25
5MHz	2.00
6.5536MHz	2.00
7MHz	2.00
8MHz	2.00
9MHz	2.00
10MHz	2.00
11MHz	2.00

Prices shown exclude VAT. Postage 50p per order (UK). ACCESS/BARCLAYCARD may be used with written or telephone orders - official MA details on application, and a special prize for those who read our ads carefully - a free 4 or 8MHz crystal filter with every CPU IC you buy - just clip out the paragraph and attach it to your order. E&OE.

**AMBIT international** TELEPHONE (STD 0277) 230909 TELEX 995194 AMBIT G POSTCODE CM14 4SG  
**200 North Service Road, Brentwood, Essex**

# RST

**VALVE MAIL ORDER CO.**  
**Climax House**  
 159 Fallsbrook Road, London SW16 6ED  
 SPECIAL EXPRESS MAIL ORDER SERVICE

AZ31	1-10	EM87	1-50	PY81	0-84	6AN5	4-74	607	2-20
CL33	2-00	EN91	3-50	PY82	0-80	6AN8A	3-45	6SA7	1-45
DY86/7	0-84	EY86	0-84	PY83	0-70	6AQ5	0-96	6SC7	1-50
DY802	0-84	EY88	1-75	PY88	0-88	6AR5	1-98	6SJ7	1-60
E88CC	3-36	EY500A	1-94	PY800	0-84	6AS6	4-98	6SK7	1-30
E180F	8-40	EZ80	0-84	PY801	0-84	6AS7GA	6-75	6SL7GT	2-68
E810F	14-47	EZ81	0-84	QV02-6	14-06	6AT6	0-85	6SN7GT	1-60
EABC90	1-20	GY501	2-75	QV03-10	5-80	6AU5GT	4-32	6SS7	1-80
EB91	0-82	GZ32	1-25	QV03-10	5-80	6AW8A	3-39	6BG7M	2-50
EBF80	0-50	GZ33	4-00	QV03-20A	17-50	6B7	1-50	6V6GT	1-60
EBF89	0-85	GZ34	2-50	QV06-40A	17-50	6B8	1-75	6XA	1-20
EC91	7-56	GZ37	4-00	QV06-40A	17-50	6BA6	1-00	6XS7GT	0-85
ECC33	3-50	KT61	3-50	QV03-12	4-46	6BA7	5-12	7C5	2-95
ECC35	3-50	KT66	10-00	QV03-12	4-46	6BE6	1-08	7G6	2-25
ECC81	0-88	KT77	8-00	R18	4-25	6BH6	1-52	7S7	2-25
ECC82	0-72	KT88	12-00	R19	1-20	6BJ6	1-08	12AT6	1-20
ECC83	0-88	N78	9-00	SP41	6-00	6BN6	1-65	12AT7	0-88
ECC85	1-20	OA2	2-00	SP61	2-00	6BQ7A	3-72	12A7U7	0-72
ECC88	0-80	OB2	2-55	U19	13-75	6BR7	4-00	12AX7	0-88
ECC91	8-83	OC3	1-92	U25	1-16	6BR8	1-75	12B6	2-19
ECF80	1-08	OD3	1-92	U26	1-44	6BS7	4-00	12BE6	2-43
ECH35	2-00	PC86	1-40	U37	9-00	6BW6	4-00	12BY7	2-70
ECH42	1-15	PC88	1-40	UABC80	1-25	6BW7	1-52	12BY7A	2-70
ECH81	1-20	PC92	1-28	UBF89	1-20	6BZ2	2-37	12HGT	4-17
ECL80	1-00	PC97	1-20	UCH42	1-20	6C4	0-88	30FL1/2	1-12
ECL82	1-00	PC900	1-20	UCH81	2-32	6C6	1-75	30P4	1-20
ECL83	1-50	PCF80	1-00	UCL82	1-04	6CB6A	2-49	30P19	1-20
ECL86	1-20	PCF82	1-00	UCL83	1-44	6CD6GA	5-07	30PL13	1-80
EF37A	3-50	PCF86	1-60	UF89	1-44	6CL6	£3.72	30PL14	1-68
EF39	2-75	PCF801	1-60	UL41	2-50	6CH6	10-40	75C1	2-35
EF41	2-00	PCF902	1-90	UL84	1-20	6CW4	7-84	85A2	2-39
EF42	2-00	PCF805	1-60	UY41	1-25	6D6	1-75	90C2	2-44
EF50	1-50	PCF808	1-60	UY85	1-04	6D05	5-94	150B2	3-02
EF54	5-00	PCH200	1-60	VR105/30	1-92	6E48	2-94	150C2	1-92
EF55	2-50	PCL82	1-00	VR150/30	1-92	6EH5	1-85	150D4	2-39
EF80	0-80	PCL83	2-00	Z759	16-80	6F6	1-75	57Z8	27-50
EF86	1-52	PCL84	1-00	Z803U	7-80	6GK6	2-67	805	20-00
EF91	1-80	PCL85	1-08	ZD21	3-50	6H6	1-50	807	3-75
EF92	5-81	PCL86	1-08	ZB28	14-35	6HS6	3-77	811A	18-33
EF183	0-80	PCL805	1-08	4CX250B		6J5	2-50	812A	18-33
EF184	0-84	PD500	3-60			6J6	3-50	813	79-26
EH90	1-40	PFL200	1-80	5R4GY	45-00	6J7	2-55	866A	15-27
EL32	1-50	PL36	1-20	5U4G	1-52	6J86A	4-56	872A	21-47
EL33	3-50	PL81	1-20	5V4G	1-52	6JS6C	5-58	931A	15-78
EL34	2-20	PL82	1-20	5Y3GT	0-85	6K4N	1-25	2050	6-96
EL36	1-60	PL83	2-22	5Z3	1-50	6K6GT	1-30	5763	3-75
EL81	3-56	PL84	1-08	5Z4GT	1-50	6K7	1-50	5814A	3-72
EL84	1-00	PL504	1-40	63DL2	1-56	6K8	1-75	5842	12-09
EL86	2-50	PL508	1-80	6AB7	1-50	6KD6	6-36	6080	6-85
EL91	7-14	PL509	3-20	6AH6	4-71	6L6G	2-50	6146A	6-65
EL95	1-32	PL519	3-20	6AK5	3-60	6L6GC	2-50	6146B	8-12
EL380	8-50	PL802	2-96	6AL5	0-82	6L7	2-00	6883B	12-73
EM81	1-00	PY33	1-10	6AM6	1-80	6LQ6	6-72	6937	8-87

Open daily to callers: Mon-Fri 9 a.m.-5 p.m.  
 Valves, Tubes and Transistors - Closed Saturday  
 Terms C.W.O. only - Tel: 01-677 2424-7.  
 Prices excluding VAT add 15%  
 Post and packing 30p per order  
 Telex 946708  
 Prices correct when going to press

## MIGHTY NINETY PACKS ALL 90p Ea. Inc. VAT.

BUY SIX PACKS AND GET A SEVENTH PACK FREE!  
 POSTAGE 15p PER PACK

MM1	300 1/2 watt pre-formed resistors.	MM23	300 nuts, screws, washers, etc.
MM2	200 1/2 and 1/4 watt resistors.	MM31	15 assorted trimmer caps.
MM3	100 1 and 2 watt resistors.	MM32	13 30pF beehive trimmers.
MM4	50 wire wound resistors.	MM34	25 min. glass reed switch.
MM5	100 metal oxide resistors.	MM40	50 polystyrene capacitors.
MM6	12 assorted potentiometers.	MM42	10 BC107 transistors.
MM7	25 assorted pre-set resistors.	MM43	10 BC108 transistors.
MM8	50 assorted electrolytic caps.	MM44	10 slide switches sp/co.
MM9	100 assorted ceramic caps.	MM45	35 asstd. diodes - zener, rect., switching, signal.
MM10	100 mixed caps, poly, ceramic, elect, mica, etc.	MM51	10 2" red led.
MM13	20 assorted transistors.	MM53	20 0-1 mfd 25V ceramic disc.
MM14	40 1N4148 diodes.	MM54	20 0-01 mfd 25V ceramic disc.
MM20	1 240-110 to 12 volt 100mA transformer.	MM56	10 14 pin low profile I.C. socket.
MM22	8 2" LED's with clips 4 red, 2 yellow, 2 green.	MM57	10 16 pin low profile I.C. socket.
		MM58	2 x CA723 voltage reg.
		MM64	5 press-to-make min switches.

Microwave Modules as described in Practical Wireless "Exe" Project (Wessex Alarms) complete with horn. £8.00 + 50p postage.  
**CHORDGATE LTD (Dept C)**  
 75 Faringdon Road, Swindon, Wilts. Tel. (0793) 33877  
 OFFICIAL ORDERS SCHOOLS AND COLLEGES WELCOME  
 Retail premises at above address.

## ATTENTION FT 101 OWNERS

MAKE YOUR ORIGINAL FT 101 BETTER THAN FT 101E!

**G3LLL RF CLIPPER** Over 1,000 sold in U.S.A. improves RX plus harmonic distortion-free speech processing - doesn't sound like a "one man pile-up", £35 inc. V.A.T. Very easy to fit, for FT101 Mk 1 - B, state which.

**D.I.Y? P/C board wired and tested £25.**

**G3LLL FM ATTACHMENT.** £35 use on 29.6 FM, TX & RX, transvert to 2m (tone burst and rpt shift £12); or listen to legal C.B. 27.5-28MHz Xtal, £3.75 - all for FT101 Mk1 - FT101E, not Z.ZD.

**G3LLL DBM.** Replaces first mixer on FT101 Mk1 - E, much quieter receiver, and doesn't "fall apart" on 40m after dark, £11.50, MkII - E. £12 FT101 Mk1 version. FT290 now fitted 'listen on input' by us (distributor approved).

**FT101Z/ZD, FT480, FT902, FDK, DATONG, J-BEAM, LOWE** etc. in stock.

**SECURICOR DELIVERY** possible.

**FREQUENCY COUNTERS** Soar FC841 (S.A.E. for P.W. review August/81), £52 inc. mains unit. New 600MHz 9-digit counter £106 S.A.E. details.

**DATONG.** Most items in stock.

**SECURICOR DELIVERY POSSIBLE.**

**HOLDINGS PHOTO/AUDIO CENTRE,**  
 39/41 Mincing Lane, BLACKBURN, BB2 2AF.  
 Tel: 59595/6. Access/Barclaycard.  
 Closed Thursday.





# MASTER ELECTRONICS NOW!

## The PRACTICAL way!

This new style course will enable anyone to have a real understanding of electronics by a modern, practical and visual method. No previous knowledge is required, no maths, and an absolute minimum of theory.

You learn the practical way in easy steps mastering all the essentials of your hobby or to start or further a career in electronics or as a self-employed servicing engineer.

All the training can be carried out in the comfort of your own home and at your own pace. A tutor is available to whom you can write personally at any time, for advice or help during your work. A Certificate is given at the end of every course.

You will do the following:

- Build a modern oscilloscope
- Recognise and handle current electronic components
- Read, draw and understand circuit diagrams
- Carry out 40 experiments on basic electronic circuits used in modern equipment
- Build and use digital electronic circuits and current solid state 'chips'
- Learn how to test and service every type of electronic device used in industry and commerce today. Servicing of radio, T.V., Hi-Fi and microprocessor/computer equipment.



## New Job? New Career? New Hobby? Get into **Electronics** Now!

**FREE!**  
COLOUR BROCHURE



POST NOW TO:

Please send your brochure without any obligation to

NAME \_\_\_\_\_

ADDRESS \_\_\_\_\_

I am interested in:

- COURSE IN ELECTRONICS as described above
- RADIO AMATEUR LICENCE
- MICROPROCESSORS
- LOGIC COURSE

OTHER SUBJECTS \_\_\_\_\_

PW/1/821

BLOCK CAPS PLEASE

**British National Radio & Electronics School** Reading, Berks. RG1 7BR

**omeneX**  
(LTD.)

ELECTRONIC COMPONENTS

UNITED KINGDOM

OMENEX LTD.  
7 HUGHENDEN ROAD  
HASTINGS SUSSEX TN34 3TG  
TEL: HASTINGS (0424) 428131

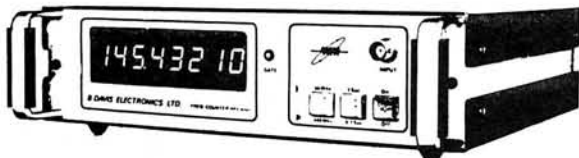
### 600 MHz Digital Frequency Counter

The basis of the design is an LSI chip which is a seven decade counter. This is extended to full 8 digits by feeding the processed signal to a single decade counter that is then decoded and fed to the least significant digit (LSD), for display. The LSI then counts, decodes and feeds the digit drivers for the other seven most significant digits (MSD's). A further LSI chip which performs the functions of Xtal oscillator, gating dividers and driver, multiplexing signal generator, etc.

Other complex discrete circuitry provides for signal conditioning, shaping, amplification and protection. A pre-scaler and amplifier provide facilities for extending the 8 digit counter block to 600MHz. This is switched in from the front panel. Also provided is switching for gate time and power. A 'gate open' LED indicates when the count is active.

Power supply required is 100-240V AC 40-60Hz, feeding a 5 volt IC stabiliser and filter. A facility (rear jack socket) is provided for input to the stabiliser for powering with 9-16 volts DC for mobile use. Reverse polarity protection is included.

Display is an optically filtered multiplexed 8 digit presentation of 0.5" LEDs driven by high brightness by discrete and IC display drivers. The displays are of the latest reflector technology types with sculptured segments giving a pleasing, easily read display even under high ambient lighting.



Range 1Hz-60MHz.

-600MHz

Resolution 1Hz.

Sensitivity Typically 10mv

at 60MHz. 125mv at

600MHz.

Initial Accuracy  $\pm 1$ ppm.

Short term stability  $\pm 1$ ppm

after 30 mins.

Long term stability  $\pm 1$ ppm

per 1000 hours.

Temp stability  $\pm 2$ ppm

20-40°C.

Line voltage  $\pm 10\%$ . Better

than  $\pm 0.01$ ppm.

MODEL NUMBER UK522

Input 1MQ in parallel with 15pF at 60MHz.

50Q with pre-scaler.

Protection Up to 200V pp.

Gate Xtal. 5.24288MHz.

1.0 or 0.1 sec. by push button selection.

Power 100-240V AC 40-60Hz  $\pm 10\%$  at 10 watts.

9-16V DC at 800ma Typical

**£108 inc. VAT**

## MODULAR ELECTRONICS

95 HIGH STREET SELSEY, Nr CHICHESTER, SUSSEX. TEL: SELSEY (024361) 2916

DISTRIBUTOR FOR SOLID STATE MICROWAVE (THOMPSON CSFI) RF PRODUCTS

GCOS

Type	P/watt	Gain	Volts	Freq.	Price
2N3866	1w	10dB	28	175MHz	£1.01
2N4427	1w	10dB	12	175MHz	£1.17
2N3553	2.5w	9dB	28	175MHz	£1.28
2N5913	2w	7dB	12	470MHz	£1.77
5D1127	4w	12dB	12	175MHz	£2.66
2N6080	4w	12dB	12	175MHz	£3.19
5D1143	10w	10dB	12	175MHz	£7.80
2N6081	15w	8.3dB	12	175MHz	£8.22
2N6082	25w	5.7dB	12	175MHz	£8.48
2N6084	40w	4.5dB	12	175MHz	£13.90
5D1428	45w	8.5dB	12	175MHz	£14.60
5D1416	70w	8.7dB	12	175MHz	£28.58
5D1477	100w	6.0dB	12	175MHz	£31.50
2N5590	10w	5.2dB	13.6	175MHz	£8.96
2N5591	25w	4.4dB	13.6	175MHz	£8.73
2N5944	2w	9dB	12	470MHz	£7.47
2N5945	4w	8dB	12	470MHz	£8.49
5D1135	5w	7.5dB	12	470MHz	£5.72
5D1136	10w	6dB	12	470MHz	£8.55
2N5946	10w	6dB	12	470MHz	£12.02
5D1088	25w	8.8dB	12	470MHz	£20.24
5D1089	40w	4.3dB	12	470MHz	£27.83
5D1434	50w	8.6dB	12	470MHz	£29.10

Ex Equip 2N5070 2.30MHz 25wPEP £2.88  
2N5645 Mat. 12v 470MHz 4W out £4.50  
2N5914 RCA 12v 470MHz 2w 7dB £4.60  
2188LY Mil Studless BLY38 2w 470MHz £3.45  
61387 RCA Studless Sim C1 12 CTC £3.45  
Free data sheets with all purchases which include typical circuits etc.

### LOW NOISE SMALL SIGNAL SEMICONDUCTORS.

BFR90 Mul 1 Pack 2.5dB N/F 1GHz	£2.82
BFR91 Mul 1 Pack 2.5dB N/F 1.2GHz	£3.45
BFR34a 1 Pack 4dB N/F GHz	£2.25
BTF66 Low Interm. T072	£2.59
5D306 'D' MOS MOSFET	£2.60
40673 RCA MOSFET	£0.92
BFR90 UHF MOSFET Equiv 3SK88	£1.30

UNELCO Cased RF Mica Caps. Following Pfs  
10/20/30/40/50/60/70/80pF £1.61; 100/150/180/250pF £1.73; 1000pF £1.84.  
PTFE Sheet 0.25mm 300mm Square £2.30  
PYE 951 170 12v Aerial Relays SPST Good to 1296MHz  
Silver Plated RG43 Type £10.70

1T 10 7MHz XTal Filters 25KHz £8.05  
HP 5082 2800 Hot Car Diodes £1.12  
HP 5082 2835 Hot Car Diodes £0.98  
HP 5082 3080 Pin Switch Diodes £0.98  
Motorola MC12013L - 10 Prescaler I.C. with full data instructions £11.50  
BB103 Varicap Diodes £0.50  
1P33 £0.58; 2N918 £0.50; 8F180 £0.50; BF115 £0.50;  
2N5179 £0.82; BF90 £1.15; ST2110 BSK20/2N2369a £0.30.

### TRIMMERS

Tetter PTFE 1-10pF 44p. DAU PTFE Film 1 to 9pF or 1.5-18pF 34p. Surplus 2.5-25pF 22p.

SPRAGUE (Grade 1) Mica Trimmers (500V) for R.F. Amps. 2.5-7pF 81p. 4-20pF 86p. 7-40pF 88p. 16-100pF 98p. 25-150pF £1.09. 40-200pF £1.15.

HEATSINKS single sided ideal for RF amps. Redpoint 6M1 2.6 deg/w £2.20

### FINISHED MADE UP AND TESTED EQUIPMENT

PA2 Preamplifier for 2 meters, using the latest UHF stripline MOSFET the BF900 1 1/2" square for fitting in the rig 50Q in/out imp. Only £8.05 with instructions.  
PAU2 432MHz Preamp. stripline using the BFR34a 14dB gain N/F < 2dB £8.63.

LINEAR AMPLIFIER MODULES, without Ch/Over. Size 55 x 92mm with thermal interface 50Q.  
PM2 10 0.4w in 10w out 13.8v £18.40  
PM2 15 1.5w in 15w out 13.8v £19.55  
PM2 25 4w in 25w out 13.8v £20.99  
CPM LINEAR AMPS with full RF Changeover size 82 x 102mm preamp can be fitted in RX.  
SPEC AS FOR PM Series. Specify CPM type and add £7.48 to PM series prices.

PRESCALER BOARD - 10 Size 55x93mm with input amplifier (2 x BFR34a) sens 40mV 432mc uses MOT MC120121 I.C. 500MHz typ 600MHz Only £23.00. 5v neg E supply

Barclaycard or Access on orders above £10.  
POST AND PACKING ADD 50p TO ALL ORDERS.  
Orders sent 1st Class Post where weight permits.  
SAME DAY DISPATCH ON ALL IN STOCK ITEMS.  
Minimum invoiced order to approved customers £15.00.  
ALL PRICES NOW INCLUDE VAT AT 15%.

## S.E.M. BOX 6, CASTLETOWN, ISLE OF MAN. TEL: MAROWN (0624) 851277

### S.E.M. ACTIVE MULTIFILTER

Will improve ANY receiver on ANY mode. Gives "passband tuning" and "Variable selectivity". Switched Hi-pass, Lo-pass, peak or notch. Selectivity 2.5KHz-20Hz tunable from 2.5KHz to 250 Hz. PLUS another notch which can be used in any switch position and covers 100Hz to 10KHz. TRY ONE ON 14 DAYS APPROVAL. **£57.00** ex stock.

### S.E.M. EZITUNE

"In my fifty years on the air, this is the most useful gadget I've ever seen". Connects in aerial lead, produces S 9+ (1-170MHz) noise in receiver. Adjust A.T.U. for minimum noise. You have now put an exact 50 ohms load onto your transceiver. Fully protected, you can transmit through it, to save your P.A. and stop QRM. **£25\*** ex stock.

### S.E.M. TRANZMATCH

The most VERSATILE Ant Matching system. Will match from 15-5000 Ohms BALANCED or UNBALANCED at up to 1kW. Link coupled balun means no connection to the equipment which can cure TVI both ways. SO239 and 4mm connections for co-ax or wire feed. 160-100 metres TRAN 2 MATCH **£65.00**. 80-100 metres **£58.00**. EZITUNE built in for **£19.50** extra. (See above for details of Ezitune). All Ex-stock.

### THE SENTINEL AUTO MK II 2 or 4 metre PRE-AMPLIFIER

These include NEW PROTECTION circuit to give MAXIMUM LEGAL through power rating. Completely new third generation DUAL GATE MOSFET pre-amp giving 14dB N.F. and 20dB gain with GAIN CONTROL and OFF switch (straight through when OFF). The High Q tuned circuits for high selectivity.

Size: 1 1/2" x 2 1/2" x 4" **£25.00\*** ex stock. Without RF Switch **£15**.

### SENTINEL STANDARD Mk II 2 or 4 metre PRE-AMPLIFIER

Same as the AUTO less R.F. switch 12V 5mA. **£15.00\*** ex stock.

### PA3

ONE cubic inch miniature 2 metre pre-amplifier. Same circuit as above. **£7.95** ex stock. 70cms versions **£4.00** extra. Marine Band ex stock. Other frequencies to order.

### SENTINEL 2 METRE LINEAR POWER AMPLIFIER/PRE-AMPLIFIER

These units use the latest techniques and transistors for highest reliability and performance. Infinite SWR PROTECTED devices. ULTRA LINEAR, all modes. R.F. switched. Same POWER GAIN at lower drive powers. Supply 13.8V nominal. SO239s.

### Three models:

1. **SENTINEL 35** Twelve times power gain. 3W IN 36W OUT. 4 amps. Max. drive 5W. 6" x 2 1/2" front panel, 4 1/2" deep. **£57.50** ex stock.

2. **SENTINEL 50** Five times power gain. 10W IN 50W OUT. Max drive 16W. Same size as the Sentinel 35. **£69.50** ex stock.

3. **SENTINEL 100** Ten times power gain. 10W IN 100W OUT. Max drive 16W. Size: 6 1/2" x 4", front panel, 3 1/2" deep. 12 amps. **£126.50** ex stock.

All available less pre-amp for **£8.00** less.

### SENTINEL H.F. WIDEBAND PRE-AMPLIFIER 2-40MHz 15dB gain. Ideal for 15

and 10 metres and OSCAR OR AN ACTIVE AERIAL 9-12V. Size: 2 1/2" x 1 1/2" x 3".

Two versions. 1. **STANDARD** Performance as above. **£10.00\*** ex stock. 2. **AUTO** Same performance as above with a change over relay r/f, operated by your transceiver for direct connection in your aerial co-ax. **£16.93\*** ex stock.

### FREQUENCY CONVERTERS

#### SENTINEL DUAL GATE MOSFET 2 METRE CONVERTERS

N.F. 2dB Gain 30dB. IFs 2 metres: 2-4MHz, 4-6MHz, 28-30MHz. 4 metres: 28-28.7MHz. 9-12V. 15mA. **£24.73** ex stock.

#### SENTINEL X 2 METRE CONVERTER

Same as above plus mains power supply. **£28.80** ex stock. 70cm to 28-30MHz **£28.80** ex stock. **SENTINEL L.F. CONVERTER**

10KHz-2MHz IN 28-30MHz OUT. 9-12V. 5mA. **£20.80** ex stock. **SENTINEL TOP BAND CONVERTER**

1.8-2.3MHz IN 14-4.5MHz OUT. 9-12V 5mA **£20.80** ex stock. **S.E.M. IAMBIC KEYS**

The ultimate auto keyer using the CURTIS custom LSICMOS chip. Tune and sidetone switching. **£30.00** ex stock. **TWIN PADDLE TOUCH KEY** **£12.50**.

\*Means Belling Lee sockets, add £1.90 for SO239s or BNC sockets. Ring or write for more information. Place orders or request information on our Ansaphone at cheap times.

### 12 MONTHS COMPLETE GUARANTEE

Prices include delivery. C.W.O. or credit card number for same day service.

**U.H.F. RECEIVER TYPE R278** designed by Collins Radio used as ground station Rx provides up to 1750 channels spaced in 100Kc steps in freq. range 225 to 400 Mc/s any 10 of these can be selected from front panel plus one service channel, unit is triple conversion with some 38 crystals, no ext crystals are required, all controls etc are on front panel for use on 230v 50c, AF O/P 600 ohm 2 watts. Also provision for remote chan selection, 19" rack mounting unit about 50Kg supplied with circ & manual. **£87**.

**MARCONI AIRCRAFT H.F.** Rx high grade 6 band Rx covers 150/510Kc in two bands & 2 to 18.5 Mc/s in 4 bands uses 11 min valves with 2x RF, BFO, Xtal Cal, AF O/P for low imp phones, reqs 28v DC supply, as high resolution film scale for the 4 HF bands, compact unit weight 10 Kg supplied with circ. **£75**.

**COMMUNICATIONS Rx** made by Murphy Radio for RN covers 60/560Kx in two bands & 1.5 to 30Mc/s in 3 bands uses 13 miniature valves with 2x RF, 3x IFs at 800Kc, BFO, Xtal Cal etc Swt Selectivity of 8, 3, 1 Kc & 200c/s, AF O/P for 100 ohm phones or 2 watts into 600 ohm, in case size 13x14x14" supplied tested with handbook, note these require ext supplies of 250v HT 100 Ma 150v Stab & 6.3v AC at 4 amps. **£115**.

**PAN & TILT HEADS HD** type for outdoor use for 240v mains give 360' pan & ±45' tilt fixing by 6" dia ring possible use as Aerial or Dish mounts **£35**.

**RADIOSONDE UNIT TYPE 11** older type unit as 3 valves, AF Osc, Mod & RF Osc at 27Mc/s (reqs 90v ht & 2v lt) as 3 var freq osc in range 600/1000c/s for Temp. Press & RH these are selected in turn by swt unit and are used to mod the RF from Tx. Supplied in new cond with chart & circ. **£6.50** also have a few M.60 R/S at **£12.50**.

**RECEIVER UNIT** part of Army 128 Set tunes 2 to 8 Mc/s in two bands 4x min valves plus BFO in case size 8x5x4" req 135v & 1.5v O/P for HR phones with circ. **£15**. Batteries **£4.50**, 2 for **£8**.

Above prices include Carr/Postage & VAT.  
Please allow approx. 14 days for delivery.  
Goods ex equipment unless stated new, SAE with enquiry or  
2 x 14p stamps for list 27.

## A. H. SUPPLIES

122, Handsworth Rd., SHEFFIELD S9 4AE.  
Phone 444278 (0742).

### REGULATED POWER SUPPLY

With short circuit protection. Nominal 13.8 volts at 5 amps continuous or up to 8 amps intermittent, made for use with CB rigs, but this power supply is equally suitable for any other 12v equipment. Nicely made in ventilated metal case with switch and pilot light on front and terminals at back. **£14.95**. + Post £1.50.

### HOME BASE POWER SUPPLY

13.8V 20amp - built and regularly used by GBVCJ, all regular features including protection trip. 500 watt transformer and all parts including case. **£39.50**, carriage **£5.00**.

### TRANSMITTER SURVEILLANCE\*

Tiny, easily hidden but which will enable conversation to be picked up with FM radio. Can be made in a matchbox - all electronic parts and circuit. **£2.30**.

### RADIO MIKE\*

Ideal for discos and garden parties, allows complete freedom of movement. Play through FM radio/tuner amp. **£6.90** comp. kit.

### 6 WAVEBAND SHORTWAVE RADIO KIT

Bandspread covering 13.5 to 32 metres. Complete kit includes case. Nothing else to buy if you have an amplifier to connect it to or a pair of high res. headphones. Price **£11.95**.

### MW & 2 SHORT - CRYSTAL RADIO

All the parts to make up the beginner's model. Price **£2.30**. Crystal earpiece 65p. High resist-ant phones (gives best results) **£3.75**. Kit includes front but not case.

### INTERRUPTED BEAM

This kit enables you to make a switch that will trigger when a steady beam of infra-red or ordinary light is broken. Main components: light, photo-transistor, resistors, caps, etc. Circuit diagram but no case. Price **£2.30**.

### CAR STARTER AND CHARGER KIT

You can start car immediately or bring your battery up to full charge in a couple of hours. The kit comprises: 250w mains transformer, bridge rectifiers, star/charge switch and full instructions. Price **£11.50** + **£2.50** post.

### GPO HIGH GAIN AMP/SIGNAL TRACER

In case measuring only 5 1/4" x 3 1/4" x 1 1/2" is an extremely high gain (70db) solid state amp designed for use as a signal tracer on GPO cables, etc. With a radio it functions very well as a signal tracer. By connecting a simple coil to the input sockets a useful mains cable tracer can be made. Many other uses including general purpose amp, curing amp, etc. An absolute bargain at only **£1.85**, suitable 80 ohm e/p 69.

### FREE! OUR CURRENT BARGAIN LIST WILL BE ENCLOSED WITH ALL ORDERS

#### MULLARD UNILEX

A mains operated 4 + 4 stereo system. Rated one of the finest performers in the stereo field this would make a wonderful gift for almost anyone. In easy to assemble modular form this should sell at about £30 but due to a special bulk buy and as an incentive to buy, we offer the system complete at only **£16.75** inc. VAT + post. **PLUS FREE GIFT** - buy this month and you will receive a pair of Goodmans elliptical 8" x 5" speakers to match this amplifier.

#### TIME SWITCH BARGAIN

Large clear mains frequency controlled clock, which will always show you the correct time + start and stop switches with the dials. Comes complete with knobs. **£2.50**.

#### 8 POWERFUL BATTERY MOTORS

For models, Meccanos, drills, remote control planes, boats, etc. **£2.50**.

#### WATERPROOF HEATING WIRE

60 ohms per yard, this is a heating element wound on a fibre-glass coil and then covered with PVC, dozens of uses - around water pipes, under grow boxes in gloves and socks. **23p/metre**.

#### MORSE TRAINER KIT

Consists of morse tone module, morse key, battery connector, case & instructions. **£2.99**.

#### AERIAL DIRECTION INDICATOR

Kit includes 16 reed switches, magnet, 16 LED's and chart which has the 16 compass points and lights up where aerial is pointing. **£5.90**.

#### AERIAL ROTATOR

Comprises mains motor with pulley and vee belt, electro-mechanical aerial base unit and control switch enables you to set your aerial mast in any direction. **£19.50**, carriage **£5**.

#### RADIO STETHOSCOPE

Easy to find fault - start at the aerial and work towards the speaker - when signal stops you have found the fault. Complete kit **£4.95**.

Cash, P.O. or cheque with order. Orders under £10.00, add 60p. Access & B/card orders by phone to Haywards Heath (0444) 54563. Delivery by return.

## J. BULL (Electrical) Ltd. Established 30 YEARS

(Dept PW), 34 - 36 AMERICA LANE, HAYWARDS HEATH, SUSSEX RH16 3QU.

## SOUND INVESTMENT



Replacement tape heads from Monolith could mean a big improvement in sound quality from your tape recorder. A full catalogue is available, price 50p, which features a wide range of heads for cassette and reel to reel machines, as well as replacement motors, tape transports, etc.

Universal cassette heads to EIAJ standard, hole centres 17mm apart, 12mm from head face:

B12-02	Mono record/playback	£ 4.62
B24-01	Stereo playback	£ 4.62
B24-02	Stereo r/p	£ 7.66
B24-07	Stereo r/p for Dolby systems	£ 9.05
C42RPH20	Stereo r/p sendust head, suitable for chrome & metal tapes	£10.67
C42RPH04	Stereo r/p glass ferrite, the ultimate long life, high performance head	£13.34
C42RPS18	Stereo twin gap r/p long life head for record monitoring	£28.99
C21ES18	Mono/Stereo erase head	£ 2.13
C44RPH03	Four channel/track r/p	£15.15
C22ES04	Twin half track erase	£ 5.43

Ex stock deliveries, all prices include VAT. Post and packing 40p.


## MONOLITH electronic products

The Monolith Electronics Co. Ltd., 5/7 Church Street,  
Crewkerne, Somerset TA18 7HR. Tel: 0460 74321. Telex:  
46306 MONLTH G.

# FAST RESPONSE STRIP CHART RECORDERS

Made in USSR

## Series H3020



Basic error: 2.5%  
Sensitivity: 8mA F.S.D.  
Response: 0.2 sec.  
Width of each channel:  
Single and three-pen recorders: 80mm  
Five-pen recorders: 50mm

Chart speeds, selected by push buttons: 0.1-0.2-0.5-1.0-2.5-5.0-12.5-25 mm/sec.  
Chart drive: 200-250V 50Hz  
Recording: Syphon pen directly attached to moving coil frames. Curvilinear co-ordinates.  
Equipment: Marker pen, timer pen, paper footage indicator, 5 rolls of paper, connectors, ink etc.

**H3020-1 (Single pen):** 285mm wide x 384mm deep x 165mm high **PRICE £46**  
**H3020-3 (Three pen):** 475mm wide x 384mm deep x 165mm high **PRICE £69**  
**H3020-5 (Five pen):** 475mm wide x 384mm deep x 185mm high **PRICE £105**  
All recorders supplied complete in a sturdy custom built wooden carrying case. Carriage: £10.00 per recorder.



## MULTIMETER - TYPE U4324 - 20,000 O.P.N.

D.C. Current: 0.06-0.6-60-600mA-3A  
A.C. Current: 0.3-3-30-300mA-3A  
D.C. Voltage: 0.6-1.2-3-12-30-60-120-600-1200V  
A.C. Voltage: 3-6-15-60-150-300-600-900V  
Resistance: 500Ω-5-50-500kΩ  
Accuracy: d.C. 2.5%; A.C. 4% (of F.S.D.)

**PRICE** complete with test leads and fibreboard storage case **£10.50** INCLUSIVE OF VAT  
Packing and postage £1.20

## SPECIAL OFFER

### MULTI-RANGE UNIVERSAL PORTABLE AC/DC RECORDING VOLTMETER H390

(SUPPLIED WITH 5 CHART ROLLS)



Measurements ranges, AC/DC: 5-15-150-250-500mA, 1.5-5 Amps  
Accuracy: 1.5% DC, 2.5% AC  
Chart width: 100mm  
Chart drive: 220-250V AC mains  
Chart speed: 20-60-180-600-1800-5400 mm/hour  
Carriage £6.00  
**PRICE: £70.00**

## EDUCATIONAL METER

A range of small portable meters eminently suitable for experiments and demonstration work. Moving coil movements with centre pole-piece. 69mm long open scale. Basic calibration accuracy - 4%.



The following ranges are available:  
10 Amps DC (Basic movement 30mA)  
Overall dimensions: 80 x 100 x 48mm  
Meters are supplied complete with built-in respective shunts or series resistors.  
**PRICE £2.50 P/P 45p.**

Prices include 15% VAT

Send your orders to:

**MARCO TRADING, (Dept. WW1)**

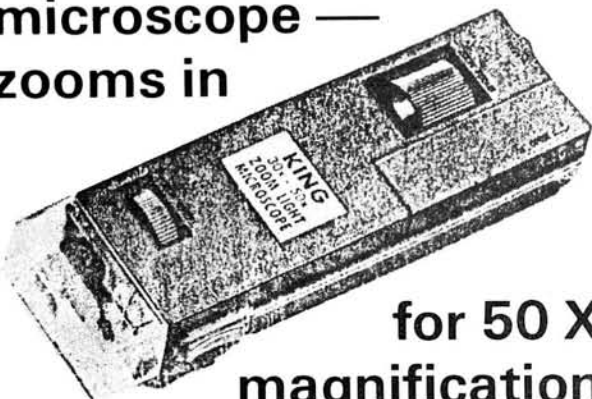
The Old School, Edstaston, WEM, Shropshire SY4 5RJ.

Tel: Whixall (094872) 464/465

Send for list of other reduced equipment and component lists. Official orders welcome. Wholesale prices upon request. Callers at our office welcome.

## MICROSCOPE

# Illuminated pocket microscope zooms in



## for 50 X magnification

Measuring only 130 x 40 x 18 mm, this Intel illuminated pocket microscope has a normal magnification of 30 X which can be increased to 50 X by using the zoom facility. Focus control and illumination are built-in so that the instrument can typically be used in the close inspection of specimens, samples and tissues by medical students, doctors, technicians and medical laboratory scientists. It uses longlife batteries and comes in a plastic case.

**Price: £12.99 incl. case, V.A.T. and post/packing.**

For immediate despatch send cheque with order to:



**INTEL ELECTRONIC COMPONENTS LTD.**  
30/50 Ossory Road, London SE1 5AN. Tel: 237 0404

## VALVES

V.A.T. INCLUDED

A1065 1.40	EF83 1.75	P8C80 0.60	U27 1.15	5V4G 0.75	6J50C 2.95	20D1 0.80
A2293 8.80	EF85 0.60	PC85 0.75	U281 0.85	5Y2G1 0.80	8K7 0.80	20F2 0.85
A2900 3.20	EF90 0.75	PC88 0.95	U301 0.85	5Z4G 0.75	8L6M 2.80	20E1 1.30
E188C 2.80	EL82 0.70	PC90 1.15	U800 11.50	5Z4GT 1.05	8L6G 2.50	20P1 0.85
E189F 8.30	EL84 0.80	PC90B 1.10	U801 0.80	6X0L2 0.80	8L6GT 2.10	20P3 0.75
E182CC 4.95	EL86 0.95	PC94 1.10	U802 0.80	6Y3 0.70	8L7 1.25	20P4 1.25
E187E 2.25	EL90 1.00	PC98 1.10	U803 0.80	6Y3GT 0.70	8L7G 0.85	20P5 1.35
E189G 0.60	EL91 4.20	PC98B 0.85	U804 0.85	6Y3GT 0.70	8L8 0.70	25L6GT 0.95
EB91 0.80	EL95 0.80	PC98S 2.45	U805 0.85	6Y3GT 0.70	8L8 0.70	25L6GT 0.95
EB93 1.15	EL96 1.70	PC98T 1.20	U806 0.85	6Y3GT 0.70	8L8 0.70	25L6GT 0.95
EB90 0.80	EL97 5.90	PC98U 1.20	U807 0.85	6Y3GT 0.70	8L8 0.70	25L6GT 0.95
EB92 0.80	EL98 2.70	PC98V 1.20	U808 0.85	6Y3GT 0.70	8L8 0.70	25L6GT 0.95
EB94 0.80	EL99 1.70	PC98W 1.20	U809 0.85	6Y3GT 0.70	8L8 0.70	25L6GT 0.95
EB95 0.80	EL99 1.70	PC98X 1.20	U810 0.85	6Y3GT 0.70	8L8 0.70	25L6GT 0.95
EB96 0.80	EL99 1.70	PC98Y 1.20	U811 0.85	6Y3GT 0.70	8L8 0.70	25L6GT 0.95
EB97 0.80	EL99 1.70	PC98Z 1.20	U812 0.85	6Y3GT 0.70	8L8 0.70	25L6GT 0.95
EB98 0.80	EL99 1.70	PC98AA 1.20	U813 0.85	6Y3GT 0.70	8L8 0.70	25L6GT 0.95
EB99 0.80	EL99 1.70	PC98AB 1.20	U814 0.85	6Y3GT 0.70	8L8 0.70	25L6GT 0.95
EC01 1.40	EM31 1.80	PC98AC 1.20	U815 0.85	6Y3GT 0.70	8L8 0.70	25L6GT 0.95
EC02 0.85	EM80 0.85	PC98AD 1.20	U816 0.85	6Y3GT 0.70	8L8 0.70	25L6GT 0.95
EC08 0.65	EM84 0.85	PC98AE 1.20	U817 0.85	6Y3GT 0.70	8L8 0.70	25L6GT 0.95
EC03 0.65	EM87 1.30	PC98AF 1.20	U818 0.85	6Y3GT 0.70	8L8 0.70	25L6GT 0.95
EC04 0.60	EY51 0.95	PC98AG 1.20	U819 0.85	6Y3GT 0.70	8L8 0.70	25L6GT 0.95
EC05 0.60	EY81 0.85	PC98AH 1.20	U820 0.85	6Y3GT 0.70	8L8 0.70	25L6GT 0.95
EC06 0.60	EY87 0.85	PC98AJ 1.20	U821 0.85	6Y3GT 0.70	8L8 0.70	25L6GT 0.95
EC07 0.60	EY88 0.85	PC98AK 1.20	U822 0.85	6Y3GT 0.70	8L8 0.70	25L6GT 0.95
EC08 0.60	EY89 0.85	PC98AL 1.20	U823 0.85	6Y3GT 0.70	8L8 0.70	25L6GT 0.95
EC09 0.60	EY90 0.85	PC98AM 1.20	U824 0.85	6Y3GT 0.70	8L8 0.70	25L6GT 0.95
EC10 0.60	EY91 0.85	PC98AN 1.20	U825 0.85	6Y3GT 0.70	8L8 0.70	25L6GT 0.95
EC11 0.60	EY92 0.85	PC98AO 1.20	U826 0.85	6Y3GT 0.70	8L8 0.70	25L6GT 0.95
EC12 0.60	EY93 0.85	PC98AP 1.20	U827 0.85	6Y3GT 0.70	8L8 0.70	25L6GT 0.95
EC13 0.60	EY94 0.85	PC98AQ 1.20	U828 0.85	6Y3GT 0.70	8L8 0.70	25L6GT 0.95
EC14 0.60	EY95 0.85	PC98AR 1.20	U829 0.85	6Y3GT 0.70	8L8 0.70	25L6GT 0.95
EC15 0.60	EY96 0.85	PC98AS 1.20	U830 0.85	6Y3GT 0.70	8L8 0.70	25L6GT 0.95
EC16 0.60	EY97 0.85	PC98AT 1.20	U831 0.85	6Y3GT 0.70	8L8 0.70	25L6GT 0.95
EC17 0.60	EY98 0.85	PC98AU 1.20	U832 0.85	6Y3GT 0.70	8L8 0.70	25L6GT 0.95
EC18 0.60	EY99 0.85	PC98AV 1.20	U833 0.85	6Y3GT 0.70	8L8 0.70	25L6GT 0.95
EC19 0.60	EY99 0.85	PC98AW 1.20	U834 0.85	6Y3GT 0.70	8L8 0.70	25L6GT 0.95
EC20 0.60	EY99 0.85	PC98AX 1.20	U835 0.85	6Y3GT 0.70	8L8 0.70	25L6GT 0.95
EC21 0.60	EY99 0.85	PC98AY 1.20	U836 0.85	6Y3GT 0.70	8L8 0.70	25L6GT 0.95
EC22 0.60	EY99 0.85	PC98AZ 1.20	U837 0.85	6Y3GT 0.70	8L8 0.70	25L6GT 0.95
EC23 0.60	EY99 0.85	PC98BA 1.20	U838 0.85	6Y3GT 0.70	8L8 0.70	25L6GT 0.95
EC24 0.60	EY99 0.85	PC98BB 1.20	U839 0.85	6Y3GT 0.70	8L8 0.70	25L6GT 0.95
EC25 0.60	EY99 0.85	PC98BC 1.20	U840 0.85	6Y3GT 0.70	8L8 0.70	25L6GT 0.95
EC26 0.60	EY99 0.85	PC98BD 1.20	U841 0.85	6Y3GT 0.70	8L8 0.70	25L6GT 0.95
EC27 0.60	EY99 0.85	PC98BE 1.20	U842 0.85	6Y3GT 0.70	8L8 0.70	25L6GT 0.95
EC28 0.60	EY99 0.85	PC98BF 1.20	U843 0.85	6Y3GT 0.70	8L8 0.70	25L6GT 0.95
EC29 0.60	EY99 0.85	PC98BG 1.20	U844 0.85	6Y3GT 0.70	8L8 0.70	25L6GT 0.95
EC30 0.60	EY99 0.85	PC98BH 1.20	U845 0.85	6Y3GT 0.70	8L8 0.70	25L6GT 0.95
EC31 0.60	EY99 0.85	PC98BJ 1.20	U846 0.85	6Y3GT 0.70	8L8 0.70	25L6GT 0.95
EC32 0.60	EY99 0.85	PC98BK 1.20	U847 0.85	6Y3GT 0.70	8L8 0.70	25L6GT 0.95
EC33 0.60	EY99 0.85	PC98BL 1.20	U848 0.85	6Y3GT 0.70	8L8 0.70	25L6GT 0.95
EC34 0.60	EY99 0.85	PC98BM 1.20	U849 0.85	6Y3GT 0.70	8L8 0.70	25L6GT 0.95
EC35 0.60	EY99 0.85	PC98BN 1.20	U850 0.85	6Y3GT 0.70	8L8 0.70	25L6GT 0.95
EC36 0.60	EY99 0.85	PC98BO 1.20	U851 0.85	6Y3GT 0.70	8L8 0.70	25L6GT 0.95
EC37 0.60	EY99 0.85	PC98BP 1.20	U852 0.85	6Y3GT 0.70	8L8 0.70	25L6GT 0.95
EC38 0.60	EY99 0.85	PC98BQ 1.20	U853 0.85	6Y3GT 0.70	8L8 0.70	25L6GT 0.95
EC39 0.60	EY99 0.85	PC98BR 1.20	U854 0.85	6Y3GT 0.70	8L8 0.70	25L6GT 0.95
EC40 0.60	EY99 0.85	PC98BS 1.20	U855 0.85	6Y3GT 0.70	8L8 0.70	25L6GT 0.95
EC41 0.60	EY99 0.85	PC98BT 1.20	U856 0.85	6Y3GT 0.70	8L8 0.70	25L6GT 0.95
EC42 0.60	EY99 0.85	PC98BU 1.20	U857 0.85	6Y3GT 0.70	8L8 0.70	25L6GT 0.95
EC43 0.60	EY99 0.85	PC98BV 1.20	U858 0.85	6Y3GT 0.70	8L8 0.70	25L6GT 0.95
EC44 0.60	EY99 0.85	PC98BW 1.20	U859 0.85	6Y3GT 0.70	8L8 0.70	25L6GT 0.95
EC45 0.60	EY99 0.85	PC98BX 1.20	U860 0.85	6Y3GT 0.70	8L8 0.70	25L6GT 0.95
EC46 0.60	EY99 0.85	PC98BY 1.20	U861 0.85	6Y3GT 0.70	8L8 0.70	25L6GT 0.95
EC47 0.60	EY99 0.85	PC98BZ 1.20	U862 0.85	6Y3GT 0.70	8L8 0.70	25L6GT 0.95
EC48 0.60	EY99 0.85	PC98CA 1.20	U863 0.85	6Y3GT 0.70	8L8 0.70	25L6GT 0.95
EC49 0.60	EY99 0.85	PC98CB 1.20	U864 0.85	6Y3GT 0.70	8L8 0.70	25L6GT 0.95
EC50 0.60	EY99 0.85	PC98CC 1.20	U865 0.85	6Y3GT 0.70	8L8 0.70	25L6GT 0.95
EC51 0.60	EY99 0.85	PC98CD 1.20	U866 0.85	6Y3GT 0.70	8L8 0.70	25L6GT 0.95
EC52 0.60	EY99 0.85	PC98CE 1.20	U867 0.85	6Y3GT 0.70	8L8 0.70	25L6GT 0.95
EC53 0.60	EY99 0.85	PC98CF 1.20	U868 0.85	6Y3GT 0.70	8L8 0.70	25L6GT 0.95
EC54 0.60	EY99 0.85	PC98CG 1.20	U869 0.85	6Y3GT 0.70	8L8 0.70	25L6GT 0.95
EC55 0.60	EY99 0.85	PC98CH 1.20	U870 0.85	6Y3GT 0.70	8L8 0.70	25L6GT 0.95
EC56 0.60	EY99 0.85	PC98CI 1.20	U871 0.85	6Y3GT 0.70	8L8 0.70	25L6GT 0.95
EC57 0.60	EY99 0.85	PC98CJ 1.20	U872 0.85	6Y3GT 0.70	8L8 0.70	25L6GT 0.95
EC58 0.60	EY99 0.85	PC98CK 1.20	U873 0.85	6Y3GT 0.70	8L8 0.70	25L6GT 0.95
EC59 0.60	EY99 0.85	PC98CL 1.20	U874 0.85	6Y3GT 0.70	8L8 0.70	25L6GT 0.95
EC60 0.60	EY99 0.85	PC98CM 1.20	U875 0.85	6Y3GT 0.70	8L8 0.70	25L6GT 0.95
EC61 0.60	EY99 0.85	PC98CN 1.20	U876 0.85	6Y3GT 0.70	8L8 0.70	25L6GT 0.95
EC62 0.60	EY99 0.85	PC98CO 1.20	U877 0.85	6Y3GT 0.70	8L8 0.70	25L6GT 0.95
EC63 0.60	EY99 0.85	PC98CP 1.20	U878 0.85	6Y3GT 0.70	8L8 0.70	25L6GT 0.95
EC64 0.60	EY99 0.85	PC98CQ 1.20	U879 0.85	6Y3GT 0.70	8L8 0.70	25L6GT 0.95
EC65 0.60	EY99 0.85	PC98CR 1.20	U880 0.85	6Y3GT 0.70	8L8 0.70	25L6GT 0.95
EC66 0.60	EY99 0.85	PC98CS 1.20	U881 0.85	6Y3GT 0.70	8L8 0.70	25L6GT 0.95
EC67 0.60	EY99 0.85	PC98CT 1.20	U882 0.85	6Y3GT 0.70	8L8 0.70	25L6GT 0.95
EC68 0.60	EY99 0.85	PC98CU 1.20	U883 0.85	6Y3GT 0.70	8L8 0.70	25L6GT 0.95
EC69 0.60	EY99 0.85	PC98CV 1.20	U884 0.85	6Y3GT 0.70	8L8 0.70	25L6GT 0.95
EC70 0.60	EY99 0.85	PC98CW 1.20</				



# MICROWAVE MODULES LTD

## HAVE YOU BEEN CONVERTED?

Our wide range of high quality VHF & UHF frequency converters and preamplifiers will expand your existing equipment (YAESU FRG7, TRIO R1000, etc.), to provide coverage of the ever-popular VHF & UHF bands, at the least expense possible. No modifications to your equipment are necessary. Just put one of our converters in place of your existing aerial connection, connect a suitable aerial, a 12 volt DC supply – and that's all there is to it!  
**DO YOURSELF AND YOUR RECEIVER A JUSTICE, BUY ONE OF OUR TOP QUALITY PRODUCTS – AND SEE WHAT YOU'VE BEEN MISSING!!**

<p><b>MMC 144/28</b></p> <p><b>2 METRE DOWN TO 10 METRE CONVERTER</b></p> <p>Gain: 30dB typ. Noise figure: 2.5dB max. Image rejection: 65dB typ.</p> <p>Our "old faithful" will give you a 2 metre facility, immediately.</p> <p><b>JUST £27.90 inc. VAT</b> (p + p 80p)</p>	<p><b>MMA 144V</b></p> <p><b>2 METRE ULTRA LOW NOISE RF SWITCHED PREAMPLIFIER</b></p> <p>This preamplifier is an essential addition for the serious operator. Gain: 15dB typ. Noise figure: 1.3dB max.</p> <p>This unit is designed to be left in the aerial lead at all times, and will accept a through power of 100 watts.</p> <p><b>£34.90 inc. VAT</b> (p + p 80p)</p>	<p><b>MM 2000</b></p> <p><b>RTTY TO TV CONVERTER</b></p> <p>This <i>NEW</i> converter contains a terminal unit and a microprocessor controlled TV interface, and requires only an audio input from your FRG7, TRIO R1000, or similar, and a 12 volt DC supply, to enable a live display of "off-air" RTTY and ASCII signals on a domestic UHF standard TV set.</p> <p><b>FEATURES INCLUDE:-</b></p> <ul style="list-style-type: none"> <li>Complete terminal unit/TV interface</li> <li>Automatic speed sensing</li> <li>Microprocessor controlled</li> <li>Will accept RTTY and amateur standard ASCII</li> </ul> <p><b>ALL THIS FOR JUST £169 inc. VAT</b> (p + p £2.00)</p>	
<p><b>MMC 70/28</b></p> <p><b>4 METRE DOWN TO 10 METRE CONVERTER</b></p> <p>Gain: 30dB typ. Noise figure: 2.5dB max. Image rejection: 65dB typ.</p> <p><b>JUST £27.90 inc. VAT</b> (p + p 80p)</p>	<p><b>MMA 28</b></p> <p><b>10 METRE LOW NOISE PREAMPLIFIER</b></p> <p>Now that the winter months are nearing, and HF conditions will be better, hot up the performance of your 10 metre receiver with this low-noise preamp. Gain: 20dB typ. Noise figure: 1.8dB max.</p> <p><b>£14.95 inc. VAT</b> (p + p 80p)</p>	<p><b>MMC 28/144</b></p> <p><b>10 METRE DOWN TO 2 METRE CONVERTER</b></p> <p>For those of you with an existing 2 metre receiver, here is a simple means of listening to the 10 metre band. Gain: 15dB typ. Noise figure: 1.8dB max.</p> <p><b>£27.90 inc. VAT</b> (p + p 80p)</p>	<p><b>MMC 432/28-S</b></p> <p><b>70 CM DOWN TO 10 METRE CONVERTER</b> (with dual range coverage)</p> <p>This 70cm converter covers 432-434 MHz and 434-436 MHz in two switched ranges, both for an IF output of 28-30 MHz. This facility allows satellite and repeater coverage as well as the usual simplex mode. Gain: 30dB typ. Noise figure: 3.0dB max. Also available with an IF of 144-146 MHz – (MMC 432/144-S).</p> <p><b>£34.90 inc. VAT</b> (p + p 80p)</p>

BARCLAYCARD AND ACCESS WELCOME



**MICROWAVE MODULES**  
 BROOKFIELD DRIVE, AINTREE, LIVERPOOL L9 7AN, ENGLAND

Telephone: 051-523 4011 Telex 628608 MICRO G

Callers are welcome, please telephone first.

Your orders and enquiries will be dealt with both efficiently and courteously by our experienced sales dept.  
 Monday-Friday, 9-12.30, 1-4.30 pm.

## BECOME A RADIO AMATEUR

Learn how to become a radio amateur in contact with the whole world. We give skilled preparation for the G.P.O. licence.  
 No previous knowledge required.

Free!

Brochure without obligation to :-  
**British National Radio & Electronic School**  
 READING, BERKS. RG1 1BR

Name .....

Address .....

PW/1/815 BLOCK CAPS PLEASE

**PLEASE MENTION PRACTICAL WIRELESS WHEN REPLYING TO ADVERTISEMENTS**

**HIGH GAIN AERIAL BOOSTERS**

**B45 H/G UHF Television** – Tunable over the complete UHF band. Gain above 20dB, noise 2.8dBs.

**B14 – Band 3 VHF Television** – Tunable over the complete Band 3 (Channels (E) 5 to 13). Gain above 28dBs. Noise 2.8dB.

**PRICE each £8.70.**

**Signal Injectors** with (pre-set) variable AF, which emits RF harmonics into the UHF band. Protected up to 300 volts DC. Complete with leads **£5.70 each.**

*All Prices include VAT at 15%. P & P per Order 30p. S.A.E. for Leaflets. Access Cards.*

**ELECTRONIC MAILORDER LTD,**  
 62 Bridge St, Ramsbottom, via Bury, Lancs. BL0 9AGW.  
 Tel Rams (070 682) 3036.

**AERIAL AMPLIFIERS**  
 Aerial amplifiers can produce remarkable improvement on the picture and sound in fringe or difficult areas.

**B45** – For Mono or Colour this is tunable over complete UHF television band.

**B11** – For stereo or standard VHF/FM radio.

**B12** – for VHF television band 1 & 3. All amplifiers are complete and ready to use Battery type PP3 or 8V or 18V DC next to the set type fitting.

**PRICES £6.70 each.**

TTLs BY TEXAS			74LS192			74C157			LINEAR I.C.s			TRANSISTORS			TIP41C			DIODES		
7400	11p	7497	74221	160p	74LS192	140p	74C157	250p	A1-0212	600p	MC1496	100p	BFY51/2	22p	TIP42A	78p	2N3866	90p	BY127	12p
7401	12p	74100	74251	140p	74LS193	140p	74C160	155p	A1-0213	600p	MC3340	120p	AD149	20p	TIP42A	78p	2N3866	90p	BY127	12p
7402	14p	74104	74252	140p	74LS194	140p	74C161	155p	A1-0214	600p	MC3340	120p	AD149	20p	TIP42A	78p	2N3866	90p	BY127	12p
7403	14p	74105	74253	140p	74LS195	140p	74C162	155p	A1-0215	600p	MC3360	120p	AD149	20p	TIP42A	78p	2N3866	90p	BY127	12p
7404	14p	74107	74254	140p	74LS196	140p	74C163	155p	A1-0216	600p	MC3360	120p	AD149	20p	TIP42A	78p	2N3866	90p	BY127	12p
7405	18p	74109	74255	140p	74LS221	100p	74C164	120p	AY5-1224A	225p	MC50398	750p	BC107/8	11p	TIP3055	78p	2N4058/9	12p	OA85	15p
7406	32p	74110	74256	140p	74LS240	175p	74C164	120p	AY5-1315	600p	NE531	100p	BC109	11p	TIP3055	78p	2N4058/9	12p	OA85	15p
7407	32p	74111	74257	140p	74LS241	175p	74C173	120p	AY5-1317	780p	NE543K	225p	BC147/8	9p	TIP3055	78p	2N4058/9	12p	OA85	15p
7408	19p	74112	74258	140p	74LS242	175p	74C174	160p	AY5-1320	320p	NE555	25p	BC149	10p	TIP3055	78p	2N4058/9	12p	OA85	15p
7409	19p	74113	74259	140p	74LS243	175p	74C175	210p	CA5019	30p	NE556	70p	BC157/8	10p	TIP3055	78p	2N4058/9	12p	OA85	15p
7410	15p	74119	74260	140p	74LS244	196p	74C192	150p	CA3046	70p	NE561B	425p	BU208	240p	TIP3055	78p	2N4058/9	12p	OA85	15p
7411	24p	74120	74261	140p	74LS245	280p	74C193	150p	CA3048	225p	NE562B	425p	BU209	240p	TIP3055	78p	2N4058/9	12p	OA85	15p
7412	20p	74121	74262	140p	74LS246	280p	74C194	220p	CA3080E	72p	NE565	130p	BU406	145p	TIP3055	78p	2N4058/9	12p	OA85	15p
7413	30p	74122	74263	140p	74LS257	120p	74C195	110p	CA3089E	225p	NE566	155p	MJ2501	225p	TIP3055	78p	2N4058/9	12p	OA85	15p
7414	60p	74123	74264	140p	74LS258	175p	74C221	175p	CA3090A	Q375p	NE567	175p	MJ2555	100p	TIP3055	78p	2N4058/9	12p	OA85	15p
7416	27p	74125	74265	140p	74LS298	245p	4000 SERIES		CA3100E	100p	NE567	175p	MJ3001	225p	TIP3055	78p	2N4058/9	12p	OA85	15p
7417	27p	74126	74266	140p	74LS373	200p	4000 SERIES		CA3140E	15p	NE568	175p	MJ3001	225p	TIP3055	78p	2N4058/9	12p	OA85	15p
7420	17p	74128	74267	140p	74LS374	195p	4000 SERIES		CA3160E	75p	NE569	175p	MJ3001	225p	TIP3055	78p	2N4058/9	12p	OA85	15p
7421	40p	74132	74268	140p	81LS96	140p	4000 SERIES		FX209	750p	NE569	175p	MJ3001	225p	TIP3055	78p	2N4058/9	12p	OA85	15p
7422	22p	74136	74269	140p	81LS98	140p	4000 SERIES		ICL706	925p	NE569	175p	MJ3001	225p	TIP3055	78p	2N4058/9	12p	OA85	15p
7423	34p	74141	74270	140p	81LS98	140p	4000 SERIES		ICL8038	340p	NE569	175p	MJ3001	225p	TIP3055	78p	2N4058/9	12p	OA85	15p
7425	30p	74142	74271	140p	81LS98	140p	4000 SERIES		LM301A	36p	NE569	175p	MJ3001	225p	TIP3055	78p	2N4058/9	12p	OA85	15p
7426	40p	74145	74272	140p	9301	160p	4000 SERIES		LM311	190p	NE569	175p	MJ3001	225p	TIP3055	78p	2N4058/9	12p	OA85	15p
7427	34p	74147	74273	140p	9302	175p	4000 SERIES		LM312	200p	NE569	175p	MJ3001	225p	TIP3055	78p	2N4058/9	12p	OA85	15p
7428	36p	74148	74274	140p	9303	160p	4000 SERIES		LM313	190p	NE569	175p	MJ3001	225p	TIP3055	78p	2N4058/9	12p	OA85	15p
7430	17p	74150	74275	140p	9308	310p	4000 SERIES		LM314	200p	NE569	175p	MJ3001	225p	TIP3055	78p	2N4058/9	12p	OA85	15p
7432	30p	74151A	74276	140p	9310	275p	4000 SERIES		LM319	250p	NE569	175p	MJ3001	225p	TIP3055	78p	2N4058/9	12p	OA85	15p
7433	40p	74153	74277	140p	9312	160p	4000 SERIES		LM324	70p	NE569	175p	MJ3001	225p	TIP3055	78p	2N4058/9	12p	OA85	15p
7437	35p	74154	74278	140p	9314	165p	4000 SERIES		LM339	90p	NE569	175p	MJ3001	225p	TIP3055	78p	2N4058/9	12p	OA85	15p
7438	35p	74155	74279	140p	9316	225p	4000 SERIES		LM348	95p	NE569	175p	MJ3001	225p	TIP3055	78p	2N4058/9	12p	OA85	15p
7440	17p	74156	74280	140p	9317	160p	4000 SERIES		LM377	175p	NE569	175p	MJ3001	225p	TIP3055	78p	2N4058/9	12p	OA85	15p
7441	70p	74157	74281	140p	9318	165p	4000 SERIES		LM380	75p	NE569	175p	MJ3001	225p	TIP3055	78p	2N4058/9	12p	OA85	15p
7442A	60p	74159	74282	140p	9322	150p	4000 SERIES		LM387	175p	NE569	175p	MJ3001	225p	TIP3055	78p	2N4058/9	12p	OA85	15p
7443	11p	74160	74283	140p	9328	200p	4000 SERIES		LM389	140p	NE569	175p	MJ3001	225p	TIP3055	78p	2N4058/9	12p	OA85	15p
7444	112p	74161	74284	140p	9368	200p	4000 SERIES		LM389AN	140p	NE569	175p	MJ3001	225p	TIP3055	78p	2N4058/9	12p	OA85	15p
7445	100p	74162	74285	140p	9370	200p	4000 SERIES		LM389AN	140p	NE569	175p	MJ3001	225p	TIP3055	78p	2N4058/9	12p	OA85	15p
7446A	93p	74163	74286	140p	9374	200p	4000 SERIES		LM389AN	140p	NE569	175p	MJ3001	225p	TIP3055	78p	2N4058/9	12p	OA85	15p
7447A	70p	74164	74287	140p	9601	100p	4000 SERIES		LM709	35p	NE569	175p	MJ3001	225p	TIP3055	78p	2N4058/9	12p	OA85	15p
7448	80p	74165	74288	140p	9602	225p	4000 SERIES		LM710	50p	NE569	175p	MJ3001	225p	TIP3055	78p	2N4058/9	12p	OA85	15p
7450	17p	74168	74289	140p	9623	225p	4000 SERIES		LM717	100p	NE569	175p	MJ3001	225p	TIP3055	78p	2N4058/9	12p	OA85	15p
7451	17p	74169	74290	140p	9623	225p	4000 SERIES		LM747	70p	NE569	175p	MJ3001	225p	TIP3055	78p	2N4058/9	12p	OA85	15p
7453	17p	74170	74291	140p	9623	225p	4000 SERIES		LM748	35p	NE569	175p	MJ3001	225p	TIP3055	78p	2N4058/9	12p	OA85	15p
7454	17p	74172	74292	140p	9623	225p	4000 SERIES		LM748	35p	NE569	175p	MJ3001	225p	TIP3055	78p	2N4058/9	12p	OA85	15p
7460	17p	74173	74293	140p	9623	225p	4000 SERIES		LM748	35p	NE569	175p	MJ3001	225p	TIP3055	78p	2N4058/9	12p	OA85	15p
7470	36p	74174	74294	140p	9623	225p	4000 SERIES		LM748	35p	NE569	175p	MJ3001	225p	TIP3055	78p	2N4058/9	12p	OA85	15p
7472	36p	74175	74295	140p	9623	225p	4000 SERIES		LM748	35p	NE569	175p	MJ3001	225p	TIP3055	78p	2N4058/9	12p	OA85	15p
7473	34p	74176	74296	140p	9623	225p	4000 SERIES		LM748	35p	NE569	175p	MJ3001	225p	TIP3055	78p	2N4058/9	12p	OA85	15p
7474	30p	74177	74297	140p	9623	225p	4000 SERIES		LM748	35p	NE569	175p	MJ3001	225p	TIP3055	78p	2N4058/9	12p	OA85	15p
7475	30p	74178	74298	140p	9623	225p	4000 SERIES		LM748	35p	NE569	175p	MJ3001	225p	TIP3055	78p	2N4058/9	12p	OA85	15p
7476	35p	74180	74299	140p	9623	225p	4000 SERIES		LM748	35p	NE569	175p	MJ3001	225p	TIP3055	78p	2N4058/9	12p	OA85	15p
7480	50p	74181	74300	140p	9623	225p	4000 SERIES		LM748	35p	NE569	175p	MJ3001	225p	TIP3055	78p	2N4058/9	12p	OA85	15p
7481	100p	74182	74301	140p	9623	225p	4000 SERIES		LM748	35p	NE569	175p	MJ3001	225p	TIP3055	78p	2N4058/9	12p	OA85	15p
7482	84p	74184A	74302	140p	9623	225p	4000 SERIES		LM748	35p	NE569	175p	MJ3001	225p	TIP3055	78p	2N4058/9	12p	OA85	15p
7483A	90p	74185	74303	140p	9623	225p	4000 SERIES		LM748	35p	NE569	175p	MJ3001	225p	TIP3055	78p	2N4058/9	12p	OA85	15p
7484	100p	74186	74304	140p	9623	225p	4000 SERIES		LM748	35p	NE569	175p	MJ3001	225p	TIP3055	78p	2N4058/9	12p	OA85	15p
7485	110p	74190	74305	140p	9623	225p	4000 SERIES		LM748	35p	NE569	175p	MJ3001	225p	TIP3055	78p	2N4058/9	12p	OA85	15p
7486	34p	74191	74306	140p	9623	225p	4000 SERIES		LM748	35p	NE569	175p	MJ3001	225p	TIP3055	78p	2N4058/9	12p	OA85	15p
7489	17p	74192	74307	140p	9623	225p	4000 SERIES		LM748	35p	NE569	175p	MJ3001	225p	TIP3055	78p	2N4058/9	12p	OA85	15p
7490A	30p	74193	74308	140p	9623	225p	4000 SERIES		LM748	35p	NE569	175p	MJ3001	225p	TIP3055	78p	2N4058/9	12p	OA85	15p
7491	38p	74194	74309	140p	9623	225p	4000 SERIES		LM748	35p	NE569	175p	MJ3001	225p	TIP3055	78p	2N4058/9	12p	OA85	15p
7492A	46p	74195	74310	140p	9623	225p	4000 SERIES		LM748	35p	NE569	175p	MJ3001	225p	TIP3055	78p	2N4058/9	12p	OA85	15p
7493A	36p	74196	74311	140p	9623	225p	4000 SERIES		LM748	35p	NE569	175p	MJ3001	225p	TIP					



When replying to Classified Advertisements please ensure:

- (A) That you have clearly stated your requirements.
  - (B) That you have enclosed the right remittance.
  - (C) That your name and address is written in block capitals, and
  - (D) That your letter is correctly addressed to the advertiser.
- This will assist advertisers in processing and despatching orders with the minimum of delay.

## Receivers and Components

**AUTOMATIC MORSE DECODER** - Low cost, easy build 9v circuit. Accepts audio input or practice key. Gives continuous readout on 12 character alphanumeric display. Send £3.95 plus large S.A.E. for fully detailed 17 page construction data. Parts and p.c.b. available. MacRitchie (Micros), 100 Drakies Avenue, Inverness IV2 3SD.

## BRAND NEW COMPONENTS BY RETURN

**HIGH STABILITY RESISTORS**  
 1/2W Carbon Film E12 Series 1R-10M. (E24 2R-6M2) 1p  
 1/2W & 1W Metal Film E12 Series 10R-2M7-2p

**METAL FILM 1/2W 1% E12 series 10R to 1M0-3p**

**CAPACITORS.**  
**MULLARD Min. Ceramic E12 100V 2% 1.8pf. to 47pf.-3p**  
 2% 56pf. to 330pf.-4p. 10% 330pf. to 4700pf.-4p  
**Plate Ceramic 50V Wkg. Vertical Mounting.**  
 E12 22pf. to 1000pf. & E6 1K5pf. to 47Kpf.-2p  
**Miniature Polyester 250V Wkg. Vertical Mounting.**  
 .01, .015, .022, .033, .047, & .068 mfd.-4p  
 0.1-5p. 0.15 & 0.22-6p. 0.33 & 0.47-8p  
 0.68-11p. 1.0-15p. 1.5-20p. 2.2-22p

**ELECTROLYTIC. Wire Ended (Mfds/Volts).**

0.47/50 5p	22/25 6p	100/25 7p	470/25 11p
1.0/50 5p	22/50 6p	100/50 8p	470/40 10p
2.2/50 5p	47/16 6p	220/16 8p	1000/15 15p
4.7/50 5p	47/25 6p	220/25 8p	1000/25 15p
10/50 5p	47/50 6p	220/50 10p	1000/40 35p
22/16 6p	100/16 7p	470/16 11p	2200/16 20p

**TANTALUM BEAD SUBMINIATURE ELECTROLYTICS.**  
 0.1, 0.22, 0.47, 1.0, 2.2, 35V & 4.7 + 6.3V-14p  
 4.7/18V & 25V-15p. 10/16 & 22/6-20p. 10/25-29p  
 100/35V, 22/16V, 47/6.3V, 68/3V & 100/3V-30p  
 15/25, 22/25, 47/10-35p. 47/16-80p. 220/16-£1.20  
**Polystyrene 63V Wkg. E12 Series Long Axial Wires.**  
 10 pf. to 820 pf.-3p. 1000 pf. to 10,000pf.-4p

**TRANSISTORS.**

BC107/8/9 10p	BC182L 8p	BF197 10p
BC147/8/9 10p	BC184L 8p	BFY50/51/52 12p
BC157/8/9 10p	BC212L 8p	BFX88 25p
BC547/8/9/9C/7p	BCY70 15p	2N2926 7p
BC557/8/9/9C/7p	BF195 10p	2N3055 50p

8 Pin D.I.L. Ic's 741 Op/amp.-18p. 555 Timer-24p  
 Holders 8 Pin-9p. 14 Pin-12p. 16 Pin-14p. 18 Pin-16p. 28 Pin-25p. 40 Pin-30p.

**DIODES (p.i.v./amps).**

75/25mA 1N4148 2p	1250/1A BY127 10p
100/1A 1N4002 4p	400/3A 1N5404 14p
800/1A 1N4006 6p	60/1.5A S1M1 5p
1000/1A 1N4007 7p	30/150mA AAY32 12p

**ZENER DIODES.**  
 E24 Series 3V3 to 33V 400mW-8p. 1W-14p  
 L.E.D.'s 3 mm. & 5 mm. Red-10p. Green, Yellow-14p  
 Grommets for 3 mm.-13p. Holders for 5 mm.-2p

**FUSES. 20 mm. Glass. 100mA to 5A. 0.8-3p. A/S-5p**

**VOLTAGE REGULATORS.** 5V, 8V, 12V, 15V 100mA-35p  
 5V, 8V, 12V, 15V, 18V & 24V 0.5A-60p. 1A-65p

**PRESET POTENTIOMETERS**  
 50mW & 1/2W 100R to 1M0-7p.

**PAIRS BATTERY SNAPS PP3-5p. PP9-10p**

**THE C. R. SUPPLY CO.**  
 127, Chesterfield Road, Sheffield S8 0RN.  
 V.A.T. Inclusive Prices, Postage 15p  
 (FREE over £5.00)

# SMALL ADS

The prepaid rate for classified advertisements is 32 pence per word (minimum 12 words), box number 60p extra. Semi-display setting £10.70 per single column centimetre (minimum 2.5 cms). All cheques, postal orders etc., to be made payable to Practical Wireless and crossed "Lloyds Bank Ltd". Treasury notes should always be sent registered post. Advertisements, together with remittance should be sent to the Classified Advertisement Manager, Practical Wireless, Room 2337, IPC Magazines Limited, King's Reach Tower, Stamford St., London, SE1 9LS. (Telephone 01-261 5846).

## NOTICE TO READERS

*Whilst prices of goods shown in advertisements are correct at the time of closing for press, readers are advised to check with the advertiser both prices and availability of goods before ordering from non-current issues of the magazine.*

**BALLARD'S OF TUNBRIDGE WELLS** have moved to 54 Grosvenor Road, no lists. S.A.E. all enquiries phone Tunbridge Wells 31803.

**FREE COMPONENT GRAB BAGS.** Details, and Price list: SAE T.H.D. Electronics (Dept P.W.), 90 Longford, Yate, Bristol.

**THE VINTAGE WIRELESS COMPANY**  
 1920 to 1950

NOSTALGIA COLLECTING

Receivers, valves, components, service data, historical research books, magazines, repairs and restorations. A complete service for the collector and enthusiast of vintage radio.  
 S.a.e. with enquiries and for monthly newsheet.

**THE VINTAGE WIRELESS COMPANY, 64, Broad Street, Staple Hill, Bristol BS16 5NL. Tel. Bristol 565472.**

**P.W. CIRCUIT BOARDS.** Most Boards 1979 onwards eg Jan 79 Sandbanks £2.90. Aug 81 Microwave Transceiver £3.00. Urgent Orders. Telephone 0343-3227 (24 hours). We will send board and invoice you. Lists SAE please. H.T.E. Electronics, 50, Milnefield Avenue, Elgin, Morayshire.

**CRYSTALS MADE TO ORDER** within 6 weeks. 4-105MHz, wires or pins. £3.90 each inclusive. Hartley Crystals, Green Lane, Milford, Godalming, Surrey GU8 5BG.

**KWIKMAIL ELECTRONICS**

**FREE OFFER**

Super Bag. Containing 60 components incl. transistors, I.C.s, resistors, caps, diodes + our free catalogue containing thousands of items at unbeatable prices. Please send 45p P&P.

**Dept. PW, 195 Charlton Rd., London N9 8HL.**

**VHF CONVERTER** 45-220MHz, 28-30MHz tuneable IF £8. TVDX VHF-UHF converter. Receive VHF signals on UHF TV set £10.80. SAE Data, Lists, H. Cocks, Cripps Corner, Robertsbridge, Sussex. Tel: 058083-317.

**VALVES.** Radio, T.V., Industrial transmitting, despatched to all parts of the world by post, 6000 types in stock. Quotation S.A.E. Cox Radio (Sussex) Ltd., The Parade, East Wittering, Sussex. 2023 (024366).

**CRYSTALS** Brand new high-precision. You benefit from very large stocks held for industrial supplies. All normal freq standards, baud rates, MPU, and all magazine projects inc: HC33/U: 1-0, £3.75. 2.5625 MHz, £3.50. HC18/U: 4-0, 5-0, 6-0, 7-0, 8-0, 9-0, 10-0, 10-7, 12-0, 15-0, 16-0, 18-0, 20-0, 38-667 MHz, £3.35. Selected freqs stocked in Glider, Marine and 27 MHz bands. Any freq made to order in 8 weeks from £4.10. 2-3 week service available.

**FILTERS** Your best source for 6 and 8 pole and monolithics for AM, CW, SSB, FM, on 455 kHz, 1.6, 9.0, 10.7, 21.4 MHz, etc.  
 Prices inc. VAT and UK post. SAE lists.

**P. R. GOLLEGE ELECTRONICS**  
 G3EDW, Merriott, Somerset, TA16 5NS.  
 Tel: 0460 73718

**WE REPAIR/RESTORE** valve type communication receivers with a one year guarantee. For a free quote telephone Corby 61697. Vintage British Radio Components Co., 22 Thurso Walk, Corby, Northants.

**BOURNEMOUTH/BOSCOMBE.** Electronic components specialists for 33 years. Forresters (National Radio Supplies) late Holdenhurst Rd. now at 36, Ashley Rd., Boscombe. Tel. 302204. Closed Weds.

## Books and Publications

**WORLD RADIO TV HANDBOOK.** The world-famous guide to broadcasting schedules, indispensable for serious listeners - £10.49 or state Access/Visa number. Pointsea Research, 25 Westgate, North Berwick, East Lothian.

**UNIQUE T.V. REPAIR MANUALS** and other books. SAE brings newsletter, price lists, etc. AUS, P.W., 68, Montgomery Street, Larkhall, Lanarkshire ML9 2AD.

## Aerials

**COPPER AERIAL WIRE** 14swg hard drawn 70' £5.34. 140' £8.84 inc. VAT. Postage £1.75 T.M.P. Electronics, Supplies, Britannia Stores, Leeswood, Nr. Mold, N. Wales.

**G2DYM ANTI-INTERFERENCE ANTI-TVI TRAP DIPOLES TRANSMITTING & S.W.L. MODELS**

Data Sheets Large SAE. Aerial Guide 50p. Indoor and Invisible Aerials £3.50.  
 Callers welcome Tel: 03986-215  
**G2DYM, Uplowman, Tiverton, Devon.**

## Services

**OSCILLOSCOPE** repair and calibration. Quick service, competitive rates. W.I.R. Electronics 01-367-6816.

## Record Accessories

**STYLI** for Music Centres etc. Free list for S.A.E., includes other accessories. FELSTEAD ELECTRONICS, Longley Lane, Gatley, Cheshire SK8 4EE.

## Courses

**DATONG MORSE TUTOR** £5.75 for first month. Keep it longer if you like. Send £20 deposit (or Access/Visa number) to Pointsea Research, 25 Westgate, North Berwick, East Lothian.

**COURSES - RADIO AMATEURS EXAMINATION.** City and Guilds. Pass this important examination and obtain your licence, with any RRC Home Study Course. For details of this and other courses (GCE, professional examinations, etc.) write or phone - **THE RAPID RESULTS COLLEGE, DEPT JX1.** Tuition House, London SW19 4DS. Tel: 01-947 7272 (9am-5pm) or use our 24 hr Recordacall Service: 01-946 1102 quoting Dept. JX1.

## Situations Vacant

### AMATEUR RADIO SERVICE ENGINEER

We are looking for an experienced service engineer who is also an active licensed amateur for an expanding service department. There are excellent promotional prospects for a mature engineer.

For further details contact:  
 Mr F. B. Rendell at  
 Amateur Electronics UK Ltd.  
 021-327-1497/6313.

## Service Sheets

# G.T. TECHNICAL INFORMATION SERVICE

76 CHURCH ST., LARKHALL, LANARKS.

**Any published full size service sheet – still only £1 + s.a.e.**

Repair data your named T.V. £6.50 (with circuits £8.50)

Giant collections exploded diagrams of domestic equipment (many representative circuits) most leading manufacturers – 2 huge binders for £26.50 with free 1 year's updating service.

S.A.E. for free newsletter, price lists, any quotation, bargain offers, unique T.V. publications. 2 big catalogues list thousands service sheets/manuals plus £4 vouchers for £2 + large s.a.e. Complete British Colour TV circuits, etc. in 3 huge binders only £39.50.

Phone: 0698 883334 anytime. Callers 4-6 pm weekdays, Sat. 11-1.

**BELL'S TELEVISION SERVICES** for Service Sheets on Radio, TV etc. £1.25 plus S.A.E. Colour TV Service Manuals on request. S.A.E. with enquiries to B.T.S., 190 Kings Road, Harrogate, N. Yorkshire. Tel. (0423) 55885.

**SERVICE SHEETS**, Radio, TV etc., 10,000 models. Catalogue 25p, plus S.A.E. with orders, enquiries, TELRAY, 5 Henderson Street, Preston PR1 7XP.

**SERVICE SHEETS**, Radio, Television, Stereo, etc., from 50p. Catalogue 25p, S.A.E. with orders, enquiries, Hamiltons, 47 Bohemia Road, St. Leonards, Sussex.

### Wanted

**ELECTRONIC COMPONENTS PURCHASED.** All types considered – Must be new. Send detailed list – Offer by return – WALTONS, 55A Worcester Street, Wolverhampton.

**TWO ECLL80 VALVES.** Savage "Ronada", Margaret Road, Liverpool, L23 6TR.

### For Sale

**NEW BACK ISSUES OF "PRACTICAL WIRELESS"** available 90p each, post free. Cheque or uncrossed P/O returned if not in stock – BELL'S TELEVISION SERVICE, 190 Kings Road, Harrogate, N. Yorks. Tel. (0423) 55885.

**PRACTICAL WIRELESS 1971 to 1975** unbound. Offers to: G. Morgan, 2, Mill Lane, Gromscote, nr. Tonchester, Northants.

**GRUNDIG SATELLIT 3000 RECEIVER.** Excellent condition. £260. Phone Sittingbourne 73011 or 72774.

**EDDYSTON COMMUNICATION EC10** wireless 1.5-30 MCS 550-1500KC. Offers. Phone Burton-on-Trent. 221870.

**50Ω DUMMY LOAD RESISTORS.** Dissipates 250W oil immersed. £20. G. Loades, 30, Edmonton Road, Woodmoor, Stockport, Cheshire.

**SONY ICF-2001 RECEIVER** and Power Unit. One month old. Perfect. £135.00 inclusive. 0742-369116 (Sheffield).

**APPROX. 1000 COPIES WIRELESS WORLD,** Practical Wireless, also others from 1925, some bound. Offers complete collection.

### Personal

**CHRISTIAN SINGLES HOLIDAYS.** Weekend houseparties. Friendship contacts nationwide. C.F.F. Dept/B89, Edenthorpe, Doncaster.

### Miscellaneous

**UK AIRCRAFT FREQUENCIES LIST** including spot frequencies of airports, air traffic control services, weather reports, navigation beacons, etc. £1. **UK MARINE FREQUENCIES LIST** including spot frequencies of coast stations, (plus broadcast times) port operations, navigation beacons, etc. £1. **INTERNATIONAL DISTRESS FREQUENCIES CHART 75p.** prices include postage, same day despatch. PLH ELECTRONICS, 20, Vallis Road, Frome, Somerset. BA11 3EH.

### THE SCIENTIFIC WIRE COMPANY

PO Box 30, London E4  
Telephone 01 531 1568

#### ENAMELLED COPPER WIRE

SWG	1 lb	8 oz	4 oz	2 oz
8 to 29	2.76	1.50	0.80	0.60
30 to 34	3.20	1.80	0.90	0.70
35 to 39	3.40	2.00	1.10	0.80
40 to 43	4.75	2.60	2.00	1.42
44 to 47	5.90	3.40	2.39	2.00
48 to 49	15.96	9.58	6.38	3.69

#### SILVER PLATED COPPER WIRE

14 to 30	6.50	3.75	2.20	1.40
----------	------	------	------	------

#### TINNED COPPER WIRE

14 to 30	3.85	2.36	1.34	0.90
----------	------	------	------	------

Prices incl. P&P and VAT. Orders under £2 add 20p.

SAE for list of Copper/Resistance Wire.

Dealer enquiries welcome.

Reg. Office 22, Coningsby Gardens.

**CENTURION BURGLAR ALARM EQUIPMENT.** Send SAE for list or a cheque/P.O. for £11.50 for our special offer of a full sized signwritten bell cover, to: Centurion, Dept PW, 265 Wakefield Road, Huddersfield, W. Yorkshire. Access & Barclaycard. Telephone orders on 0484-35527.

**ELECTRONIC KITS.** Largest range of kits in the U.K. Everything from stroboscopic lights to transmitters, at unbeatable prices. Send S.A.E. for free catalogue to: Eastling Electronics (Kits), 64B, Hawthorne Road, Winton, Bournemouth.

**RADIO'S PRE AND POST WAR,** also valves English and American. Telephone Guiseley 77929.

**SUPERB INSTRUMENT CASES** by Bazelli, manufactured from P.V.C. Faced steel. Hundreds of people and industrial users are choosing the cases they require from our vast range. Competitive prices start at a low £1.05. Chassis punching facilities at very competitive prices. 400 models to choose from. Suppliers only to Industry and the Trade. BAZELLI, (Dept No. 25), St. Wilfrid's, Foundry Lane, Halton, Lancaster LA1 6LT.

**PARAPHYSICS JOURNAL** (Russian translations): Psychotronic generators, kirlianography, gravity lasers, telekinesis. Details: SAE 4 x 9", Paralab, Downton, Wilts.

### LOSING DX?

**UNDER QRM?** DIG it OUT with a Tunable Audio Notch Filter, between your receiver and speaker, BOOST your DX/QRM ratio, 40dB notch, bypassed when off, hear WEAK DX, £13.80.

**V.L.F.7 EXPLORE 10-150KHz.** Receiver £16.50. **TIME WRONG? MSF CLOCK** is ALWAYS CORRECT – never gains or loses, SELF SETTING at switch-on, 8 digits show Date, Hours, Minutes and Seconds, auto GMT/BST and leap year, also parallel BCD output for computer etc, receives Rugby 60KHz atomic time signals, built-in antenna, 1000Km range, GET the TIME RIGHT, only £62.80.

Each fun-to-build kit includes all parts, printed circuit, case, instructions, postage etc, money back assurance so GET yours NOW.

**CAMBRIDGE KITS,** 45(PA), Old School Lane, Milton, Cambridge.

**ALUMINIUM TUBES FOR AERIALS.** Various sizes available. Nerva Metals. 01-904 4647.

**QUALITY PERSONAL CALLSIGN TIES.** Callsign, off white 3 mm symbols on navy, wine or green background. Minimum order is two ties on same background, £9.70 the pair incl. 5/6 weeks delivery, CWO to: Garrison Radio, Catterick Garrison, N. Yorks. DL9 3JD. Tel: 0748-833311.

**WAVEGUIDE, FLANGES & DISHES.** All standard sizes & alloys stock. Special sizes to order. Call Earth Stations. 01-228 7876. 22, Howie Street, London SW11 4AR.

**BURGLAR ALARM EQUIPMENT.** Ring Bradford (0274) 308920 for our catalogue or call at our large show-rooms opposite Odsal Stadium.

### MORSE CODE TUITION AIDS

Cassette A: 1-12 w.p.m. for amateur radio examination. Cassette B: 12-25 w.p.m. for professional examination preparation. Each cassette is type C90. Morse Key and Buzzer unit for sending practice. Price each Cassette (including booklets) £4.75. Morse Key and Buzzer £4.75. Prices include postage etc. Overseas Airmail £1.50 extra. **MHEL ELECTRONICS (Dept 2), 12 Longshore Way, Milton, Portsmouth PO4 8LS.**

**Q.S.L. CARDS** £5.00 per 100 C.W.O. Stamp for samples. Worsley Press, 42, Lancaster Road, Marsh Green, Wigan, Lancs.

**PRE-PACKED.** Screws, nuts, washer, solder tags studding. Send for price list. A I Sales (PW), P.O. Box 402, London SW6 6LU.

### ORDER FORM PLEASE WRITE IN BLOCK CAPITALS

Please insert the advertisement below in the next available issue of Practical Electronics for.....

insertions. I enclose Cheque/P.O. for £.....

(Cheques and Postal Orders should be crossed Lloyds Bank Ltd. and made payable to Practical Electronics).


NAME.....

ADDRESS.....

Send to: Classified Advertisement Manager

**PRACTICAL WIRELESS**

Classified Advertisements Dept., Room 2337

King's Reach Tower, Stamford Street,

London SE1 9LS.

Telephone 01-261 5846

Rate:

32p per word, minimum 12 words. Box No. 60p extra.

Company registered in England. Registered No. 53626. Registered Office: King's Reach Tower, Stamford Street, London SE1 9LS.

# WATFORD ELECTRONICS

33/35, CARDIFF ROAD, WATFORD, HERTS, ENGLAND  
TEL. WATFORD (0923) 40588. TELEX 8956095

ALL DEVICES BRAND NEW. FULL SPEC. AND FULLY GUARANTEED. ORDERS DESPATCHED BY RETURN OF POST. TERMS OF BUSINESS: CASH/CHEQUE/P.O. OR BANKERS DRAFT WITH ORDER. GOVERNMENT AND EDUCATIONAL INSTITUTIONS OFFICIAL ORDERS ACCEPTED (TELEPHONE ORDERS BY ACCESS NOW ACCEPTED - Minimum £10.00 please). TRADE AND EXPORT INQUIRY WELCOME. P & P ADD 50p TO ALL ORDERS UNDER £10.00. (excluding VAT). OVERSEAS ORDERS POSTAGE AT COST.

**VAT** Export orders no VAT. Applicable to U.K. Customers only. Unless stated otherwise, all prices are exclusive of VAT. Please add 15% to the total cost including p & p.

We stock many more items. It pays to visit us. We are situated behind Watford Football Ground. Nearest Underground/Br. Rail Station: Watford High Street. Open Monday to Saturday 9 a.m.-6 p.m. Ample Free Car Parking space available.

**POLYESTER RADIAL LEAD CAPACITORS: 250V;**  
10n, 15n, 22n, 27n 6p; 33n, 47n, 68n, 100n 7p; 150n, 220n 10p; 330n, 470n 13p; 680n 19p; 1µ 23p; 10µ 40p; 2µ 46p.

**ELECTROLYTIC CAPACITORS (Values in µF): 50V:**  
1.0, 1.5, 2.2, 3.3, 8p; 4.7 9p; 6.8, 10, 10p; 15, 22 12p; 33 15p; 47 12p; 100 19p; 1000 70p; 50V: 47 12p; 68 20p; 220 24p; 470 22p; 2200 90p; 40V: 4.7, 15, 22, 9p; 3300 90p; 470 120p; 25V: 1.5, 5, 6, 10, 22 8p; 33 9p; 47 8p; 100 11p; 150 12p; 220 15p; 330 22p; 470 25p; 680, 1000 34p; 2200 50p; 3300 76p; 4700 52p; 16V: 40, 47, 100 9p; 125 12p; 220 13p; 470 20p; 680 34p; 1000 27p; 1500 31p; 2200 36p; 3300 74p; 4700 79p.

**TANTALUM BEAD CAPACITORS:**  
35V: 0.1µ, 0.22, 0.33 15p; 0.47, 0.68, 1.0, 1.5 16p; 2.2, 3.3 18p; 4.7, 6.8 22p; 10 28p; 15V: 2.2, 3.3 16p; 4.7, 6.8, 10 18p; 15 26p; 22 30p; 33, 47, 40p; 100 75p; 220 88p; 10V: 15, 22 46p; 33, 47 35p; 50 50p.

**POLYESTER (MYLAR) CAPACITORS:**  
100V: 1nF, 2n, 4n, 4n7, 10n 6p; 15nF, 22n, 30n, 40, 47 7p; 56, 100n, 200 9p; 50V: 470nF 12p.

**CERAMIC CAPACITORS 50V**  
Range: 0.5pF to 10nF  
15nF, 22nF, 33nF, 47nF 5p 100nF 7p

**POLYSTYRENE CAPACITORS**  
10pF to 1nF. 8p 1.5nF to 12nF, 10p.

**RESISTORS**—5% carbon, High Stab. Miniature, Low Noise.  
Range Val. 1-99 100+  
0.25W 202-4M7 E24 2p 1p  
0.5W 202-5M1 E12 2p 1p  
1W 202-10M E12 5p 3p  
2% Metal Film 100-1M E24 4p 4p  
1% 0.5W 510-1M E24 10p 8p  
N.B. 100+ price applies to Resistors of each type not valued.

**VEROBOARDS: 0.1"**  
Clad Plain "DIP Board 150p  
"VPO Board 330p  
"Ver Strip 144p  
2x 3x3 73p 52p  
2x 5 83p  
3x 3 83p  
3x 5 95p 79p  
3x 17 328p 211p  
4x 17 426p  
Pkt of 100 pins 50p  
Spot face cutter 118p  
Pin insertion tool 162p

**COPPER CLAD BOARDS**  
Fibre Single- Double- SRBP  
Glass-sided 9.5"x8.5"  
6"x6" 90p 110p 95p  
6"x12" 150p 200p

**FERRIC CHLORIDE**  
1 lb 195p + 50p p&p

**SOLDERCON PINS**  
100 pins 60p; 500 pins 325p

**DIL SOCKETS**  
Low Wire profile wrap  
8 pin 8p 25p  
14 pin 10p 35p  
16 pin 10p 42p  
18 pin 16p 52p  
20 pin 22p 60p  
22 pin 25p 70p  
24 pin 25p 70p  
28 pin 28p 80p  
36 pin 105p  
40 pin 30p 99p

**DENCO COILS**  
Dual Purpose "DP" Valve Type  
Valve Type 1-5 Bl. Yl. 122p  
6-7 B. Y. R. 110p  
1-5 Green 150p  
T-type (Transistor Tuning). 1FT 18/465  
1FT 18/165  
1FT 18/165  
1FT 18/165  
1FT 18/165

**JACKSONS VARIABLE CAPS.**  
Dielectric 220p  
100/300pF 250p  
500pF 250p  
0.1 Ball Drive 4511/DAF  
Drive Dial Drive 4103  
61/36:1 775p  
Drum 54mm 89p  
0-1.365pF 350p  
0-2.365pF 435p  
0-2.650pF 650p

**TRANSISTORS**

AC125	35	BD140	40	OC170/1	85	2N3771	179	LS15	15	LS221	60	VOLTAGE REGULATORS
AC126/7	25	BD144/5	198	OC200	85	2N3772	195	LS20	15	LS240	96	1A +ve 5V, 12V
AC128	25	BD205	110	PIP29	34	2N3773	270	LS21	15	LS241	96	1A -ve 5V, 12V
AC14/2	30	BD214	115	PIP29A	36	2N3819	22	LS22	15	LS242	85	100mA -ve 55p
AC176	28	BD245	45	PIP29B	56	2N3820	45	LS26	17	LS243	85	100mA -ve 55p
AC176	28	BD378	55	PIP29C	60	2N3822/3	65	LS27	17	LS244	80	100mA -ve 65p
ACY1/7/8	55	BD434	55	PIP29D	43	2N3823	45	LS28	20	LS245	118	6.0, 8.12, 15V 30p
ACY19/20	75	B0517	75	PIP30C	58	2N3903/4	18	LS30	20	LS246	40	100mA -ve 65p
ACY21/22	75	BD695A	99	PIP31A	45	2N3905/6	15	LS32	15	LS248	65	100mA -ve 65p
ACY28	75	BD696A	99	PIP32A	55	2N4037	40	LS33	16	LS249	68	LM3309K 135p
AD149	79	BDY56	180	PIP32A	48	2N4058	10	LS37	16	LS251	40	LM3233K 63p
AF16/2	42	BF115	35	PIP32C	60	2N4061/2	10	LS38	16	LS253	40	LM723 33p
AF16/7	42	BF167	35	PIP32D	65	2N4152	10	LS40	16	LS254	48	LM7400 35p
AF118	95	BF180	38	PIP33C	78	2N4859	78	LS42	34	LS256	40	78H05 530p
AF139	40	BF194/5	12	PIP34A	74	2N4871	55	LS47	40	LS259	85	78HG05 650p
AF178	75	BF196/7	12	PIP34C	88	2N5172	18	LS48	80	LS261	195	78A62 850p
AF239	78	BF198/9	16	PIP35A	180	2N5179	45	LS49	60	LS262	25	
AF270	10	BF200	30	PIP35B	185	2N5179	45	LS51	15	LS273	90	
BC107B	12	BF224	24	PIP36A	170	2N5305	24	LS54	15	LS279	290	
BC108	10	BF244	30	PIP36C	199	2N5457	36	LS55	30	LS279	88	BRIDGE
BC108B	12	BF244B	30	PIP41A	55	2N5485	36	LS63	150	LS280	150	1A/50V
BC108C	12	BF256	35	PIP41B	68	2N5642	750	LS73	25	LS283	45	1A/100V
BC109	10	BF257/8	32	PIP42A	60	2N5777	45	LS74	25	LS290	57	1A/400V
BC109B	12	BF259	35	PIP42B	75	2N5777	45	LS75	25	LS293	46	2A/50V
BC109C	12	BF276	42	PIP210	90	2SC495	70	LS76	28	LS295	215	2A/400V
BC140	30	BF334	40	PIP121	99	2SC496	70	LS78	24	LS298	130	1A/100V
BC141/2	30	BF451	35	PIP142	120	2SC1096	85	LS83	50	LS299	420	6A/100V
BC143	30	BF594	30	PIP147	120	2SC1173	125	LS85	70	LS300	175	6A/400V
BC147	9	BF639	39	PIP295S	60	2SC1306	150	LS86	38	LS302	175	10A/200V
BC147B	9	BF639	39	PIP295S	60	2SC1307	220	LS90	35	LS320	270	10A/600V
BC148	9	BF647/41	23	PIP295S	60	2SC1307	220	LS90	35	LS320	270	10A/600V
BC148B	10	BF729	23	PIP295S	60	2SC1307	220	LS90	35	LS320	270	25A/200V
BC148C	10	BF729	23	PIP295S	60	2SC1307	220	LS90	35	LS320	270	1A/500V
BC149	9	BF799	105	TIS90	30	2SC1945	225	LS95	45	LS326	320	BY164 56
BC149C	10	BF799/28	105	TIS91	32	2SC1953	90	LS96	120	LS327	315	VM18 DL 55
BC150	27	BF856/6	28	ZTX107	11	2SC1967	90	LS107	43	LS347	190	
BC151/7	10	BF857	28	ZTX109	160	2SC1969	198	LS109	30	LS348	150	
BC159	11	BF951/2	23	ZTX300	13	2SC2028	85	LS112	30	LS365	150	SCRs
BC160	45	BF956	32	ZTX301/2	16	2SC2029	180	LS113	40	LS366	37	1A/200V
BC167/8	10	BF964	35	ZTX303	25	2SC2078	155	LS114	15	LS367	37	5A/100V
BC168C	10	BF981	120	ZTX304	17	2SC2091	85	LS122	42	LS368	90	5A/400V
BC169	10	BF981	120	ZTX304	17	2SC2091	85	LS122	42	LS368	90	5A/600V
BC170	15	BSX20	20	ZTX326	30	2SC2166	165	LS125	105	LS374	75	8A/300V
BC172/3	11	BSY9A	25	ZTX341	30	2SC1679	190	LS125	30	LS375	85	8A/300V
BC177/8	20	BU105	170	ZTX500	14	2N6027	32	LS126	30	LS377	90	12A/400V
BC179/81	20	BU205	190	ZTX501/2	15	3N128	112	LS132	45	LS378	69	12A/800V
BC182/3	10	BU208	200	ZTX503	18	3N140	112	LS133	35	LS379	65	BT106 150
BC182L	10	BU208	200	ZTX504	25	4013	125	LS136	28	LS384	250	BT116 180
BC183L	10	BU208	200	ZTX505	25	4013	125	LS136	28	LS384	250	C106D 38
BC184L	10	MJ491	175	2N697	23	40316	85	LS139	39	LS395	199	TIC44 24
BC187	26	MJ2955	90	2N698	40	40361	50	LS153	39	LS398	275	2N4444 130
BC212	10	MJ304	54	2N699	48	40362	50	LS155	39	LS399	220	
BC212L	10	MJ307	100	2N709A	19	40411	280	LS157	39	LS445	140	
BC213	10	MJ210	100	2N709	19	40411	280	LS157	39	LS445	140	
BC213L	10	MJ210	100	2N709	19	40411	280	LS157	39	LS445	140	
BC214	10	MJ2055	99	2N918	35	40467	95	LS158	36	LS160	41	3A/100V
BC214L	10	MJ2055	99	2N918	35	40467	95	LS158	36	LS160	41	3A/400V
BC214L	10	MJ2055	99	2N918	35	40467	95	LS158	36	LS160	41	3A/800V
BC236	10	MPF103	66	2N1304/5	65	40595	98	LS162	41	LS670	175	8A/100V
BC237	10	MPF105	66	2N1304/5	65	40595	98	LS162	41	LS670	175	8A/800V
BC307B	15	MPF106	66	2N2219A	28	40673	95	LS163	41	LS674	550	8A/800V
BC308B	16	MPSA05	25	2N2220A	26			LS165	145	LS674	750	12A/100V
BC327	15	MPSA06	25	2N2221A	25			LS166	85	LS674	750	12A/800V
BC338	15	MPSA12	32	2N2222A	25			LS170	170	LS674	750	12A/800V
BC441	34	MPSA55	30	2N2369A	26	LS01	12	LS173	72	LS714	72	16A/400V
BC459	14	MJ2708	56	2N3646	45	LS00	12	LS174	72	LS715	72	16A/800V
BC477	40	MPSA70	25	2N2904/5	28	LS01	12	LS175	65	LS716	65	25A/800V
BC516/7	40	MPSU06	55	2N2906/7	26	LS02	14	LS183	275	LS718	240	25A/200V
BC547/8	14	OC28	130	2N2926G	10	LS03	14	LS183	275	LS719	240	30A/400V
BC549	14	OC35	125	2N3053	26	LS04	15	LS190	58	LS743	120	T2800D 120
BC557/8	15	OC36	120	2N3054	58	LS05	15	LS191	58	LS743	120	
BC570	15	OC41/2	120	2N3055	48	LS06	15	LS192	58	LS743	120	
BCY70	16	OC42	120	2N3055	48	LS07	15	LS193	58	LS743	120	
BCY71/2	20	OC44	120	2N3663	15	LS08	15	LS194	40	LS743	120	
BD131/2	48	OC45	40	2N3702/3	10	LS10	15	LS195	40	LS743	120	
BD133	60	OC70/71	40	2N3704/5	10	LS11	15	LS196	58	LS743	120	
BD135	45	OC74/76	50	2N3706/7	10	LS12	15	LS197	85	LS743	120	
BD136/7	45	OC81/82	50	2N3708/9	10	LS13	15	LS200	345	LS743	120	
BD138/9	45	OC83/4	50	2N3710/1	10	LS14	48	LS202	345	LS743	120	

**ULTRASONIC TRANSDUCERS**  
395p pair.

**POTENTIOMETERS:** Carbon Track  
0.25W log & Linear Valves.  
470K, 680K, 1K, 2K (Lin only) Single 29p  
5K to 2M Single gang 79p  
5K to 2M Single with D/P switch 28p  
5K to 2M Dual gang 88p  
1W Wirewound 50Ω-20K 115p

**SLIDER POTENTIOMETERS**  
Range: 0.5pF to 10nF  
5K 500K Dual gang 70p  
10K 500K Single gang 110p  
Self-Strip graduated Alum. Bezels 40p

**PRESET POTENTIOMETERS**  
0.1W 50Ω-2M Mini. Vert. & Horiz. 7p  
Range: 0.5pF to 10nF. larger 10p  
0.25W 250Ω-4.7M Vert. 10p

**OPTO ELECTRONICS**  
LEDs plus clip 3 3/4 Digit LCD 550  
TL1209 Red 13 4 Digit LCD 750  
TL1211 Grn 14 OGP71 120  
TL1212 Yel 18 ORP12 70  
2" Red 14 2N5777 85  
2" Green or Yellow 18 (Infra Red Emitter)  
Rectangular LED's LD271 46



# J. BIRKETT

(Partners: J. H. Birkett, J. L. Birkett)  
Radio Component Suppliers  
25 The Strait, Lincoln. LN2 1 JF  
Telephone: 20767

**SPECIAL MICROPHONE INSERTS, SUB-MINIATURE ELECTRET** £1.50, KNOWES MAGNETIC 300 ohm £50p, Magnetic 1000 ohm £50p, CRYSTAL TYPE £50p.  
**ITT PMT-2R CAPACITORS** 1uf 400 V.V. £ 6 for 15p.  
**ERG WIRE WOUND RESISTORS** 2.5 watt 4.7 ohm £ 3 for 18p.  
**14 PIN DIL 741 OP-AMPS** £ 4 for 50p.  
**CMOS CD 4022 OCTAL COUNTER DIVIDER** £ 40p.  
**P.C. MOUNTING HEAT SINKS** T066 Type £ 15p, T05 Type £ 20p.  
**2 POLE 3 WAY MINIATURE LEVER SWITCH** £ 60p each.  
**MINIATURE TANTALUM BEAD CAPACITORS** 1uf 35v.w. £ 33uf 35v.w. 2.2uf 35v.w. 4.7uf 16v.w. 4.7uf 35v.w. 6.8uf 35v.w. 10uf 10v.w. 10uf 25v.w. All at 10p each. 15uf 25v.w. £ 15p, 22uf 25v.w. £ 25p, 33uf 10v.w. £ 25p, 47uf 10v.w. £ 30p, 100uf 20v.w. £ 40p, 330uf 3v.w. £ 20p, 470uf 6v.w. £ 20p.  
**NEWMARKET GERMANIUM TRANSISTORS** NKT 124, NKT 125, NKT 210, NKT 211, NKT 213, NKT 214, NKT 215, NKT 216, NKT 222, NKT 238, NKT 240, NKT 241, NKT 245, NKT 262, NKT 264, NKT 271, NKT 272, NKT 274, NKT 278, NKT 713, NKT 736, NKT 781. All at 25p each.  
**CLOSE TOLERANCE CAPACITORS** 0.1uf 63v.w. 1%, .033uf 63v.w. 1%. Both 10p each.  
**CRYSTAL FILTERS** 10.7MHz B.W. £ 7.5KHz £ 5 each.  
**DIFFERENTIAL 10 x 10pf TRIMMERS** at 20p each.  
**PLASTIC TRANSISTORS** BC 543 or BC 549 at 10p, 6 for 50p.  
**CMOS 1204 x 4 RAM TYPE 6514/5** with data £ 1.60.  
**SILICONEX ANALOG SWITCH DG182BA** with data £ 1.30.  
**VARIABLE CAPACITORS** 5pf £ 60p, 10+10+10pf £ 75p, 250+250pf (500pf) £ 85p. WITH S.M. DRIVE 250+250+20+20+20pf £ 75p.  
**SEMI-AIRSPACED TRIMMERS** 4pf, 10pf, 20pf, 60pf. All 15p each.  
**CERAMIC TRIMMERS** 2.5 to 6pf, 3 to 10pf, 4 to 20pf, 7 to 35pf, 10 to 40pf, 10 to 60pf. All at 15p each.  
**VHF FETS** U304 at 30p, BF 256C at 4 for 75p.  
**TRANSMIT-RECEIVE SWITCHING P.I.N. DIODES**, 1 Amp RMS With circuits at 40p each.  
**2 GHz STRIPLINE NPN TRANSISTORS** at £1 each.  
**VARIABLE CAPACITORS** 5pf £ 60p, 10+10+10pf £ 75p, 250+250pf (500pf) £ 85p, 300+200pf £ 85p. With S.M. Drive 250+250+20+20+20pf £ 75p, SUB-MIN. 25+25+25pf £ 1.  
**EDDYSTONE TRANSMITTING VARIABLE** 30+30pf (60pf) £ 2.20.  
**MINIATURE CERAMIC TAG STRIPS** 12 Way £ 15p, 21 Way £ 20p.  
**FERRITE BEADS** FX 1115 £ 15p doz, 3/4" Long Type 6 for 10p.  
**8 DIGIT 600 MHz FREQUENCY COUNTER** Price £108.



**DUAL GATE MOS FETS LIKE 40673** at 33p, 4 for £1.10.  
**SUB-MINIATURE DISCS EMCAP** 0.1uf 100v.w. at 5p each.  
**X BAND GUNN DIODES** with data £1.65 each.  
**TRIACS** 200 PIV 800 mA £ 20p, 100 PIV 2 Amp £ 25p.  
**FERRANTI TRANSISTORS** ZTX 108 or ZTX 213. Both £ 6 for 50p.  
Please add 30p for post and packing. Orders over £3 post free.

# ELECTROVALUE

Popular components from "CATALOGUE 82", all prime stock, no seconds or fall-outs. Buy in quantity for even better value.

## COMPONENT PACKS

**CP1 100 ceramic capacitors** from 1-8p to .1u. The selection is determined by the popularity of different values. £4.20.

**Resistor Decade Pack** 1/3W, 5% tolerance; each pack 100 items, selection determined by relative popularity of each value: Price £1.50 each pack.

**RD: 1R-8RT; RD2: 10R-82R; RD3: 100R-820R; RD4: 1K-82K; RD5: 10K-82K; RD6: 100K-82K; RD7: 1M-10-10M. £1.50 each Decade Pack.**

## SEMICONDUCTOR PACKS

**LD30A red LED's** (2.9mm): 25 for £1.57.

**LD41A red LED's** (5mm): 25 for £1.57.

**1N4148 diodes**: 25 for 68p.

**1N4007** (1000V, 1A) diodes: 25 for £1.30.

**1N5402** (200V, 3A) diodes: 25 for £2.80.

**BC107/BC109**: 25 for £2.97.

**BC182/182L/183/183L/184/184L**: 25 for £2.00.

**BC212/212L/213/213L/214/214L**: 25 for £2.00.

Other popular items: unit prices.

VOLTAGE REGULATORS	BD139	30p
7805/12/15/24:	BD140	32p
7905/12/15/24:	TIP41A	45p
78L05/12/15/24:	TIP42A	45p
79L05/12/15/24:	TIP2955	64p
723 (14 pin):	TIP3055	64p
	2N3819	22p
	2N3055	70p

## SPECIAL OFFER

25 x 4116 (300ns) £20.00 only.

Please mention this journal when ordering or writing.

**ELECTROVALUE LTD. DEPT. PW182** 28 St. Judes Road, Englefield Green, Egham, Surrey TW20 0HB.  
Phone Egham 33603 (STD 0784 - London 87). Telex 2644475  
Northern Branch (Personal Shoppers only) 680 Burnage Lane, Burnage, Manchester M19 1NA. Phone (061) 432 4945.

## CATALOGUE 82

**ESSENTIAL READING FOR THE Electronics Enthusiast Computing Freak Equipment Manufacturer**

**PACKED WITH INFORMATION ON MORE THAN 6,000 STOCK ITEMS:**

Active and Passive Components Boxes, Cases, Computer Housings, Knobs, Pots, Switches, Relays, Everything from R's and C's to Computing Systems.

**ALL ITEMS BRAND NEW AND GUARANTEED SPEEDY MAIL ORDER SERVICE**

No P/P charges on U.K. C.W.D. orders over £5.75 inc. V.A.T. (add 40p handling charge if under)

When ordering please add 15% V.A.T. to total value of all orders. Shop Hours: 9-5.30. Saturdays: 9-1 pm.

To obtain your copy of CATALOGUE 82 Send 70p, post free includes 70p voucher to be reclaimed against orders valued £10.00 or over.

# INDEX TO ADVERTISERS

A.H. Supplies	80	Lee Electronics	69
A.J.H. Electronics	83	Leeds Amateur Radio	18
Allen, George	8	Leeds Amateur Radio Modules	16
Allwold Engineering	14	Lexton Harvey	75
Amateur Electronics	29	Lowe Electronics	2, 3
Amateur Electronics (U.K.) Ltd.	84	M.H. Electronics	85
Amateur Radio Exchange	9	M & B Radio	70
Ambit International	78	Maplin Electronic Supplies	Cover 4
Amcomm Services	23	Marco Trading	81
Anglia Components	4	Microwave Modules	82
Antex Electronics	Cover 3	Minister Instruments Ltd.	38
Auto Marine Development Company	12	Modular Electronics	79
Bamber Electronics	83	Monolith Electronics	80
Barrie Electronics Ltd.	8	Northern Communications	52
Bedford Audio	87	Omenex	79
Bi-Pak	17	P.M. Components Ltd.	24
Birkett J.	87	Packer Electronics	16
Bredhurst Electronics	Cover 2	Partridge	24
British National Radio & Electronics School	79, 82	Photo Acoustics Ltd.	64
Bull, J.	80	Powell T.	14
C.H.J.	16	Plymouth Telecom (Radiofon)	30
C.R. Supply	84	Progressive Radio	52
C.Q. Centre	14	R.S.T. Valve Mail Order	78
Cambridge Kits	85	Radio Component Specialists	88
Catronics	70	Radio Shack	30
Chordgate Ltd.	18	Sinclair Research Ltd.	76, 77
Colomur Electronics Ltd.	81	Scientific Wire Co. Ltd.	85
Crimson Components Ltd.	88	South Midlands Communications Ltd.	10, 11
Datong Electronics	70	Stephens-James Ltd.	52
Electrovalue Ltd.	87	Tandy Corporation (UK) Ltd.	15
Electronic Mail Order Ltd.	82	Technomatic Ltd.	83
Garex Electronics	64	Tempus	16
Gemini Communications	70	Thanet Electronics	6, 7, 30
Golledge Electronics	84	V & F Smallcraft Ltd.	4
G.T. Technical Information Service	85	Vintage Wireless Co.	84
G2 Dym Aerials & Projects	84	Waters & Stanton	5
Greens Telecom	52	Watford Electronics	86
H.A.C. Shortwave	88	Western Electronics	51
Henry's Radio	12	Williams A.R.	8
Hart Electronics	88	Wilmslow Audio	4
Holdings	18	Wood & Douglas	24
Home Radio Components	12	World Radio T.V. Handbook	13
Intel Electronic Components	81	Zycomm Electronics	63
I.C.S. Intertext	4		
I.L.P. Electronics	12		
Kwikmail Electronics	84		

# H A L B A R

**AMATEUR AERIALS DESIGNED BY AMATEURS - BUILT BY PROFESSIONALS!**

2 Metres		Carr.
STRAIGHT 5 YAGI		
10dBi gain	10.70	2.00
FOLDI version for hill stations	13.00	1.75
TWIN vertical omni 5dBi	14.95	2.00
HALO for mobile SSB (with mast)	5.00	1.50
QUAD 4 11dBi 33" turning circle	16.10	4.50
QUAD 6 13dBi 52" turning circle	23.00	4.50
70 cms		
LINEAR 5 10dBi gain	7.50	1.50
LOG PERIODIC 24 element 14dBi	15.00	2.50
Suction mast steadyers for rallies etc.	(pair)	4.50 0.75

All aerials include mounting bracket

**MAIN DEALERS FOR:**  
YAESU, FDK, STANDARD, BANTEX, JAYBEAM, M/M, R80B PUBLICATIONS ETC.

0234 854133  
**BEDFORD AUDIO-COMM**

**76 BEDFORD ROAD, KEMPSTON, BEDS**

CREDIT SALE. ACCESS. BARCLAYCARD. CREDITCHARGE.

## BAKER LOUDSPEAKERS "SPECIAL PRICES" POST £2

Model	Ohms	Inch	Watts	Type	Price
Major	4, 8, 16	12	30	Hi-Fi	£14
Deluxe Mk II	8	12	15	Hi-Fi	£14
Superb	8, 16	12	30	Hi-Fi	£24
Auditorium	8, 16	12	45	Hi-Fi	£22
Auditorium	8, 16	15	60	Hi-Fi	£34
Group 45	4, 8, 16	12	45	PA	£14
Group 75	4, 8, 16	12	75	PA	£22
Group 100	8, 16	12	100	PA	£24
Group 100	8, 16	15	100	PA	£32
Disco 100	8, 16	12	100	Disco	£24
Disco 100	8, 16	15	100	Disco	£34

**DE-LUXE DISCO MIXER.** 240V, 4 stereo channels, 2 magnetic, 2 ceramic/tape, 1 mono mix channel, twin v.u. meters, headphone monitor outlet, slider controls, suitable for panel or desk mounting, attractive grained aluminium fascia, silver knobs. £40. Post £1.

**2 CHANNEL STEREO MIXER.** 9 volt operated £9.50 p&p 85p.

**MINI MODULE LOUDSPEAKER KIT**  
R.C.S. 15 x 8 1/2 in. 3-way Loudspeaker Baffle, 5in. Bass, 5in. Middle, 3in. Tweeter; 3-way Crossover & Ready Cut Baffle. Full assembly instructions supplied. Response 60 to 20,000 c.p.s. 12 watt RMS 8 ohms £10 per kit. Two kits **£18.50**. Suitable Bookshelf Cabinet **£10.50** each. Post £2.

**GARRARD 6-200 SINGLE PLAYER DECK**  
Brushed Aluminium Arm with stereo ceramic cartridge and Diamond Stylus, 3-speeds. Manual and Auto Stop/Start. Large Metal Turntable. £22. Post £2.  
Cueing Device and Pause Control.

**METAL PLINTH CUT FOR GARRARD**  
Size: 16 x 14 x 3in. £3.00. Silver or Black finish. Post £2.

**ISKRA SINGLE RECORD PLAYER** £8  
Fitted with auto stop stereo cartridge. Baseplate. Size 11 x 8 1/2 in. Turntable size 7in. diameter. a.c. mains 240V 3 speed plays all size records. Post £1.

**B.S.R. SINGLE PLAYER P170/2** £20.00  
3-speeds 11in. aluminium turntable. "slim" arm, cueing device, stereo ceramic cartridge, silver trim, bias compensator, adjustable stylus pressure, plays all records, spring suspension, 240V AC. Post £2.

**B.S.R. DE-LUXE AUTOCHANGER** £20  
with stereo cartridge, plays all size records. Post £2

**WOODEN PLINTHS CUT FOR B.S.R.** £3  
Size: 15 x 15 x 3in. Teak effect. Post £2.

**DECCA-GARRARD B.S.R. TEAK PLINTH** 18 1/2 x 14 1/2 x 4in.  
Space for small amplifier. Special price **£5.95** post paid.  
Large Motor Board can be re-cut for transcription decks etc.

**TINTED PLASTIC COVERS POST** £2  
Sizes: 14 1/2 x 12 1/2 x 3in. £5. 17 1/2 x 9 1/2 x 3 1/2 in. £3. 14 x 13 x 3 1/2 in. £5. 18 x 12 1/2 x 3in. £6. 16 1/2 x 13 x 4in. £6.

**R.C.S. LOW VOLTAGE STABILISED POWER PACK KITS** £2.95 Post 65p  
All parts and instructions with Zener diode printed circuit, mains transformer 240V a.c. Output 6 or 7 1/2 or 9 or 12V d.c. up to 100mA or less. Please state voltage required.

**PP BATTERY ELIMINATOR BRITISH**  
Mains stabilized power-pack 9 volt 400mA max. with overload cut out. Size 5 x 3 1/2 x 2 1/2 in. £4.50. Post 50p.  
Switched 3; 6; 7 1/2; 9 volt 400mA. Stabilized. £7.50. Post £1.

### MAINS TRANSFORMERS

Model	Price	Post
250-0-250V 70mA 6-3V 2A	£4.50	£2
250-0-250 80mA 6-3V, 3-5A, 6-3V 1A	£5.00	£2
350-0-350V 250mA 6-3V 6 amp.	£14.50	£2
300-0-300 120mA 2 x 6-3V 2A C.T.; 6-3V 2A	£10.00	£2
220V 45mA, 6-3V 2A	£2.50	£1
250V 60mA, 6-3V 2A	£2.75	£1

**GENERAL PURPOSE LOW VOLTAGE**  
2A, 3, 4, 5, 6, 8, 9, 10, 12, 15, 18, 24 and 30V £6.00 £2  
1A, 6, 8, 10, 12, 15, 18, 20, 24, 30, 36, 40, 48, 60 £6.00 £2  
2A, 6, 8, 10, 12, 15, 18, 20, 24, 30, 36, 40, 48, 60 £9.50 £2  
3A, 6, 8, 10, 12, 15, 18, 20, 24, 30, 36, 40, 48, 60 £12.50 £2  
5A, 6, 8, 10, 12, 15, 18, 20, 24, 30, 36, 40, 48, 60 £18.00 £2

**TORODIAL 30-0-30V 4A - 20-0-20V 5A** £10. £2.

Model	Price	Post
5, 8, 10, 16V, 1A	£2.50	£1
12V 300mA	£1.50	80p
10-0-10V 2A	£3.00	£1
12-0-12V 2A	£3.50	£1
20-0-20V 1A	£3.50	£1
30-0-30V 6A	£11.00	£2
15-0-15V 2A	£3.75	£1
2 x 18V 6A	£11.00	£2

**AUTO TRANSFORMER 115V to 240V 500W** £12.00 £2.00  
**CHARGER TRANS. Post RECTIFIERS**

Model	Price	Post
6-12V-3A	£4.00	£2
6-12V-4A	£6.50	£2
6-12V-6A	£8.50	£2

**BLANK ALUMINIUM CHASSIS.** 18 s.w.g. 2 1/2 in. sides 6 x 4 in. £1.20; 8 x 6 in. £1.50; 10 x 7 in. £1.90; 14 x 9 in. £2.50; 16 x 6 in. £2.40; 12 x 3 in. £1.50; 16 x 10 in. £2.70; 12 x 8 in. £2.20. **ANGLE BRACKET.** 6 x 1 1/2 x 3 in. 25p.  
**ALUMINIUM PANELS.** 18 s.w.g. 6 x 4 in. 36p; 8 x 6 in. 60p; 10 x 7 in. 80p; 12 x 5 in. 60p; 12 x 8 in. 90p; 16 x 6 in. 80p; 14 x 9 in. 1.20; 12 x 12 in. £1.30; 16 x 10 in. £1.40.  
**ALUMINIUM BOXES, MANY OTHER SIZES IN STOCK** 4 x 2 1/2 x 2 in. £1.00; 3 x 2 x 1 in. 80p; 6 x 4 x 2 in. £1.30; 8 x 6 x 3 in. £2.10; 9 x 4 x 4 in. £2.30; 10 x 7 x 3 in. £2.50; 12 x 8 x 3 in. £3.00; 12 x 5 x 3 in. £2.30.

**HIGH VOLTAGE ELECTROLYTICS**

8/450V	45p	8+16/450V	75p	50+50/300V	50p
16/350V	45p	8+16/450V	75p	32+32/500V	£1.80
32/500V	75p	20+20/450V	75p	100+100/275V	85p
50/500V	£1.20	32+32/350V	75p	150+200/275V	75p
8/800V	£1.20	32+32+32/325V	90p	220/450V	90p

Delivery 7/10 days. Access-Barclay-Visa. Lists 28p. Minimum post 65p. Closed Wed.

## Radio Component Specialists

337 WHITEHORSE ROAD  
CROYDON, SURREY, U.K. Tel. 01-684 1665

## H.A.C SHORT-WAVE KITS

WORLD-WIDE RECEPTION

CONSTRUCT YOUR OWN

# T-TWIN

TRANSISTOR RECEIVER

for use with headphones or small speaker.

Students - this receiver is ideal for your radio project.

Simple to construct - sensitive selective.

# £19.00

for the complete Kit.

All orders despatched within 7 days. Send stamped and addressed envelope now for free descriptive catalogue of kits and accessories.

Sorry, no catalogues without S.A.E.

"H.A.C."

## SHORT-WAVE PRODUCTS

P.O. Box No. 16, 10 Windmill Lane  
Lewes Road, East Grinstead, West Sussex RH19 3SZ.

## HART KITS

**WINTON TUNER**  
Complete designer approved kits (including pre-aligned AM front end) will be available from us for this excellent design. Phone or write for your free copy of lists.

**WINTON AMPLIFIER**  
We have taken over the supply of kits for this high performance "PW" design. Size and appearance match above tuner. Reprints of all articles describing design 85p VAT and post free.

**VFL 910 VERTICAL FRONT LOADING CASSETTE DECK**

Very high quality cassette mechanism as used in our Linsley Hood cassette recorder kit. Wow and flutter .09% Memory counter. Sendust alloy head. 12V DC. Frequency generating feedback servo motor. Oil damped eject. £31.99 + VAT.

**SF925 FRONT LOADING SOLENOID CONTROL CASSETTE DECK**

Having full solenoid control of all functions this deck has numerous uses, most obvious is microcomputer drive, particularly since there is a facility to read the tape in the fast modes. Deck is full hi fi quality and is fitted with memory counter, Hall IC for auto stop and stereo R/P head. Price only **£38.90** + VAT.

**HART TRIPLE E PURPOSE TEST CASSETTE TC 1**

Sets up tape speed, head azimuth and VU level all without test instruments. Fantastic value at only **£2.70** + VAT.

**CASSETTE HEADS**

We hold large stocks of cassette heads ranging from mono to 4 track for domestic and industrial use including the fabulous HS16 sendust alloy super head at **£8.20** + VAT. Remember your tape machine is only as good as its head. A worn head will lose the high frequency information on the tape and a very worn head will chew up the tape as well. Full technical spec of all heads is in our lists.

Write or phone for your copy of our free lists.

## HART ELECTRONIC KITS LTD

Penylan Mill,  
Oswestry, Shropshire SY10 9AF.  
Tel: 0691 2894  
Telex: 35661 HARTEL G.

**BATTERIES** NICAD, vented, rechargeable, 1.2v by G.E. state - buttons or tabs.

'AA' HP7	5AH	87p
'C' U11	1.8AH	£1.68
'D' U2	4AH	£2.37

**CHARGER** universal for above by JECKSON **£8.00**

<b>BRIDGES</b> W005 25p MDA100 32p PM7A2 64p	W02/4 26p 5S840 48p
--	------------------------

**ZENERS**  
BZY88 3v to 18v 5p  
BZK61/85 1W 3v3 to 33v7p  
5W 100V on request.

ELECTROLYTIC TOL 10%-50% IN MFDS		
TABULAR 63v	PLUG IN AXIAL	LEADS 7 x .5mm PCAM 5mm
8p	mm	2.2/63v 11 x 5
2.2	13 x 6	4.7/63v 11 x 6
2.2	13 x 6	10/63v 12 x 8
3.3	13 x 6	22/35v 13 x 8
4.7	13 x 6	47/35v 12 x 10
6.8	13 x 7	100/25v 13 x 10
		220/35v 17 x 10
10p	19 x 7	470/63v 20 x 10
10	19 x 7	1000/100 TAGS
22	19 x 10	1500/63 25 x 15
47	19 x 10	
100	31 x 13	
220	31 x 13	

**CERAMIC** 5mm 10% 100v 10PF-3K3P.F. E6 ONLY 5p

**POLYESTER PLUG IN BOX STYLE TOL 10% BY VOX MULL./PLESS ETC.**

All at 4p	PCM	All at 6p	PCM	12S TIL209	
001/400v	10	22/250v	15	Green	7p
0022/400v	10	33/100v	15	Yellow	13p
0033/400v	10	47/250v	22	2" TIL220	
0047/400v	10	68/100v	15	Green	12p
01/630v	10	1.0/100v	15	Red	10p
022/250v	10	All at 12p		Yellow	13p
033/250v	10	1.5/100v	22	2 RECT	
047/100v	10	2.2/100v	22	Red	17p
068/100v	10	All at 18p		2 CLIPS	
.1/250v	10	3.3/100v	22	TIL111	57p
In MFDS sizes in mm		4.7/100v	27		

POLYESTER AXL 10%		TANT BEAD 5mm 20%			
5p	9p	Val V	50	7	25
01/400v	.33/100v	.22	35	9p	10
022/250v	47/250v	.47	35	12p	25
047/250v	68/400v	1.0	35	13p	100
.1/160v	1.0/250v	2.2	20	12p	16
.22/400v	1.5/100v				

**DIODES by I.T.T. MULL. SESCOEM. TEXAS (CODED)**

BAX13/16	3p	OA47	5p	IN4001/2	24p
BAY71	9p	OA90/91	6p	IN4004	34p
BY127	7p	OA200/2	11p	IN4007	6p
BY206	19p	PPG10B	3p	IN4148	14p
BY255	9p	IN270	6p	IN5401/4	14p
BYX10	30p	IN914/6	2p	IN5408	13p

**ICs DIL PINNING (-) LM AND CA**

301 (8)	22p	555 (8)	19p	747 (14)	37p
308 (8)	42p	556 (14)	42p	1458 (8)	27p
311 (8)	41p	567 (8)	25p	3046 (14)	59p
324 (14)	35p	709 (14)	21p	3080 (8)	83p
339 (14)	44p	710 (14)	32p	3140 (8)	92p
348 (14)	56p	725 (8)	£1.92	3900 (14)	43p
380 (14)	55p	741 (8)	15p	3914 (18)	£2.35
				13600 (16)	99p

ICs LPS 74LS--N		CMOS BUFF 40--N			TTL 74--N
00	10p	74	18p	00	00 to 40p
02	14p	85	74p	00	12p
04	16p	90	40p	01	12p
05	16p	109	32p	02	12p
08	16p	123	32p	06	48p
10	14p	132	50p	07	16p
14	36p	138	40p	11	16p
17	26p	240	94p	12	20p
20	30p	244	86p	13	34p
33	16p	367	48p	14	48p
51	18p	374	97p	15	48p

**SOCKETS** GOLD T.I. 8 PIN 6p. 16 PIN 7p. 16 PIN 8p. LOW PROF. SILV. STANFORD 24 PIN 17p. 40 PIN 27p.

**RESISTORS** E12 1/2W: C. FILM 5% 1p. M. FILM 2% 4p.

TRANSISTORS					
AC127/8	25p	BD232/6/8	29p	TIP3055	39p
AD149	69p	BD537/8	33p	TIS8091	80p
AD161/2	28p	BF244B	25p	ZTX212A	6p
AU113	£1.69	BF258/9	24p	2N696/8	19p
BC107/8	10p	BF337/8	21p	2N918/30	15p
BC108/8	12p	BFY29/88	17p	2N1613	28p
BC109	10p	BFY50/51	19p	2N1711	19p
BC109C	6p	BC109C	25p	2N2182	12p
BC141/2/3	15p	BSW67/68	29p	2N2369A	16p
BC177/8/9	12p	BU126	£1.02	2N2646	49p
BC182/8/L	6p	BU205/6	95p	2N2905/7	19p
BC183/8/L	6p	BU208	89p	2N3053	22p
BC184/8/LB	9p	BU1326A	£1.02	2N3064	29p
BC212/8	6p	BU87	69p	2N3055	39p
BC213/8	6p	MJ2501	£1.09	2N3442	69p
BC214/8/LB	9p	MJ3001	£1.09	2N3702/4	7p
BC237/8	9p	MEJ340	30p	2N3706/10	9p
BC238B/9B	9p	MJE520	42p	2N3771/2	89p
BC327/8	9p	MPSA06/14	14p	2N3773	£1.39
BC337/8	9p	MPSA42/3	12p	2N3904	9p
BC477/8	19p	MPSA56/92	21p	2N4358	39p
BC548	9p	OC28/71	89p	2N5320	29p
BC548B	9p	TIP29/30	17p	2N5447	9p
BC5498	9p	TIP31A/32A	25p	2N5479	39p
BC557/8/9	9p	TIP41A/42A	37p	2N5550	12p
BCY70/71	14p	TIP47	29p	2N6028	12p
BD112/116	69p	TIP110/115	37p	2N6107/9	37p
BD131/2	29p	TIP121/126	36p	2N6385	69p
BD135/6	22p	TIP2955	39p	74504/8	18p

**SCRS**  
BT106 77p  
C10BD 35p  
N4404 90p  
2N5061/2 7p

**TO CRIMSON COMPONENTS LTD**  
99 ST. LEONARDS ROAD,  
WINDSOR, DEM SALES & ACCESS  
Tel: 07535-57340 Tel: 0632 467814

**CARRIAGE FREE, VAT 15% EXTRA, MOC £3**  
Orders less than this will be accepted, but 35p must be included to cover handling/postage.


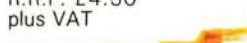



# We've actually done it!


## Improved on Antex Soldering Irons

Made them tougher, lighter, better for getting into tight corners.

Re-designed the hook to double up as a finger protector and made it detachable.

Of course we kept the Antex efficiency, low leakage and energy saving features. Bits that slide on and off and cover the elements and that superb insulation with a ceramic shaft inside the stainless steel one.

	<b>Model C</b> 15 watt stainless steel shaft only. 240 volts and 110 volts
R.R.P. £4.50 plus VAT	
	<b>Model CCN</b> 15 watt ceramic shaft only. 240 volts.
R.S.P. £4.70 plus VAT	
	<b>Model CS</b> 17 watt available for 240, 110, 24 or 12 volts.
R.R.P. £4.50 plus VAT	
	<b>Model XS</b> 25 watt available for 240, 110, 24 or 12 volts
R.S.P. £4.50 plus VAT	
	<b>Model XS-BP</b> 25 watt fitted with safety plug. 240 volts.
R.R.P. £5.30 plus VAT	



**Model CS-BP**  
17 watt fitted with safety plug. 240 volts.  
R.R.P. £5.30 plus VAT


### Model TCSU1 Soldering Station

to control the temperature of 24 volt Antex 40 watt XTC or 30 watt CTC miniature irons.

Tip temperature can be set anywhere between 65° and 420°C — 2% accuracy R.R.P. £38.00 plus VAT (complete with either XTC or CTC iron)

The **ANTEX XTC** and **CTC** 24 volt irons fitted with temperature sensors, transparent handles and LED indicators.

R.R.P. £9.75 plus VAT



**ANTEX (Electronics) Ltd.**,  
Mayflower House, Plymouth, Devon.  
Tel: (0752) 667377 Telex: 45296

Our products are widely distributed by wholesalers and retailers throughout the UK. Please try your local dealer.

Please send literature and price list to:

Name .....

Address .....

Telephone .....

MADE IN ENGLAND

PW/1/82

# MAPLIN for ATARI

AUTHORISED DEALER



## The World-beating ATARI PERSONAL COMPUTERS

3 consoles available

**Atari 400 with 16K RAM (AF36P) £345**

**Atari 400 with 32K RAM (AF37S) £395**

**Atari 800 with 16K RAM (AFO2C) £645**  
(expandable to 48K)

All consoles when connected to a standard UK colour (or black and white) TV set can generate the most amazing graphics you've ever seen.

### Look at what you get:

- \* Background colour, plotting colour, text colour and border colour settable to any one of 16 colours with 8 levels of illuminance!
- \* Video display has upper and lower case characters with true descenders, double and quad size text and inverse video.
- \* 57-Key keyboard (touch type on Atari 400) and four function keys.
- \* Full screen editing and four-way cursor control.
- \* 29 keystroke graphics and plottable points up to 320 x 192 (160 x 96 only with 8K RAM).
- \* 40 character by 24 line display.
- \* Extended graphics control and high speed action using a DMA chip with its own character set.
- \* Player missile graphics.
- \* Four programmable sound generators can be played individually or together and each has 1785 possible sounds playable at any one of eight volume settings, for game sounds or music.
- \* Full software control of pitch, timbre and duration of notes in 4-octave range.
- \* Four joystick or paddle ports, sounds output to TV.
- \* BASIC cartridge and 10K ROM operating system and full documentation.

### MORE HARDWARE

Atari 410 Cassette Recorder (AF28F)	£50
Atari 810 Disk Drive (AF06G)	£345
Atari 822 40-column Thermal Printer (AF04E)	£265
Atari 850 Interface (AF29G)	£135
Joystick Controllers (AC37S)	£13.95
Paddle Controllers (AC29G)	£13.95
16K RAM Memory Module (AF08J)	£65

**MUCH MORE FOR ATARI COMING SOON**


### SOFTWARE

Lots and lots of amazing software for Atari available NOW

- ★ Word Processor ★ VISI-CALC
  - ★ ADVENTURE GAMES ★ Arcade Games
  - ★ Trek Games ★ ASSEMBLER & DISASSEMBLER ★ FORTH ★ Teaching
  - ★ 3D GRAPHICS ★ Character Set Generator
- SEND S.A.E. NOW FOR OUR LEAFLET (XH52G)

### LE STICK

For Atari Computer or Video Game  
Replaces standard joystick, but much easier to use. Internal motion detectors sense hand movements. Large pushbutton on top of Stick. Squeeze Stick to freeze motion. A MUST for SPACE INVADERS, STAR RAIDERS & ASTEROIDS.  
ONLY £24.95 (AC45Y)



Atari 400 Console



Atari 800 Console

### SPECIAL PACKAGE OFFER

Disk-based system for £725 with Le Stick  
The Atari 400 Console  
Special 32K RAM Module  
Atari 810 Disk Drive  
Disk Operating System  
Documentation  
Interconnecting Leads  
Everything in "Look at what you get" list.  
Can any other computer on the market offer all this at anything like this price?

### VERSAWRITER

12½ x 8in. drawing board. Drawing on board is reproduced on TV via Atari with 32K RAM and Disk Drive. Closed areas may be filled in with one of 3 colours. Text may be added in any one of 4 fonts. Paint brush mode: select size of brush and paint away. Air brush mode: shade in your drawing - colour and density is up to you. Plus many more features. S.a.e. for price and further details.

# MAPLIN

Maplin Electronic Supplies Ltd PW/1/82  
P.O. Box 3, Rayleigh, Essex.  
Tel: Southend (0702) 552911 / 554155

Note: Order codes shown in brackets.  
All prices include VAT & Shipment by Datapost.  
(Errors excluded).

Demonstrations at our shops NOW  
See Atari at 284 London Road, Westcliff-on-Sea, Essex.  
Tel: (0702) 554000 and at 159-161 King St., Hammersmith W6.  
Tel: 01-748 0926