

PRACTICAL WIRELESS

MAY
1968

216

**FREE
INSIDE**

FAULT FINDING
CHART
FOR TRANSISTOR
RADIOS



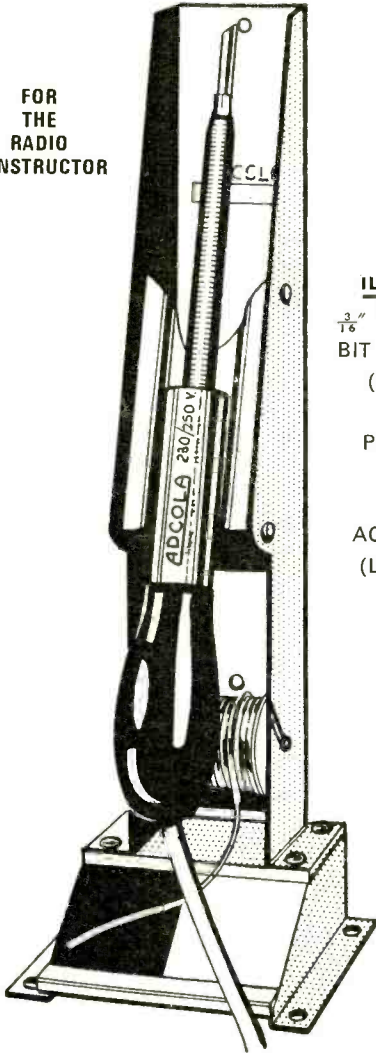
BUILD THIS
**POCKET
PORTABLE**

ADCOLA

PRODUCTS LIMITED
(Regd Trade Mark)

SOLDERING EQUIPMENT

FOR
THE
RADIO
CONSTRUCTOR



ILLUSTRATED
 $\frac{3}{16}$ " DETACHABLE
BIT INSTRUMENT
(List No. 64)
IN
PROTECTIVE
SHIELD
WITH
ACCESSORIES
(List No. 700)

FOR CATALOGUES APPLY DIRECT

ADCOLA PRODUCTS LTD.
ADCOLA HOUSE
GAUDEN ROAD
LONDON, S.W.4


Telephone:
01 622 0291/3

Telegrams: "SOLJOINT" LONDON SW4


17in.—£11.10.0
19in SLIMLINE
FERGUSON—24 Gns. **TWO-YEAR GUARANTEE**
EX-RENTAL TELEVISIONS

FREE ILLUSTRATED
LIST OF TELEVISIONS
17" —19" —21" —23"
WIDE RANGE OF MODELS
SIZES AND PRICES
DEMONSTRATIONS DAILY

**TWO-YEAR GUARANTEED
TUBES 100% REGUNDED**
14in.—69/6 17in.—89/6
21in. and ALL SLIMLINE TUBES 99/6
EXCHANGE BOWLS. Carr. 10/6
Ex. MAINTENANCE TESTED TUBES
17in.—35/-, Carr. 5/- (not slimline)



COCKTAIL/STEREOGRAM CABINET £25



Polished walnut veneer with elegant glass fronted cocktail compartment, padded. Position for two 10in. elliptical speakers Record storage space. Height 35½in., width 52½in., depth 14½in. Legs 1 gn. extra.
OTHER MODELS, SEND FOR FREE LIST
TRANSISTOR CHASSIS 59/6
6 Transistors, LW/MW, Telescopic Aerial. Brand New, Famous British Manufacturer. (LESS SPEAKERS) P. & P. 4/6.

TRANSISTOR CASES 19/6. Cloth covered, many colours. Size 9½" x 6½" x 3½". P. & P. 4/6. Similar cases in plastic 7/6.
SINGLE PLAYER CABINETS 19/6. P. & P. 7/6.
TV TURRET TUNERS, 5/-. New, less valves. Press button models 19/6. P. & P. 4/6.
VALVES £1 per 100. Assorted T.V. Surplus ex-rental dismantled receivers. Post 4/6. Send for list.

DUKE & CO. (LONDON) LTD.

621/3 Romford Road, London, E12

Tel. 01-478, 6001/2/3


**WHEN THE SQUEEZE IS ON
THE PRESSURE IS OFF**

ESPI
REVERSE ACTION
TWEEZERS
4 MODELS FOR THE
ELECTRICAL AND
ELECTRONICS
INDUSTRY

K651—Stainless steel, anti-magnetic.
K652—Nickel silver alloy, anti-magnetic
—fine points.
K654—As K651 but coated with "Teflon" for heat and chemical resistance.
K655—Extra fine points for micro-miniature parts Stainless steel.

Full details on request. Also range of KONTAKT AEROSOL aids and Diamond range of diamond spatulas, from:
U.K. Distributors:
**SPECIAL PRODUCTS
DISTRIBUTORS LIMITED**
81 Piccadilly, London, W.1
Tel. 01-629 9586

**FULCRUM PIN
W/ADJUSTABLE
TENSION
FEATURE—
REVERSES
TWEezer PINCH!**
No more dropping of tiny parts at critical moments with time loss and risk of damage.
Squeeze to pick up or release parts.
Uniform grip—adjustable to handle most delicate parts.



High fidelity stereo starts with Wharfedale **DENTONS** at 30gns. per pair.

The new Denton speaker system brings stereo sound within the reach of everyone. Dentons are excellent operating at less than 10 watts from the existing amplifier in your record player or tape recorder. They are *superb* when driven by a high fidelity amplifier. Each Denton contains 2 Wharfedale speakers in a beautiful cabinet that is small enough to stand on a bookshelf or mantelpiece. Ask your dealer for a demonstration and prove its superior quality.

- The Dentons are sold in matched pairs for stereo.
- The cabinets are hand veneered and rubbed; each pair made from the same tree—perfect matching of both sound and appearance.
- Each cabinet has two speaker units with a carefully designed cross-over network.
- The dimensions are perfect for mounting on a shelf—so the Denton takes up virtually none of your precious room space.
- Size 9 $\frac{3}{4}$ " high x 14" wide x 8 $\frac{3}{4}$ " deep.
- Response: 65 Hz to 17,000 Hz.
- Finish: Oiled Teak or Polished Walnut.

Please send me details of Wharfedale DENTON speakers:

NAME

ADDRESS

PW5



**RANK WHARFEDALE LTD.,
IDLE, BRADFORD, YORKS.**



YOUR JOYSTICK V.F.A. STOCKIST

Can't be far away — Drop in and ask him for the facts

BATH—Ryland Huntley.
 BIRMINGHAM—Chas. H. Young Ltd.
 BIRMINGHAM—R.S.C. Hi-Fi Centres Ltd.
 BOURNEMOUTH—National Radio Supplies
 BRADFORD—R.S.C. Hi-Fi Centres Ltd.
 BRADFORD—Radio Ham Shack.
 BRIGHTON—Technical Trading Company.
 BRISTOL—R.S.C. Hi-Fi Centres Ltd.
 BURNLEY—Trafalgar Supplies.
 CARDIFF—Wesak Radio.
 CHELTENHAM—Spa Radio Ltd.
 CHESTERFIELD—J. Tweedy Ltd.
 COVENTRY—Swanco Products Ltd
 DARLINGTON—R.S.C. Hi-Fi Centres Ltd.
 DERBY—R.S.C. Hi-Fi Centres Ltd.
 DONCASTER—B. Page.
 EDINBURGH—R.S.C. Hi-Fi Centres Ltd.
 EXETER—Electrosure Ltd.
 FOLKESTONE—John Gilding Ltd.
 GLASGOW—R.S.C. Hi-Fi Centres Ltd.
 GOREBRIDGE—Gilmour Stewart.
 HALIFAX—Albert Hind Ltd.
 HARTLEPOOL—The Radio Shop.

Huddersfield—Radio Craft (Hudd.) Ltd.
 HULL—R.S.C. Hi-Fi Centres Ltd.
 HULL—Short Wave (Hull) Ltd.
 ILFORD—Radio Developments Ltd.
 LEEDS—R.S.C. Hi-Fi Centres Ltd.
 LEICESTER—S. May Ltd.
 LEICESTER—R.S.C. Hi-Fi Centres Ltd.
 LIVERPOOL—R.S.C. Hi-Fi Centres Ltd.
 LIVERPOOL—Stephens-James Ltd.
 LEYTONSTONE—R.T. & I. Ltd.
 LONDON—Daystrom Ltd.
 LONDON—G. W. Smith & Co. Ltd.
 LONDON—Lasky's Radio Ltd.
 LONDON—R.T. & I. Electronics Ltd.
 LONDON—Alfred Imhof Ltd.
 LOUGHBOROUGH—Taurus Electrical Services.
 LUTON—Coventry Radio Ltd.
 MANCHESTER—R.S.C. Hi-Fi Centres Ltd.
 MIDDLESBROUGH—R.S.C. Hi-Fi Centres Ltd.
 NEWARK—George Francis.

NEWCASTLE-UNDER-LYME—Sidney T. Chadwick.
 NEWCASTLE UPON TYNE—Richley & Freeman Ltd.
 NEWCASTLE-UPON-TYNE—R.S.C. Hi-Fi Centres Ltd.
 NEWPORT—K. F. Paull Ltd.
 NOTTINGHAM—Pete's Electronics Ltd.
 PLYMOUTH—Radio Parts-Components Specialists.
 PORTSMOUTH—Technical Trading Co.
 PURLEY—G3HSC.
 SCARBOROUGH—Derwent Radio Ltd.
 SHEFFIELD—R.S.C. Hi-Fi Centres Ltd.
 SOUTHAMPTON—Technical Trading Co.
 SOUTH SHIELDS—J. R. Gough Electronics.
 ST. HELENS—Harold Stott Ltd.
 STOKES-ON-TRENT—(see Sidney T. Chadwick, Newcastle-under-Lyme).
 SUNDERLAND—The Red Radio Shop.
 WALSALL—Normal Service Ltd.
 WORCESTER—Jack Porter Ltd.
 WORTHING—G.W.M. Radio Ltd.
 WORTHING—Technical Trading Co.

If you can't get there you can always write to:

PARTRIDGE ELECTRONICS LTD.
 CAISTER HOUSE, PROSPECT ROAD, BROADSTAIRS, KENT

BARGAIN OPPORTUNITIES



LOUDSPEAKER OPPORTUNITIES

SPECIAL ENCLOSURE OFFER

Owing to demand for our previously advertised £4.15.0 enclosure. It is now offered as an even better bargain as a "Pack Fist" kit, which easily assembles to a fine professional looking enclosure. All wood accurately machined. Stated for 10in., or 8in. unit. Hole for tweeter included. Now **72/6** (Part P. & P. 5/-)

OUR NEW LISTS feature more lines than ever at money saving prices. For latest issue please send **6d.** S.A.E. with all enquiries please

15 OHM UNITS

Suitable for TRS Enclosure

Goodmans 8in Axiette	£8. 0.0
Goodmans 8in Twin Axiettes	£8.16.0
Goodmans Axton 10	£7. 5.0
W. B. HF 812	£4.12.6
W. B. HF1012	£5.15.0

At above prices while stocks last. 8in Tweeter, 17/6, cross-overs, 16/-.

SINCLAIR Q.14 complete speaker 9in square. Fantastically good in stereo. Each **£8.19.6**

GARRARD UNITS & PLINTHS

See latest TRS List (6d. post free) for fuller details and very attractive prices

LM3000 Record Player with 9T.A. Stereo Cartridge. Brand new as from factory
AT-80 Mk II De-luxe Auto-changer, diecast turntable. 1.5oz cartridge
SP.25 De-luxe single record player, die-cast turntable. Less cartridge
 Packing and carriage on any one of above 7/6
GARRARD PLINTH WB.1. Ideal mounting for the Garrard Units offered here. Will readily suit any hi-fi set-up. In fine Teak. Packing and carriage 5/-
 Garrard clear-view rigid perspex cover (carriage 3/6) **57/6**

CARTRIDGE OFFER TO PURCHASERS OF ABOVE ITEMS—STEREO Sonotone ST/A/H/C Ceramic with diamond 47/6; Decca Deram with diamond 79/6; MONO Aco GP91-1 19/6; Goldring Mx2M 24/6. All sent post free.

TRS MULLARD AMPLIFIERS

STEREO 10-10

Valve amplifier to exact Mullard spec. With pre-amp tapped o/p transformer 8 and 15 Ω , all controls, H.T. and L.T. outlet, mono, stereo and speaker phase switching. Complete with escutcheon, knobs, plugs, etc. Ready built. (P. & P. 12/8) **£20.0.0**



Kit **£17.10.0**

2 + 2 VALVE Pre-amp/Control Unit. Ready Built, 13 gms. (P. & P. 7/6)

3-3 MONO **£17.12.6**

3 valve, 3W amplifier with controls, absolutely complete kit including panel, knobs, etc. (P. & P. 7/6)

5-10 MONO

5 valve, 10W basic amplifier kit complete. (P. & P. 7/6) **£9.19.6**
 with passive control network and panel £11.19.6
 2 valve pre-amp kit **£8.12.6** Carr. 5/6

7 VALVE AM/FM RG REPLACEMENT CHASSIS

A superbly powerful high performance instrument for the keenest enthusiasts. Provides tuning on long, medium and F.M. wavebands. Excellent sensitivity. Permeability tuning on F.M. Large clear dial, A.V.C., good neg. feedback. Magic eye. 3W output. A.C. 200/250V. Circuit diagrams available. Aligned, tested and ready for use (Carr. and insurance 7/6). **£13.19.6**
 S.A.E. brings full details.

VEROBOARD—All standard sizes including 2 1/2in x 5in, 3/8; 2 1/2in x 3 1/2in, 3/4; 3 1/2in x 5in, 5/8; 3 1/2in x 3 1/2in, 3/8; 2 1/2in x 1 1/2in, 12/8. All accessories and tools in stock.

RESISTORS—Modern ratings, full range 10 ohms to 10 megohms. 10% \pm 1W, 4d each; 20% 1W, 6d each; 2W, 9d each; 5% Hi-stab. 1W, 5d each; 1W, 6d each; 1-2 10 meg. 10% 1W, 4d each; 1W, 5d each. 1% Hi-stab. 1W, 1/6 each (below 100 Ω , 2/- each).

WIREWOUND RESISTORS—25 Ω to 10k Ω 5W, 1/6 each; 10W, 1/9 each; 15W, 2/6 each.

CONDENSERS—Silver Mica. All values 2pF to 1,000pF, 6d each. D1to ceramic. 9d Tab. 450V T.C.C., etc., 0.001-0.01mF, 10d each; 0.1-350V, 10d each; 0.02-0.1mF, 500V, 1/- each. T.C.C. 350V 0.25, 1/9 each; 0.5, 2/- each. **CLCSE TOL. S/MICAS**—10% 5-500pF, 9d; 600-5,000pF, 1/-; 1% 2-100pF, 11d; 100-250pF, 1/2; 270-800pF, 1/4; 800-5,000pF, 2/-.

PEAK SOUND SA 8-8 STEREO AMP. 14 Transistor Kit. 8W per channel (16W mono) integrated pre-amp to take high quality ceramic p.u. One of the best and most economical we have ever offered. **AMPLIFIER KIT** £9.10.0 (P. & P. 4/-); **POWER PACK KIT** £2.10.0 (P. & P. 4/-); **MODERN SLEANE WOOD CABINET** £2.10.0 (P. & P. 5/-); **COMPLETE ASSEMBLY** £14.10.0 post free if ordered at same time.

NEW 'CIR-KIT' STRIP & BOARD

Comprises improved "Cir-Kit" strip and "Cir-Kit" 0-1in. Matrix Board, "Cir-Kit" in 5in. x 4in. or 1 1/2in. strip 2/- 0-1in. Matrix bd., 3 1/2in. long x 5in. 4/6; x 2 1/2in. 2/6; x 2in. 1/9d.


TRS RADIO COMPONENT SPECIALISTS

70 BRIGSTOCK ROAD, THORNTON HEATH, SURREY

Established 1946
 Tel.: 01-684 2188. Hours 9 a.m. — 6 p.m. 1 p.m. Wednesdays
 A few doors from Thornton Heath Stn. (S.R. Victoria section.)

Transistorised FM Tuner

CALLERS WELCOME Demonstration without obligation at all branches



HIGH QUALITY: LOW NOISE: BATTERY OR MAINS OPERATION

REDUCED PRICE DUE TO HUGE SALES

LATEST (Post 5/-) GARRARD

SRP12	£8.19.0
SRP25 (Mk. II die cast)	£10.19.0
ATS	£5.10.0
Model 3,000	£8.10.0
AT60 Mk. II	£12.10.0
A70	£18.10.0
LAB80 Mk. II	£24.19.0
401	£27.10.0
Mono dual cartridges	12/6
Stereo ceramic cartridges	19/6
GP87-1	15/-
GP91-1	19/6
GP91-15	25/-
ER60	25/-

PLINTHS
 Universal fitting de luxe Teak for SP25, 1,000, 2,000, 3,000, AT60 59/-
 Ditto Perspex Clear View Cover, Complete LAB80, 401, Superb Teak/Perspex top finish plinth Normally £12.10. £9.19.0

This beautifully compact 6 transistor machine (size 6 x 4 x 2 1/2 in.) will give quieter, more interference free reception. Months of use from a standard 9 volt battery or its small power requirements can be drawn from any amplifier. Low noise freq. changer. Smooth 2 kang tuning feeding no less than three I.F. stages coupled to a double-tuned discriminator terminating in an L.F. stage giving ample output for all quality amplifiers.

£6.19.0
(3 FOR £19)

TRANSISTORS

GUARANTEED TOP QUALITY

Mullard Matched Output Kits OC18D and 2-OC81 12/6
 R.F. Kits OC44, OC45 (2) 3 transistors 11/-

AF14	6/6	OC26	7/6	OC81	5/-
AF115	6/-	OC35	9/-	OC81D	4/6
AF116	6/-	OC44	5/-	OC170	6/-
AF117	5/6	OC45	4/6	OC171	6/-
AF127	5/6	OC72	5/-		

GERMANIUM DIODES

General Purpose miniature detector or 6/8 doz. 8d.
 Gold Bonded Top Grade (9/6 doz.) 1/-

SILICON RECTIFIERS

Guaranteed performance. Top Makes. Tested 250v. working.
 100mA 500mA 2/9 (3 for 6/6) 5/- (3 for 12/6)

BARGAIN PARCELS

Including variable condensers, i.f. coils, loudspeaker plug/socket, knobs, pots, condensers, resistors, nuts, bolts, cabinet fittings, switches, transformer choke, rectifier, transistors at a small fraction of list value. Due to heavy demand we now pack them in several sizes—be amazed—try one now.
 3 lbs. (post 3/-) 9/6
 7 lbs. (post 5/-) 17/6
 14 lbs. (post 6/-) 29/-

JASON KITS

FANTASTICALLY POPULAR

TAPE

We offer you fully tensilised polyester/mylar and P.V.C. tapes of identical quality hi-fi, wide range recording characteristics as top grade tapes. Quality control manufacture. They are truly worth a few more coppers than acetate. sub-standard, jointed or cheap imports TRY ONE AND PROVE IT YOURSELF.

Standard Play	Long Play
3in. 150ft.	2 1/2 3in. 225ft.
4in. 300ft.	4 1/2 4in. 450ft.
5in. 600ft.	7 1/2 5in. 900ft.
5 1/2in. 900ft.	10 1/2 5 1/2in. 1,200ft.
7in. 1,200ft.	12 1/2 7in. 1,800ft.
Double Play	
3in. 300ft.	4 1/2 4in. 900ft.
4in. 600ft.	8 1/2 5in. 1,800ft.
5in. 1,200ft.	15 1/2 5 1/2in. 2,400ft.
5 1/2in. 1,800ft.	19 1/2 7in. 3,600ft.
7in. 2,400ft.	27 1/2 7in. Quadruple Play 3in. 600ft.

Postages 1/- reel. Post Free less 5% on three reels. Quantity and Trade enquiries invited. NOTE. Large tape stocks at all branches

100 HIGH-STABS 9/-

1% to 5% 100Ω to 5m Ω.
 CO-AX. low loss, 6d. yd. 25 yds. 11/6;
 50 yds. 22/-; 100 yds. 42/6. Plugs 1/3.

100 RESISTORS 6/6

SIZES 1/2 to 1 watt.
 MICROPHONE CABLE. Highest quality black, grey, white, 9d. per yard.

100 CONDENSERS 9/6

Miniature Ceramic, Silver, Mica etc., 3pF to 5µF. LIST VALUE OVER 24.
 PLEASE NOTE. A wide range of cabinets to callers at all branches.

SPECIALS!

Factory fresh less Cartridges.

SRP 110/230V 59/-

(De Luxe Heavy Turntable).

Mono first-grade Cartridges... 12/6

Stereo Ceramic Cartridges... 19/-

extra

EMI 4-speed heavy turntable player 200/250V with

lightweight pick-up (dual

cartridges 10/- extra) 49/-

MAINS-BATTERY

Microsonic 7

7 TRANSISTOR RADIOS

Superhet, full medium wave coverage amazing volume, clarity and sensitivity from built-in PM speaker. Solid heavy pocket wallet. Supplied with rechargeable cadmium cells (2 sets) and 230 VAC charger with 5 amp. plug. Fabulous present. Huge purchase enables us to offer the complete outfit at a fraction of market value. (If not amazed by the value and performance your money will be refunded 49/- if returned within 14 days).

Stockists of Leak, Quad, Chapman, Goodman, Armstrong, Tripletone, Linear Rogers, Truvox, Ferragraph, Wharfalada, etc., etc. Post: 1 lb. 1/8, 1 1/2 lb. 2/6, 2 lb. 2/9, 4 lb. 3/6, 6 lb. 4/-, 14 lb. 5/6. CALLERS A very wide range of electronic components await you at all branches. Your enquiries welcomed.

TECHNICAL TRADING

★ GUARANTEED TUBES ★

BY RETURN OF POST—GUARANTEED 3 MONTHS

Satisfaction or Money Back Guarantee on goods if returned unused within 14 days ALL VALVES ARE NEW UNLESS OTHERWISE INFORMED. FREE TRANSIT INSURANCE. POSTAGE 1 valve 6d. 2-11 6d. per valve. Free over 12

LL4	2/3	6P25	13/-	6P3	9/6	EBF80	8/6	EZ41	9/6	PY88	9/6
LS4	5/6	6P28	9/6	20P4	13/6	EBF89	8/6	EZ80	6/6	PY800	8/6
2D21	3/6	6Q7G	8/6	25L6GT	7/6	EBL21	12/6	EZ81	7/6	PY801	8/6
3Q4	8/3	6Q7GT	9/6	25Z4G	8/6	EC40	10/6	FC4	8/6	PZ30	9/6
5U4G	7/6	6SJ7GT	6/6	30C15	12/6	EC81	5/6	GZ32	10/6	SP1	3/6
5Y3GT	7/6	6SL7GT	7/6	30C17	11/6	EC82	5/6	GZ34	11/6	TDD4	8/6
5Z4G	7/6	6SN7GT	6/6	30P5	10/6	EC83	7/6	KT61	13/6	U4/18	8/6
5Z4GT	10/6	6U4GT	10/6	30FL1	10/6	EC84	8/6	KT63	5/6	U25	10/6
6J20L2	10/6	6V6G	4/6	30LL15	12/6	EC85	8/6	KT66	20/6	U26	10/6
6AS6	7/6	6V6GT	7/6	30L17	12/6	EC88	10/6	KTW61	6/6	U35	13/6
6AK5	5/6	6X4	5/6	30P4	12/6	ECF80	8/6	KTW63	6/6	U191	13/6
6AQ5	5/6	6X5G	5/6	30P12	10/6	ECF82	8/6	KTZ63	7/6	U281	13/6
6AT8	6/6	6X5GT	7/6	30PL1	12/6	ECM42	11/6	MU14	8/6	U282	9/6
6AU6	7/6	7B6	12/6	35A5	9/6	ECM81	7/6	N37	10/6	U301	20/6
6BA5	6/6	7B7	7/6	35L6GT	9/6	ECM80	5/6	N78	12/6	UAB30	7/6
6BE8	6/6	7C5	10/6	35W4	7/6	ECM82	8/6	NI08	14/6	UAF42	8/6
6BH6	7/6	7C6	7/6	35Z4GT	6/6	ECM83	11/6	PC86	10/6	UB41	6/6
6BJ6	8/6	7H7	7/6	35L6GT	9/6	ECL86	10/6	PC87	8/6	UBC41	9/6
6BR7	10/6	787	15/6	42	6/6	EF36	5/6	PC84	6/6	UBC81	7/6
6BW6	8/6	7Y4	8/6	80	8/6	EF38	5/6	PC85	7/6	UBC82	8/6
6RW7	6/6	10C1	12/6	18SBTA	20/6	EF40	11/6	PC88	12/6	UBF89	8/6
6C4	4/6	10C2	13/6	807	10/6	EF41	10/6	PC89	12/6	UBL21	11/3
6C6	4/6	10F1	7/6	955	3/6	EF42	7/6	PC119	10/6	UC85	8/6
6C8	12/6	10L11	15/6	956	3/6	EF50	3/6	PCF90	6/6	UCF80	9/6
6CD8G	18/6	10P13	9/6	AZ31	9/6	EF50	3/6	PCF82	6/6	UCF81	9/6
6D6	4/6	10P14	9/6	DAF91	4/6	EF55	7/6	PCF86	9/6	UCF82	9/6
6F1	6/6	12A7E	7/6	DAF96	3/6	EF58	8/6	PCL82	7/6	UCH81	8/6
6F8G	6/6	12A77	5/6	DP96	8/6	EF59	7/6	PCL83	10/6	UCL82	9/6
6F13	4/6	12A8U	6/6	DP96	8/6	EF91	3/6	PCL84	10/6	UCL83	11/6
6F14	7/6	12A8V	5/6	DK31	5/6	EF183	9/6	PCL85	10/6	UF41	10/6
6F15	9/6	12A87	7/6	DR32	9/6	EF184	9/6	PCL86	10/6	UF42	8/6
6F23	9/6	12BA6	8/6	DR36	8/6	EL32	5/6	PL33	9/6	UP26	8/6
6J5G	4/6	12BE8	7/6	DL92	7/6	EL33	12/6	PL36	12/6	UP89	7/6
6J5GT	7/6	12J7GT	10/6	DL94	7/6	EL34	12/6	PL81	8/6	UL41	11/6
8J6	4/3	12K7GT	8/6	DL96	8/6	EL41	10/6	PL82	5/6	UL44	15/6
8J7G	5/6	12X8GT	10/6	DY86	6/6	EL42	9/6	PL85	6/6	UL46	11/6
8J7GT	10/6	12Y7GT	7/6	DY87	6/6	EL44	7/6	PL84	8/6	UL84	7/6
8K7G	2/8	18SJ7	5/6	EAB80	7/6	EM80	8/6	PY31	7/6	UM60	10/6
8K7GT	6/8	1487	15/6	EAF42	9/6	EM81	8/6	PY82	10/6	UY21	9/6
8X8GT	10/6	18AQ5	6/6	EB41	4/6	EM84	8/6	PY83	8/6	UY41	8/6
8L1	10/6	20D1	9/6	EB91	2/8	EY81	8/6	PY80	6/6	UY85	6/6
8L1G	9/6	20P2	9/6	EB93	8/6	EY86	8/6	PY81	5/6	VR105	6/6
8L6	7/6	20L1	17/6	ERC41	10/6	EY88	9/6	PY82	5/6	VR150	6/6
8LD20	9/6	20P1	9/6	ERC91	7/6	EZ40	8/6	PY83	6/6	X66	7/6

Tubes

HIGHEST QUALITY—COMPARE OUR PRICES—

GUARANTEED

Cartr. & Ins. 12/6	6 Months	12 Months
MOST MULLARD.	£2. 0. 0	£3. 0. 0
MAZDA, COSSOR.	£2. 10. 0	£3. 10. 0
EMITRON, EMI-SCOPE, BRIMAR.	£3. 5. 0	£4. 5. 0
FERRANTI TYPES PROCESSED IN OUR OWN FACTORY	£3. 5. 0	£4. 5. 0
	£3. 15. 0	£5. 15. 0
	£3. 15. 0	£5. 15. 0

SATISFACTION GUARANTEED

NOTE: ALL TUBE ORDERS ONLY TO PORTSMOUTH BRANCH PLEASE

FREE FLOG LIST No 2

SEND S.A.E. OR CALL AT ANY BRANCH FOR YOURS

NAME _____
 ADDRESS _____
 Block Capitals Please _____ PW 5

LONDON 10 Tottenham Court Road. W.1. Tel. MUSEUM 2639
BRIGHTON Park Crescent Place. Tel. 680722
PORTSMOUTH 350-352 Fratton Road. Tel. 22034
WORTHING 72 East Street. Tel. 25851
 132 Montague Street. Tel. 2555

All Mail Orders to Brighton with names and addresses in BLOCK CAPITALS please.

Lasky's Radio

DON'T MISS THIS!

Lasky's Birthday Draw

The following 86 numbers have been drawn for prizes in our 35th Birthday Draw. Please refer to Page 12 of our Catalogue for details of entry if your number (on the front page of your Catalogue) is among those listed here:

000013	001415	002313	012803	024444	029886	034717
000092	001510	002414	012777	024818	029875	035900
000323	001582	002479	013626	024850	029900	038000
000899	001711	003060	013750	025815	029999	037017
000927	001777	003166	015000	027000	030166	038111
000929	001800	005000	016001	027009	030744	038212
000974	001900	005016	019020	028010	030844	039414
001054	001911	005191	020003	028455	030982	038565
001274	001922	005615	021414	029490	031010	042472
001288	001991	006768	021444	029030	032013	046782
001292	002101	006900	021500	029131	033417	047111
001333	002230	011717	023466	029444	034111	047388

The first 10 correct entries to be opened will receive £5 Lasky's Gift Vouchers, the next 25 will receive £1 vouchers and the next 50 will receive 10 6 vouchers.

Note: Members of Lasky's Radio staff and relatives are expressly excluded from entry in this competition.

HAVE YOU GOT YOUR LASKY'S CATALOGUE FREE Second Great Reprint Issue Now Ready. Just send your name, address and 1/- for post only.

RECORD PLAYERS



GARRARD AUTOCHANGERS

AP75	£22.11.6
AT80 Mk. II	£13.10.6
3000LM with stereo cart	£9.19.6
A70	£13.10.6
Lab. A Mono Stereo	£14.19.6
Lab. A on plinth	£15.19.6
A50	£7.7.0
A1000	£7.7.0
A2000	£7.17.6

SINGLE PLAYERS

Auto. start and stop. Complete with pick-up and crystal cartridge.

GARRARD SP25 Light 1 table	£9.19.6
GARRARD SP25 Mk. I Heavy 1 table	£10.19.6
GARRARD SP25 Mk. II Heavy 1 table	£11.19.6
(Garrard SP25's are ex-cartridge)	
GARRARD SRP12	£4.7.6
GARRARD SRP10 mono. model	£4.19.6
GARRARD SRP10 batt. model	£4.19.6

TRANSCRIPTION MOTORS

GARRARD 401	£27.19.0
GARRARD Lab. 80 Mk. II	£25.0.0

GARRARD BASES

WB1	£3.16.3	WB2	£5.5.0
-----	---------	-----	--------

CLEARVIEW PERSPEX COVERS

WB1	£3.17.0	WB2	£5.7.11
-----	---------	-----	---------

Postage on all above 5/- extra.

SPECIAL INTEREST ITEMS!

LASKY'S CLEAR PLASTIC PANEL METERS

Precision made in Japan by HIOKI. Each meter boxed and fully guaranteed with all fixing nuts and washers. Sizes are of front panel. Add 1 6 P. on each. (Quotes for quantities)

Type KR-52 3" 2 1/2in. (illustrated)

1mA DC	47/6	100µA	47/6
5mA DC	32/6	500µA	37/6
300V DC	32/6	1mA S Meter	39/6

Type MK-38A 1 1/2in. square

1mA DC	29/6
5 mA DC	22/6
300V DC	22/6
50µA	36/6
100µA	29/6
500µA	27/6
5 mA S meter	29/6

Type MK-45A 2in. square

5 mA DC	25/-
3 mA DC	25/-
300V DC	25/-
500µA	25/-
1 mA S meter	35/-



Type KR-65 3 1/2" 3in.

1 mA DC	36/-
5 mA DC	35/-
300V DC	35/-
50µA	59/6
100µA	42/6
500µA	42/6
1 mA S meter	39/6

Type MK-65A 3in. square

1 mA DC	36/-
5 mA DC	35/-
300 V DC	35/-
500µA	39/6
1 mA S meter	39/6

NEW INTERNATIONAL TAPE

FAMOUS AMERICAN MADE BRANO TAPE AT RECORD LOW PRICES

3in. Message tape, 150ft.	2 6	5 1/2in. Long play, 1200ft. Acetate	12 6
3in. Message tape, 225ft.	3 6	5 1/2in. Standard play, 850ft. PVC	11 6
3in. Message tape, 300ft.	7 6	5 1/2in. Long play, 1200ft. Mylar	15 0
3 1/2in. Triple play, 600ft. Mylar	10 0	5 1/2in. Triple play, 2400ft. Mylar	45 0
4in. Triple play, 900ft. Mylar	17 6	7in. Standard play, 1200ft. Acetate	12 6
5in. Double play, 1200ft. Mylar	15 0	7in. Standard play, 1200ft. Mylar	12 6
5in. Long play, 900ft. Acetate	10 0	7in. Long play, 1800ft. Mylar	19 6
5in. Standard play, 900ft. PVC	8 6	7in. Double play, 2400ft. Mylar	26 0
5in. Triple play, 1800ft. Mylar	35 0	7in. Long play, 1800ft. Acetate	15 0
5 1/2in. Double play, 1800ft. Mylar	22 6	7in. Triple play, 3600ft. Mylar	50 0


P. & P. 1/- extra per reel. 4 reels and over Post Free.

COMMUNICATION RECEIVERS

TRIO RECEIVERS


MODEL JR-500SE

This high performance receiver is made especially to cover the amateur bands and utilizes a crystal controlled double heterodyne circuit for extra-sensitivity and stability. Brief spec: Covers all the amateur bands in 7 separate ranges between 3.5 and 29.7 Mc/s. Circuit uses 7 valves, 2 transistors and 5 diodes plus 8 crystals; output 8 and 500 ohm and 500 ohm phone jack. Special features: Crystal controlled oscillator • Variable BFO • VFO • AVC • ANL • S meter • SSB-CW • Stand-by switch • Special double-gear dial drive with direct reading down to 1 kHz • Remote control socket for connection to a transmitter. Audio output 1 watt. For use on 115/250V A.C. Mains. Superb modern styling and control layout—finished in dark grey. Cabinet size 7 x 13 x 10in. Weight 18 lbs. Fully guaranteed, complete with instruction manual and service data. LASKY'S PRICE £68.0.0 Carriage and Packing 12/6. H.P. terms available.



MODEL 9R-59DE

Brief spec: 4 band receiver covering 550 Kc/s to 30 Mc/s continuous and electrical band width on 10, 15, 20, 40 and 80 metres. 8 valve plus 7 diode circuit, 4/8 ohm output and phone jack. Special features: SSB-CW • ANL • Variable BFO • S meter • Rep. band spread dial • IF frequency 455 Kc/s • Audio output 1.5 W • Variable RF and AF gain controls. For use on 115/250 V A.C. Mains. Beautifully designed control layout finished in light grey with dark grey case, size 7 x 15 x 10in. Weight 19 lbs. Fully guaranteed, complete with instruction manual and service data. LASKY'S PRICE £39.15.0 Carriage and Packing 12/6.



JOYSTICK VARIABLE FREQUENCY ANTENNA

Revolutionary variable frequency antenna for transmission and reception. With a variable matching unit these antennae perform as a high 'Q' device at any selected Medium or Short wave band. Send for S.A.E. for descriptive leaflet.

AERIALS (7ft. 6in. Long)

VFA Standard	£4 15 0
VFA De Luxe	£5 19 6

Matching units


A.T.V. 3A	£3 12 6
A.T.V. 4	£4 4 0
A.T.V. 4/RF	£6 6 0

HUGE PURCHASE OFFER

CROWN MODEL TRF-6 AM/FM 9 TRANSISTOR

POCKET RADIO

Unbelievably small for an AM/FM receiver—the Crown is only 4 1/2 x 2 1/2 x 1 1/2in. Super sensitive 9 transistor superhet circuit with directionless stabilised reception. AM cover: MW 335-1605 Kc/s. FM cover: 88-108 Mc/s. Superb tone reproduction 2 1/2in. PM speaker. Precision tuning. 6 section (14in.) telescopic aerial—clips into side when not in use. Output 280 mW max. Beautifully styled and finished cabinet in black plastic with silver metal trim. Operates on one 9V battery. Complete with leather purse, car-piece and battery. List Price 13 1/2 Gns.



SCOOP Price £7.19.6 Post 2/6

IDEAL FOR USE WITH THE "TOMMY" WIRELESS MICROPHONE—BELOW

The TOMMY MODEL WO-11 WIRELESS MICROPHONE

This brand new wireless mic. combines sensitivity with miraculous miniature size. Only 0.72 x 0.92 x 2.24in. Easily concealed with many uses—ideal for parties, games or as a baby alarm, etc. Ideal for use with the Crown AM/FM radio and model A1004 FM Tuner. Brief Spec: Short Range transmitting; frequency 9-107 Mc/s FM. External Antenna. Battery: Mercury 1.5V (Mallory 675 R). Weight 0.45 oz. Complete with battery and trimmer for tuning and instruction booklet.

Lasky's Price £5.19.6 Post Free



SPECIAL PACKAGE PRICE if bought with the Crown TRF-6 AM/FM RADIO. See above. £12.19.6 Post Free

This item cannot be operated in the U.K. owing to G.P.O. regulations.

LASKY'S FOR SPEEDY MAIL ORDER SERVICE

Lasky's Radio

PRESENT A NEW SENSATIONAL HI-FI UNIT TRIO Model TK-60BE TRANSISTORISED AM/FM MULTIPLEX STEREO TUNER AMPLIFIER

AT A PRICE YOU CAN AFFORD!

The 36 Transistor TR10 TK-60BE incorporates superb modern styling with many features normally found in models costing £££'s more. This great value for money Hi-Fi unit offers the following superb features: Tuner AM/FM 4-gang tuning condenser all transistor front end provides FM 2.5mV sensitivity. *Automatic FM/Stereo Mono mode silent switching circuit with Stereo signal beacon. *Illuminated pinpoint AM/FM tuning meter. *4 diode time division multiplexer de-coder giving 35dB channel separation. Amplifier * All silicon transistor amplifier provides wide 20—50,000 Hz frequency response. *Exclusive blow-out free automatic circuit breaker for power transistor protection. *Speaker output terminals and power for 2 sets of stereo speakers—switch selected (A speakers, B speakers, A+B speakers, head phones). *Centre channel output. *Full range of controls. *Front panel stereo phone jack. *Direct tape monitor switch for tape monitoring without changing cable connections. *DIN connector for tape recorder. Brief spec.: Amplifier—Music Power 60 watts (1HF standard 4 ohms). Continuous power—20 watts per channel. Signal to noise ratio—Phono 60dB, Tape HD-60dB. Input sensitivity—Phono 2mV, Tape HD-2.5mV, AUX 150mV, Tape play 150mV. Speaker Impedance—4/16 ohms. Controls: Input selector, Mode, HF and LF filters, separate treble and bass controls for each channel, balance, loudness, tape monitor, output selector, Tuner: FM cover 88-108 Mc/s, AM cover 540-1600 Kc/s. FM Harmonic Distortion—0.6%. FM Signal to Noise Ratio—60dB. FM Selectivity—10dB. General: For 110/250V mains. Finish—brushed aluminium with hammer enamel case. Size 17½ x 5¼ x 14in.



LASKY'S GREAT VALUE PRICE 69 Gns.

Carriage FREE
in U.K.

Branches

207 EDGWARE ROAD, LONDON, W.2 Tel.: 01-723 3271

Open all day Saturday, early closing 1 p.m. Thursday

33 TOTTENHAM CT. RD., LONDON, W.1 Tel.: 01-636 2605

Open all day, 9 a.m.—6 p.m. Monday to Saturday

152/3 FLEET STREET, LONDON, E.C.4 Tel.: FLEet St. 2833

Open all day Thursday, early closing 1 p.m. Saturday

High Fidelity Audio Centres

42 TOTTENHAM CT. RD., LONDON, W.1 Tel.: 01-580 2573

Open all day Thursday, early closing 1 p.m. Saturday

118 EDGWARE ROAD, LONDON, W.2 Tel.: 01-723 9789

Open all day Saturday, early closing 1 p.m. Thursday

ALL MAIL ORDERS AND CORRESPONDENCE TO: 3-15 CAVELL ST., TOWER HAMLETS, LONDON, E.1 Tel.: 01-790 4821

HOME RADIO (Mitcham) LTD., Dept. PW, 187 London Road, Mitcham, Surrey, CR4 2YQ Phone : 01-648 3282



Every year we acquire a number of exceptional bargains which we offer first of all to the purchasers of our Catalogue, in the form of a special bargain list. To give you a taste of these tempting bargains we reproduce a part of the list here.

The rest of the list consists of many other most interesting bargain items—Diodes, Neon Lamps, Switches, Transformers, Valves, etc. We can supply the complete list for a shilling, but better still, why not buy our 1968 Catalogue and get the list free. The Home Radio Catalogue is acknowledged as one of the finest electronic components catalogues available today—it's 256 pages list over 7,000 items, more than 1,300 of them illustrated. And with the catalogue, in addition to the bargain list, you get 5 vouchers, each worth a shilling when used as directed, a voucher worth another five shillings if used to purchase a Weller Soldering Iron, an order form and an addressed envelope. All this for 9/6! (7/6 plus 2/- p & p). Why wait? Send your cheque or P.O. with the coupon today!

DIALS

List No.	Description	
1BG29	Elegant Bronze Dial 2½" dia. engraved M.W. and L.W. Station Names	1/3
1BG30	Combined knob and dial 2½" clear perspex knob with separate gold M.W. scale	1/6

DIODES

1BG31	OAS Diode	2/6
1BG32	High quality diode, suitable F.M.	1/6

JACKS

1BG34	Jacks G.P.O. type	3/6
-------	-------------------	-----

MICROPHONES

1BG38	High quality Carbon Microphone inserts, 4 for 5/-, 10 for 10/- or each	2/6
-------	------------------------------------------------------------------------	-----

MOTORS

1BG40	Small 4½-6 volts D.C.	3/6
1BG41	Small 1 x 1½ x 1½, 1-3 volts D.C.	4/6

NEON LAMPS

1BG42	Small neon lamp suitable 200-240 AC/DC	2/6
-------	----------------------------------------	-----

PILOT LIGHT HOLDERS

1BG43	PLH2 Pilot lamp holders M.E.S. with bracket, 3 for	1/6
-------	----------------------------------------------------	-----

PRINTED CIRCUIT BOARDS

1BG45	BTS43 Suitable for the Mullard ECL86 amplifier	3/6
1BG46	BTS44 As above but Push Pull	7/6
1BG47	Resistor Packs, 60 assorted resistors, 30 different preferred values	6/-

SWITCHES

1BG48	Toggle Switch centre off 4 pole change over	5/6
1BG49	WS97 Bulgin S594 Heavy duty on/off switch	2/6

MAINS TRANSFORMER

1BG51	Primary 0-240V. L.T. sec. 7V at 1 amp. L.T. sec. 7V at ½ amp. Ideal for Transistor Power Pack	17/6
-------	-----------------------------------------------------------------------------------------------	------

VALVES

1BG53	EF92 Mullard	5/6
1BG54	EF86 Mullard	Small 3/6
1BG55	EZ81 Mullard	7/-
1BG56	EF80 Mullard	8/6
1BG57	ECC83 Mullard	8/6
1BG58	EL84 Mullard	8/6

Please write your name and address in block capitals

NAME

ADDRESS

HOME RADIO LTD., Dept. PW, 187 LONDON ROAD, MITCHAM
CR4 2YQ

SENSATIONAL VALUE IN HIGH FIDELITY STEREO SYSTEMS



Consisting of (1) Garrard Mk II SP25 4-speed Turntable with Pick-up. Heavy 12in. turntable, hydraulic lowering device and many other features inc. Plug in P.U. head. Fitted CS90 P.U. Cartridge ready wired on plinth (baseboard). Fitted plugs for instant use. (2) Super 30 Amplifier fully wired and fitted in cabinet above. (3) Pair of Stanton Hi-Fi Loudspeaker Units. Extremely attractive cabinets finished Satin Teak Veneer, tinted Perspex 'hinged' lid. Performance comparable with equipment at twice the cost and saving approx. £18 on above units. Special inclusive price **69 1/2 Gns.**



Inc. Garrard SP25 Mk II Player Unit (with heavy cast turntable) on plinth, ready wired, with plugs and fitted Goldring CS90 high compliance ceramic cartridge with diamond stylus. Assembled TA12 Stereo Amp. in cabinet and Pair of Dorset Speaker Units. Total for above saving **12 1/2 Gns.** Carr. 15/- for leaflet. Perspex cover 59/9 extra with above. **46 Gns.** Terms: Dep. £7.6 and 9 mthly pymts £5.3 (total £53.13).

AUDIOTRINE HIGH FIDELITY LOUDSPEAKERS



Heavy cast construction. Latest high efficiency ceramic magnets. Treated Cone surround giving low fundamental resonance. "D" indicates Tweeter Cone providing extended frequency range. Impedance 3 or 15 ohms. Response 40-18,000 c.p.s. Exceptional performance at low cost.

HF800D 8" 8W	59/9	HF120 12" 15W	89/9
HF110D 8" 10W	24.19.9	HF130D 12" 15W	79/9
HF101D 10" 15W	25.19.9	HF124 12" 15W	89/9
HF126D 12" 15W	5 gns.		

HIGH FIDELITY LOUDSPEAKER UNITS

Cabinets of latest styling Satin Teak or Walnut acoustically lined (and ported where appropriate). Credit terms available on all units.

DORSET Size 18 x 11 x 9in. Response 45-18,000 c.p.s. Rating 8-10 watts. Fitted Auditorine HF810D speaker. **£8.19.9** Impedance 3 or 15 ohms.

STANTON HIIS Size 18 x 11 x 10in. Rating 10 watts. Incorporating Auditorine HF 815 speaker with roll rubber surround and 15,000 line magnet. High flux tweeter. Handsome Scandinavian design cabinet. Ohms. Givessmoothrealisticsoundoutput. **16 Gns.**

DORCHESTER Size 24 x 15 x 10in. Fitted Auditorine HF101D speaker. Rating 15 watts. Impedance 3 or 15 ohms. Response 30-20,000 c.p.s. **12 1/2 Gns.** Provides really pleasing sound quality.

GLOUCESTER Size 25 x 16 x 10in. 12in. High flux 12,000 line speaker. Cross-over unit and Tweeter. Rating 10 watts. Smooth response **12 1/2 Gns.** 40-20,000 c.p.s. Impedance 15 ohms.

LINEAR TAPE PRE-AMPLIFIER. Type LP/1 Switched Equalisation. Positions for Recording at 1in., 3in., 7in. per sec. and Playback. EM84 Recording Level Indicator. Designed primarily as the link between a Magnavox Tape Deck and HI-FI amplifier suitable most **10 1/2 Gns.** Tape Decks. Terms available.

R.S.C. TA6 6 Watt HIGH FIDELITY SOLID STATE AMPLIFIER



200-250v. A.C. mains operated Frequency Response 30-20,000 c.p.s. -2dB. Harmonic Distortion 0-3% at 1,000 c.p.s. Separate Bass and Treble Controls. 3 input sockets for Mike, Gram, Radio or Tape. Input selector switch. Output for 3-15 ohm speakers. Max. sensitivity 5mV. Fully enclosed enamelled case, 9 1/2 x 2 1/2 x 5 1/2 in. Attractive brushed silver finish facia plate 10 1/2 x 3 1/2 in. and matching knobs. Complete kit of parts with full wiring diagrams and instructions. Carr. 7/6 Or factory built with 12 months guarantee. Post Paid 8 Gns. **6 Gns.**

RECORD PLAYING UNITS

All types available on Credit Terms. Ready to plug into Amplifier or Tape Recorder.

RP2 Consisting of Garrard SP25 Mk II (with heavy turntable) fitted Goldring CS90 high compliance ceramic Stereo/Mono cartridge with diamond stylus, plinth and cover. Nor. **22 Gns.** mally approx. £26. Carr. 15/-

RP3 As above but with Goldring Lenco GL68 Transcription unit and CS90 Cartridge. Normally approx. **32 gns.** Carr. 15/- **27 1/2 Gns.** ONLY

AUDIOTRINE PLINTHS



for Record Playing units. Teak finish cut for Garrard 1000, 2000, 3000, AT6, AT76, SP25 or Goldring GL68. Available with clear Perspex cover as ill. Carr. 7/6 **£5.19.11** Or deeper type cut for TA12, Super 15 or 30 56/6 or with cover £6.19.11. Perspex cover sold separately at 3 gns. Limited number slightly damaged but repaired by Manufacturer. 39/9 to clear.

R-S-C-TA12 13 WATT STEREO AMPLIFIER

FULLY TRANSISTORISED, SOLID STATE CONSTRUCTION HIGH FIDELITY OUTPUT OF 6.5 WATTS PER CHANNEL

with any crystal or ceramic Gram P.U. cartridge, Radio tuner, Tape recorder, 'Mike' etc. 3 separate switched input sockets on each channel * Separate Bass and Treble controls * Slide Switch for mono use * Speaker Output 3-15 ohms * For 200-250v. A.C. mains * Frequency Response 30-20,000 c.p.s. -2dB * Harmonic Distortion 0-3% at 1000 c.p.s. Hum and Noise -70dB * Sensitivities (1) 300mV (2) 100mV (3) 100mV (4) 2mV * Handsome brushed silver finish Facia and Knobs. Complete kit of parts with full wiring diagrams and instructions. Factory built with 12 mth gntee 15 Gns. Or 11 7/9. Deposit £4.16.0 and 9 mthly pymts. 29/- (Total 17 GNS.). Teak finish cabinet as above 73/6 or as in stereo system 86/6.

AUDIOTRINE HI-FI SPEAKER SYSTEMS

Consisting of matched 12in. 12,000line 10 watt 15 ohm high quality speaker, cross-over unit and tweeter. Smooth response and extended frequency range ensure surprisingly realistic sound reproduction. **5 Gns.**

Or Senior 15 watt inc. HF 126 15,000 line speaker 8 Gns. Carr. 8/6. **FR3 3-SPEAKER SYSTEM** Inc. Auditorine HF126 12in. Bass unit, with 15,000 line magnet, 5in. 10 watt, 11,000 line mid-range speaker HF510M, High flux 4in. Tweeter, Crossover units for mid and high freq. and circuit. In suitable cabinet will provide quality comparable with very expensive units. Rating 15 watts. Imp. 15 ohms. **9 1/2 Gns.** Carr. 7/6. Or assembled and wired on board for 101 Gns. **9 1/2 Gns.**

HI-FI 'SPEAKER ENCLOSURES

Teak veneer finish. Modern design. Acoustically lined and ported. **JES** Size 20 x 11 x 8in. Gives Pleasing results **4 Gns.** with any 8in. HI-FI 'speaker'. **SES** For optimum performance with any 8in. **5 Gns.** HI-FI 'speaker'. Size 22 x 15 x 9in. **SE10** For outstanding results **SE12** For excellent performance with 10in HI-FI 'spkr. **6 Gns.** Tweeter. Size 25 x 16 x 10 1/2 in. **7 Gns.**

R.S.C. TFM1 SOLID STATE VHF/FM RADIO TUNER

Total cost of parts with detailed wiring diagrams & instructions. Carr. 12 1/2 Gns.

HIGH-SENSITIVITY 200-250V. A.C. MAINS OPERATION

*Sharp A.M. Rejection. *Drift-free reception. *Output ample for any amplifier (approx. 500 m.v.). *Simple alignment instructions. *Output available for feeding tuning meter. *Output for feeding Stereo Multiplexer. *Tuner head using silicone Planar Transistors. *Designed for standard 80 ohm co-axial input. Visually matching our Super 15 and 30 amplifiers and of the same high standard of performance and reliability. The pre-wired tuning head facilitates speed and simplicity of construction. Printed circuitry. Only first grade transistors and components used. A quality product at half the cost of comparable units. Stereo version, all parts 19 1/2 gns. Assembled 25 1/2 gns. Carr. 10/-

R.S.C. SUPER 15 HI-FI AMPLIFIER

FULLY TRANSISTORISED 200/250v. A.C. Mains. OUTPUT 10 WATTS R.M.S. cont. into 15 ohms. 15 WATTS R.M.S. cont. into 8-4 ohms.

LATEST TRANSDISTORS. AD149, AD149, AD149, OCL27Z, OCB1Z, OC44, OC44, OCB1Z, OC44, AC107. 5 POSITION INPUT SELECTOR SWITCH EQUALISATION to Standard R.I.A.A. and C.C.I.R. Characteristics for Gram and Tape Heads.

FULL TAPE MONITORING FACILITIES. SENSITIVITIES: Magnetic P.U. 4 mV. Crystal or Ceramic P.U. 400 mV. Microphone 4.5 mV. Tape Head 2.5 mV. Radio/Aux or Ceramic P.U. 110 mV.

FREQUENCY RESPONSE: ±2dB 20-20,000 c.p.s. **TREBLE CONTROL:** +15dB to -14dB at 10K c/s. **NEG FEEDBACK:** 52dB. **BASS CONTROL:** +17dB to -15dB at 50 c/s. **HUM LEVEL:** -75dB. **HARMONIC DISTORTION** at 10 Watts 1,000 c.p.s. 0-25%. Complete Kit of parts with full constructional details and wiring diagrams. Carr. 12/6. Carr. 12/6

Supplied factory built 15 Gns. Carr. 12/6. Terms: Deposit 4 Gns. and 9 monthly payments 31/1 (Total £18.3.9). Or fitted in beautiful walnut or Teak veneered cabinet as illustrated. 3 1/2 Gns. extra.

ALL COMPONENTS ETC. ARE OF A HIGH STANDARD AND SUPPLIED BY LEADING BRITISH MANUFACTURERS.

R.S.C. SUPER 30 STEREO AMPLIFIER

A DUAL CHANNEL VERSION OF THE SUPER 15. Employing Twin Printed Circuits. Close tolerance Ganged Pots. Matched Components. **CROSS TALK:** ±2dB at 1,000 c.p.s.

CONTROL: 5 position Input Selector, Bass Control, Treble Control, Volume Control, Balance Control, Stereo/Mono Switch, Tape Monitor Switch, Mains Switch, INPUT SOCKETS (Matched Pairs). (1) Magnetic P.U. (2) Ceramic or Crystal P.U. (3) Radio/Aux. (4) Tape Head/Microphone. Operation of Input Selector Switch assures appropriate equalisation. Rigid 18 s.w.g. Chassis. Size approx. 12in. wide, 3in. high and 8in. deep. Neon Panel Indicator. Attractive Facia Plate and Spun Silver Matching Knobs. Above facilities, etc., except for Ganging and Balance Control, apply also to Super 15.

THESE UNITS ARE EMINENTLY SUITABLE FOR USE WITH ANY MAKE OF PICK-UP OR MICROPHONE (Crystal, Ceramic, Magnetic, Moving Coil, Ribbon). CURRENTLY AVAILABLE SUPERB SOUND OUTPUT QUALITY CAN BE OBTAINED BY USING WITH FIRST RATE ANCILLARY EQUIPMENT. All required parts, point to point wiring diagrams and detailed instructions. Carr. 15/-

Unit factory built, 27 Gns. or deposit £8.2.0 and 9 monthly payments 58/3. (Total £31.8.3). Fitted cabinet as Super 15 30 Gns. Carr. 15/- or Deposit £8.2.6 and 9 monthly pymts 64/- (Total £34.18.6). Send S.A.E. for leaflet.

11 1/2 Gns.

Supplied factory built 15 Gns. Carr. 12/6. Carr. 12/6

Supplied factory built 15 Gns. Carr. 12/6. Carr. 12/6

Supplied factory built 15 Gns. Carr. 12/6. Carr. 12/6

Supplied factory built 15 Gns. Carr. 12/6. Carr. 12/6

Supplied factory built 15 Gns. Carr. 12/6. Carr. 12/6

Supplied factory built 15 Gns. Carr. 12/6. Carr. 12/6

Supplied factory built 15 Gns. Carr. 12/6. Carr. 12/6

Supplied factory built 15 Gns. Carr. 12/6. Carr. 12/6

Supplied factory built 15 Gns. Carr. 12/6. Carr. 12/6



HI-FI CENTRES LTD.

MAIL ORDERS TO: 102 Henconner Lane, Bramley, Leeds 13. No C.O.D. under £1. Terms C.W.O. or C.O.D. Postage 4/6 extra under £2. 5/9 extra under £5. Trade supplied. S.A.E. with enquiries please. HI-FI Catalogue 4/6.

32 High Street. (Half-day Thurs.) Tel. 56420 **LEICESTER**

5-7 County (Mecca) Arcade, Briggate (No half-day Tel). 28252 **LEEDS**

73 Dale St. (No half-day) Tel. CENTRAL 3573 **LIVERPOOL**

238 Edgware Road, W2 (Half-day Thurs.) Tel. PAD 1629 **LONDON**

96 High Holborn, WC1. Tel. HOL 9374 (Half-day Sat). 60A-60B Oldham Street (No half-day) Tel. CENTRAL 2778 **MANCHESTER**

106 Newport Rd (Half-day Wed) Tel. 47096 **MIDDLESBROUGH**


41 Blakett Street (Opp Fenwicks Store) (Half-day Wed.) Tel. 21469 **NEWCASTLE UPON TYNE**

13 Exchange Street (Castle Market Bldgs.) (Half-day Thurs.) Tel. 20716 **SHEFFIELD**


Open all day Sats. except High Holborn

AUDIOTRINE HI-FI TAPE RECORDER KIT

REALISM AT INCREDIBLY LOW COST Please send S.A.E. CAN BE ASSEMBLED IN AN HOUR for leaflet. ONLY 4 PAIRS OF SOLDERED JOINTS PLUS MAINS. Incorporating latest Magnavox Tape Deck. High quality Tape Amplifier with switched equalisation for each of 3 speeds. High Flux P.M. Speaker, empty Tape Spool, Reel of Best Quality Tape and handsome Portable Cabinet of latest styling, finished dark grey leathercloth. Size 14 1/2 x 17 x 8 1/2 in. and circuit. Purchased separately would total approx. £34. Performance equal to units in the £50-£50 class. Deposit 4 gns. and 9 monthly payments 59/6 **26 1/2** GNS. (Total 29 1/2 gns). 4 Track Model 3 gns. extra. Carr. 19/6



STEREO/TEN HIGH QUALITY AMPLIFIER



5 watts high quality output on each channel. Sensitivity 50 millivolts. Suitable all crystal or ceramic stereo heads. Gained Bass and Treble Controls. Valves ECC83, (2) EL84, (2) EZ81. For 2-3 ohm speakers. Complete kit with full wiring diagrams and instructions. Or supplied factory assembled **£8.15.0** with 12 months' guarantee for 11 gns. Carr. 11/6 Terms: Dep. 3 gns. and 9 monthly payments 22/9 (Total £13.7.9).

R.S.C. STEREO/20 HI-FI AMPLIFIER

PROVIDING 10/14 WATT ULTRA LINEAR PUSH-PULL OUTPUT ON EACH CHANNEL. SUITABLE FOR "MIKE", GRAM, RADIO OR TAPE. (7) valves ECC83, (2) EL84, (4) EZ81. Frequency Response: ±2dB 30-20,000 c.p.s. Hum level: 65dB down. Sensitivity: 20 millivolts max. Harmonic distortion: 0.2%. ★Four-position tone compensation and Input Selector Switch. ★Stereo/Mono switch. ★Neon panel indicator. ★Handsome Perspex Frontplate. ★Separate Bass and Treble controls. Output transformers are high-quality sectionally wound. Outputs for 3 and 15 ohms speakers. Complete set of parts, point-to-point wiring diagrams and instructions. Or factory assembled with our usual 12 months' guarantee for 19 gns. Or Deposit 24-10.0 and 9 Carr. 12/6 monthly payments £2 (Total £22.10.0). Send S.A.E. for leaflet.



R.S.C. 4/5 watt A5 HIGH GAIN AMPLIFIER



A highly sensitive 4-valve quality amplifier for the home, small club, etc. Suitable for all crystal or ceramic P.U. heads and most "mikes". Separate Bass and Treble controls. Hum level 71dB down. Negative Feedback 15dB. For A.C. mains 200-250v. Speaker output 3 ohms. Complete Kit with point-to-point wiring diagrams and **£4.17.9** instructions.

R.S.C. A10 30 WATT ULTRA LINEAR HI-FI AMPLIFIER

Highly sensitive. Push-Pull high output, with Pre-amp./Tone Control Stages. Performance figures equal to most expensive amplifiers. Hum level -70dB. Frequency response ±3dB 30-20,000/c.s. Sectionally wound output transformer. All first grade components. Valves EL84, EL86, ECC83, 807, CZ34. Separate Bass and Treble Controls. Sensitivity 12 millivolts so that any kind of Microphone or Pick-up is suitable. Designed for Clubs, Schools, Theatres, Dance Halls or Outdoor Functions, etc. For use with Electronic Organ, Guitar, String Bass, etc. Gram, Radio or Tape. Reserve L.T. and H.T. for Radio Tuner. Two inputs with associated volume controls so that two 3 and 15 ohm speakers. Complete kit of parts with point-to-point wiring diagrams and instructions. Twin-handled perforated cover 25/-. Supplied factory built with Carr. 12/6 **12 Gns.** EL34 output valves. 12 months guarantee for 15 gns. TERMS: Deposit £1.13.0 and 9 monthly payments of 28/9 (Total £17.11.9). Send S.A.E. for leaflet.



R.S.C. A11 HIGH FIDELITY 12-14 WATT AMPLIFIER

PUSH-PULL ULTRA LINEAR OUTPUT "BUILT-IN" TONE CONTROL PRE-AMP. Two input sockets with associated controls allowing mixing of "mike" and gram, etc. etc. High sensitivity. Valves ECC83, EL84, EL86. High quality sectionally wound output transformer. INDIVIDUAL CONTROLS FOR BASS AND TREBLE. Frequency response ±3dB 30-20,000/c.s. Hum level -60dB. SENSITIVITY 23 millivolts. Suitable for Crystal or Ceramic P.U.S. all types "mikes". Comparable with the best designs. For Musical Instruments (as String Bass, Electric Guitars, etc. Reserve Power 300v, 30mA and 6.3v, 1.5a. for Radio Tuner or Tape Pre-amp. Size approx. 12 x 9 x 7 1/2 in. For A.C. mains 200-250v. 0.5 c.p.s. Output for 3 and 15 ohm spkrs. **£8.15.0** Send S.A.E. Full instructions and point-to-point wiring diagrams Carr. 11/6 (or factory built £11.15.0). Metal cover with 2 handles available for 25/-. TERMS ON ASSEMBLED UNITS. Deposit 7/6 and 9 monthly payments of 22/- (Total £13.0.6).



R.S.C. A11 TRANSISTORISED VERSION of above complete kit 9 gns. Carriage 9/6.

R.S.C. BASS-REGENT 50 WATT AMPLIFIER

AN EXCEPTIONALLY POWERFUL HIGH QUALITY ALL-PURPOSE UNIT For lead, rhythm, bass guitar and all other musical instruments. For vocalists, gram, radio, tape, and general public address. ★ UNUSUALLY POWERFUL LOUDSPEAKER COMBINATION consisting of a FANE HIGH FLUX 12in. 30 watt unit PLUS a FANE 12in. 20 watt unit with extended frequency response. ★ 4 Jack inputs and two Volume Controls for simultaneous use of up to 4 pick-ups or "mikes". ★ Separate Bass and Treble Controls giving "lift" and "cut". **49 1/2** Gns. Carr. 30/- Or dep. 27.17.6 and 9 mthly pymts of £5.10.10. (Total 55 gns.) Send S.A.E. for leaflet.



ALSO B20 BASS inc. 15in. 25w. SPKR 29 1/2 Gns. G15 inc. 12in. 20w. SPKR 19 1/2 Gns.

G80 80 WATT AMPLIFIER

2 Channels, 6 inputs, Tremolo, 2 Columns and 1 Bass Speaker unit with two 15in. Extra Heavy Duty Speakers. **99** Gns. ^{£3}

99 Gns. ^{£3}

R.S.C. BATTERY/MAINS CONVERSION UNITS

Type BM1. An all-dry battery eliminator. Size 5 1/2 x 4 1/2 in. approx. Completely replaces batteries supplying 1.5v. and 90v. where A.C. mains 200/250v. 50c/s is available. Complete kit with diagram 47/8 or Ready for use 59/11.



POWER PACK KIT

Consisting of Mains transformer, Metal Rectifier, Electrolytic, smoothing choke, chassis and circuit. 200/250v. A.C. **22/11** mains. Output 250v. 60mA 6.3v. 2a. Supplied with case in lieu of chassis **26/11**. Or assembled **39/11**.

LINEAR TREMOLO/PRE-AMP UNITS

Suitable for use with any of our Amplifiers. Controls: Speed (frequency of interruptions) Depth **4 1/2** (for heavy or light effect) Vol and Switch. **2 Gns.**

SELENIUM RECTIFIERS F.W. (Bridged)

All 6/12v. D.C. output. Max. A.C. input 18v. 1a. 3/11. 2a. 6/11. 3a. 9/9. 4a. 12/9. 6a. 15/9. 10a. 25/9.



4 amp. with variable charge rate selector **49/9**

6 amp heavy with variable charge rate selector **69/9**

Both types 200-250 A.C. mains. Ready built 10/- extra.

LONDON-GLASGOW

New branches now open—see addresses

R.S.C. COLUMN SPEAKERS

Covered in two-tone Rexine/Vynair, ideal for vocalists and Public Address. 15 ohm matching. Type C48, 25-30 watts. Fitted four 5in. high flux 7 watt speakers. Overall size **15 Gns.** approx. 42 x 10 x 5in. Or deposit 44/- and 9 mthly pmts 34/9 (Total £18.1.6) Carr. 10/- Type C42, 40 watts. Fitted four 12in. 12,000 line 10 watt speakers. Overall size **22 Gns.** 56 x 14 x 9in. approx. Carr. 15/6 Or Deposit £3.13.0 and 9 monthly payments of 50/- (Total £26.3.0).



30 WATT HI-FI AMPLIFIER

For Guitar, Vocal or Instrumental Group

A 2 Input, 2 volume control HI-FI unit with Separate Bass and Treble controls. Peak rating 60 watts. Latest Strong Rexine covered cabinet with handles. Attractive black/gold perspex face. Neon indicator. For 200-250v. A.C. mains **18 Gns.** Carr. 12/6 For 3 or 15 ohm speakers. Send S.A.E. for leaflet. Deposit 3 gns. and 9 monthly payments of 39/8 (Total £21).

12in. HIGH QUALITY L'SPEAKERS

In teak veneered cabinets. Size 15 x 15 x 7in. 10 Watt Model. Gauss 12,000 **5 Gns.** lines. 3 or 15 ohms.

20 Watt Model. 15 ohm. Size **8 Gns.** 18x18x10in. Gauss 12,000 lines.

Rexine covered £1 extra. Terms available. 30 Watt Model. Rexine covered **10 Gns.**



LOUDSPEAKERS

Limited number at fraction of list price 15 ohms impedance. Brand new, guaranteed. Terms available over £8.

12in. 10 watt **59/11** 12in. 20 watt **£5.15.0** HIGH FLUX DUAL CONE Carr. 6/9

12in. HEAVY DUTY 30 watts. **£6.19.9** Carr. 10/-

15in. EXTRA HEAVY DUTY 40 watts **12 Gns.** Massive units. Usually 18 Gns. Carr. 15/-.

15in. EXTRA HEAVY DUTY 40 watts **12 Gns.**

Massive units. Usually 18 Gns. Carr. 15/-.

FANE 'POP' 100 L'SPEAKER

18" 100 Watt Post Free **19 Gns.**

Fantastic power handling. Guaranteed 2 years.

R.S.C. GRAM AMPLIFIER KIT, 4 watts output. Negative feedback. Controls: Vol. Tone and Switch. Mains operation 200-250v. A.C. Fully isolated chassis. **49/11** Circuit etc. supplied. ONLY

TWO-WAY TELEPHONE AMPLIFIERS

Speak and Listen with both hands free. Compact transistorised Dry Battery operated. **£3.19.9**

TRANSISTOR

SALE

Mullard OC71
OC72, OC81
2/11
OC48, OC45,
3/11
OC75, 7/9,
AF117, 6/9,
Post 6d. for 3.

R.S.C. MAINS TRANSFORMERS

FULLY GUARANTEED. Interleaved and Impregnated. Primary 200-250v. 50c/s. Screened. MIDGET CLAMPED TYPE 2 1/2 x 2 1/2 in. 14/11
250-60mA, 6.3v. 2a. 15/11
250-250v., 60mA, 6.3v. 2a. 15/11
FULLY SHROUDED UPRIGHT MOUNTING
300-350v., 60mA, 6.3v. 2a., 0-5-6.3v. 2a. 19/9
250-250v., 100mA, 6.3v. 4a., 0-5-6.3v. 3a. 33/9
300-300v., 100mA, 6.3v. 4a., 0-5-6.3v. 3a. 33/9
300-300v., 130mA, 6.3v. 4a., c.t., 6.3v. 1a. 39/9
For Mullard 510 Amplifier 41/9
350-350v., 100mA, 6.3v. 4a., 0-5-6.3v. 3a. 33/9
350-350v., 150mA, 6.3v. 4a., 0-5-6.3v. 3a. 42/9
425-425v., 200mA, 6.3v. 4a., c.t., 5v. 3a. 67/9
425-425v., 200mA, 6.3v. 4a., 6.3v. 4a., 5v. 3a. 69/9
450-450v., 250mA, 6.3v. 4a., c.t., 5v. 3a. 79/9
TOP SHROUDED DROP-THROUGH TYPE
250-250v., 70mA, 6.3v. 2a., 0-5-6.3v. 2a. 19/9
250-250v., 100mA, 6.3v. 3.5a. 21/9
250-250v., 100mA, 6.3v. 2a., 6.3v. 1a. 22/9
350-350v., 80mA, 6.3v. 2a., 0-5-6.3v. 2a. 23/9
250-250v., 100mA, 6.3v. 4a., 0-5-6.3v. 3a. 32/9
300-300v., 100mA, 6.3v. 4a., 0-5-6.3v. 3a. 32/9
300-300v., 130mA, 6.3v. 4a., 0-5-6.3v. 3a. 39/9
Suitable for Mullard 510 Amplifier 39/9
350-350v., 100mA, 6.3v. 4a., 0-5-6.3v. 3a. 32/9
350-350v., 150mA, 6.3v. 4a., 0-5-6.3v. 3a. 39/11
FILAMENT or TRANSISTOR POWER PACK TYPES
6.3v. 1.5a. 6/9; 6.3v. 2a. 7/9; 6.3v. 3a. 9/9; 6.3v. 6a. 19/9; 12v. 1a. 8/9; 12v. 3a. or 2v. 1.5a. 19/9
0-9-18v. 1 1/2a. 15/9; 0-12-25-42v. 2a. 27/9
CHARGER TRANSFORMERS 0-9-15v. 1 1/2a. 13/11; 2 1/2a. 16/11; 3a. 18/11; 5a. 21/11; 6a. 25/11; 8a. 31/11
AUTO (Step Up/Step Down) TRANSFORMERS
0-110/120v., 200-250v., 50-60 watts 14/9
100 watts, 29/11; 250 watts 49/9; 500 watts 99/9
OUTPUT TRANSFORMERS
Standard Pentode 5,000Ω or 7,000Ω to 8Ω 7/9
Push-Pull 8 watts EL84 to 3Ω or 15Ω 11/9
Push-Pull 10 watts 6V6 ECL86 to 3Ω, 5Ω, 8Ω or 15Ω 21/9
Push-Pull EL84 to 3Ω or 15Ω 19-12 watts 19/9
Push-Pull Ultra Linear for Mullard 510, etc. 35/9
Push-Pull 15-18 watts, sectionally wound 6L6, KT66, etc. for 3 or 15Ω 29/9
Push-Pull 20 watt high quality sectionally wound EL84, EL6, KT66 etc. to 3 or 15Ω 55/9

INTEREST

CHARGES

REFUNDED

on H.P. and Credit Sale Accounts settled in 3 months.

R.S.C. 6/12V CAR

BATTERY CHARGERS

Complete kit of parts incl. Ammeter and Circuit.

4 amp. with variable charge rate selector **49/9**

6 amp heavy with variable charge rate selector **69/9**

Both types 200-250 A.C. mains. Ready built 10/- extra.

SMOOTHING CHOKES

150mA, 7-10H, 250Ω 12/9

100mA, 10H, 200Ω 9/11

80mA, 10H, 350Ω 7/9

60mA, 10H, 400Ω 4/11



HI-FI CENTRES LTD.

LOOKING FOR SOMETHING DIFFERENT?



KA Series Educational Kits. 10 personal science adventures for the youngsters. Each a complete, easy, safe school tested project already over half a million in use by Students. Practical kits to observe and learn why motors turn, bells ring; how Firemen get pressure in a hose. Explore the power in a magnet; light bouncing from a mirror; how telegraph signals are formed; how to make scientific measurements. Verify basic physical laws by demonstration. A new world of practical education is opened with **EAGLE'S** fascinating KA Kits. Visit your **EAGLE Dealer** to inspect this exciting new range—such good value at 7/6 to 8/6.

FOR VERSATILITY RELIABILITY AND SOUND VALUE INSIST ON



Distributed by B. Adler & Sons (Radio) Ltd., Coptic Street, London, W.C.1

LIND-AIR COMPONENT BARGAINS

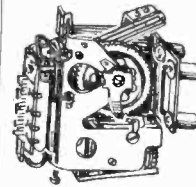
TRANSISTORS • VALVES • DIODES

WE HAVE A COMPLETE RANGE OF NEW AND OLD TYPES OF VALVES, TRANSISTORS AND DIODES. FULL LISTS AVAILABLE ON APPLICATION.

TRANSISTORS		VALVES		DIODES	
OC3	6/-	V6020P	8/6	EZ80	6/6
OC16	20/-	V6030	10/-	EZ81	6/6
OC23	15/-	BFY50	8/6	PC084	8/6
OC28	12/6	BFY51	7/-	PCL85	11/6
OC22	10/-	BFY52	8/-	PCL82	10/6
OC24	17/6	BYZ12	10/-	PCL86	11/6
OC25	9/6	BYZ13	10/-	KT86	27/6
OC29	15/-	BCY33	7/6	KT88	27/6
OC35	12/6	BCY34	8/6	DY86	9/6
OC36	12/6	BCY10	7/6	EBC33	9/6
OC41	6/-	BCY38	9/6	DK96	9/6
OC42	5/-	BCY39	12/6	DAF96	7/6
OC44	5/-	BCY12	7/6	DL96	8/6
OC45	2/6	AC107	14/6	DF96	8/-
OC96	19/6	AC127	9/-	PY81	7/6
OC70	4/-	ACY17	8/6	PL81	8/6
OC71	4/-	ACY19	8/6	PY33	10/6
OC72	5/-	ACY20	5/6	PL36	15/6
OC73	9/6	ACY21	6/-		
OC75	6/-	ACY22	4/6		
OC76	5/-	AF102	18/-		
OC77	7/-	AF114	7/-		
OC78	5/-	AF115	6/6	OA5	4/6
OC78D	5/-	AF116	7/-	OA3	3/-
OC81	5/-	AF117	5/-	OA71	3/6
OC81D	5/-	AF118	17/6	OA81	2/6
OC82	6/-	AF124	10/-	OA5	1/6
OC123	11/6	AF125	10/-	OA200	3/3
OC139	8/-	AF126	10/-	OA202	4/3
OC140	10/-	AF127	9/6	OA203	4/-
OC170	6/-	AF139	10/-	OA210	7/6
OC171	7/-	AF186	17/6	OA5	4/6
OC200	7/6	AFZ11	17/-	OA10	3/-
OC201	12/6	AFZ12	12/6	OA47	3/-
OC202	13/6	ASY26	6/6	OA70	2/-
OC203	10/6	MAT100	7/9	OA79	2/6
OC204	15/-	MAT101	8/6	IN91	3/-
OC205	15/-	MAT120	7/9	IN253	7/-
OC206	19/6	MAT121	8/6	IN254	4/-
OC711	19/6			IN255	6/6
ST721	15/-			IN537	6/6
ST723	10/-	EL84	9/6	IN647	5/-
ST140	4/-	EY86	9/6	IN2373	5/6
ST141	8/-	EY86	9/6	IN2374	15/-
V92R	6/-	DY87	8/6	IN2379	25/-
V94R	6/6	BCY33	8/6	IN58	3/6
V98R	7/-	BCY38	8/6	INU59	3/6
V1050A	6/-	ECY81	5/6	GEX44	2/6
V1520P	10/-	FABC80	8/6	GEX53	2/-
V1580P	10/-	U184	8/6		
V13020P	8/-	UF41	10/6	PGT Power Mounting Kits	3/9
		UY41	8/6		

P.P. and Insurance 2/-

SELECTOR DRIVE

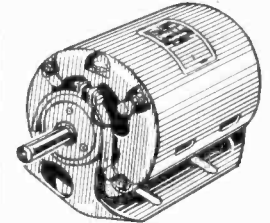


Numerous applications.

Electro magnet and brass tooth wheel. A switch wiper and contacts are coupled to this and arranged to


be on for 10 pulses and off for 15. An Auxiliary contact is normally on but off in every 25. Complete with suppressor, resistors, plus series contact for continuous operation. Ideal window displays, switching lamps, models, etc. 12v. or 24v. D.C. Brand new and boxed, 12/6. P & P. 2/6.

1/3 H.P. MAINS MOTOR



Made by Crompton Parkinson. Single phase 1/3 h.p. Motor. 230/250v. 50 cycles. 1.3 amps. 1,425 r.p.m. Continuous rating. Spindle 1 1/2 x 3/16 in. Overall size less spindle approx. 8 x 1 1/2 in. Perfect condition. A bargain for the work bench. ONLY 79/6. Carr. 20/- (1 h.p. Motor also available, 99/6. Carr. 29/-)

DELAY ACTION TIME SWITCH



Made by Smiths. A.C. operation 200/250 v. Double pole. Will give

time delays from 0-10 minutes. Size 2 1/2 in. dia. x 2 1/2 in. long inc. 3 in. x 3/16 in. dia. spindle. BARGAIN PRICE 17/6. P. & P. 2/6.

AUTO TRANSFORMERS

Input	Output	Price
0-200, 220, 240V.	110V.	
50W	1,000W	£9.9.0
75W	1,200W	£15.15.0
100W	2,000W	£18.10.0
150W	3,000W	£25.10.0
200W	4,000W	£34.18.0
300W	0-30V, 1A	30/-
400W	0-30V, 1A	17/6
500W	0-30V, 2A	37/6
600W	0-30V, 3A	42/-

Post extra

MAINS TRANSFORMERS

Input	Output	Price
Input 200/250V 50c/s.		
24V 3A	£2.12.6	
24V 8A	£5.5.0	
24V 5A	£3.15.0	
24V 12A	£8.15.0	

Post extra.
Main and Output Transformer lists available on request.

MOTOR BARGAINS

Ideal for model makers, record players, decks, etc.



6.3 D.C. Motor. 10,900 r.p.m. at 230mA. 1 1/2 in. x 1 in. diameter. Shaft 1/8 in. long x 3/64 in. diameter, 9/6. P. & P. 2/6.



9v. D.C. Gram deck replacement motor. 2 in. x 1 1/2 in. diameter. Shaft 1/2 in. long x 3/32 in. 17/6. P. & P. 2/-.

SYNCHRONOUS CLOCK MOTORS



Geared for 40 revolutions per hour. 230v. 50 cycle, with mounting flanges. Size approximately 1 1/2 in. deep x 2 1/2 in. diameter. ONLY 22/6. P. & P. 2/6.

SEE LIND-AIR OPPOSITE

LIND-AIR (ELECTRONICS) LTD.

London's
Leading
Component
Shops


ALL POST
ORDERS TO
Dept. PW568
25 Tottenham
Court Road,
London, W.1

25 & 53 TOTTENHAM CT ROAD, LONDON W.1. Tel.: 01-580 4534/7679.

Open 9-6 pm Monday to Saturday inclusive. Open Thursday until 7 pm


1.5 WATT AMPLIFIER

An ideal basis for building your own portable record player. Just add speaker and turntable and you will have an above-average model for a mere fraction of the cost. 2.3 watt printed circuit with control panel on flying lead. ON, OFF, TONE CONTROL AND VOLUME, COLOURFUL TOUCHES. Tripart valves: E250, ECL82 and composite installation booklet. Only **85/-** P. & P. 3/6.



MAGNAVOX-COLLARO 363 TAPE DECKS


The very latest 3-speed model—1 $\frac{1}{2}$, 3 $\frac{1}{2}$, 7 $\frac{1}{2}$ i.p.s. available with either 2 track or 4 track head. Features include: Pause control, digital counter, fast forward and rewind; new 4-pole, fully screened induction motor; interlocking keys. Size of top plate 13 $\frac{1}{2}$ x 11 x 5 $\frac{1}{2}$ in. deep below unit plate. For 200/250v. A.C. mains. 50 c.p.s. operation. New, unused and fully guaranteed. 2 track model **£10.10.0** 4 track model **£13.19.6** Carriage and Packing 12/6 extra.



MARTIN TAPE AMPLIFIERS

FOR USE WITH ABOVE DECKS. 2 tracks model **£14.19.6**; 4 track model **£15.19.6**. Carriage and Packing 12/6.

MULTIMETERS



MODEL TTC.1001. 20,000 O.P.V. with overload protection. D.C. Volts 5, 25, 125, 500, 2,500v. A.C. volts 10, 50, 250, 100v. D.C. MA 250mA-500A. With probe and carrying case. ONLY **85/-** P. & P. 5/6.



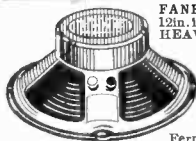
MODEL TTC.1030. 50,000 O.P.V. D.C. Volts, 0-3, 12, 60, 120, 300, 600, 1,200v. A.C. Volts, 6, 30, 120, 600, 1,200v. D.C. mA 0-3-300 (100) probes and carrying case. ONLY **£11.19.6** P. & P. 5/6.

9 IN 1 ELECTRONIC KIT




Build nine different projects from one basic kit—simple instructions, no technical knowledge required for you to build a Police Siren, Metronome, Morse Code Amplifier, Electronic Messenger, W/T Transmitter, Radio Telephone, One-transistor Radio, Two-transistor Radio, Electronic Music Kit. Completely safe-operated on 9v. PP3 battery. Hours of fun for boys and dads of all ages. Complete with all parts and simple step by step instructions. ONLY **89/6**. P. & P. 5/6.

UNREPEATABLE BARGAINS!



FANE 122/17. 12in. in 25 WATT HEAVY DUTY HI-FI LOUD SPEAKERS With high efficiency Antistatic Ferrite magnet. 17,000 gauss. Imp. 3-5 ohms. Brand new and guaranteed. List Price **£12**. LIND-AIR PRICE **£8.19.6**. P. & P. 7/6.

E.M.I. COMBINATION LOUD SPEAKERS. 13 $\frac{1}{2}$ x 8 $\frac{1}{2}$ in. Elliptical with 3 $\frac{1}{2}$ in. dia. Tweeter. Imp. 8 ohms. Power handling 10 watts. Brand new and guaranteed. List price **£8.5.0**. LIND-AIR PRICE **99/6**. P. & P. 7/6. (Also available without tweeter 59/6. P. & P. 7/6.)



FANE 301

TWEETERS Imp. 3-5 ohms. 17,000 gauss. 12 watt. Brand new and guaranteed. List price **£3.15.0**. LIND-AIR PRICE **59/6**. P. & P. 3/6.

GOODMANS SPEAKER BARGAINS: 6in. 3 ohms, 15/6; 6in. 3 ohms, 29/6; 8in. 3 ohms, 32/6; 10in. 5 ohms, 65/-; 10in. x 6in. 3 ohms, 32/6. Tweeter, 19/6. P. & P. 3/6 per speaker.

AERIALS. TV/UHF/VHF/STEREO

Vantena Table Top V Aerial BBC/ITV, 28/6. Cresta Room Aerial Band 1/II/III Cream or Black, 26/6. Veemaster Table Top VHF/UHF Tunable Aerial, Crane or Grey, 76/6. YAGI all Channel Table Top Aerial BBC1/2/ITV/VHF, 65/-, HL523 Loft Aerial HILO V + 5 for vertical. Band 1/III. With mounting arm and bracket, 53/-, New Major 10 element BBC2 Aerial for loft or outdoor fixing. With roller bracket for up to 2in. dia. mast, 45/6. H. Hunter 13 element BBC2 Aerial as above, 57/-, E1. Explorer 18 element BBC2 Aerial as above, 69/-, Loft Six. 6 element BBC2 Aerial for loft or outdoor fixing. With arm and bracket, 37/6. J-Beam 4 element outdoor Band II VHF/PM Stereo Aerial. With mast, 87/-, Please add 4/- postage.

STEREO HEADPHONES



EAGLE SET 16 ohms, 79/6. T.T.C. Stereo scope 8 ohms, 49/6. P. & P. 4/6 each.

Enjoy Stereo Sound as you have never heard it before. MODEL TTC. G1111 as illustrated. Soft padded earphones. Adjustable headband. Impedance 8 ohms per phone. Frequency range 26-13,000c.p.s. With 5ft. lead. Price 69/6. P. & P. 4/6. Other similar types available AKAI ASE88, 8 ohms, £6.6.0. CORAL E102 16 ohms. £5.19.6.

GARRARD DECKS



3000 with Sonotone 9TAHC Stereo Cartridge..... **£8.19.6**
3000 with Sonotone 9TAHC Diamond Stereo Cartridge..... **£9.19.6**
AT60 MK. I less cartridge..... **£10.19.6**
AT60 MK. II less cartridge..... **£12.19.6**
AT60 MK. II with Decca Deram Stereo Cartridge..... **£17.14.0**
SP.25 MK. II less cartridge..... **£10.19.6**
SP.25 MK. II with Decca Deram Stereo Cartridge..... **£15.14.0**
AP.75 less cartridge..... **£22.11.6**
LAB.80 MK. II less cartridge..... **£24.19.6**
All plus P. & P. 12/6.

Mono Cartridge 17/6 extra. Stereo Cartridge 22/6 extra.

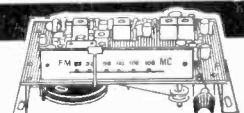
TRANSISTOR F.M. TUNER

SAVE **£2.2.0!**

6 Transistor FM tuner. Frequency range 88-108 Mc/s. Size 6 x 4 x 2 $\frac{1}{2}$ in. Ready built for use with most amplifiers, 9v battery operation. Complete with instructions. List Price 9 gns.

LIND-AIR PRICE **7 Gns.**

P. & P. 4/-



MULTIPLY ADAPTOR for Stereo Radio Reception **£5.19.6 extra.**

BARGAIN OFFER! FANTAVOX CASSETTE TAPE PLAYER



Specially designed to replay the well known and popular Musicasettes—pre-recorded tape cassettes offering a wide choice of all types of music from pop to classical. Up to 40 minutes of quality reproduction through built-in speakers. Simple off/play and volume controls. Fully transistorised operating on 6 pen-light batteries. Modern compact styling with earpiece socket and wrist strap. Size 6 $\frac{1}{2}$ x 4 $\frac{1}{2}$ x 2 $\frac{1}{2}$ in.

LIND-AIR PRICE **£9.19.6** Carr., pkg. and Ins. 5/-.

COMPLETE HI-FI STEREO SYSTEM

ALL TRANSISTOR 6 WATTS PER CHANNEL STEREO HI-FI SYSTEM OFFERING A PERFORMANCE EQUAL TO IF NOT BETTER THAN SIMILAR SYSTEMS COSTING UP TO DOUBLE THE PRICE. Modern styling plus advanced circuitry using latest silicon transistors throughout. The famous GARRARD 3000 Record Change fitted lightweight tubular arm with SONOTONE 9TAHC STEREO/MONO DIAMOND CARTRIDGE will play all sizes of records. (4 speeds 78, 45, 33 1/3, 16 2/3 r.p.m.) Will play up to 9 records automatically. Also provision for manual play. Amplifiers and controls are mounted below record player and incorporate Bass, Treble, Volume and Balance controls and On/Off, (titan/Radio, Mono) Stereo slide switches. TWO IDENTICAL LOUDSPEAKER SYSTEMS each incorporating separate bass speakers and high frequency units with crossover network provide full frequency reproduction and are complete with 10ft. leads and plugs for connection to amplifier. Will fit easily on to bookshelves, room dividers or existing furniture. BRIEF SPEC. Player/Amplifier unit. Teak finish, size 16 $\frac{1}{2}$ x 14 x 8 $\frac{1}{2}$ in. 200/250v. A.C. operation. Inputs for Radio Tuner/Tape Recorder also outputs for Tape Recorder. Loudspeaker Systems. Teak finish, size (each) 13 x 7 x 8 in. Supplied complete with instruction booklet, ready to plug in and play. SEND YOUR ORDER NOW OR CALL AND HEAR THIS MARVELLOUS HI-FI STEREO SYSTEM (Teak finish). Only 59 gns. plus 20/- Carriage and insurance. (Rosewood 3 gns. extra.) (Clear Perspex Cover 3 gns. extra.)



ONLY **59 GNS. CARR. 20/-**

LINEAR AMPLIFIERS



Latest A.C. Mains Models offering highest quality at modest cost. LT66. All Transistor 12 watts Stereo. Inputs for Tuner, Gram, Mike, Separate Bass, Treble, Balance and Volume Controls. **£15.15.0** Carr. 7/6. Teak case **£3.10.0 extra.** PTA 15 (as illus.). All Transistor, 15 watts Mono. Inputs for Tuner, Gram, Bass, Treble and two volume controls, **£15.15.0** Carr. 7/6. Teak case **£3.10.0 extra.** LT45. 2 Valve 5 watts Mono. Inputs for Tuner, Gram, Bass, Treble and volume controls, **£8.19.6** Carr. 7/6. Metal cover 16/- extra. Full details sent on request.

SEE OPPOSITE

WEYRAD

COILS & TRANSFORMERS FOR CONSTRUCTORS

Special versions of our P50 Series are now available for AF117 or OC45 Transistors. They can be used in the standard superhet circuit with slight changes in component values, details of which are given in the latest edition of the Constructors' Booklet priced at 2/-.

Oscillator Coil	P50/1AC (For OC45)	P50/1AC (For AF117).....	5/4
1st I.F. Transformer	P50/2CC (For OC45)	P51/1 (For AF117).....	5/7
2nd I.F. Transformer	P50/2CC (For OC45)	P51/2 (For AF117).....	5/7
3rd I.F. Transformer	P50/3CC (For OC45)	P50/3V (For AF117).....	6/-
Rod Aerial	RA2W.....	12/6	
Driver Transformer	LFDT4/1.....	9/6	
Output Transformer.....	OPT1	10/6	
Printed Circuit.....	PCA1	9/6	

I.F. TRANSFORMERS & COILS FOR VALVE CIRCUITS

Production of Tuning Coils (Type "H") and I.F. Transformers is being continued and details of these and our other components are given in an illustrated folder which will be forwarded on request with 4d. postage please.

WEYRAD (ELECTRONICS) LIMITED

SCHOOL STREET, WEYMOUTH, DORSET

BI-PRE-PAK LTD

222-224 WEST ROAD, WESTCLIFF-ON-SEA, ESSEX
PHONE: SOUTHEND (0502) 46344

LOOK—TRANSISTORS 1/- EACH

SILICON ★ PLANAR ★ N.P.N. ★ P.N.P.
All these types available

2N929	2N131	2N696	2B731
2B501	2B512	2N697	2B732
2N726	2N102	2N1507	2B733
2N706	2N103	2N1813	
2N706a	2N104	2N1711	
2N3011	2N2220		

Transistors Price

AF114	4/-
AF115	3/-
AF116	3/-
AF117	4/-
AF118	3/6
AF119	3/6
AF178	10/-
BS795A	5/-
OC22	7/8
OC23	10/-
OC25	8/-
OC26	5/6
OC28	7/6
OC35	5/-
OC36	7/6
OC41	2/6
OC42	2/6
OC44	1/11
OC45	1/9
OC71	2/6
OC72	2/6
OC73	5/-
OC81	2/6
OC81D	2/6
OC83	4/-
OC139	2/6
OC140	5/-
OC170	3/-
OC171	4/-
OC200	5/-
OC201	3/-
2N1302 or 3	4/-
2N1304 or 5	5/-
2N1306 or 7	6/-
2N1308 or 9	8/-

ALL TESTED AND GUARANTEED TRANSISTORS—UNMARKED. Manufacturers over-runs for the new PRE-PAK range.

No.	PRE-PAKS	PRICE
A1.	6—Silicon rectifiers BY100 type	20/-
A3.	20—Mixed marked and tested trans.	20/-
A9.	1—2N 174 real power trans. 80V 150W	20/-
A15.	2—Power Comp. Pair. AD161/2	20/-
B1.	50—Unmarked, untested, trans., new	10/-
B2.	4—Solar cells, inc. Book of Instructions	10/-
B3.	4—0A5 gold bonded, diodes, Mullard	10/-
B5.	7—Matched set, OC44, 45/81D/81 + diode.	10/-
B6.	15—Red spot AF. trans. or white spot RF.	10/-
B8.	2—Power trans. OC26 and OC35 type	10/-
B9.	1—Light sensitive cell, ORF12 type	9/-
B10.	10—50V trans. germ. PNP latest type	10/-
B21.	2—Sil. recs. 10 amp., 50-100 PIV	10/-
B42.	5—Switching trans. TK22C STC	10/-
B66.	150—Germanium diodes, untested	10/-
C2.	1—Uni junction, 2N2160 or 2N2646	15/-
C4.	2—RF power trans., OC22 and BUY11	15/-
C31.	4—Sil. recs. 800 PIV 1 amp. top hat	15/-
C32.	2—Power trans. TK400A/NK1404 VCB64 IC 8 amp.	15/-
792 amp.	400 PIV. SCR's SPECIAL OFFER	70/-

★ ALL OUR SEMICONDUCTORS HAVE A WRITTEN GUARANTEE

Send for our FREE lists and catalogue of all our products. Check your own equivalents with our free substitution chart

FIRST EVER LOGIC KITS. Learn for yourself how computers work, even make one for yourself. Full instructions for a noughts and crosses machine, binary counters, timers, etc. L.1 5 Gns. L.2 10 Gns. No need to purchase both kits, you can start with L.2, which incorporates L.1. DETAILS FREE.

NO CONNECTION WITH ANY OTHER FIRM. MINIMUM ORDER 10/- CASH WITH ORDER PLEASE, add 1/- post and packing. OVERSEAS ADD EXTRA FOR AIRMAIL.

MORSE INSTRUCTION on Compact Cassettes

We can now supply two tapes on standard 1 7/8 ips Compact Cassettes:

Morse Course, C90 Cassette	..	36s. 0d.
Morse Practice, C60 Cassette	..	20s. 9d.

For the same prices we can also provide the Course and Practice recordings on normal 1/2 in. tape at 3 1/2 ips.

A full range of books is available, covering the hobbies of Radio and Amateur Radio, some of which are listed below:

RSGB Radio Data Reference Book ..	14s. 0d.
RSGB Amateur Radio Call Book ..	6s. 7d.
Service Valve and Semiconductor Equivalents (RSGB)	5s. 6d.
World at their Fingertips (the story of Amateur Radio in the UK):	
Paperback ..	14s. 0d.
De-luxe ..	48s. 0d.
A Course in Radio Fundamentals (ARRL)	11s. 6d.
Radio Amateur's Operating Manual (ARRL)	11s. 6d.
Understanding Amateur Radio (ARRL)	21s. 6d.
Simplified Maths for the Hamshack (73)	5s. 6d.
Short Wave Antennas	10s. 6d.
World Radio TV Handbook, 1968 (a list of broadcast stations and frequencies)	43s. 0d.
Great Circle Map, Coloured (Admiralty)	9s. 0d.

A full list of books available will be posted on request.

Details for becoming a member of the Radio Society of Great Britain will also be gladly supplied by writing to:

RADIO SOCIETY of GREAT BRITAIN, Dept. PW
28 LITTLE RUSSELL STREET, LONDON, W.C.1

Build your own Heathkit Electronics

A kit for every interest — Home Workshop — Hi-fi — Radio — Test — Amateur

Latest STEREO TAPE RECORDER, STR-1



Fully portable—own speakers

Kit £45.18.0

Ready-to-Use £55.10.0

FOR THIS SPECIFICATION

$\frac{1}{2}$ track stereo or mono record and playback at 7 $\frac{1}{2}$, 3 $\frac{3}{4}$ and 1 $\frac{5}{8}$ ips. Sound-on-sound and sound-with-sound capabilities. Stereo record, stereo playback, mono record and playback on

either channel. 18 transistor circuit for cool, instant and dependable operation. Moving coil record level indicator. Digital counter with thumb-wheel zero reset. Stereo microphone and auxiliary inputs and controls, speaker/headphone and external amplifier outputs . . . front panel mounted for easy access. Push-button controls for operational modes. Built-in stereo power amplifier giving 4 watts rms per channel. Two high efficiency 8" x 5" speakers. Operates on 230V a.c. supply.

Versatile recording facilities. So easy to build—so easy to use.

Latest STEREO AMPLIFIER, TSA-12

12 x 12 watts output.

Kit £30.10.0 *less cabinet*

Ready-to-Use £38.0.0

Cabinet £2.5.0 extra



FOR THIS SPECIFICATION

17 transistors, 6 diode circuit. ± 1 dB, 16 to 50,000 c/s at 12 watts per channel into 8 ohms. Output suitable for 8 or 15 ohm loudspeakers. 3 stereo inputs for Gram, Radio and Aux. Modern low silhouette styling. Attractive aluminium, golden anodised front panel. Handsome assembled and finished walnut veneered cabinet available. Matches Heathkit models TFM-1 and AFM-2 transistor tuners.

Full range power . . . over extremely wide frequency range. Special transformerless output circuitry. Adequately heat-sinked power transistors for cool operation—long life, 6 position source switch.

High-performance CAR RADIO, CR-1



Superb long and medium wave entertainment wherever you drive. Complete your motoring pleasure with this compact outstanding unit.


8 Latest semi-conductors (6 transistors, 2 diodes). For 12 volt positive or 12 volt negative earth systems. Powerful output (4 watts). Pre-assembled and aligned tuning unit. Push-button tone and wave change controls. Positive manual tuning. Easy circuit board assembly. Instant operation, no warm-up time. Tastefully styled to harmonise with any car colour scheme. High quality output stage will operate two loudspeakers if desired. Can be built for a total price.

KIT (less speaker) £12.17.0 incl. P.T.

8" x 5" Loudspeaker £1.10.0 extra.

Latest Portable Stereo Record Player, SRP-1

Automatic playing of 16, 33, 45 and 78 rpm records. All transistor—cool instant operation. Dual LP/78 stylus. Plays mono or stereo records. Suitcase portability. Detachable speaker enclosure for best stereo effect. Two 8in. x 5in. special loudspeakers. For 220-250V ac mains operation. Overall cabinet size 15 $\frac{3}{8}$ x 3 $\frac{3}{4}$ x 10 $\frac{1}{2}$ in.



Compact, economical stereo and mono record playing for the whole Family—plays anything from the Beatles to Bartok. All solid-state circuitry gives room filling volume.

KIT £27.15.0 incl. P.T. Ready-to-Use £33.18.0

A wide range of SPEAKER SYSTEMS



SSU-1

HI-FI SPEAKER SYSTEM. Model SSU-1. Ducted-port bass reflex cabinet "in the white". Two speakers. Vertical horizontal models with legs, Kit £12.12.0 without legs, Kit £11.17.6 incl. P.T.




Berkeley

The BERKELEY SLIM-LINE SPEAKER SYSTEM, fully finished walnut veneered cabinet for faster construction. Special 12" bass unit and 4" mid/high frequency unit. Range 30-17,000 c/s. Size 26" x 17" only 7 $\frac{3}{8}$ " deep. Modern attractive styling. Excellent value. Kit £19.10.0. Ready-to-Use £24.0.0.

"Mohican" General Coverage Receiver, GC-1U

Powerful 10 transistor, 5 diode circuit. Tunes 580 to 1550 kc/s and 1.69 to 30 Mc/s in five bands. Bandsread on all bands. Fixed-aligned ceramic IF transformers for best selectivity. Pre-assembled and aligned 'front-end' for fast, easy assembly. Built-in 6 x 4in. speaker. Tuning meter for pin-point tuning. Completely self-contained for portability—can be operated on 230 volt AC with Model UBE-1. Kit £2.17.6 extra.

Kit £37.17.6. Ready-to-Use £45.17.6.



Send for Latest FREE Catalogue

36 pages, many models in colour.

HEATHKIT

Please address all enquiries to:

DAYSTROM LTD., Dept. PW-5, GLOUCESTER

Please send me FREE CATALOGUE

Full details of model(s).....

NAME

ADDRESS.....

SEE HEATHKIT MODELS AT

GLOUCESTER

Factory and Showroom, Bristol Road.

LONDON

233 Tottenham Court Road, W.1.

BIRMINGHAM

17-18 St. Martins House, Bull Ring.

I.E.A., LONDON, May 13-18th. Stand 418.

Deferred terms available over £10 (UK only).

Prices quoted are Mail Order prices.

LEWIS

Dept PW16
30/32, SHUDEHILL MANCHESTER 4.
Telephone (061) 832 7710

FREE GIFT OFFER

OF A BRAND NEW WORLD FAMOUS E.M.I. FISK SOLARISCOPE VALUE £22.0 WITH EVERY ORDER VALUE £5 AND OVER. THIS UNIQUE INSTRUMENT WHICH IS A BOON TO SHORT WAVE LISTENERS CLEARLY SHOWS THE AREAS OF DAYLIGHT AND DARKNESS ALL OVER THE EARTH AT ANY GIVEN HOUR. MINI-MOTORS 3V to 4.5V operation. Ideal for mini-racing cars, etc. "Large" (1 1/4 x 7/16 x 1 3/16), 13/11. Medium (1 x 7/16 x 1 1/16) 3/9. P. & P. 9d.

GENUINE DIAMOND STYLUS at 7/11 plus 6d. P.P. Available as replacements for the following popular types only at present: BSR TCSLP—BSR TCS STEREO—BSR TCS LP/STEREO—COLLARO STUDIO "O" LP/RONETTE—GARRARD GCS LP—ACOS GP65/67 LP—RONETTE BF40/LP—GARRARD G02 LP. All these types now available in Sapphire. Value at only 3/11 each.

SPEAKERS. 12in. round high quality British fitted tweeter cone, 6 watts, in 3Ω or 15Ω. 35/- P.P. 3/6. **ROUND** 12in. R. & A. 3Ω. 25/6. P.P. 3/6. Many other speakers available. 8in. 3 or 15Ω. 22/8. 10in. 3 or 15Ω. 55/6. 10 watt bass speaker by E.M.I. 13in. x 9in. 15Ω. 39/11. P. & P. 3/6.

TWEETER. 2 1/2in. Black plastic cone, Square Frame, E.M.I. 3Ω. 12/6. plus 1/6 P. & P.
MICROPHONES. LAPEL/HAND MIKE—1 1/2in. dia. Lapel Clip, ideal for tape recording. With lead. Very sensitive, 7/8. P. & P. 1/-.

CRYSTAL HAND MIKE. Robust and sensitive. Cream plastic case. Just the thing for tape recordings, 8/6. P. & P. 1/6. Similar with built-in stand, 10/6.

STUDIO CRYSTAL MIKE. Professional. Omni-directional, providing features usually only available at many times the price. Sensitivity—30dB. Response—30-15,000 c.p.s. Black Plastic with punched chromium case, swivels, stand-holder and shielded cable. Only 48/- P. & P. 2/- The stand below fits this mike (as well as many others).

ACOS MIC 40—World famous Desk Mike. 16/6 plus P. & P. 1/3.

ACOS MIC 45—Splendid Curved Hand Grip Crystal Mike. 18/3 plus P. & P. 1/6.

ACOS MIC 60—"Stick" Type Crystal Mike, 21/3 plus P. & P. 1/6.

ACOS 30-1—High Quality "Stick" Mike. High Impedance, 30/3 plus P. & P. 1/6.

ACOS ROUND Crystal Mike insert, 13in. dia. 7/8. P. & P. 6d.

TELESCOPIC FLOOR STAND, HEAVY BASE. Standard thread, ext. to 4ft. Tin. 49/6. Carriage and Packing 4/6. Desk stand for stick mikes, 7/6.

TELEPHONE PICK-UP COIL. For recording or amplifying both sides of telephone conversation. Suction cup fitting to telephone, with lead, 7/6. P. & P. 1/-.

SIREN MODULES. Encapsulated solid state circuit. Only requires 3Ω speaker, switch and battery (9v.) to complete. Gives screaming siren note. Special half price offer. List 25/-. Our price 12/6. p.p. 1/-. Make ideal burglar alarm.

INTER-COMMS—DE-LUXE MODEL 2-WAY. Highly efficient, safe. Ideal BABY ALARM. Transistorised. Remote station can call master with latter switched off. Very easily fitted. Complete with battery, cable and plugs, 77/6. P. & P. 2/6. We can also offer a limited supply of a model made by Philips to retail at 6 gns.—Loud and Clear—Our Price 59/11. P. & P. 2/-. Complete with cable and plug. Standard battery 3/6 extra. This is a high quality product.

AMPLIFIER. Compact for use in mains portable gram 6 1/2 x 2 1/2 x 5 1/2in. vol. and tone controls attached by 7 leads, over 2 watts output, 55/-. P. & P. 4/6.

4 TRANSISTOR 3W AMPLIFIER. Size 2 1/2 x 2 1/2 x 1 1/2in., 3 A or 15Ω output, 9 volt battery operated. Highly sensitive. Price (less battery) 52/6. P. & P. 1/6.

GARRARD RECORD PLAYER DECKS

Model 2000, Mono cartridge	£8 2 6	Cartridges for these players:	
Model 2000, Stereo cartridge	£9 16 6	12 Mono	12 6
AT60 Mk. II	£12 19 0	8 Stereo	19 6
A70 Mk. II Laboratory Series	£17 17 0	Garrard Plinths	£8 16 0
SP25 Mk. II Heavy Turntable	£12 15 0	Perspex Covers	£3 17 0

Carriage and Packing 7/6 extra.

CAR RADIOS. Pushbutton, all transistor, two wave, fits most cars, absolutely complete. Positive or negative earth. 12" gas. Preset or manual tuning. Also available manually operated, otherwise as above, 9 gns. P. & P. on each of the above 5/- extra. Both excellent value and fully guaranteed.

MAGNAVOX "363" TAPE DECKS. LATEST MODELS. WORLD FAMOUS. 1 1/2 x 1 1/2 x 5 1/2in. below board. For 200/250V 50 cycles A.C. 3 speed, digit counter, piano key controls, 7in. reels. Every modern feature. Speeds 1 1/2, 3 1/2 and 7 1/2 i.p.s. With 1 track Marrott heads, £13.9.6. P. & P. 10/-. Price includes Free Gift.

TAPE RECORDER. Magnificent portable solid state, battery tape recorder. The best yet. 2 speeds, capstan drive, as good for music as speech. 3in. reels. Absolutely complete with remote control, mike, tape, batteries, etc. £10.19.6. P. & P. 5/-

PICK-UP CARTRIDGE REPLACEMENTS (Standard Fitting for all Record Players)
ACOS GP/67-2 MONO 15/- ACOS GP/73-2 STEREO 30/- ACOS GP/91-1 MONO-15/11 XE 21/- 80-ONTONE 8TA CERAMIC STEREO 37/8. P. & P. 9d.

Finest Quality British made MYLAR Recording Tape. Fully Guaranteed. In Cartons.
3in. 240ft. Message 5/- 5 1/2in. 1200ft. Long Play 15/-
5in. 600ft. Standard Play 9/9 7in. 1800ft. Long Play 22/6
5 1/2in. 850ft. Standard Play 12/6 5in. 1200ft. Double Play 15/9
7in. 1200ft. Standard Play 15/9 5 1/2in. 1800ft. Double Play 22/6
5in. 900ft. Long Play 12/9 7in. 2400ft. Double Play 28/6
P. & P. 1/- per reel. Four reels and over post paid. Tape splicer 17/6 plus P. & P. 1/-.

POCKET MULTI-TEST METER. 1000Ω per volt. Voltage 0-1000V. Complete with test leads, instructions, 37/6. P. & P. 1/6. De-Luxe model, large scale, 55/11 plus P.P. 1/6.

MULTITESTER—Pocket size: with built in meter protection. Wide angle, jewelled meter movement, 20,000Ω per volt. D.C. 0-10,000Ω per volt A.C. ● 19 ranges—0.5, 2.5, 5, 20, 50, 250, 500, 2500 volts D.C. 0, 10, 50, 100, 500, 1000 volts A.C. ● 0-50μA-2.5mA-250mA D.C. ● 0-6000Ω-6 megohms, 10μA-0-001 mFd—mFd. ● —20 to +22dB. Mirror Scale. Complete in cloth-lined leather case with carry strap and test leads. Exceptional value at £4.11.6 (P. & P. 3/6).

TRANSISTORS: Some popular types from our range: OC44 and OC45 3/8 each. OC71 2/8. OC72 3/8. OC81 and OC81D 3/- each. OC169 3/8. OC170 3/8. AP117 4/- OC26 7/6. OC27B 5/6. General purpose (Approx. OC71) 1/- each.

NEW HIGH FREQUENCY TRANSISTORS. Sinclair ST140 4/-; ST141 6/-, both capable of operating up to 700 Mc/s. ALSO MAT100 7/9. MAT101 8/6. MAT120 7/9. MAT121 8/6. ADT140 15/-.

All Transistors postage 6d. up to 3. Over 12 sent P. & P. paid.

R.F. FIELD INDICATOR. For use with radio controlled models. Checks radiation from existing antenna. Times 1 to 250Mc in 5 bands. Sensitive 200mA meter movement. 5 section plug-in aerial. Phone jack and crystal earpiece for monitoring. No battery required. Complete with instructions, 47/6. P. & P. 2/6.

TERMS. Cash with order. No C.O.D. Orders total £5 and over sent carriage paid (excepting record player decks where carriage is shown). Guaranteed money refunded if goods returned perfect within 7 days of despatch.

Solder with the NEW & IMPROVED PRIMAX OR PRIMAXA SPOTLIGHT SOLDERING GUN



PRIMAX
60W W SPOTLIGHTS
99/8d EACH 5/- P.P.P.

PRIMAXA
100W W SPOTLIGHTS
129/8d EACH
5/- P.P.P.

Distributors:
S. KEMPNER LIMITED
384A Finchley Road · LONDON · N.W.2.
Tel : 01-794 2371—01-435 6365




FABULOUS VALUE

TRANSISTORISED HI-FI RECORD PLAYER
Build your own Hi-Fi Record Player with the Serenade fully transistorised amplifier which comes complete with 2-10" x 6" speakers and the latest BSR 4 Speed Stereo/Mono Record Changer.
Advanced solid state amplifier only 4 1/2" deep, 14 transistors plus 4 diodes, separate Bass and Treble—10 watts total power. Frequency response 50-15,000 c/s.
EASY TO INSTALL NO TECHNICAL KNOWLEDGE REQUIRED
ONLY 26 GNS. +P&P/76
H.P. terms available. Deposit £6.16.6d and 12 monthly payments of 38/5d (Total H.P. £29.17.6d). Send £7.14.0d today.

FANTASTIC BARGAIN OFFER!

"TRANSCONTINENTAL" FULLY TRANSISTORISED STEREOEPHONIC RADIOGRAM CHASSIS
Complete with 2-10" x 6" speakers and the latest BSR Mono/Stereo Record Changer—a complete radiogram at half normal price **ONLY 34 1/2 GNS.** 17/6
10 Watts Total output
17 Transistors & 10 diodes
EASILY FITTED NO TECHNICAL KNOWLEDGE NECESSARY
H.P. available £9.2.6d deposit plus 18 monthly payments of £1.15.9d (Total H.P. £41.6.0).
Send £10 today



Callers Welcome

POST THIS COUPON NOW!

PLEASE SEND ME FREE DETAILS OF YOUR RANGE

Name _____
Address _____

LEWIS radio 100 CHASE SIDE, SOUTHGATE, Dep. P58 LONDON, N.14. TELEPHONE PAL 3733/9668

BUILD YOURSELF A QUALITY TRANSISTOR RADIO-GUARANTEED RESULTS BACKED BY OUR SUPER AFTER SALES SERVICE!

THE MAGNIFICENT ROAMER 7 MKIV

SEVEN WAVEBAND PORTABLE AND CAR RADIO WITH A SUPER SPECIFICATION GIVING OUTSTANDING PERFORMANCE!


● 7 FULLY TUNABLE WAVEBANDS—MW1, MW2, LW, SW1, SW2, SW3 AND TRAWLER BAND.

- Extra tuning of Luxembourg, etc.
- Built in ferrite rod aerial for Medium and Long Waves.
- 5 Section 22 inch chrome plated telescopic aerial for Short Waves—can be angled and rotated for peak S.W. listening.
- Socket for Car Aerial.
- Powerful push pull output.
- 7 transistors and two diodes including Philco Micro-Alloy R.F. Transistors.
- Famous make 7in. x 4in. P.M. speaker for rich-tone volume.
- Air spaced gauged tuning condenser.
- Separate on/off switch, volume control, wave change switches and tuning control.
- Attractive case with hand and shoulder straps. Size 9in. x 7in. x 4in. approx.
- First grade components.
- Easy to follow instructions and diagrams make the Roamer 7 a pleasure to build with guaranteed results.

Total building costs
£5.19.6

P. & P.
6/6

Parts price list and easy build plans 3/- (Free with parts).



TRANSONA FIVE




MEDIUM WAVE, LONG WAVE AND TRAWLER BAND PORTABLE

Attractive case with red speaker grille. Size 6½ x 4½ x 1½in. Fully tunable. 7 stages—5 transistors and 2 diodes, ferrite rod aerial, tuning condenser, volume control, fine tone super dynamic 3in. speaker, all first grade components. Easy build plans and parts price list 1/6. (FREE with parts).

Total building costs
42/6 P. & P.
3/6


POCKET FIVE



MEDIUM WAVE, LONG WAVE AND TRAWLER BAND PORTABLE

Attractive black and gold case. Size 5½ x 1½ x 3½in. Fully tunable over both Medium and Long Waves with extended M.W. band for easier tuning of Luxembourg, etc. All first grade components—7 stages—5 transistors and 2 diodes, supersensitive ferrite rod aerial, fine tone 3in. moving coil speaker etc. Easy build plans and parts price list. 1/6 (FREE with parts).

Total building costs
39/6 P. & P.
3/6



NEW MELODY MAKER SIX

3 WAVEBAND PORTABLE


Covers Medium and Long Waves and EXTRA BAND FOR EASIER TUNING OF LUXEMBOURG, etc. Top quality 3in. Loud-speaker for quality output. Two R.F. stages for extra boost. High "Q". Ferrite Rod Aerial. Push-pull output. Handsome pocket size case with gilt fittings. Size 6½ x 3½ x 1½in.

8 stages—6 transistors and 2 diodes

This amazing receiver may be built for only **69/6** P. & P. 3/6

Parts Price List and easy build plans 2/- (Free with parts).

ROAMER SIX



SIX WAVEBAND PORTABLE WITH 3in. SPEAKER

Attractive case with gilt fittings, size 7½ x 5½ x 1½in. World wide reception. Tunable on Medium and Long waves, two short waves, Trawler Band Plus an extra M.W. band for easier tuning of Luxembourg, etc. Sensitive ferrite rod aerial and telescopic aerial for Short waves. All top grade components, 8 stages—8 transistors and 2 diodes including Philco Micro-Alloy R.F. Transistors etc. (Carrying strap 1/6 extra.) Easy build plans and parts price list 2/- (FREE with parts).

Total building costs
79/6 P. & P.
3/6

SUPER SEVEN



THREE WAVEBAND PORTABLE WITH 3in. SPEAKER

Attractive case size 7½ x 5½ x 1½in. with gilt fittings. The ideal radio for home, car or outdoors. Covers Medium and Long Waves and Trawler Band. Special circuit incorporating 2 R.F. Stages, push pull output, ferrite rod aerial, 7 transistors and 2 diodes, 3in. speaker (will drive larger speaker) and all first grade components. Easy build plans and parts. Price list 2/- (FREE with parts).

Total building costs
69/6 P. & P.
3/6

RADIO EXCHANGE CO.

61 HIGH STREET, BEDFORD

Callers side entrance Barratts Shoe Shop ● Open 9-5 p.m.
Saturday 9-12.30 p.m.

Telephone: Bedford 52367

VIKING AMPLIFIER

50 WATT AMPLIFIER

An extremely reliable general purpose valve amplifier. Its rugged construction yet space age styling and design makes it by far the best value for money.

TECHNICAL SPECIFICATIONS

4 electronically mixed channels, with 2 inputs per channel, enables the use of 8 separate instruments at the same time. The volume controls for each channel are located directly above the corresponding input sockets.

SENSITIVITIES AND INPUT IMPEDANCES

Channel 1 4mV at 470K } These 2 channels (4 inputs) are suitable for
Channel 2 4mV at 470K } microphone or guitars.
Channel 3 200mV at 1m } Suitable for most high output instruments
Channel 4 200mV at 1m } (gram, tuner, organ etc.)

Input sensitivity relative to 10w output.

STONE CONTROLS ARE COMMON TO ALL INPUTS

Bass Boost +12dB at 60 Hz/s. Bass Cut -13dB at 60 Hz/s.
Treble Boost +11dB at 15 KHz/s. Treble Cut -12dB at 15 KHz/s.
With bass and treble controls central -3dB points are 30 Hz/s and 20 KHz/s.

POWER OUTPUT

For speech and music 50 watts rms. 100 watts peak.
For sustained music 45 watts rms. 90 watts peak.
For sine wave 38.5 watts rms. Nearly 80 watts peak.
Total distortion at rated output 3.2% }
Total distortion at 20 watts 0.15% } at 1KHz/s

Output to match into 8 or 15 ohms speaker system.

NEGATIVE FEED BACK 20dB at 1KHz/s.

SIGNAL TO NOISE RATIO 60dB.

MAINS VOLTAGES

Adjustable from 200-250v A.C. 50-60 Hz/s.

A protective fuse is located at the rear of unit.

VALVE LINE UP

Double purpose ECC83 x 3, EL34 x 2 and

GZ34.



Price
27 gns
P & P 20/-

FOUR PLUS FOUR Stereo Amplifier

A superb high quality, yet inexpensive stereo amplifier. Due to the great demand we are now able to offer this precision made instrument at a fantastically low price. The high quality, reliability and styling has been maintained in spite of its low price.

SPECIFICATIONS

Elegant styled cabinet (sizes 16" wide 5" high 8 1/2" deep) in black rexine and woodgrained sides. Brushed aluminium front panel with contrasting black/silver knobs.

CONTROLS

Stereo/Mono switch. Gram/Aux switch. Volume left. Volume right. Treble (cut and lift). Bass (cut and lift). Separate on/off switch. Neon pilot indicator.

INPUTS AND OUTPUTS

(per channel)
Gram, aux, tape out and speaker out. A switched mains socket is

also provided at the rear of unit. Employs Mullard valves throughout. ECC83 and 2 x ECL 86 with a metal bridge rectification.

TECHNICAL SPECIFICATIONS

Gram sensitivity 40mV at 1 KHz. Aux sensitivity 50mV at 1 KHz. (Sensitivities are given for rated output).


4 watts r.m.s. (8 watts r.m.s. in monoral position). Output matches into standard 3 ohms speaker system. Suitable 10" x 6" speakers are available at 29/6 each, plus 5/- p. & p.

Bass control at 100 Hz lift + 9dB cut - 10dB. Treble control at 10 KHz lift + 8dB cut - 13dB. Total harmonic distortion 0.35% at 3 watts and 2% for rated output at 1 KHz. Negative feedback 13dB at 1 KHz. Mains supply 220-250V A.C. 50-60 Hz.

Price
13 gns
P & P 15/-

8-watt 4-valve PUSH-PULL AMPLIFIER & METAL RECTIFIER

Size: 9" x 6" x 1 1/2". A.C. Mains, 200-250V, 4 valves. For use with Std. or L.P. records, musical instruments, all makes of pick-ups and mikes. Output 8 watts at 5 per cent of total distortion. Separate bass and treble lift control. Two inputs with controls for gram. and mike. Output transformer tapped for 3 and 15 ohm speech coils. Built and tested. £4.4.0. P. & P. 11/-, 8" x 5" speaker to suit price 14/6 plus 1/6 P. & P. Crystal mike to suit 12/6 plus 1/6 P. & P.



GEC KETTLE ELEMENT

3,000W WITH AUTOMATIC EJECTION
200/240v. Size of hole required 1 1/8"
List Price 32/-, Our PRICE
15/-, P. & P. 1/6.



RADIO & TV COMPONENTS (Acton) LTD

21c High Street, Acton, London, W3

Shop Hours 9 a.m.—6 p.m. Early Closing Wednesday

Goods not despatched outside U.K. Terms C.W.O.

All enquiries Stamped Addressed Envelope

Also at 323 EDGWARE ROAD, LONDON, W.2. Personal shoppers only. Early Closing Thursday. All orders by post to our Acton address.

STAR SR 150 COMMUNICATION RECEIVER

Frequency range 535 Kc/s—30Mc/s four wave bands, four valve plus metal rectifier superhet circuit incorporates B.F.O. band spread tuning, "S" meter external telescopic aerial — ferrite aerial, built-in 4" speaker, easy to read dial. For 240V A.C. operation complete brand new with full instructional manual. 17 gns. plus 10/- P. & P.



POCKET MULTI-METER

Size 3 1/2 x 2 1/2 x 1 1/2in. Meter size 2 1/2 x 1 1/2in. Sensitivity 1000 O.P.V. on both A.C. and D.C. volts, 0-15, 0-150, 0-1000 D.C. current 0-150mA. Resistance 0-100kΩ. Complete with test prods, battery and full instructions, 42/6. P. & P. 3/6. FREE GIFT for limited period only. 30 watt Electric Soldering Iron value 15/- to every purchaser of the Pocket Multi-Meter.



CYLDON U.H.F. TUNER

Complete with PC88 and PC86 Valves. Full variable tuning. New and unused. Size 4 1/2 x 5 1/2 x 1 1/2in. Complete with circuit diagram. 35/- p. & p. 3/6

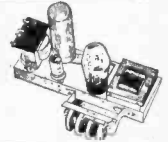


THREE-IN-ONE HI-FI 10 WATT SPEAKER

A complete Loud Speaker system on one frame, combining three matched ceramic magnet speakers with a low loss cross over network. Peak handling power 10 watts. Impedance 15 ohms. Flux density 11,000 gauss. Resonance 40-60 c/s. Frequency range 60c/s to 20Kc/s. Size 13 1/2 x 8 1/2 x 4 1/2 inches. By famous manufacturer. List Price 27. Our price 69/6 plus 3/6 P. & P.

3 to 4 Watt AMPLIFIER

3-4 watt Amplifier built and tested. Chassis size 7 x 3 1/2 x 1 1/2. Separate bass, treble and volume control. Double wound mains transformer, metal rectifier and output transformer for 3 ohms speaker. Valves ECC81 and 6V6. £2.5.0 plus 5/6 p. & p.



600 mW FOUR TRANSISTOR AMPLIFIER


Features N.P.N. and P.N.P. complementary symmetrical output stage, 2 1/2" x 1 1/2" x 1 1/2" Speaker. Output impedance 12 ohms frequency response 3dB points 90 c/s and 12 Kc/s. Price 15/- plus 1/- P. & P. 7 x 4" Speaker to suit, 19/6 plus 2/- P. & P.

2 1/2 watt ALL TRANSISTOR AMPLIFIER

AC mains 240V. Size 7" x 4 1/2" x 1 1/2". Frequency response 100 c/s—10 Kc/s Semi conductors, two OC 75's two AC 128's and two stabilizers AA129. Tone and volume controls on flying leads. £2.10.0 plus P. & P. 3/6. Suitable 8" x 5" 10,000 line high flux speaker, 18/6 plus 2/- P. & P.

Size 5 1/2 x 3 1/2 x 1 1/2in. For IF and RF alignment and AF output 700 c/s frequency coverage 450 kc/s to 2 mc/s in switched frequencies. Ideal for alignment to our Elegant Seven and Musette. Built and tested. 39/6 P. & P. 3/6.

NEW TRANSISTORISED SIGNAL GENERATOR



BSR TAPE DECKS 200/250V A.C. mains

Type TD2 Tape speed 3 1/2 twin track, £6.19.6.
Type TD10 2-track, 3 speed, plus rev. counter—£7.19.6.
Type TD10 4-track, 3 speed, plus rev. counter—£9.5.0. P. & P. on each 7/6.



FIRST QUALITY P.V.C. TAPE

5 1/2"	Std.	850ft.	9/-	5"	L.P.	850ft.	10/6
7"	Std.	1200ft.	11/6	3"	T.P.	600ft.	10/6
3"	L.P.	240ft.	4/-	5"	T.P.	1800ft.	25/6
5 1/2"	L.P.	1200ft.	11/6	5 1/2"	T.P.	2400ft.	32/6
7"	L.P.	1800ft.	18/6	7"	T.P.	3600ft.	42/6
5 1/2"	D.P.	1800ft.	18/6	4"	T.P.	900ft.	15/-

P. & P. on each 1/8, 4 or more post free.

EXTRACTOR FAN



AC Mains 230/250 v. complete with pull switch. Size 6" x 6" x 4". Price 27/6 plus 5/- P. & P.



AC MAINS MOTOR


1400 R.P.M.
230/250v

PRICE
9/6

P. & P. 3/-

X101

10 WATTS (RMS) SOLID-STATE HI-FI AMP WITH INTEGRAL PRE-AMP



Its great versatility ranges from: A simple intercom. to a modern HI-FI STEREO AMPLIFIER (2 are required for Stereo).

The X101 is a brilliant new addition to our highly successful range of products. Its professional performance and advanced solid-state circuitry techniques ensures reliability, combined with high fidelity reproduction at AN UNBEATABLE PRICE.

SPECIFICATIONS

R.M.S. Power Output: 13 W (music power), 10 W (Sine Wave).
Sensitivity: for rated output 1 mV into 3 K Ohms load.
Frequency Response: minus 3dB points are 20 Hz and 40 KHz.
Total Distortion: at 1KHz for rated output 1.5%, for 5 W output 0.35%.
Output Impedance: 3 ohms (3-15 ohms may be used).
Supply Voltage: 24 V D.C. at 800 mA (6-24 V may be used) output at 14 V D.C. supply with 3 ohms speaker. 7 watts.
Size: 21" x 3" x 1 1/2".

The fully comprehensive instruction manual does not only show the basics, such as circuit diagram and connections, but also gives practical easy-to-understand detailed information about the X101. Standard equalisation networks are given for most types of conventional inputs. They include: Tape Head, Mag. P.U., Xtal P.U., Tuner, Mic, etc. **49/6** + 2/6 p. & p.

Control assembly: (including resistors and capacitors).

1. Volume: PRICE 5/-
2. Treble: PRICE 5/-
3. Comprehensive bass and treble: PRICE 10/-

The above 3 items can be purchased for use with the X101.

POWER SUPPLIES FOR THE X101

P101 M (for mono) **35/-** p. & p. 2/6
P101 S (for stereo) **42/6** p. & p. 2/6

PR101/M

A HIGH QUALITY MONAURAL PRE-AMP & CONTROL UNIT

Particularly suitable for use with the X101 if a ready-built, comprehensive, multi-input system is desired.

CONTROLS

Selector Switch, Tape Speed Equalisation Switch (3 $\frac{1}{2}$ and 7 $\frac{1}{2}$ i.p.s.), Volume, Treble, Bass, 3 position scratch filter and 3 position rumble filter.

SPECIFICATION

Sensitivities for 200 mV output at 1 KHz.
Tape Head: 3 mV (at 3 $\frac{1}{2}$ i.p.s.) **Radio:** 100 mV
Mag. P.U.: 2 mV **Aux.:** 100 mV
Cer. P.U.: 80 mV
Tape/Rec. Output: 100 mV
Equalisation for each input is correct to within ± 2 dB (R.I.A.A.) from 20 Hz to 20 KHz.
Tone Control Range: Bass ± 13 dB at 60 Hz
Treble ± 14 dB at 15 KHz
Total Distortion: (for 200 mV output) < 0.02%
Signal Noise: > -60dB
Supply Voltage: 24 V D.C.

59/6 plus 2/6 p. & p.

A STEREO VERSION (PR101/S) WILL BE ANNOUNCED SHORTLY

The CLASSIC HIGH QUALITY SOLID-STATE AMPLIFIER (MONO)

SPECIFICATION


Switched inputs for: Tape Head, Mag. P.U., Cer. P.U., Radio and Aux. **Mains Input:** 220-250 V A.C. 50 Hz.

THE CLASSIC IS THE COMBINATION OF THE ABOVE DESCRIBED ITEMS (X101, P101/M AND PR101/M) ON ONE COMMON CHASSIS. ITS PERFORMANCE AND SPACE-AGE STYLING MAKE IT THE IDEAL CHOICE FOR THE VALUE-CONSCIOUS HI-FI ENTHUSIAST. AVAILABLE WITHIN 4 WEEKS.

p. & p. free

8 gns

NEW! THE Dorset TRANSISTOR PORTABLE RADIO



CAN BE USED AS BABY ALARM

600 milliwatt solid state 7 transistor plus diode and thermistor. Completely modulated high quality portable radio featuring complementary NPN and PNP output stage. The comprehensive easy-to-follow drawings supplied make this the easiest-ever transistor radio set of parts, with the following features:




- Simple connections to only 6 tags on the R.F./I.F. module, 3 I.F. stages, osc. coil and 3 transistors which with their associated components are completely wired.
- Only 4 connections on the A.F. module to complete the 4 transistor 600 milliwatt solid state amplifier.
- Pre-aligned R.F./I.F. module built and tested.
- A.F. module built and tested.
- Fully tunable over M.W. and L.W. bands. M.W. 540-1640 Kc/s (567-183 metres). L.W. 150-375 Kc/s (3000-1100 metres).
- Intermediate Frequency 470 Kc/s.
- Sensitivity: M.W. at 1 Mo/s 10 microvolts plus or minus 3dB. L.W. at 200 Kc/s 40 microvolt plus or minus 4dB.
- High Q internal ferrite rod aerial on both wavebands.
- Class 'B' modulated output stage with thermistor controlled heat stabilisation. Current drain is proportional to the output level. Total current drain of the receiver under no signal conditions is 10-12 mA. At reasonable listening level 20-30 mA.
- Extension sockets for car aerial input, tape recorder output (Independent of volume control) and External Speaker.
- All components (except speaker) mount on the printed circuit board. Easy-to-follow instructions. Size of cabinet 12in. long, 8in. high and 3in. deep.
- Finger-tip controls.

plus 7/6 postage and packing.
Circuit and parts list 2/6 free with parts.

Special Offer—Power Supply Kit to purchasers of Dorset Portable Radio parts incorporating mains transformer, rectifier and smoothing condenser, AC mains 200/250V output 9V 100mA, 9/6 extra.

ELEGANT SEVEN Mk III COMBINED PORTABLE and CAR RADIO



Buy yourself an easy to build 7 transistor radio and save at least £10.0.0. Now you can build this superb transistor superhet radio for under £4.10.0. No one else can offer such a fantastic radio with so many de luxe star features.

SPECIAL OFFER

£4.9.6

POWER SUPPLY KIT

To purchasers of 'Elegant Seven' parts, incorporating mains transformer, rectifier and smoothing condenser. A.C. mains 200/250 volts. Output 9v 100mA. 9/6 extra.

Plus 7/6 P. & P. Parts List and circuit diagram 2/6 FREE with parts.

- ★ De luxe wooden cabinet size 12 $\frac{1}{2}$ " x 8 $\frac{1}{2}$ " x 3 $\frac{1}{2}$ ".
- ★ Horizontal easy to read tuning scale printed grey with black letters, size 11 $\frac{1}{2}$ " x 2".
- ★ High 'Q' ferrite rod aerial.
- ★ I.F. neutralization on each separate stage.
- ★ D.C. coupled push pull output stage with separate A.C. negative feedback.

- ★ Room filling output 300mW.
- ★ Ready etched and drilled printed circuit board back printed for foolproof construction.
- ★ Fully comprehensive instructions and point-to-point wiring diagrams.
- ★ Car aerial socket.
- ★ Fully tunable over medium and long wave. 168-535 metres and 1250-2000 metres.
- ★ All components ferrite rod and tuning assembly mount on printed board.
- ★ 5" P.M. speaker.
- ★ Parts list and circuit diagram 2/6, free with parts.

RADIO & TV COMPONENTS (ACTON) LTD.

21C HIGH STREET, ACTON, LONDON, W3

OPEN 9 a.m.—6 p.m. INCLUDING SATS. EARLY CLOSING WED. GOODS NOT DESPATCHED OUTSIDE U.K. TERMS C.W.O.

All enquiries stamped addressed envelope

All orders by post to be sent to our Acton address 323 EDGWARE ROAD, LONDON W2

Personal shoppers only. Early closing Thursday.

LOOK!

PRACTICAL!

VISUAL!

EXCITING!



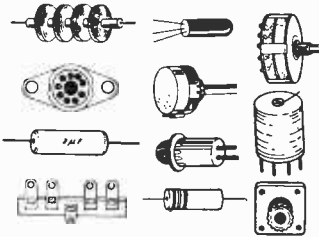
a new 4-way method of mastering

ELECTRONICS

by doing — and — seeing ...


1 ▶ OWN and HANDLE a

complete range of present-day **ELECTRONIC PARTS** and **COMPONENTS**



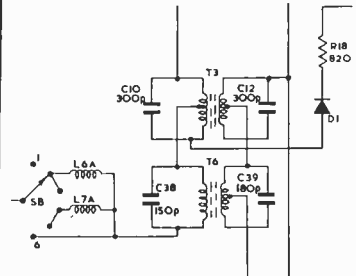
2 ▶ BUILD and USE

a modern and professional **CATHODE RAY OSCILLOSCOPE**



3 ▶ READ and DRAW and

UNDERSTAND **CIRCUIT DIAGRAMS**



4 ▶ CARRY OUT OVER **40** EXPERIMENTS ON BASIC ELECTRONIC CIRCUITS AND SEE HOW THEY WORK ... INCLUDING ...

- VALVE EXPERIMENTS
 - TRANSISTOR EXPERIMENTS
 - AMPLIFIERS
 - OSCILLATORS
 - SIGNAL TRACER
- PHOTO ELECTRIC CIRCUIT
 - COMPUTER CIRCUIT
 - BASIC RADIO RECEIVER
 - ELECTRONIC SWITCH
 - SIMPLE TRANSMITTER
- A.C. EXPERIMENTS
 - D.C. EXPERIMENTS
 - SIMPLE COUNTER
 - TIME DELAY CIRCUIT
 - SERVICING PROCEDURES

This new style course will enable anyone to really understand electronics by a modern, practical and visual method—no maths, and a minimum of theory—no previous knowledge required. It will also enable anyone to understand how to test, service and maintain all types of Electronic equipment, Radio and TV receivers, etc.

FREE POST NOW
for
BROCHURE

or write if you prefer not to cut page

To: **BRITISH NATIONAL RADIO SCHOOL, READING, BERKS.** Please send your free Brochure, without obligation, to: *we do not employ representatives*

NAME _____ BLOCK CAPS

ADDRESS _____ PLEASE PW5

PRACTICAL WIRELESS

VOL 44 No 1

issue 735

MAY 1968

TOPIC OF THE MONTH

End of the Road

WE hope that just because the manufacture and import of certain radio equipment became illegal as from April 1st, owners, or prospective owners, of such equipment will not be tempted to become April Fools!

P.W. long campaigned for some action on the question of illicit walkie-talkies and last year, at long last, the Postmaster-General introduced a Bill covering the situation.

Under Section 7 of the Wireless Telegraphy Act, 1967, importers and manufacturers must seek the authority of the PMG to make or import apparatus designed to transmit between 26.1-29.7 and 88-108 Mc/s. Most of the trouble was caused by 27Mc/s walkie-talkies which created interference with other (legitimate) services and since 27Mc/s is not available for amateur use their operation was in any event illegal.

A curiosity of the law is that it is *still* not illegal either to *sell* or to *buy* such equipment, but only illegal to *use* it. Thus unscrupulous dealers could sell the units to innocent purchasers; or buyers, knowing the risks, could buy them over the counter with no questions asked.

One suggestion we made (*) to end this anomaly was that *any transmitting equipment* should only be sold to purchasers able to produce a transmitting licence for the frequencies covered. The PMG chose to tackle the problem by tightening up on the manufacture and import side. At the same time, the 1967 Act raised the maximum fine for operating such equipment without a licence to £400, while retaining the maximum penalty of three months' imprisonment.

Readers, particularly newcomers, should bear these facts in mind if they are tempted to buy, or use, such equipment from any source whatsoever! The only licences issued to use walkie-talkies and other small radio transmitters are for such users as police, fire and other public services, organisers of sporting events, yachtmen, the press, schools, entertainers and various business (factories, building sites, etc.). Even so, a condition is that the equipment must meet performance requirements and operate on specified frequencies.

Amateur licences and frequencies, of course, remain unaffected by the provisions of the Act.

W. N. STEVENS—*Editor*

* see p97 June 1967, p276 August 1967, p437 October 1967 for comments and details of the Bill.

NEWS AND COMMENT

Leader	17
News and Comment	18
Practically Wireless	
<i>by Henry</i>	35
On the Short Waves	
<i>by Christopher Danpure and</i>	
<i>David Gibson, G3JDG</i>	44
Your Questions Answered	46
The MW Column	
<i>by Alistair Woodland</i>	57
Letters to the Editor	61
New Books	62
CQ! CQ! CQ! CQ! CQ!	66

CONSTRUCTIONAL

TRF5 Pocket Portable	
<i>by R. F. Graham</i>	20
Simple Automatic Switch	
<i>by J. E. Kasser</i>	23
Modulated Crystal Marker	
<i>by Hugh Wagner</i>	28
End Fed Aerial Tuner	
<i>by F. G. Rayer, G30GR</i>	31
Midget I.C. Amplifier	
<i>by L. McNamara, B.Sc.</i>	38
A Comprehensive Checker	
<i>by C. R. Bradley</i>	40
The "Clubman" Part 5	
<i>by J. Thornton-Lawrence,</i>	
<i>GW3JGA</i>	48
Simple Musical Toy	
<i>by J. M. Watt</i>	65

OTHER FEATURES

Repairing Radio Sets, Part 2	
<i>by H. W. Hellyer</i>	24
Five Steps to Hi-Fi	
<i>by Iain Smith</i>	36
The Semiconductor Diode	
<i>by Barry C. Francis</i>	50
A Method of Repetitive Morse	
Broadcasts	
<i>by J. McCarthy</i>	58

JUNE ISSUE WILL BE PUBLISHED ON MAY 10th

All correspondence intended for the Editor should be addressed to: The Editor, "Practical Wireless", George Newnes Ltd., Tower House, Southampton Street, London, W.C.2. Phone: TEMple Bar 4363. Telegrams: Newnes Rand London. Subscription rates, including postage, 36s. per year to any part of the world. © George Newnes Ltd. 1968. Copyright in all drawings, photographs and articles published in "Practical Wireless" is specifically reserved throughout the countries signatory to the Berne Convention and the U.S.A. Reproductions or imitations of any of these are therefore expressly forbidden.

NEWS AND COMMENT...

"BETTER SOUND"

There will be four programmes in a new series "Better Sound" which will be broadcast on Fridays at 7.00-7.30 p.m. in Study Session, Radio 3 from May 3 to 24. Listeners will be invited to send questions of general interest, or requests for more information on particular topics covered in the series and these will be dealt with in two extra programmes which will follow the repeat of the series later in the year.

The series will be repeated on Radio 4 on Saturday mornings at 11.00-11.30 a.m. from August 17 to September 14. There will be no programme on August 31 (Bank Holiday weekend), but there will be two additional programmes on Saturdays, September 21 and 28.

The series is planned for home enthusiasts and those who use sound equipment as a teaching aid, or in amateur dramatics and so on. The aim is to help them to get the best out of their hi-fi equipment, tape-recorders and radios. This will be done by giving information about the basic principles involved in the transmission, recording and reproduction of sound, and practical advice on the choice and use of different types of equipment. Advice on particular makes cannot be given and the construction and repair of equipment will not be dealt with.

Speakers will include Donald Aldous, technical editor of *Audio Record Review*, John Borwick, technical editor of *The Gramophone*, John Crabbe, editor of *Hi-Fi News* and members of the BBC's staff.

Each programme will focus attention on one area of this wide field. A number of topics (e.g. microphones, loudspeakers, stereo) will therefore be treated in more than one programme.

Programme 1: Transmission and reception of radio, including stereophonic broadcasting. Explanation of a.m. and f.m., etc. Programme 2: The nature of sound, and room acoustics, with demonstrations of the effect of different placings of microphones and loudspeakers. Programme 3: The reproduction of music in mono and stereo; hi-fi equipment. Programme 4: Tape-recording for the amateur.

The diagrams in the *Study Notes* (BBC Publications, 2s. 6d. plus 5d. postage) will be helpful in following the broadcasts and the explanations in the text of the basic principles of the transmission, recording and reproduction of sound in mono and stereo will be useful for reference, particularly for the less knowledgeable listeners.

GB2LO AT CITY OF LONDON FESTIVAL

An unusual feature of the 1968 City of London Festival, July 8-20, will be the Amateur Radio station installed and operated by the RSGB.

The location is still under negotiation, but the station will be in a very prominent place within the 1.03 square miles of the City of London, and easily accessible to the public.

The GPO have granted the use of the callsign, GB2LO.

Equipment will be loaned by Messrs. K. W. Electronics Ltd. and will be operated by volunteers on the amateur frequencies in the 10, 15, 20, 40 and 80 metre wavebands. The society's public relations personnel will be on hand to explain the station and its function to visitors. Operation will be on single sideband only.

SPRING IS HERE!

We were delighted to snip the following from the price list of a well-known semiconductor manufacturer:

1N34A-C Geranium Diode 4s 6d
Zenobia diodes, of course, cost more!

RADIO SPEEDS UP RAIL MAINTENANCE

With increased efficiency as the prime objective, British Rail Eastern Region have introduced a new system of v.h.f. communication between their London Area Electric Traction Engineer's mobile maintenance units and the overhead line depots at Romford, Cheshunt, Pitsea and Colchester, via a control at Romford, Essex.


This system operates over an area bounded by London, Bishop's Stortford, Colchester, Walton-on-the Naze and the Essex Coast.

There are two fixed radio stations and aerials at Danbury in Essex and Highgate in Middlesex. Any signal transmitted from a mobile unit, all of which are on a common frequency, is received simultaneously at each aerial and, after automatic comparison for strength, the station receiving the stronger signal feeds it direct to Romford Control.

Here the switchboard operator can communicate with all mobile maintenance units and extend calls between selected extensions in overhead line depots to such units.

Each mobile unit is equipped with a receiver/transmitter which is operated by the car-starter battery carried by the vehicles. Incoming calls are heard on a loudspeaker mounted in the cab and a telephone handset is used for carrying on conversations.

VERSATILE POWER UNIT FROM R.C.S.



R.C.S. Products Ltd., 11 Oliver Road, London, E.17, announce the latest in their range of power units. It is called the "Plus Three" and provides three separate switched voltages of 6V, 7.5V and 9V d.c. at 250mA.


It is ideal for most types of transistor equipment including record players, tape recorders and radio receivers, and makes a good test bench power supply. It is housed in an attractive rexine-covered wooden cabinet measuring $4\frac{1}{2} \times 3\frac{1}{2} \times 2\frac{1}{2}$ in.

An indicator lamp is standard fitting to ensure that the unit is not left running when the equipment has been switched off, and an optional extra is a lead fitted with a din plug so that the unit can be used in conjunction with the Philips battery operated tape recorders. Also, the makers state that connection leads can be made up to individual specifications.

The "Plus Three" costs 57s. 6d. p.p. is 2s. 6d.

NEWS AND COMMENT...

THE R600 FROM ROBERTS' RADIO



The R600 is a f.m./a.m. transistor portable. A transformerless audio amplifier is employed and press-button switches are provided for waveband selection, automatic frequency control for the v.h.f. band and treble cut.

The circuit employs 11 transistors and 5 diodes and the output stage delivers power in excess of 1W to a 7 x 3½ in. elliptical speaker.

A hinged and rotatable telescopic rod aerial is provided for f.m. reception, and a built-in ferrite rod aerial for the a.m. bands. Sockets are provided for use with a car-type aerial and an earpiece.

The receiver is housed in a wooden case covered with black leathercloth set off with silver trim and natural teak end-panels and is mounted on a ball-bearing turntable.

Approximate size is 11½ x 6⅜ x 3½ in., weight is 5 lb. and the recommended price, including battery and purchase tax is 23 guineas.

HEATHKIT AT IDEAL HOME EXHIBITION

The feature of the Heath stand was a presentation in a domestic setting of music in the home. Items from their Hi-Fi range were demonstrated under simulated home conditions.

Hi-Fi audio equipment on view included a.m./f.m. tuners, both mono and stereo, amplifiers and speaker systems for reproducing sound from these sources and from record and tape decks: portable and car radio receivers, stereo record players and stereo tape-recorders were also shown.

BBC RADIO DURHAM

The BBC has placed an order with Bovis Ltd., of Harrow, Middlesex, for building work at the headquarters of BBC Radio Durham, Park House, Durham. Studio and ancillary accommodation will be formed here for this new local radio station, which is expected to be brought into service early this summer.

Radio Durham will transmit on 96.8 Mc/s in the v.h.f. band, from a transmitter at the BBC's Pontop Pike station. The area served will cover most of the County of Durham, except the western part, and will include the City of Durham, Sunderland, Bishop Auckland, Chester-le-Street and the greater part of Consett.

INDUSTRIAL TRAINING FILMS

A comprehensive catalogue of audio visual material for industrial and other training uses has been published by Rank Audio Visual Limited. In its sixty-four pages it lists a wide range of audio visual material on a multitude of training applications in industry, commerce and education.

It includes a total of 346 titles of 16mm. films, 8 mm. concept loop films, 35mm. filmstrips, and sound filmstrip kits. The catalogue is available free of charge from Rank Audio Visual Limited, P.O. Box 613, Woodger Road, Shepherd's Bush, London W.12.

NEWS FROM THANET

GB2MHE will be operated by the Thanet Radio Society at the Hobbies Exhibition run by the Rotary Club of Margate at the Lausanne School April 24-27. A.M. Phone on 80-40-20-15-10m 4 and 2m. Special QSL's. Contacts and reports will be appreciated. Dick Trull, G3RAD.

BBC RADIO STOKE-ON-TRENT

So that the start of the local broadcasting service for the Stoke-on-Trent area, on March 14, would not be delayed, the BBC brought into service a temporary low-power transmitting installation. This was on the site of the permanent transmitter, at Alsagers Bank, near Newcastle-under-Lyme.

Radio Stoke-on-Trent transmits on 94.9 Mc/s in the v.h.f. band. The local programmes are originated from the new BBC premises at Conway House, Cheapside, Hanley.


SIFAM METERS FOR AMPEX TAPE RECORDERS



The picture shows special "VU" meters for use in a new, portable professional tape recorder being tested at the Torquay factory of Sifam Electrical Instruments Co. Ltd.

Sifam have received a large initial contract from Ampex Electronics Ltd., Reading, Berks., for these meters for fitting to the new Ampex AG-20 battery-operated audio recorder. Built into a modified Sifam "Director 24" instrument case, the meter movements have specially designed ballistics based upon the stringent USA Standards Institute specification for volume measurement of electrical speech and programme waves.

The meters were subjected to severe tests both in the UK and by the Ampex parent corporation in the United States. The most dramatic of these was an environmental test of the recorder in which an interview was taped by skydivers from the British Green Jackets Parachute Club during free fall from an altitude of 12,000 feet.



TRF5 POCKET PORTABLE



R. F. GRAHAM

THE t.r.f. type of receiver avoids the more complicated circuits and alignment difficulties of the superhet, yet will normally give good loud-speaker volume plus a reasonable selection of stations. This circuit has five transistors in a 6-stage reflexed arrangement which is sensitive, easy to build, and provides excellent volume from an economical single-ended push-pull output stage.

Figure 1 shows the circuit, and a personal phone or headphones may be used to test it in three sections, during construction. This ensures that progressive wiring is correct. Tr1 acts as r.f. amplifier, with regeneration through TC1 controlled by the potentiometer VR1. R.F. is blocked by the r.f. choke and passes to diodes D1 and D2, the demodulated signal passing through L1 to Tr1, which furnishes audio signals across R1, taken through C6 to Tr2. When the circuit is wired as far as C6, phones from C6 to battery positive give moderate phone volume from some local stations, while tuning and regeneration will be found in order if this section is working correctly.

Tr2 and Tr3 are audio amplifiers, connected to obtain d.c. stabilisation of their working conditions.

For example, assume Tr2 collector current is too high. The voltage drop across R4 rises, moving Tr3 base positive and Tr3 emitter current falls, reducing the voltage drop across R6, and moving Tr2 base positive through R3, to restore working conditions. Should Tr2 collector current be too low, the reverse arises. With Tr3, excess collector and emitter current increases the voltage drop across R6, shifting Tr2 base negative, increasing Tr2 collector current and the voltage drop across R4, which in turn moves Tr3 base slightly positive, to restore conditions.

With Tr2 and Tr3 added, phones from Tr3 collector to battery negative should give more than enough volume, with good quality of reproduction, thereby showing this section is in order. Transformer T1 drives Tr4 and Tr5 in a popular and economical push-pull circuit, operating directly into a 75Ω speaker.

Components

There is some latitude in transistors and some other items, but miniature transistor receiver type components have to be used throughout. All resistors are 10% (silver band) except R7, R8, R9 and R10, which must be either 5% (gold band) or selected with a reliable meter for accuracy. VR1 is a midget pot with switch and actual results are the same with 10kΩ or 20kΩ. VC1 is a midget solid-dielectric (300pF) but there is space for a midget air-spaced capacitor, if to hand, and 365pF or other larger value can be fitted.

Various transformers for single-ended push-pull, for use with OC71 and 2xOC72, or OC81D and 2xOC81, or similar transistors, are satisfactory for T1. The ratio is generally about 7:1 + 1, to 3.5:1 + 1. Tags are

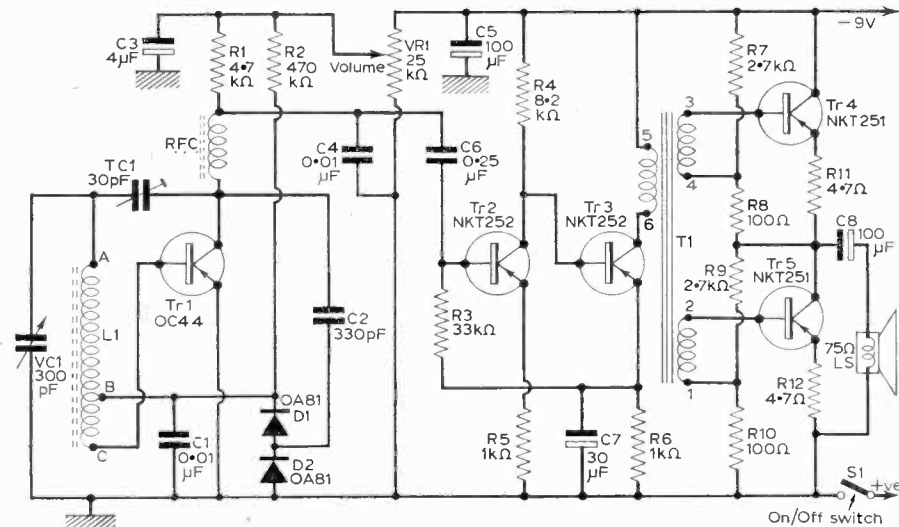


Fig. 1: Complete circuit of the TRF5 pocket portable.

numbered in Fig. 1 and a wiring plan shows location of tags or pins and must of course be for the actual transformer, if different from that listed.

The speaker is a 75-80Ω 2in. or similar unit, but 35Ω units are also in order, while a 25 or 35Ω speaker is particularly suitable for 2xOC81 or similar transistors. The receiver is easily accommodated in a plastic case which is approximately 5½ x 3¼ x 1½in. external dimensions.

Chassis and Case

This is 5 x 3in., ½in. paxolin, with all components except VR1 and the speaker mounted on the back as in Fig. 2. Cases of the type mentioned have three projections inside, tapped 6 B.A. Bolts in holes X, Fig. 2, secure the finished receiver in its case. These three holes can be positioned by cutting thin card 5 x 3in., placing it in the case, piercing over the tapped holes, then using the card as a template for drilling the paxolin. Should any holes be inaccurately placed, they can be elongated with a small round file. The two holes marked S are for bolts with extra nuts, which secure the speaker. Somewhat similar cases are made with tapped holes to fix a speaker inside, and two flexible leads can then run from speaker to receiver.

The speaker opening, Fig. 2, is about 1½in. in diameter, to clear the speaker. As many holes as possible should be drilled before fitting any components to the panel.

Ferrite Rod Aerial

This has 88 turns of 26s.w.g. enamelled wire,

side by side on a 5 x ⅜in. ferrite rod. Glued paper is wound round the rod, and the wire fixed at A with tape, adhesive, or cotton. After winding 76 turns, the small loop B is made, and winding continued in the same direction for a further 12 turns, the wire being fixed at C.

A loop of some insulating material, such as cardboard, leather or plastic is cut to go round the rod, and drawn tight with a bolt, which also goes through the panel. Extra nuts or a spacer lifts the rods so that the winding clears the trimmer TC1. Note that a wire also passes from the moving plates of VC1 through the panel to the "earth" or battery positive circuits the other side.

If the receiver is to be tested in sections as mentioned, insert components up to C6.

The underside of the panel (or front when the receiver is in its case) is shown in Fig. 3. VR1 is fixed with a small bolt. The simplest method of wiring is to use 26s.w.g. or similar bare tinned

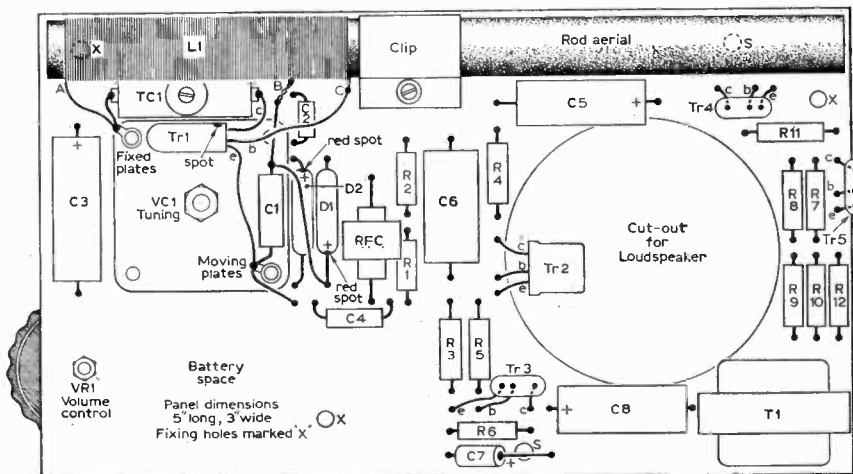


Fig. 2: Component layout. The volume control VR1 is mounted on the reverse side (see Fig. 3).

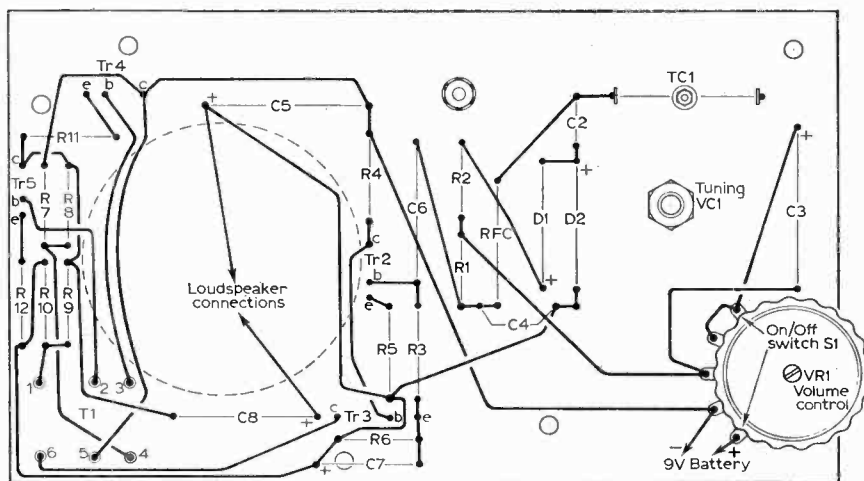


Fig. 3: Underside wiring of the paxolin panel.

copper wire, with 1mm red sleeving for "earth" and black sleeving for negative line. Joints (especially for transistors and diodes) are soldered rapidly, the iron being removed immediately the joint is formed.


To test the first stage, connect phones from the free end of C6 to battery positive and unscrew TC1. Set VR1 at about half its travel. Tune in a signal with VC1 and screw down TC1 until the receiver just begins to oscillate, backing off VR1 slightly should then control regeneration. A meter in one battery lead should show a current of about 1-1.5mA, falling

by about 0.2mA on tuning in a strong signal, due to increased base bias from the diodes. Regeneration becomes less easy towards the low frequency end of the waveband, so TC1 can be readjusted slightly later, for best over-all reception.

During normal use, VR1 *must* be adjusted as a regeneration control, *not* as a simple audio volume control. Rotating VR1 towards maximum builds up volume, until oscillation begins. Sensitivity is very high just below this oscillating point. Should no results be obtained, connections in this part of the circuit should be checked.

When Tr2, Tr3, and associated components have been added, it is worth checking results by connecting phones between the collector of Tr3 and the battery negative line. This corresponds to points 5 and 6, Fig. 1. Volume on local signals should be very great, and more stations may be heard. There should be no audio distortion. If results are poor or distortion has arisen since adding Tr2 and Tr3, check resistor values and connections here.

Current drain with Tr1, Tr2 and Tr3 in use depends somewhat on transistors, but can be ex-



Internal view of assembled receiver (less loudspeaker).

pected to be around 3—4mA. Should there be any fault, correct this before wiring the output stage.

Output Stage

As mentioned, connections to T1 in Fig. 3 are for the listed transformer, and tag 1 is red. Other transformers have tags in different positions, but are equally suitable.

Resistor values R7 to R12 are suitable for OC72's, OC81's, and many similar transistors, in addition to those listed. The output transistors are best purchased as a matched pair. It should then be found that the voltage at the junction of R8 and R9 is about half the supply voltage. This will not be so with unmatched transistors in Tr4 and Tr5 positions or with an error in value in R7, R8, R9 or R10. In practice, it is usually found that results are satisfactory if transistor voltages lie within about 20% of each other, if the transistors are otherwise matched.

Current taken by the whole receiver should be about 8—10mA, rising to 12—20mA peaks with good volume. Should current be around 8—10mA but extreme distortion spoil results after adding the output stage, check connections to T1. In particular, leads to one half secondary may need to be reversed. Should current be much under 8mA, with weak, distorted reception, check that a mistake is not made in reading the values of R7—R11. Should current be much over 10mA, with no signals tuned in, but reception nevertheless good, R8 or R10 may be too high in value, or R7 or R9 too low. This is not expected with 5% resistors.

Loudspeaker Mounting

There is space for the usual 9V miniature battery, and receiver leads should have correct positive and negative clips. If the speaker is bolted to the paxolin panel, a piece of thin felt, thick blotting paper, or similar material with a central hole can be placed between speaker and cabinet, to prevent vibration sounds. The tuning scale is drawn on card, afterwards cemented to the case front. A knob of fairly large diameter is most suitable for tuning. ■

★ components list

Resistors:		Capacitors:	
R1	4.7kΩ	C1	0.01μF 150V
R2	470kΩ	C2	330pF 150V
R3	33kΩ	C3	4μF 25V electrolytic
R4	8.2kΩ	C4	0.01μF 150V
R5	1kΩ	C5	100μF 12V electrolytic
R6	1kΩ	C6	0.25μF 150V
R7	2.7kΩ	C7	30μF 6V electrolytic
R8	100Ω	C8	100μF 12V electrolytic
R9	2.7kΩ	VC1	300pF miniature variable
R10	100Ω	TC1	30pF trimmer
R11	4.7Ω		
R12	4.7Ω		
VR1	25kΩ pot. with switch		
Semiconductors:		Inductors:	
Tr1	OC44	L1	see text
Tr2	NKT252	RFC	miniature 7.5mH r.f. choke
Tr3	NKT252	T1	Single ended push-pull transformer 7:1 + 1 (Fotiphone L442 or similar) see text
Tr4	NKT251		
Tr5	NKT251		
D1	OA81		
D2	OA81		
Miscellaneous:			
Ferrite rod, wire, solder, paxolin 5 x 3 x 1/8 in., 75Ω speaker, case to suit, knob, dial, 9V battery.			

SIMPLE AUTOMATIC SWITCH

J.E.KASSER

THIS simple but useful device is an all solid state switch, i.e., it has no moving parts to go wrong, such as relays etc., although it can easily be made to utilise a relay if desired. However, the unit as described here may be used without a relay to control load currents of up to 2.5 amps. The unit can be used with a variety of input circuits for a wide range of applications requiring a switch which is not self-latching, i.e., is only activated as long as the original trigger input lasts.

No signal

The circuitry is very simple, but a brief description might prove useful for those not familiar with this type of device. When there is no signal applied to the input (i.e., the base terminal of Tr1) Tr1 is switched off and is in a non-conducting state. Current flows through the potentiometer formed across the supply lines by R1, R2 and R3. Because of this flow of current, the base terminal of Tr2 is forward biased due to the voltage drop across R3, and thus Tr2 is conducting, or is switched on. The collector current of Tr2 is controlled by VR1, while R4 functions as a limiting resistor to set the limit for maximum current through the transistor. Since Tr2 is conducting and the emitter drawing current, and because of the direct connection to the base of Tr3, Tr3 is conducting also and thus current flows through the load, its maximum value being approximately $h_{fe} \times I_b$.

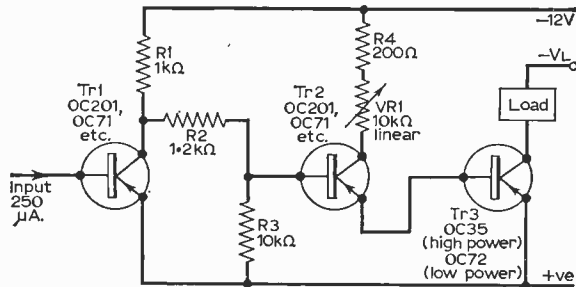


Fig. 1: Circuit of the simple automatic switch.

The choice of transistor for Tr3 is made according to the power dissipation required. In the prototype it is an OC35 for high power applications. The prefix VL is the load supply voltage and this can be made any value within the V_{MAX} of the transistor Tr3. It can, in fact, be connected to the 12 volt negative rail if required.

Signal applied

If an input signal is applied to the base of Tr1 the transistor will conduct, and the potentiometer network (R1, R2 and R3) is now starved of current, the current now flowing through the transistor Tr1. The effect on Tr2 base is that it drops to a potential of

practically zero volts and thus, being robbed of its forward bias, transistor Tr2 cuts off and ceases to conduct. Since Tr3 base potential is more or less dependent upon whether Tr2 conducts, i.e., it is connected directly to Tr2 emitter, it (Tr3) now ceases to conduct and thus cuts off. Obviously if Tr2 is not conducting then the potential presented at Tr3 base by virtue of the current flowing through Tr2 emitter is removed. Since it was this bias which caused Tr3 to conduct, once Tr2 cuts off and ceases to draw current, then Tr3 also will cease to conduct and will become cut off. It is plain that with Tr3 not passing any current, the load will be robbed of

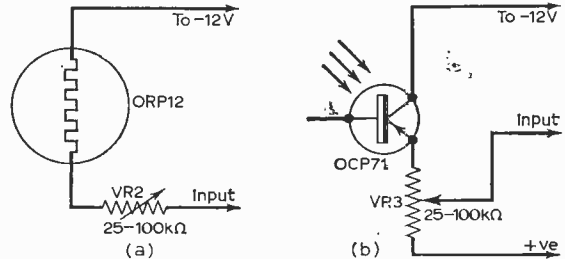


Fig. 2a: Suitable input circuitry for a parking lamp.
Fig. 2b: The same circuit using a photo-transistor.

current too and will thus switch off the device to which it is attached. This means that current is flowing in the load circuit as long as there is no input to the base of Tr1. Directly a signal is applied, Tr3 will cut off, and thus no current will flow in the load.

Transistors

Silicon transistors were used in the prototype mainly because they were to hand, however, there is nothing really critical about the circuit and most transistors should work. It should be borne in mind, however, that changing the transistors could easily vary the switching sensitivity.

Parking light

This type of circuit would be ideal as a parking light if the load was furnished by a suitable lamp and the input circuit triggered by a photocell or photo-transistor as suggested in Fig. 2. The potentiometer regulates the sensitivity of the device and, if preferred, Tr1 might be replaced with a photo-transistor direct, such as the OCP71.

Burglar alarm

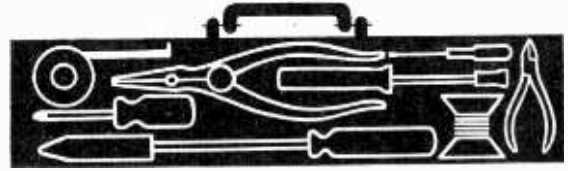
The photo-transistor will also prove very useful if a burglar alarm is envisaged, since the breaking of the light beam will switch on the alarm. Other uses include any sort of alarm or level detector, and the unit will replace a relay but only with one set of terminals. The actual switching speed is dependent only on the characteristics of the transistors used. ■

repairing radio sets

PART 2

H. W. HELLYER

Last month we dealt with the basic operation of the transistor. We go on to discuss their identification, handling and replacement



HALF the trouble of servicing transistorised equipment lies in the difficulty of handling small and often unfamiliar parts. It is all very fine for the professional to whom experience has given confidence and who, let it be whispered, may have access to an immediate replacement for the part he damages by haste or clumsiness! For the ordinary chap, however, transistor radio repairs pose a very real problem.

IDENTIFICATION

The first requirement is identification. There are literally hundreds of different sorts of semiconductor devices already in use. Components, likewise, have proliferated; and in doing so have shrunk to very

small proportions. A magnifying glass, tweezers and a pencil-bit soldering iron are obligatory, no longer optional, servicing aids.

Because of this problem of identification much of the space available for this article has been taken up by diagrams which may seem superfluous to our more experienced readers. Figure 11 shows the actual shape and size (to scale) of the more popular transistors, with the electrode arrangement of their bases. The code is c collector, b base, and e emitter, with the letter s denoting screen where this applies. On some of the power transistors the collector is internally connected to the outer casing, which forms the collector connection, and some care must be taken when dealing with these for the mounting is often arranged so that the maximum heatsink operation takes place. A very thin film of insulant is fitted between the outer casing and the plate on which the transistor is mounted, giving maximum heat transference, but electrical insulation. Obviously this must be treated with great care. A split, a crease, or even a slight sideways movement during reassembly, may cause a shorted electrode and irrevocable damage.

Similarly, insulating sleeves, bushes and washers will be found that serve the same purpose, to keep the wire pins away from the main chassis while permitting electrical connection. When removing one of these power transistors always take great care to retain the bits and pieces as these *must* not be omitted later.

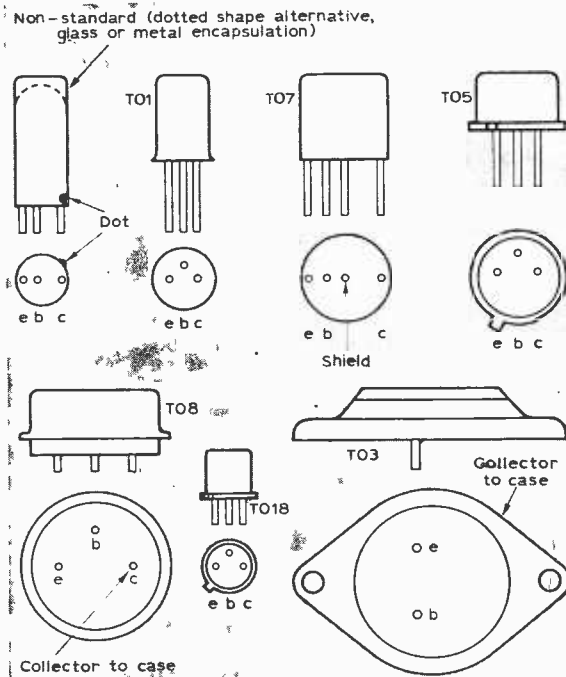


Fig. 11: Popular encapsulation shapes, with bottom view of electrode connections. Examples: Non-standard; OC71, OC74, OC81, OC82, TO1; OC45M, OC81M; TO7; OC170; TO5; 2G401, NKT162; TO18: AF127; TO3: OC26, AD140; TO8: NKT303.

REFITTING TRANSISTORS

When refitting such a transistor a smear of silicon grease on the mica, porcelain or other insulant will aid heat transference and help prevent cracking. Remember that there is often a good deal of heat to be transferred. A finger on the casing of the output transistors of a car radio, for example, will soon convince one that these are not "cold-running" devices. The important factor is the ambient temperature. In the specifications for transistors one finds the power output given for a particular ambient temperature, with the symbol T_{amb} denoting this figure and perhaps a symbol T_{case} or perhaps twice as much denoting the temperature at which the outer casing is designed to operate. The other relevant operating currents depend on this rating and will be drastically altered if it changes.

To emphasise this point Fig. 12 shows some of the heatsink mountings in common use. Note the insulating bushes, etc., and always remember that good thermal contact *must* be made. Even a bit of

swarf, or a dirty surface beneath the mounting, will be enough to raise the operating temperature perhaps beyond safety limits. In Part 1 last month Gordon J. King dealt with the phenomenon of thermal runaway and I need only add that in some receivers it is a very real threat so that all efforts must be made to keep operating temperatures within the design limits.

An example would be the modification of a receiver to use perhaps a transistor preamplifier stage. If this is fitted near a heat-generating source such as a valve or power transformer great care is needed to remove the heat before it can do any damage to the vulnerable semiconductors.

WATCH SPECIFICATIONS

I apologise for this Jeremiah-like note, but bitter experience of certain car radios which had their output transistors mounted on the back of the case inviting fitting methods that put them in areas of a very poor ventilation—sometimes right in the air-stream of the heater of the car—taught the author that makers' parameters must be respected if breakdown is to be avoided.

Even the simple heatsink, the brass or copper clip that apparently floats in mid-air, is a vital part of the design and should not be omitted. A popular trap is the temptation to "open" these with a knife or screwdriver blade to facilitate removal of the transistor. When the new transistor is fitted, the case is loose within its heatsink, and if a little extra trouble is not taken to tighten this thermal contact operating conditions may be altered. Pinch the curl of the heat-sink slightly before re-insertion of the transistor, but make sure that the pinching is even, i.e. over the whole length of the casing, so that no heat spots are caused. If the original was bolted to the chassis, then do the same with the new fitting, even if it is a little more trouble.

Always remember that manufacturers work to very tight costing schedules. The fraction of a penny that the heatsink costs may be a significant figure when multiplied by mass-production quantities. It was not put there for fun!

LEAD-OUT WIRES

Another point is the lead-out wires on some semiconductors. For r.f. and i.f. transistors, particularly in frequency-modulated receivers, the length of the lead can be important. When fitting a new transistor try to keep to the original dimensions even if this is a bit more trouble to do. In particular try to simulate the routing of the wire ends, do not cross collector and base leads just because it makes a neater fitting, do not bend wires too close to the capsule, and avoid running screen connectors to the nearest convenient place. The specific point that comes to mind is that of mounting a transistor on the opposite side of a printed circuit board from which it was removed—often easier to do. Nine times out of ten you may get away with it; the tenth time, however, there will be an increase in noise level or the chance of instability.

Microphonic transistors may seem a contradiction in terms. But longer leads than necessary on replacement transistors can cause this trouble, which again emphasises the need to keep leads to the right length.

On the other hand, the mounting lead is some-

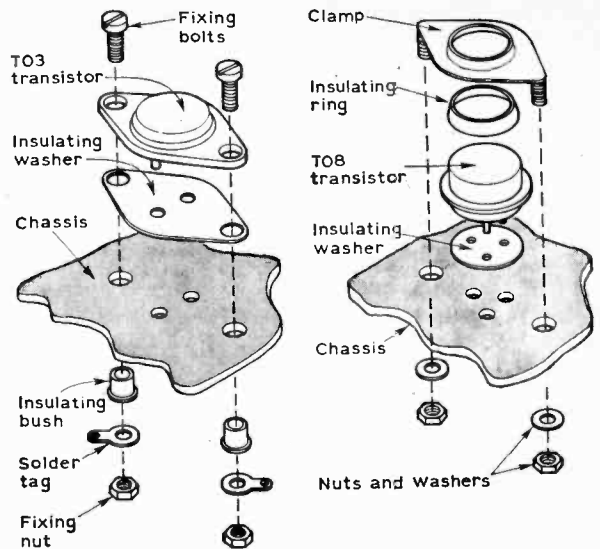


Fig. 12: Power transistor heat-sink mountings. It is important that the electrode pins do not touch sides of clearance holes and that good contact of the transistor with insulating washer and the latter with chassis is ensured.

times employed as a primitive sort of heatsink. This was a popular technique in fitting semiconductors in some television receivers. The wire ends of silicon rectifiers and other diodes were twisted into small loops and the components wired to tag strips. So cutting leads shorter simply invited overheating. The curl was to provide a mechanically stable mounting and had nothing to do with inductance!

Mechanically stable mountings—how important that phrase can be. The encapsulation of tiny components often means delicate leads in confined spaces, and to succumb to temptation and bend these leads sharply is to ask for trouble. Sharp bends should be avoided. Once again, the emphasis is on the proper tool for the job. A good pair of fine-nosed pliers or strong tweezers are part of the standard equipment of anyone wanting to work on transistorised equipment.

SOLDERING

Soldering transistor leads is perhaps the most difficult part of the job. To attempt this task with a clumsy bit is to invite disaster. We have already pointed out that heat is a danger—both in operation and in handling. A fine bit, just enough heat exactly where it is wanted, and the use of some form of heat shunt should be standard procedure. In emergency quite simple heat shunts can be made. Even a twist of wire around a transistor lead, between iron and component can be of some help.

Correct preparation of the job is more important with transistorised equipment than with receivers using valves. The joint to be soldered should be cleaned, the printed circuit board prepared, and any fixing hole thoroughly cleared (a match-stick inserted into the hole to clear it immediately the solder is molten is most useful) before the transistor itself is

brought anywhere near the board. Soldering should be quick, direct and efficient. The greatest mistake is to use an inadequate iron for a greater length of time than is desirable. You will melt the solder, true, but you could possibly melt a few components also in the process!

SMALLER ITEMS

Some of the problems of repair arise from the disparity between the original components and whatever replacements are available. There has been a steady shrinking of components—and, despite old-fashioned opinion, a steady increase in quality. This is underlined by the current attention given to integrated circuits. Fortunately my brief stops short at the discrete bits and pieces more often associated with the common transistor radio.

Removing these smaller items very often means damaging or destroying them. It is a hard fact, but one that must be faced. It is thus more than ever important to make *in situ* tests rather than to remove components. This procedure was stressed by Gordon J. King and the theoretical tests need not be repeated here. Some of the practical points arising from them are, however, worth a few lines.


First—servicing transistor radios needs a totally different approach from previous methods used for dealing with valved equipment. Careful diagnosis and correct measurement are much more important. While it is easy and the common practice to remove and replace a valve for test, and often quicker than taking the measurements that would prove its failure, the opposite situation holds with transistor radio testing. Therefore it is vital to know what we are testing, what readings to expect, and how to prove the fault without unnecessarily disturbing the circuit.

But there is a catch here. Suppose a transistorised circuit has broken down and preliminary inspection reveals a burnt-out resistor, what then? A logical approach is needed. We must ask ourselves Why? and indulge in a little theoretical conjecture before grabbing the tools. What could cause the failure; what secondary symptoms would we expect to find; what “cold” measurement tests will help us to prove the fault before we switch on again?


EXAMPLE

To take an example, the output stage burnout of a high quality and expensive tape recorder. The obvious signs were blackening of two emitter resistors, indicating that the output transistors had been passing heavy current. These were low-ohm components and their exact value had to be observed. But preliminary tests could be made with temporary resistors, all “cold” measurements giving readings that appeared normal. By hooking up several series-parallel “christmas-tree” arrangements, the working values were simulated. (This is where a good resistor/capacitor substitution box is a very handy workshop aid. The actual components do not need to be fixed into place; flyleads serve the temporary purpose.)


Applying power and taking measurements of current and voltage we found that the output transistors had indeed been damaged. Input conditions, at d.c., were apparently normal.



A simple pair of tweezers aids in the handling of small parts, such as transistors.



A suitable heat-shunt such as a pair of long-nosed pliers between capsule and solder joint prevents damage.



Removing transistor from congested circuit board is made easier by tweezers with blade end.

Now comes the trap. If we replace the output transistors and damaged components, then resume operation, all seems to be in order. But in a short while the equipment is returned to us with the self-same components burnt out. Why? The answer, in this particular case, was failure of a small-signal transistor some *five* stages earlier. This was permitting larger signal current swings than the design parameters should have allowed. The intermediate stages could handle this overload, which gradually increased toward the output section. The output pair handle quite heavy currents, and the large input signal swing drove them way beyond their limits on a strong signal. The trouble was cumulative and until we got to the root of it by more careful measurements under dynamic rather than static conditions the fault could not be proved. Now we fly straight toward the known culprit and replace the AC128 with an AC153.

CARE NEEDED

This example is given only as a warning that testing needs to be more careful than we may have been accustomed to in previous times. A valve voltmeter is now an accepted part of the bench rig, in general rather than intermittent use. An oscilloscope is even more useful for taking spot measurements of incoming signals without disturbing the circuit. But even where the only gear one has is a multimeter, the need to use this diligently becomes obvious. If a manufacturer says there is 2·1V at the base of a transistor he means this—and the difference of even point one of a volt can be significant. Gordon J. King is treating the important subject of signal testing

more fully in the next part. His advice is well worth studying.

From the practical point of view, and even at the risk of repetition, we must stress the dangers to transistorised equipment in making the tests themselves. A careless probe can damage a transistor irrevocably in less time than it takes to curse one's clumsiness. If we accidentally slip and short-circuit a transistor's base to collector, or, in some cases, its emitter to chassis, we can write off that transistor almost immediately. If we apply too great a signal from our generator or other source, small-signal stages in the earlier part of the circuit will suffer, and again transistors may saturate on negative peaks (assuming p-n-p types with positive chassis). Thermal runaway can occur when leakage current rises, a rise in junction current causing more heat, causing more current, and so on.

HIGH IMPEDANCE

It is essential that we do not bring about these conditions by our tests. The volt-meter, for example, should be at least 20,000 ohms/volt to give accurate readings down to one-tenth of a volt or even less without disturbing the circuit. This is because to read these voltages one must switch to a low-voltage range, and the meter imposes a greater load on the lower ranges. Hence the very obvious advantages of the valve volt-meter, which has a very high impedance.

But the valve voltmeter is often a main-powered item, and here another snag arises. Leakage currents can be caused if unearthed test equipment is used—or if earthed equipment and test gear is used with phase-change differences in wired connections. Figure 13 shows the connection of a signal generator to an a.c. operated radio or amplifier. Both the chassis of the signal generator and the set should be earthed, and this means properly bonded from the metal parts, not just from the earth connector of a three-wire lead.

One reason is that the dotted capacitor shown is actually a distributed capacitance between the windings of the transformer and the core, and perhaps across any r.f. filter that may be included in the mains circuit of the test gear. Connecting the test gear to the set, even via the isolating capacitor C2 whose job is to prevent transients that can also damage transistors, does not remove the danger as the coupling is electrostatic.

If we now apply a soldering iron to the set, even with the set switched off, and if the metal bit of the soldering iron itself is not adequately earthed, a fairly large current can flow from the iron to earth via the transistor. Soldering a base connection of a radio with an unearthed iron is simply inviting trouble. So the prime rule, before commencing, is to make sure that all the equipment is earthed to a common point. Five minutes extra in setting up before starting work can save quite a bit of trouble later.

Any output meter used should be of correct load

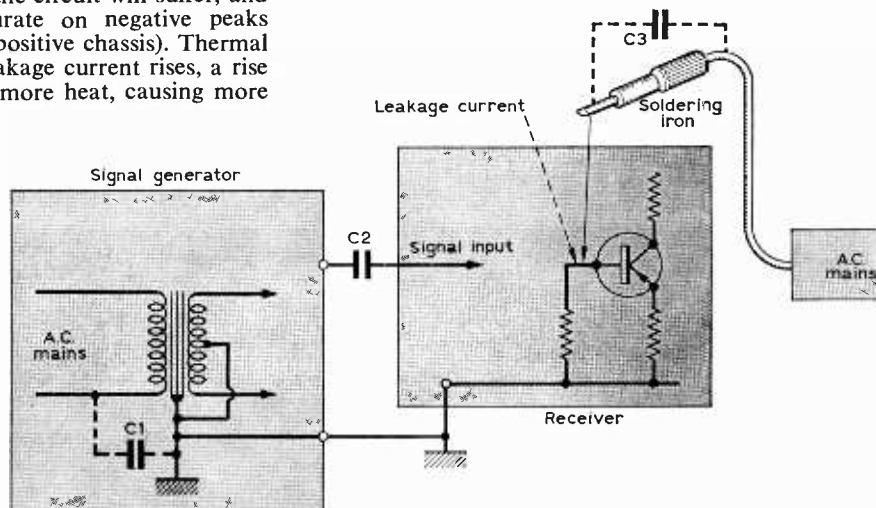


Fig. 13: Leakage currents due to electrostatic charges between mains wiring and chassis can be transmitted to the receiver from test gear, despite isolating capacitors. The great danger is the use of an unearthed soldering iron, which can cause heavy leakage current to pass through transistors to chassis and back to earth.


impedance. Conditions with transistor output stages in respect of possible damage are virtually opposite to valve stages. A short-circuit across the output will cause breakdown. A load lower than that required in the design will draw extra power from the output circuit. Hence the need to observe correct loading when fitting extension loudspeakers. Hence also the reason that some amplifiers are rated at higher power output for lower impedance loudspeakers.

Finally, any ohmmeter used will be powered by a small battery. On the $\times 100$ ranges, this can be several volts more than the circuit may handle. This is a point that should be considered when testing.

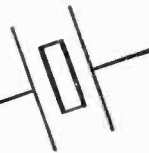
TO BE CONTINUED

★ FAULT FINDING CHART No. 2

The fault finding chart presented with this issue is to be used in conjunction with last month's chart. This month the chart, however, deals with diagnosis. The two charts together form a comprehensive guide to fault diagnosis and tracing, and will be found useful either on their own or used in conjunction with the new series of Repairing Radio Sets.



MODULATED Crystal MARKER



HUGH WAGNER

DURING odd sessions of experimentation in the workshop, the writer came across some stubborn crystals that would not easily oscillate in conventional valve circuits, but would sometimes do so in transistorised circuits. Accordingly, an attempt was made to put together a simple transistorised oscillator, using the minimum of parts, that could be used for sub-standard crystals. The circuit shown works well in spite of the fact that no tuned circuits are used.

For prolonged use a fairly large 9 volt battery should be used since the drain of the oscillator alone is about 10 milliamps, whilst it is double this when the modulator is in use. A 12 volt battery may be used provided attention is paid to the dissipation of the audio transistor used.

It is preferable to use a meter, which may be either a 1 or 2mA unit. A meter does give one an idea if the crystal is functioning, and some indication of its activity. To set up the meter, use, initially, a 2kΩ potentiometer and set this to give almost f.s.d. with the hottest crystal in stock. A fixed resistor of that value (R7) is then soldered into the circuit.

The type of modulation is simple and the low level; nevertheless it is very effective. The wave shape should ideally be sinusoid, and if the constructor is keen on this he can insert, temporarily, a 15kΩ potentiometer in place of the 470Ω resistor shown in the circuit diagram, and adjust it to give a good wave shape. However, the note produced may not be as distinctive and pleasing as that obtained at a sacrifice in wave-shape. In the prototype, and a copy that was built later, the most suitable note (to the writer's ear) was one of a little less than 1800c/s.

Construction

A glance at the circuit diagram shows that, contrary to usual practice in p-n-p transistor circuitry, positive is not at ground potential. Battery negative is grounded to the chassis and covering box, and the on-off switch is in the positive line. It is worth while cutting the three holes for the commonest valveholders, as this enables most crystal types to be accommodated.

The two-pole switch shown in the diagram was a two-pole six-position wafer switch, as it happened to be handy. The unused tags are used for supporting components. If this system is copied, make sure the stop lugs on the switch are bent into position, so that the switching range is restricted to two positions only. Likewise, the unused pins on the valve-holders may also be put to good use. Quite apart from driving the first stage of a transmitter, there are other uses for this useful unit, and most

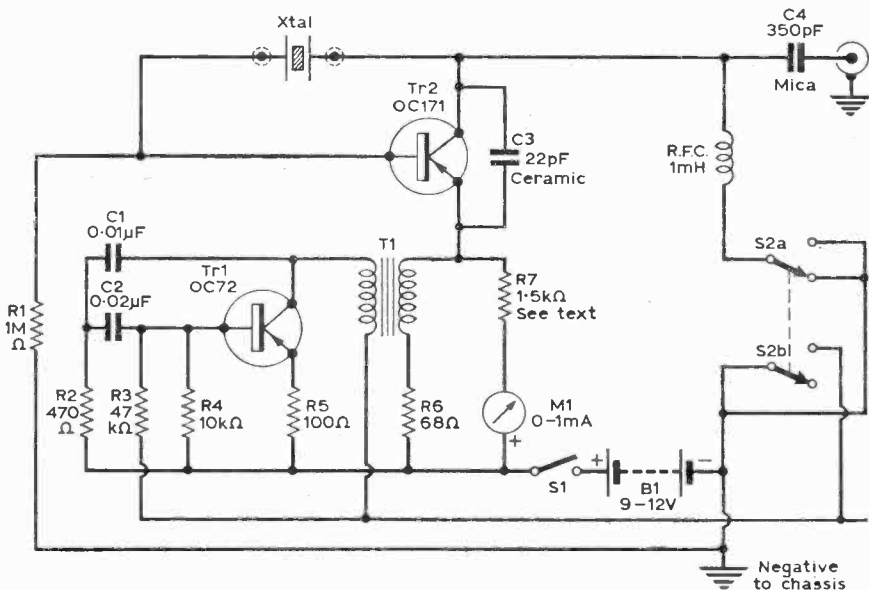


Fig. 1: Circuit diagram of the modulated crystal marker.

—continued on page 32

VALUABLE NEW HANDBOOK **FREE** TO AMBITIOUS ENGINEERS

Have you had *your* copy of "Engineering Opportunities" ?

The new edition of "ENGINEERING OPPORTUNITIES" is now available—without charge—to all who are anxious for a worthwhile post in Engineering. Frank, informative and completely up to date, the new "ENGINEERING OPPORTUNITIES" should be in the hands of every person engaged in any branch of the Engineering industry, irrespective of age, experience or training.

On 'SATISFACTION or REFUND of FEE' terms

This remarkable book gives details of examinations and courses in every branch of Engineering, Building, etc., outlines the openings available and describes our Special Appointments Department.

WHICH OF THESE IS YOUR PET SUBJECT ?

RADIO ENGINEERING
Advanced Radio — Gen. Radio — Radio & TV Servicing — TV Eng. — Telecommunications — Sound Recording — Automation — Practical Radio — Radio Amateurs' Exam.

ELECTRICAL ENG.
Advanced Electrical Eng. — Gen. Electrical Eng. — Installations — Draughtsmanship — Illuminating Eng. — Refrigeration — Elec. Electrical Science — Electrical Supply — Mining Elec. Engineering.

CIVIL ENGINEERING
Advanced Civil Eng. — Gen. Civil Eng. — Municipal Eng. — Structural Eng. — Sanitary Eng. — Road Eng. — Hydraulics — Mining — Water Supply — Petrol Tech.

ELECTRONIC ENG.
Advanced Electronic Eng. — Gen. Electronic Eng. — Applied Electronics — Prac. Electronics — Radar Tech. — Frequency Modulation — Transistors.

MECHANICAL ENG.
Advanced Mechanical Eng. — Gen. Mechanical Eng. — Maintenance Eng. — Diesel Eng. — Press Tool Design — Sheet Metal Work — Welding — Eng. Pattern Making — Inspection — Draughtsmanship — Metallurgy — Production Eng.

AUTOMOBILE ENG.
Advanced Automobile Eng. — Gen. Automobile Eng. — Automobile Maintenance — Repair — Automobile Diesel Maintenance — Automobile Elec. Equipment — Garage Management.

WE HAVE A WIDE RANGE OF COURSES IN OTHER SUBJECTS INCLUDING CHEMICAL ENG., AERO ENG., MANAGEMENT, INSTRUMENT TECHNOLOGY, WORKS STUDY, MATHEMATICS, ETC.

Which qualification would increase your earning power?
B.Sc. (Eng.), A.M.S.E., C.Eng., A.M.I.E.R.E., R.T.E.B., A.M.I.P.E., A.M.I.M.I., A.R.I.B.A., A.I.O.B., P.M.G., A.R.I.C.S., M.R.S.H., A.M.I.E.D., A.M.I.Mun.E., CITY & GUILDS, GEN. CERT. OF EDUCATION, ETC.

British Institute of Engineering Technology
453A ALDERMASTON COURT, ALDERMASTON, BERKSHIRE

THIS BOOK TELLS YOU

- ★ HOW to get a better paid, more interesting job.
- ★ HOW to qualify for rapid promotion.
- ★ HOW to put some letters after your name and become a key man . . . quickly and easily.
- ★ HOW to benefit from our free Advisory and Appointments Depts.
- ★ HOW you can take advantage of the chances you are now missing.
- ★ HOW, irrespective of your age, education or experience, YOU can succeed in any branch of Engineering.

132 PAGES OF EXPERT CAREER - GUIDANCE

PRACTICAL EQUIPMENT

INCLUDING TOOLS

Basic Practical and Theoretic Courses for beginners in Radio, T.V., Electronics, Etc. A.M.I.E.R.E. City & Guilds Radio Amateurs' Exam. R.T.E.B. Certificate P.M.G. Certificate Practical Radio Radio & Television Servicing Practical Electronics Electronics Engineering Automation

The specialist Electronics Division of B.I.E.T. NOW offers you a real laboratory training at home with practical equipment. Ask for details.

B.I.E.T.

You are bound to benefit from reading "ENGINEERING OPPORTUNITIES", and if you are earning less than £30 a week you should send for your copy now—FREE and without obligation.

POST NOW!

TO B.I.E.T., 453A, ALDERMASTON COURT, ALDERMASTON, BERKSHIRE.

3d. stamp if posted in an unsealed envelope.

Please send me a FREE copy of "ENGINEERING OPPORTUNITIES." I am interested in (state subject, exam., or career).

NAME

ADDRESS

WRITE IF YOU PREFER NOT TO CUT THIS PAGE



THE B.I.E.T. IS THE LEADING INSTITUTE OF ITS KIND IN THE WORLD

MINIATURE WAFER SWITCHES



4 pole, 2 way—3 pole, 3 way—4 pole, 3 way—2 pole, 4 way—1 pole, 4 way—2 pole, 6 way—1 pole, 12 way. All at 3/6 each, 30/- dozen, your assortment.

WATERPROOF HEATING ELEMENT

26 yards length 70W. Self-regulating temperature control. 10/- post free.

SPECIAL BARGAINS

50 OHM 50 WATT WIRE WOUND POT-METER. 8/6 each.

1 MEG MINIATURE. Pot-meter Morganite standard. 1 1/2" spindle 1/- each, 9/- per dozen.

1 MEG MINIATURE Pot-meter Morganite preset screwdriver control, 9d. each, 8/- per dozen.

PRE-SET 100K by Welwyn with intricate bakelite knob, 1/- each, 9/- per dozen.

100K POT-METER. Miniature type with double pole switch and standard 1/2" spindle, by Morganite. 2/- each, 18/- per dozen.

BLANKETSTAT GLASS. Enclosed, normally closed circuit, will open should blanket overheat. 4/6 each.

THERMAL RELAY. Can be used to delay the supply of HT while heaters warm up, or will enable 15 amp. loads to be controlled by miniature switches or relays. Regular list price over £2, price 7/6 each.

SIEMENS HIGH SPEED RELAY. Twin 1000 ohm coils. Platinum points changeover contacts—Ex equipment 3/8 each.

TOGGLE SWITCH BARGAIN. 10 amp. 250 v. normal one hole fitting. 2/9 each, or 30/- per doz.

ELECTRIC LOCK. 24 v. coil, but rewindable to other voltages. 4/6 each.

COMPRESSION TRIMMERS. Twin 100 pF. 1/- each, 9/- per dozen.

PRECISION WHEATSTONE BRIDGE. Opportunity to build cheaply. 100K wire wound pot. 15 w. rating, only 5/-.

BRETT FAXOLIN. Ideal for transistor projects. 12 panels each 5in. x 8in. 5/-.

3in. PM LOUDSPEAKER. 8 ohm. 12/6. 80 ohm, 18/6.

TRANSISTOR FERRITE SLAB AERIAL with medium and low coils. 7/6 each.

SLIDE SWITCH. Sub miniature double pole changeover. 2/- each, 18/- per dozen.

VACUUM CLEANER FLEX. Non-kinkable ribbed rubber, most pliable but very tough, 24/36 Cores. Normally 1/9 per yard, offered at 25 per 100 yd. coil, post and insurance 8/6.

SUB-MINIATURE SILICON DIODES. General purpose type with gold-plated leads, 1/- each or 7/6 per dozen.

MESSAGE TAPES. 225ft. Tape on 3in. spools, normally 4/6 each, we offer 4 tapes for 12/6.

WHITE CIRCULAR FLEX. Ideal for lighting drops, twin made by BICC. Usually 8d. yd. 100 yd. coil for 30/-, plus 6/- postage.

EDGEWISE CONTROL. Morganite, as fitted many transistor radios, 2K or 5K with switch, 2/6 each or 24/- per dozen.

12V INVERTER. Full transistorised for operating a 20-watt fluorescent tube, size 6in. long x 1 1/2 x 1 1/2. 28/10/- Post and insurance 3/-.

SILICON RECTIFIER equiv. BY100 750 mA. 400 v. 10 for 20/-.

MINIATURE PICKUP for 7in. records made by Cosmocode, crystal cartridge with sapphire stylus only. 3/9 or 36/- doz.

TELESCOPIC AERIAL for radio or transmitter, chrome plated, 5 section extends from 7 1/2 in. to 47in. 7/6 each, 24 doz.

MIDGET NEONS for mains indicators, etc. 1/8 each or 12/- doz.

MIDGET RELAY twin 250 ohm coils, size approx. 1 1/2 in. x 1 1/2 in. 4 pairs change-over contacts. 7/6 each.

P.O. TYPE RELAY. Twin 200 ohm coils, size approx. 3in. x 2in. x 1 1/2 in. 4 pairs changeover contacts. 8/6 each.

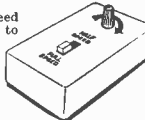
PRINTED CIRCUIT BOARD, EDGE CONNECTOR, solder terminations, 32 contacts, standard spacing for veroboard, etc. 6in. long but easily cut. 7/6 each, 30/- doz.

1,000 W. FIRE SPIRAL, replacement for most fires. 1/8 each, 12/- doz.



DRILL CONTROLLER

Electronically changes speed from approximately 10 revs. to maximum. Full power at all speeds by finger-tip control. Kit includes all parts, case, everything and full instructions 19/6. plus 2/6 post and insurance. Or available made up 32/6. Plus 2/6 post.



SENSITIVE HAND MICROPHONE

Dynamic type. Low impedance, moving iron, fitted in unusually neat plastic head with anti-microphonic coupling to handle. Extra small size but very sensitive. 15/- each.

B7G Valve Holders with bottom screen—pile insulation finest for HF and VHF. 1/- each, 10/- doz.

Fractional H.P. Motor. 240v 50 cps—open construction ideal for ventilation fan—blower heater, etc.

Clock Motor. 230v 60 cps synchronous—self starting, 6/6.

Pentode Output Transformer. Standard size, 40-1, ex equipment but OK. 4/3 each, 48/- doz. Post paid.

E.H.T. Condenser. 0.1 mid. 5 KV. 8/6 each.

Neon Mains Tester. 1/3 each, 12/- doz.

Power Pack Transformer. 12v 1/2 amp. 240 v primary, 9/6 each.

MAINS TRANSFORMER. Upright mounting with primary tapped 200, 220, 240 v. H.T. secondary is 250-0-250v at 100 mA, and it has two L.T. secondaries of 6.3 v. 1 1/2 amp—unused (removed from equipment), 18/- plus 3/6 post and insurance.

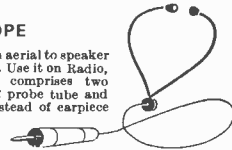
RECORD PLAYER KIT

4 speed, gram. motor with light-weight pick-up, motor electronically balanced and free from wow and flutter. Speed change by push button—16, 33, 45, 78 r.p.m. Price, including mono cartridge 49/6. 2 Valve amplifier 32/6. Elliptical Speaker 9/6. plus 4/6 post and insurance. FREE this month hardwood plinth if you order complete kit.



RADIO STETHOSCOPE


Easiest way to fault find—traces signal from aerial to speaker—when signal stops you've found the fault. Use it on Radio, TV, amplifier, anything—complete kit comprises two special transistors and all parts including probe tube and crystal earpiece 29/6—twin stethohead instead of earpiece 7/6 extra—post and ins. 2/9.



THIS MONTH'S SNIP MICRO-SONIC

7 transistor Key chain Radio in very pretty case, size 2 1/2 x 2 1/2 x 1 1/2 in.—complete with soft leather zippered bag. Specification:—Circuit: 7 transistor superheterodyne. Frequency range: 530 to 1600 Kc/s. Sensitivity: 5 mv/m. Intermediate frequency: 465 Kcs, or 455 Kcs Power output: 40 mw. Antenna: ferrite rod. Loudspeaker: Permanent magnet type.

In transit from the East these sets suffered slight corrosion as the batteries were left in them but when this corrosion is cleared away they should work perfectly—offered without guarantee except that they are new, 19/6, plus 2/6 post and ins., less batteries.



FLUORESCENT CONTROL KITS

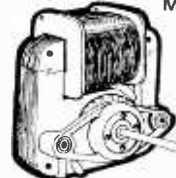
Each kit comprises seven items—Choke, 2 tube end, starter, starter holder and 2 tube clips, with wiring instructions. Suitable for normal fluorescent tubes or the new "Grolux" tubes for fish tanks and indoor plants. Chokes are super-silent, mostly resin filled. Kit A—15-20 w. 19/6. Kit B—30-40 w. 17/6. Kit C—60 w. 17/6. Kit D—125 w. 28/- Kit E—65 w. 19/6. Kit MF1 is for 6in., 3in. and 12in. miniature tubes. 18/6. Postage on Kits A and B 4/6 for one or two kits then 4/6 for each two kits ordered. Kits C, D and E 4/6 on first kit then 3/6 for each kit ordered. Kit MF1 3/6 on first kit then 3/6 on each two kits ordered.

MAINS TRANSISTOR POWER PACK

Designed to operate transistor sets and amplifiers. Adjustable output 6 v., 9 v., 12 volts for up to 500 mA. (class B working). Takes the place of any of the following batteries: PP1, PP3, PP4, PP6, PP7, PP9, and others. Kit comprises: mains transformer rectifier, smoothing and load resistor, condensers and Instructions. Real snip at only 16/6, plus 3/6 postage.

MAINS MOTOR

Precision made—as used in record decks and tape recorders—ideal also for extractor fan/blower, heater, etc. New and perfect. Snip at 9/6. Postage 3/- for first one then 1/- for each one ordered. 12 and over post free.



BATTERY OPERATED TAPE DECK

With Capstan control. This unit is extremely well made and measures approx. 6 x 5 x 2in. deep. Has three piano key type controls for Record, Playback and Rewind. Motor is a special heavy duty type intended for operation off 4 1/2 volts. Supplied complete with 2 spools ready to install. Record, Replay head is the sensitive M4 type intended for use with



transistor, amplifier. Price £4.15.0. Post and insurance 4/6.

RECORD PLAYER SNIP

The "Princess" 4 speed automatic record changer and player engineered with the utmost precision for beauty, long life, and trouble free service. Will take up to ten records which may be mixed 7in.—10in., or 12in. Patent stylus brush cleans stylus after each playing and at shut off, the pick-up locks itself into its recess a most useful feature with portable equipment—other features include pick-up height adjustment and stylus pressure adjustment. This truly is a fine instrument which you can purchase this month at only 25.19.6, complete with cartridge and ready to play. Post and insurance 7/6 extra.



CASSETTE LOADED DICTATING MACHINE

Battery operated and with all accessories. Really fantastic offer a British made £31 outfit for only 28/19/6 brilliantly designed for speed and efficiency—cassette takes normal spools, drops in and out for easy loading—all normal functions—accessories include:—stethoscopic earpiece—crystal microphone has on/off switch—telephone pick-up—tape reference pad—DON'T MISS THIS REPEATABLE OFFER—SEND TODAY 28/19/6 plus 7/6 post and insurance. Footswitch 18/6 extra. Spare Cassettes at 7/6 each, three for £1.



SOLID STATE IGNITION

Big things are claimed of Electronic Ignition systems and if you would like to try for yourself a circuit was described in "Practical Electronics" (Sept. 1966). This requires a silicon controlled rectifier, four transistors and other components available as a kit. Price 26/15/0 post free.



FP3 Eliminator. Play your pocket radio from the smallest size. Complete component kit comprises 4 rectifiers—mains dropper resistances, smoothing condenser and instructions. Only 8/6 plus 1/- post.



Be first this year SEED AND PLANT RAISING


Soil heating wire and transformer. Suitable for standard size garden frame. 19/6. plus 3/6 post and ins.

When postage is not definitely stated as an extra then orders over £3 are post free. Below £3 add 2/9. Semi-conductors add 1/- post. Over £1 post free. S.A.E. with enquiries please.

ELECTRONICS (CROYDON) LIMITED

(Dept. P. W.) 102/3 TAMWORTH RD., CROYDON, SURREY (Opp. W. Croydon Stn.)

also at 266 LONDON ROAD, CROYDON, SURREY S.A.E. with enquiries please



F.G. RAYER

END FED AERIAL TUNER

G30GR

A COUNT of amateur stations contacted on 80 metres shows that over half are using some form of end-fed aerial, and that a large percentage of these aerials are near a $\frac{1}{2}$ -wavelength long, that is, roughly 125-130ft. Many kit and commercial transmitters have a pi output circuit which should work into a fairly low impedance circuit, and it is commonly found that a $\frac{1}{2}$ -wave end-fed aerial cannot be operated from these transmitters unless a tuner is added. The tuner described here is extremely simple and can be assembled in a very short time. It is suitable for 150 watts, but could be scaled down for lower powers.

The circuit is shown in Fig. 1. L1 is tunable to 80m, and can be 26 turns of 18s.w.g. enamelled wire, on a ribbed former $2\frac{1}{2}$ in. in diameter, the winding being spaced to occupy about $3\frac{1}{2}$ in. (An easily obtainable Eddystone former of this size can be purchased.) Other coils of about equal inductance should be equally satisfactory. The coupling loop L2 is 3 turns of stout, well insulated wire, overwound on the earthed end of L1.

For tuning, a 150pF or similar capacitor is used, and it should have plate spacing at least equal to that of the transmitter p.a. anode tuning capacitor. The capacitor actually fitted was a 2-gang component with sections wired in parallel. Non-miniature receiver type capacitors will do for low power only. If the capacitor sparks over in use, this shows its spacing is too small, for the power and aerial employed.

LAYOUT

The tuner can be built on a piece of varnished hardboard or pegboard about $5\frac{1}{2}$ x 9in. with wooden runners to give clearance for fixing bolts etc., with components placed as in Fig. 1. A coaxial socket was used for connecting up the transmitter. A stand-off insulator or insulated terminal is provided for the aerial. The aerial lead itself should be well insulated, by passing it through sleeving, if necessary.

Many transmitters have a coaxial socket for output. The connection between the transmitter and

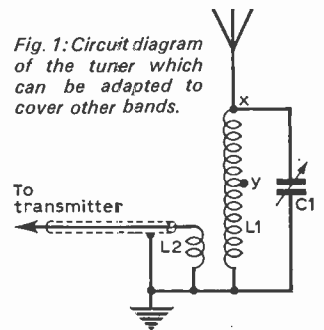
tuner can then consist of a piece of 75 Ω transmitter grade coaxial cable with a coaxial socket each end. It is as well to place the tuner near the entry point of the aerial, but within reach, so that it can be adjusted.

AERIAL LENGTH

An aerial which is a $\frac{1}{2}$ -wave at about the middle of the 80m band is approximately 128ft. long, although the actual length is often increased to as much as 138ft., because this is a multiple of $\frac{1}{2}$ -waves on some higher frequency bands, and may be convenient for multi-band operation.

This includes the horizontal section, down lead, and connection to the tuner. Height, bends, and other features also modify the effective length. The aerial may be 14s.w.g. hard-drawn, or 7/26 or similar covered aerial wire. All joints should be soldered. Signal strength is increased by having the whole as far from earthed objects as possible.

If the receiver has a 75 Ω input and a signal strength meter, the aerial tuner can be adjusted by observing the strength of some station tuned in. It should then be possible to load the transmitter pi output circuit into the tuner, without changing the tuning of the latter. In other cases, it may be found that the tuner has to be adjusted, as the setting of C1 considerably modifies loading on the transmitter. If a 75 Ω non-inductive dummy load is available, a check can be made by loading the transmitter into it. Then connect the aerial tuner instead, and adjust



it for similar loading, with the transmitter tuning untouched.

Another method is simply to adjust the aerial tuning and pi output capacitor of the transmitter until the p.a. anode current is at the wanted loaded figure, with the p.a. capacitor dipped for minimum current. If this is done, the same loading can be achieved with a number of settings of the aerial tuning capacitor and pi output capacitor. These correspond to different impedance conditions in the coaxial line from transmitter to tuner, but have no practical result on efficiency, as can be checked with a field strength meter.

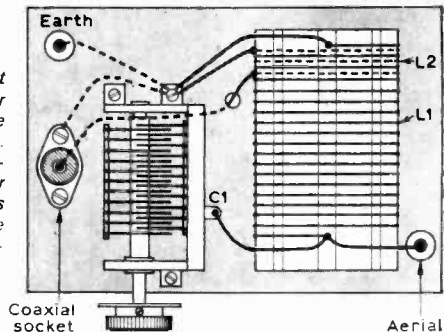
OTHER BANDS

As an end-fed wire is easily used for other bands, the top half of L1 may be shorted out, for 40m. (Join X and Y in Fig. 1.) A comparison of signal strength showed no difference if the 80m coil were used in this way, or a coil wound for 40m only was substituted.

For still higher frequencies, relatively few turns are needed, so it was decided to employ a separate coil and capacitor. Using the same size former, a 15/20m tuner had 8 turns of 14s.w.g. wire, occupying 2½ in., for L1, and 2 turns for L2. A 100pF capacitor was sufficient to tune the coil to resonance.

The tuned circuit naturally provides some harmonic suppression. In addition, the transmitter pi output circuit can now work into the low impedance

Fig. 2: Layout of the tuner used in the prototype. This is uncritical and other arrangements should prove equally satisfactory.




coaxial line, and this further reduces any harmonics which may be present. If a standing wave indicator or harmonic filter should be available, these can be included in the coaxial line. Tuner adjustment can then be for the minimum s.w.r., and this is also necessary to match the harmonic filter impedance, if used. When a filter or s.w.r. indicator is not used, the presence of standing waves in the coaxial line has no practical result on the signal radiated from the aerial. This is because the line is short, and the transmitter pi output can always perform satisfactorily with some standing waves present.

Should available space result in the aerial being rather more or less than a ¼-wave, or multiple of ¼-waves or some bands, then its end impedance will no longer be very high. As a result, it should be tapped down L1, until loading is satisfactory. ■

MODULATED CRYSTAL MARKER

—continued from page 28



Internal view of the modulated crystal marker.

constructors interested in this type of unit will already have thought of them.

If the valveholders are used for both crystal and components, it is mandatory that the vacant sockets be plugged with sealing-wax or plastic cement. How-

★ components list

Resistors:

R1 1MΩ
R2 470Ω
R3 47kΩ
R4 10kΩ
R5 100Ω
R6 68Ω
R7 1.5kΩ

Capacitors:

C1 0.01μF
C2 0.02μF
C3 22pF ceramic
C4 350pF mica

Inductors:

T1 1:1 miniature driver transformer (Radio-spares)
RFC 1mH r.f. choke

Transistors:

Tr1 OC171
Tr2 OC72

Miscellaneous:

Meter 0–1mA f.s.d.; valveholders—one of each, B7G, B9A and I.O.; co-ax socket; 2-pole 2-way switch—S2; 1-pole 2-way switch—S1.

ever, this treatment should not be given to the B7G socket. ■

PRACTICAL TELEVISION — ON SALE APRIL 19th

X-RAY RADIATION METER

Because of the high e.h.t. necessary with shadow-mask tubes, very large X-ray dose rates are produced, hence the importance of being able to detect X-ray radiation in experimental work.

The meter described in this article has been designed to fulfil this requirement.

TELEVISION RECEIVER TESTING

The first part of a new series on television receiver testing techniques, concentrating on the test procedures adopted by the professional service technician.

IMAGE INTENSIFIERS AND CONVERTERS

An interesting group of devices ensures that today no scene is "untelevisable". The image intensifier produces brilliant images by light amplification so that we can see in the dark.

Catalogue of Electronic Components and Equipment

Send today
5^{/-} P & P
1^{/-}

G.W. SMITH & CO. (INCORPORATED)

CATALOGUE

- ★ ELECTRONIC COMPONENTS
- ★ TEST EQUIPMENT
- ★ COMMUNICATIONS EQUIPMENT
- ★ HI-FI EQUIPMENT

We are proud to introduce our first comprehensive catalogue of Electronic Components and equipment. Over 150 pages fully illustrated, listing thousands of items, many at bargain prices. Free discount coupons with every catalogue. Everyone in electronics should have a copy.

CLEAR PLASTIC METERS



First grade quality Moving Coil panel meters available ex-stock. S.A.E. for illustrated leaflet. Discounts for quantity. Available as follows: Type MR 38P, 12¹/₂in. square fronts.

100-0-100μA 32/6	200mA.....25/-	100V D.C.....25/-
500-0-500μA 25/-	300mA.....25/-	150V D.C.....25/-
1-0-1mA.....25/-	500mA.....25/-	300V D.C.....25/-
1mA.....25/-	750mA.....25/-	600V D.C.....25/-
2mA.....25/-	1A D.C.....25/-	750V D.C.....25/-
5mA.....25/-	2A D.C.....25/-	15V A.C.....25/-
10mA.....25/-	5A D.C.....25/-	60V A.C.....25/-
20mA.....25/-	3V D.C.....25/-	150V A.C.....25/-
50mA.....25/-	10V D.C.....25/-	300V A.C.....25/-
100mA.....25/-	20V D.C.....25/-	600V A.C.....25/-
500μA.....27/6	50V D.C.....25/-	'S' Meter 1mA 29/6
50-0-50μA.....35/-		

POST EXTRA. Larger sizes available—send for lists.

50μA.....37/6
100μA.....35/-
200μA.....32/6
500μA.....27/6
50-0-50μA.....35/-

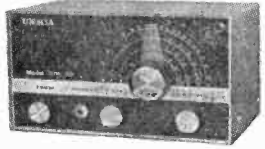
ADMIRALTY B.40 RECEIVERS



Just released by the Ministry. High quality 10 valve receiver manufactured by Murphy. Coverage in 5 bands 650 Kc/s-30 Mc/s. I/F. 500 Kc/s. Incorporates 2 R.F. and 3 I.F. stages, band-pass filter, noise limiter, crystal controlled B.F.O., calibrator I/F, output, etc. Built-in speaker, output for phones. Operation 150/230 volt. A.C. Size 19 1/2 x 13 1/2 x 16in. Weight 114 lbs. Offered in good working condition, £22.10.0. Carr. 30/- With circuit diagrams. Also available B.41 L.F. version of above. 15 Kc/s.-700 Kc/s. £17.10.0. Carr. 30/-.

UNR-30. 4-BAND COMMUNICATION RECEIVER

Covering 550 Kc/s-30 Mc/s. Incorporates variable BFO for CW/SSB reception. Built in speaker and phone jack. Metal cabinet. Operation 220/240v. A.C. Supplied brand new, guaranteed with instructions. Carr. 7/6. **£12.10.0**



LAFAYETTE LA-224T TRANSISTOR STEREO AMPLIFIER



19 transistors, 8 diodes, 11F music power, 80W at 8Ω. Response 30-20,000 +2dB at 1W. Distortion 1% or less. Inputs 3mV and 250mV. Output 3-16Ω. Separate L. and R. volume controls. Treble and bass control. Stereo phone jack. Brushed aluminium, gold anodised extruded front panel with complimentary metal case. Size 10 1/2 x 3 7/8 x 7 1/2 in. Operation 115/230V A.V. £25. Carr. 7/6.

AMERICAN TAPE

First grade quality American tapes' Brand new. Discount on quantities.

3in., 225ft. L.P. acetate.....	3/6
3 1/2in 600ft. T.P. mylar.....	10/-
5in. 600ft. sd. plastic.....	8/6
5in. 900ft. L.P. acetate.....	10/-
5in. 1,200ft. D.P. mylar.....	15/-
6in. 1,800ft. T.P. mylar.....	32/8
6 1/2in. 1,200ft. L.P. acetate.....	12/6
6 1/2in. 1,200ft. L.P. mylar.....	16/-
6 1/2in. 1,800ft. D.P. mylar.....	22/8
6 1/2in. 2,400ft. T.P. mylar.....	39/8
7in. 1,200ft. sd. acetate.....	12/6
7in. 1,800ft. L.P. acetate.....	15/-
7in. 1,800ft. L.P. mylar.....	20/-
7in. 2,400ft. D.P. mylar.....	25/-
7in. 3,600ft. T.P. mylar.....	45/-

Postage 2/- Over £3 post paid.

NOMBEX TRANSISTORISED EQUIPMENT.



All Post Paid with Battery

Model 22 P.S.U. 0-15v. D.C. £14. Model 30 Audio Generator 10 c/s-100 Kc/s £19.10.0. Model 31 R.F. Generator 150 Kc/s.-350 Mc/s. £12.10.0. Model 27 Signal Generator 150 Kc/s.-350 Mc/s. £10.10.0. Model 62 C.R. Bridge £9. Model 66 Inductance Bridge £18. Model 61 P.S.U. 0-5-15v. D.C. £8.10.0.

MODEL ZQM TRANSISTOR CHECKER

It has the fullest capacity for checking on A, B and Ico. Equally adaptable for checking diodes, etc. Spec: A: 0.7-0.9997, B: 5-200. Ico: 0-50 microamps 0-5mA. Resistance for diode 200Ω-1 Meg. Supplied complete with instructions, battery and leads. £5.19.6. P.&P. 2/6.



TE-20RF SIGNAL GENERATOR

Accurate wide range signal generator covering 120 Kc/s-280 Mc/s on 6 bands. Directly calibrated Variable R.F. attenuator. Operation 200/240v. A.C. Brand new with instructions. £12.10.0. P. & P. 7/6. S.A.E. for details.

SPECIAL GARRARD OFFERS!

8P-25 Mk. II less cart. £11.11.0
A70 Mk. II less cart. £12.12.0
LA B50 Mk. II less cart. £23.10.0
401 Transcription less cart. £27.6.0
Carrriage 7/6 extra.

LAFAYETTE TE46 RESISTANCE CAPACITY ANALYSER

2 pF-2,000 mid 2 ohms-200 megohms. Also checks impedance, turns ratio, insulation, 200/260V. A.C. Brand New £15. Carr. 7/6.



MAGNAVOX 363 TAPE DECKS

3 speed. 1 1/2-3 1/2 ips. Carr. paid. 4-track £13.10.0; 2-track Stereo £12.10.0.

PROFESSIONAL 20,000 o.p.v. LAB. TYPE MULTITESTER



With automatic overload protection, mirror scale. Ranges: 110/50/250/1,000 volts, D.C. and A.C. 0-500μA, 10mA, 250mA. Current: 0/20K, 200K, 2 megohm. Decibels: -20 to +22dB. £5.10.0. P. & P. 2/6.

ARF-100 COMBINED AF-RF SIGNAL GENERATOR

AF. SINE WAVE 20-200,000 c/s. Square wave 20-30,000 c/s. O/P. HIGH IMP. 21V. P/P 600Ω 3-8V I/P. TF 100 kc/s-300 Mc/s.

Variable R.F. attenuation int/ext. modulation. Incorporates dual purpose meter to monitor AF output and % mod. on R.F. 220/240V A.C. £27.10.0. Carr. 7/6.

TF14G STANDARD SIGNAL GENERATORS

85 Kc/s-25 Mc/s. £25. Carr. 30/-.

VARIABLE VOLTAGE TRANSFORMERS

Brand New—fully Shrouded. Input 230v. 50/60 c/s. Output 0-250 Volts.

1 Amp.....	£5.10.0
2.5 Amp.....	£6.15.0
5 Amp.....	£9.15.0
8 Amp.....	£14.10.0
10 Amp.....	£15.10.0
12 Amp.....	£21.0.0
20 Amp.....	£37.0.0


Post extra.

NEW MODEL 500

30,000 o.p.v. With overload protection, mirror scale. 0/5/11/25/10/25/100/250/500/1,000V. D.C. 0/2.5/10/25/100/250/500/1,000V. A.C. 0/50μA 5/50/500mA. 19 amp. D.C. 0/80K/8 Meg. 60 Meg. £8.17.6. Post Paid.

PRINTED CIRCUITS

Five assorted printed circuit boards with transistors, diodes, resistors, condensers, etc. Guaranteed minimum 20 transistors. Ideal for experimenters. 5 boards for 10/- P.&P. 2/-.



2-WAY RADIOS

Super quality. Brand new and guaranteed.

3 transistor	£6.15.0 pr.
4 transistor	£6.19.6 pr.
6 transistor	£8.12.6 pr.
6 transistor De Luxe	£12.10.0 pr.
10 transistor	£22.10.0 pr.
13 transistor 500 mW	£31.10.0 pr.

Post extra These cannot be operated in U.K.

TRANSISTORISED TWO-WAY TELEPHONE INTERCOM

Operative over amazingly long distances. Separate call and press to talk buttons, 2-wire connection. 1000's of applications. Beautifully finished in ebony. Supplied complete with batteries and wall brackets. £5.19.6. P. & P. 3/6.

★ TRANSISTORISED FM TUNER ★

6 TRANSISTOR HIGH QUALITY TUNER. SIZE ONLY 6 x 4 x 2 1/2 in 3 I.F. stages. Double tuned discriminator. Ample output to feed most amplifiers. Operates on 9 volt battery. Coverage 88-108 Mc/s. Ready built ready for use. Fantastic value for money. £6.7.6. P. & P. 2/6.

STEREO MULTIPLEX ADAPTORS 5 Gns.

SINCLAIR EQUIPMENT

Z12 12 watt amplifier, 89/8. PZ4 Power Supply Unit 88/6. Stereo 25 Preamp., 29.19.6. Q14 Speakers, 29.19.6. Micromatic Radio Kit, 49/6. Built 59/6. Micro FM Radio Kit, 25.19.8. ALL POST PAID

SPECIAL OFFER

2 Z12 Amps., PZ4 Power Supply, Stereo 25 Preamplifier, £22.

AVOMETERS

Supplied in excellent condition, fully tested and checked. Complete with products, leads and instructions.

Model 47A	£9.19.6
Model 8	£19.0.0
Model 9	£20.0.0

P. & P. 7/6 each.

LAFAYETTE HI-FI STEREO HEADPHONES

★ Air cushioned headband. ★ Soft rubber ear pads. ★ Frequency response, 25 to 15,000 cycles. ★ High sensitivity. Impedance 8 ohms per phone. Supplied complete with all cables, wires, overload junction box and 3-connection plug. 79/6. P. & P. 2/6.



G.W. SMITH & CO (RADIO) LIMITED

Phone: GERRARD 8204/9155
Cables: SMITHEX LESQUARE
3-34 LISLE STREET, LONDON, W.C.2

R.S.T. VALVE MAIL ORDER CO.

144-146 WELLFIELD ROAD, STREATHAM, S.W.16

Mon.—Sat. 9 a.m.—5.45 p.m.
Closed Sat. 1.30—2.30 p.m.
Open Daily to Callers
Tel. 769-0199/1649

OA2 6/8	6BH6 7/8	6K6GT 5/-	787 20/-	20L1 18/9	75 7/-	DF96 6/9	ECF82 7/-	EM81 7/6	PC97 8/9	RG5/500	UF89 7/6
OC3 5/6	6B7G 9/-	6K7M 5/8	7Y4 8/6	20P4 18/9	78 7/8	DH77 4/6	ECH21 12/6	EM84 7/6	PC84 6/3	80/-	UL14 9/6
LD7 7/9	6B7A 7/6	6K7G 8/6	6RWG 7/6	20P5 18/9	80 5/-	DK32 7/8	ECH35 11/-	ESU15020/-	PC89 11/-	S130 25/6	UL84 7/-
LD5 7/-	6BR7 8/6	6K7GT 4/8	10C1 12/6	25A6 5/9	85A2 7/8	DK31 5/6	ECH43 11/-	EY41 7/6	PC189 11/6	SP4 8/6	UM80 6/-
LD5 7/-	6BR8 5/6	6K8M 8/6	10C2 12/6	25L6GT 5/6	150B2 9/8	DK92 3/8	ECH81 5/9	EY86 7/6	PC80 7/-	SP41 3/6	U6 13/6
LD05 5/-	6B87 16/9	6K8G 8/-	10F1 9/-	25Y5 6/-	150C4 7/8	EK83 7/8	EZ35 4/6	EZ35 4/6	PCF82 6/-	SP61 3/6	UU7 13/6
LN5GT 8/6	6BW6 14/-	6K8GT 7/-	10F3 8/-	25Z4 6/3	801 6/-	D166 15/-	ECL80 7/-	EZ40 8/-	PCF84 8/-	STV280/50	UU9 8/6
LR5 5/6	6BW7 14/-	6K25 20/-	10F9 9/8	25Z5 7/-	807 7/-	D192 4/8	ECL82 7/-	EZ41 10/-	PCF86 9/-	80/-	UY21 9/6
LR5 5/6	6C4 2/9	6L1 9/8	10F18 9/8	25Z6 8/8	811 30/-	D193 3/8	ECL83 10/8	EZ30 5/6	PCF801 10/-	SU25 19/6	UY41 7/-
LR5 4/-	6CSG 4/9	6LG6 7/8	10L1 8/-	25D7 6/-	813 75/-	D194 5/8	ECL86 9/-	EZ30 10/-	PCF802 10/-	SU2150 12/6	UY85 6/6
LT4 3/-	6C6 3/9	6L18 5/8	10LD11 15/-	30C1 6/3	866A 13/8	D195 6/8	ECL800	G232 9/6	PCF805 13/6	T741 15/-	VP4G 17/-
3A4 3/6	6CSG 6/-	6Q7G 6/-	10P13 16/3	30C15 13/6	954 4/8	D196 7/8	EM80 7/6	G232 9/6	PCF806 13/6	TD04 10/-	VP48 25/-
3Q4 6/6	6CD6G 22/-	6Q7GT 8/6	11E3 42/-	30C17 15/6	1825 5/8	DM70 5/-	EF9 20/-	G234 11/-	PCF808 11/6	U10 7/6	VR105/30
3Q6 6/6	6CH6 5/9	6SA7M 7/-	12A7 4/8	30C18 13/6	4022AR 50/-	DY86 6/-	EF37A 7/-	IH5 5/6	PCF83 9/8	U14 7/6	5/-
3S4 4/6	6CW4 12/-	6SC7 7/-	12A77 3/9	30P5 15/6	5763 10/-	DY87 6/-	EF39 6/-	KT36 17/6	PCF84 9/8	U19 35/-	VR150/30
3V4 5/9	6D6 2/9	6SG7 5/-	12A06 5/9	30FL1 18/-	7193 2/-	E88CC 13/-	EF41 10/-	KT61 12/6	PCF85 9/8	U25 13/6	5/-
5R4GY 8/9	6E5 7/6	6SH7 3/8	12A07 4/9	30FL12 16/-	7475 4/-	E450 2/-	EF50 2/6	KT66 16/-	PCF86 9/8	U26 13/6	VT25 15/-
5U40 4/-	6F1 9/-	6S7 5/-	12A07 4/9	30FL14 13/6	A61 7/9	EAB80 7/-	EF80 5/-	KT81 35/-	PCF87 9/8	U28 3/6	VT31 80/-
5V4G 8/-	6F5G 8/-	6SK7GT 4/9	12BA6 6/-	30L15 15/3	ATP4 2/3	EAF42 10/-	EF85 6/8	KT81 (705)	PEN44 20/-	U91 13/6	VU11 7/6
5Y3GT 5/8	6F6G 4/-	6SL7GT 4/9	12BE6 5/9	30L17 14/3	ATP5 7/-	EB41 4/8	EF86 6/9	15/-	PEN45 20/-	U91 12/6	VU120 12/6
5Z4G 6/9	6F8G 4/6	6SN7GT 4/8	12C8GT 4/8	30P12 13/6	ATP7 5/8	EB91 3/-	EF89 5/-	KT58 27/6	PEN46 20/-	U93 18/3	VU508 35/-
6/3012 13/-	6F11 7/-	6T61 17/6	12E1 17/6	30P19 13/-	AU2 80/-	ECB33 7/-	EF91 3/6	KTW61 10/-	PEN47 2/9	U483 6/6	W8M 9/-
6A7 15/-	6F13 5/-	6U4GT 12/-	12F5GT 9/8	30PL1 15/-	AU5 7/6	ECB41 9/9	EP92 2/6	KTZ41 6/-	PEN48 2/9	U484 11/6	X78 41/-
6A8G 12/6	6F14 12/6	6UGG 7/6	12J7GT 7/-	30PL13 17/-	AZ1 8/-	ECB90 4/6	EP98 10/-	ML4 17/6	PL36 10/-	U801 23/6	XH1-5 5/-
6AC7 3/-	6F23 13/6	6VM6 8/-	12K7GT 6/-	30PL14 16/3	AZ31 9/8	EBF80 7/-	EP183 6/8	ML6 6/-	PL81 9/-	UABC80 6/8	XPI-5 5/-
6AE5 4/6	6F24 13/-	6V6G 4/6	12K8GT 8/-	35A5 12/6	CBL131 15/-	EBF83 8/3	EP184 6/8	MP4 10/-	PL82 7/6	UAF42 10/3	XSG1-5 10/3
6AL5 3/-	6F25 12/-	6V6GT 6/6	12L6GT 4/8	35L6 5/9	CHH35 21/-	EBF89 6/6	EL32 3/8	MUL 7/6	PL83 6/9	UBC41 8/6	Y63 7/6
6AM5 2/8	6F28 11/6	6X4 3/8	12M7 3/-	35W4 4/6	CL33 20/-	EBL1 14/-	EL33 12/8	MX40 12/6	PL84 6/9	UBC42 8/6	Y88 7/6
6AM6 3/6	6G6 2/8	6X4G 4/6	12N7 3/-	35Z4GT 5/6	CY30 16/3	EBL21 11/-	EL34 10/6	N37 17/6	PL500 15/-	UBF80 6/9	3EG1 50/-
6AQ5 6/-	6H6 2/6	6X5GT 6/-	12H7 3/-	35Z4GT 5/6	CY31 10/-	EBL31 27/8	EL41 10/6	N78 15/-	PX4 14/-	UBF89 7/9	3FP7 19/-
6AR7G 15/-	6J5M 6/6	7B6 11/6	12N7 3/9	35Z5 5/6	DAC32 7/-	EC90 2/9	EL41 10/-	N103 15/-	PY33 9/8	UC84 8/6	5CP1 35/-
6AT6 4/6	6J7M 2/6	7B7 7/6	12N87 4/9	37 5/-	DAF91 4/-	EC81 3/9	EL42 10/-	NGT1 3/6	PY81 6/6	UC85 7/6	CV1626 40/-
6AU6 6/-	6J5GT 4/8	7C5 15/-	12R7 5/-	42 6/-	DAF96 6/9	EC82 4/9	EL44 4/8	NG7 55/-	PY82 6/6	UC86 8/6	ACR13 100/-
6B8G 2/-	6J6 3/-	7C6 6/8	14H7 9/-	50B5 6/8	DCC90 7/-	EC83 6/3	EL90 6/6	OA2 6/3	PY83 6/6	UCB42 10/6	VCR97 35/-
6B4G 15/-	6J7M 7/8	7D5 8/-	19AQ5 5/-	50C5 9/3	DF33 8/-	EC84 6/3	EL95 9/6	OC3 5/6	PY800 10/-	UCH81 6/6	VCR517B
6BA6 5/-	6J7G 4/9	7H7 6/8	20D1 10/-	50C6 9/3	DF70 7/-	EC85 5/-	ELL80 20/-	OZ4 4/8	PY801 10/-	UCL82 8/-	46/-
6BE2 5/-	6J7GT 6/6	7R7 17/6	20D1 10/-	50L6GT 6/-	DF81 3/-	EC88 7/6	EM34 15/-	PC86 11/8	R2 7/6	UCL83 10/-	VCR517C
					DF92 2/6	EC89 6/6	EM80 7/6	PC83 11/6	R19 7/9	UF41 10/-	46/-

SPECIAL 24 HOUR SERVICE

OBsolete TYPES A SPECIALTY

QUOTATIONS FOR ANY VALVE NOT LISTED
Postage 6d. per valve. C.W.O. No C.O.D.

Manufacturers and Export Inquiries Welcome

**Special 24 Hour
Express Mail
Order Service**

DAF91, DF91, DK91, DL92 or DL94	SETS OF VALVES	19/- the set
DAF96, DF96, DK96, DL96		27/6 the set
AC127 7/8	OC25 11/-	OC71 4/8
AF114 7/-	OC28 18/-	OC72 6/-
AF115 7/-	OC35 11/8	OC76 8/-
AF116 7/-	OC44 4/8	OC78 6/-
AF117 5/-	OC45 4/-	OC77 9/-
	OC77 9/-	OC82 4/-
		OC81 4/-
		OC81m/pr
		OC83 6/-
		OC170 7/-
		OC171 8/-
		OC200 7/8

SEND S.A.E. FOR LIST OF 2,000 TYPES



YOURS FREE FOR 7 DAYS

A COMPLETE PROGRAMMED COURSE OF INSTRUCTION

BASIC ELECTRICITY (5 vols.)

ELECTRONICS (6 vols.)

You'll find it easy to learn with this outstandingly successful NEW PICTORIAL METHOD—the essential facts are explained in the simplest language, one at a time, and each is illustrated by an accurate, cartoon-type drawing. The books are based on the latest research into simplified learning tech-

niques. This has proved that the PICTORIAL APPROACH to learning is the quickest and soundest way of gaining mastery over these subjects. Each Chapter has a unique PROGRAMMED supplement for you to test and check your knowledge before proceeding.

The series will be of exceptional value in training mechanics and technicians in Electricity, Radio and Electronics.

WHAT READERS SAY

"After reading section on Filter Circuits once, I understood more about them than in a whole year from the obscurities of other manuals." L. G., West Wickham.

"I must say they are the best books on the subject as they explain in simple language what other books make hard going of." C. B., Hartlepoons.

"They have a wonderful system of imparting the subject to the beginner." H. C. L., Leicester.

"What a contrast to the many text books I have attempted to struggle through." J. G., Rugby.

A TECH-PRESS PUBLICATION.

To The SELRAY BOOK CO., 60 HAYES HILL, HAYES, BROMLEY, KENT

Please send me WITHOUT OBLIGATION TO PURCHASE, one of the above sets on 7 DAY FREE TRIAL. I will either return set, carriage paid in good condition within 7 days or send the following amounts: BASIC ELECTRICITY including Programmed Supplement Cash Price 95/-, BASIC ELECTRONICS including Programmed Supplement Cash Price 112/-. All prices include P. & P.

Deferred Terms readily available. This offer applies to UNITED KINGDOM ONLY. Overseas customers Cash with order.

Tick Set required (Only one set allowed on free trial).

BASIC ELECTRICITY Programmed Supplement

BASIC ELECTRONICS Programmed Supplement

Signature (If under 21 signature required of parent)

NAME
BLOCK LETTERS
FULL POSTAL ADDRESS

POST NOW FOR THIS OFFER!

practically wireless

commentary by **HENRY**

WHEN Henry began indulging his penchant for airing his views, the long period between submission of some journalistic gem and the almost inevitable thud of its rejection on the doormat was hardly endurable. Offering a crumb of comfort, Mrs Henry used to say: "I'll bet they have taken your ideas and published them under someone else's name." Something of the same idea must haunt those who design some electronic wizardry and then try to take out a patent.

Between the final flourish of the soldering iron and the yacht off the Bahamas and sports car with built-in blonde there lies a tedious, obstacle-strewn road that is enough to deter all but the most diligent Blumlein. Looking at some of the conditions and restrictions recently to check the amazing resemblance between two colour-TV circuits, convinced this experimenter that it would be better to stick to garden-shed hook-ups and leave the breakthroughs to those more adequately equipped. But let us follow the fortunes of a humble back-alley inventor. We will call him Bill Smith; after all, his parents did!

Bill had been tinkering with a relaxation oscillator when the thought of the musical mousetrap occurred. Unlike Prof. Geiseling and his zoological researches on animal response, he had no



A musical mousetrap.

notions of lulling the rodents to sleep, or measuring their response. He was more concerned with trap clearance.

In short, Bill had a disposal problem. All very fine setting the coiled wire mechanism with the best Double Gloucester. All very fine bribing the laziest cat in New Malden not to pinch said D-G. All very fine triumphantly removing the mangled remains of some pathetic Mickey and burying it where said lazy cat would not bother to dig it up. But Bill was not always on hand, and mice, though nocturnal creatures, did not always conveniently make their rendezvous with the Big Spring when they heard his flat feet approaching. Then, it was as likely that Mrs Bill Smith would come across said mangled etc., and dissolve in a fit of the vapours. Women are like that.

So it was necessary to organise some form of warning that would alert Bill, and only Bill, when the poor *mus domesticus* tripped the catch. A buzzer was out of the question; a bell might have been mistaken for the telephone; chimes were the front door early warning system and the construction of a voice-pulsed gadget that shouted "Hey You" was, Bill felt, somewhat beyond the resources of PRACTICAL WIRELESS Advisory Service. (Not according to some readers!—Ed.)

The solution came as he tried to attract his wife's attention from the kitchen transistor radio. She was oblivious, lost in a world of Jimmy Young—probably waiting for the telephone to ring! He snapped the switch and she blinked to the surface like a cod coming into warm waters. That was the answer: a transistorised alarm on her deaf side, to beat out a rhythmic signal, preferably in discordant tones. He would leap with jarred nerves; she would never notice!

Soon he was off to the Patents Office to register the unique, un-



"Show us a working model."

paralleled musical mousetrap, only to be met with a frosty-faced glare and the remark: "You cannot simply patent an idea. Show us a working model."

More midnight oil, more curious noises behind the wainscot, more wailing protestations from Mrs S and Bill had his "vendible product"—a new process of doing something. He was ready to file his patent.

Sixteen years is the protection period, and then even the best musical mousetrap becomes public property. And during that time, the renewal fee has to be paid. Just to apply, and then write Pat. Pending, or Pat. Applied For and a string of fancy numbers, can be quite meaningless, as Bill discovered. Moreover, just because a device does not bear that magical six or seven figure number, it does not signify the patent is invalid, or does not exist.

Bill gave up the day his wife came back from the supermarket humming *The Sound of Music*. Somewhere there must be a sale for musical mousetraps, Patent Applied For—1/432.666. Perhaps if Bill had fitted a d.f. loop and a homing device, he could have interested some party behind the Iron Curtain, or in the Common Market or somewhere . . .

Five steps to hi-fi

PART ONE PICK-UPS

IAN SMITH

A HIGH fidelity sound system can be considered as a chain with the pick-up, turntable, amplifier and loudspeaker each being the individual links making up the chain. It is often said that the amplifier is the strongest link in the chain, which is true. It is also said that the loudspeaker is the weakest link in the chain. This is not true. The loudspeaker is suspect for several reasons; one being that the average loudspeaker is between 5 and 10 per cent efficient, another being the loudspeaker's tendency to produce Doppler distortion (more of this later in the series).

There is, however, a far weaker link producing far more distortion, namely, the pick-up. The pick-up transducer itself does not produce any significant distortion. Most distortion is produced at the point of contact between stylus and groove, the stylus mounting and cantilever with pick-up arm construction providing another distortion factor. An important feature of any pick-up head is its "compliance".

Compliance

The compliance of a pick-up transducer as used in record reproduction can be defined as "the ability of the stylus to trace accurately the pattern of modulations of the recorded groove without damage to the groove walls". Compliance is measured as the distance in centimetres that the stylus will move for a thrust of 1 dyne. This distance is usually very small and normal compliances are in the order of units $\times 10^{-6}$. Two compliances are usually stated for stereo pick-ups; a lateral and a vertical compliance. All pick-ups have a lateral compliance but for safe tracking of stereo records, a vertical compliance is the one and only essential factor. This is because stereo records have modulations on each groove wall, which are at forty-five degrees to the vertical, therefore, some vertical motion is unavoidable.

By the above definition a good compliance is one which allows the pick-up to track the record without damage to the grooves. A figure of 5×10^{-6} cm/dyne laterally and 2×10^{-6} cm/dyne vertically is about the minimum acceptable to meet this condition. Obviously, higher figures than this are better. The compliance of a pick-up determines, to some extent, the output from the pick-up. With high compliance pick-ups there is so much flexibility in the stylus cantilever or coupler that a movement of the stylus by the groove only produces a small movement of the transducer hence a smaller output. This is why high output crystal pick-ups used with low sensitivity amplifiers, found in portable record

players, have a low compliance. Because of the low compliance a high tracking weight, around the 10 gramme mark, is usually necessary which is not very healthy for records.

Stylus Tip Mass

Another factor affecting the wear on records by pick-ups is the stylus tip mass. It is thought by some authorities to be *the* most important factor and experiments carried out so far confirm this. Tip mass is the mass of the stylus as seen by the groove of the record. This is not related to tracking weight, as mass is effective in all directions not just vertically. Many expensive pick-ups have a tip mass of 3 milligrammes. Experiments have shown that this, even when combined with a high compliance, produces measurable record wear. It is thought that something less than $1\frac{1}{2}$ to 2 milligrammes is desirable. The Decca Deram ceramic stereo pick-up has a tip mass of 0.6 milligrammes. This pick-up shows no measurable record wear after 250 playings under a 400 times magnification. Its compliance 9.0×10^{-6} lateral and 5.0×10^{-6} vertical is also somewhat less than some expensive pick-ups with a 3 milligramme tip mass, whose performance cannot compare.

Other factors affecting performance are tracking weight and electrical impedance. Tracking weight should be as low as the compliance allows but within the manufacturer's specification. Too little tracking weight causes more record wear, slightly more than is necessary.

Impedance

The electrical impedance required by the pick-up as a load should be matched by the input impedance of the amplifier. If the impedance, presented as a load to the pick-up, is too low, then a loss of the lower frequencies will result. Little effect will be noticed by putting a larger load than required across the pick-up. The minimum voltage required by the amplifier to drive it should also be matched by the maximum output of the pick-up.

Pick-up heads should be mounted in a lightweight shell coupled to a lightweight arm. This is to reduce the effective mass of the arm as seen by the stylus, thereby reducing lateral forces which cause record groove deformity. Friction in vertical and lateral pick-up arm bearings should be as low as possible, again to reduce lateral and vertical forces. Certain bearings such as brass bush and spindle types have limitations in this respect. Bear-

ings should at least be of the small ball type.

The type of pick-up arm material affects pick-up performance. Plastic is notorious for causing resonance and die-cast aluminium is only one step better. Best materials are tubular aluminium or low resonance wood.

Another way in which pick-up arm construction affects performance is the angle at which the head is offset. Unless the stylus cantilever is tangential to the portion of the groove beneath it, distortion in the output waveform will be set up (see Fig. 1). The

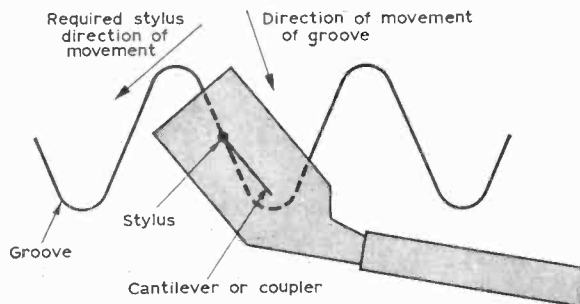


Fig. 1: An illustration of how tracking error occurs through the pick-up being incorrectly offset.

reason for the distortion is that it is direct lateral movement of the stylus that creates the output and the resultant movement of the stylus in the diagram would not conform to the recorded pattern.

A method of checking for tracking error is as follows. Take an old disused 78 r.p.m. disc and draw a line across the diameter. Mark a point on this line $2\frac{1}{2}$ in. from the record centre. With the stylus placed on this point the pick-up head should be at right angles to the diameter. If there is more than a three degree error, this should be corrected if the arm is of sufficient length. Correction can be made by either moving the pick-up head along the arm or by adjusting the arm length. Distortion caused by tracking error will be more noticeable towards the centre of the record.

Buying Guide

To sum up here are the main points to look for when purchasing a pick-up.

1. The pick-up should have a high compliance.
2. The tip mass should be less than two milligrammes.
3. The electrical impedance and output should be matched to the amplifier.
4. The pick-up arm bearings should be of the low friction type.
5. The pick-up arm construction should be of low resonance material.
6. The pick-up arm construction should be of such a length as to avoid tracking error.

Obviously a book could be written on this subject but the points outlined in this part should prove helpful.

to be continued

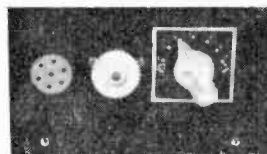

SATELLITE EARTH TERMINALS

APRIL ISSUE, PAGE 915

We regret that due to a printers error, the power of the signals referred to in the 28th line, second column, was given incorrectly.

This should read "...10⁻¹⁵ watts" and not 10 watts as stated.

SIMPLE RECEIVERS



for BEGINNERS

Starting a brand new Beginner's Construction Series on simple radio receivers. Full details for building the first project—a single transistor receiver. A compact, easy-to-build, economical to run midget. Ideal for the novice.

★ ————— ★

I.C. PREAMPLIFIER

Build this high impedance miniature preamp. Uses the very latest integrated circuit techniques and printed circuitry.

Typical circuits for use as an amplifier/detector stage for a.m. receivers, and for stereo applications.

★ ————— ★

PORTABLE KEYLESS ORGAN


Solid state musical organ with unique "keyless" notes. Has built-in vibrato, its own preamp and output stage. Full instructions including tuning-up, playing techniques etc. . . . **and** Building a variable frequency oscillator; Five steps to hi-fi; Repairing radio sets . . . **plus** all the regular features and news.

ALL IN NEXT MONTH'S

PRACTICAL WIRELESS

DONT MISS THE JUNE ISSUE
ON SALE MAY 10th

MIDGET



I.C. AMPLIFIER

L. McNAMARA B. Sc.

sum for which this device can be obtained, it is certainly money well spent. In all, it contains the equivalent of seven functional transistors (a word about the diodes D1—D3 in due course), with nine resistors, arranged to provide the functions given in the block diagram, Fig. 2. We find five separate functions—a high impedance buffer amplifier, a voltage regulator, a phase splitter, and a pair of power output transistors, all n-p-n silicon planar epitaxial types, with identical characteristics except for Tr6 and Tr7 which are specially designed and fabricated for the higher currents they carry as output transistors.

THE great controversy in the world of electronics at the moment concerns the present status of the integrated circuit. No one really queries the assertion that over the next few years these devices will win for themselves a considerable share of the components market. Inevitably, as costs of conventional assembly increase, while the manufacturers become more expert in the design and production of semiconductor devices, use of the latter must become the approach dictated on terms of economy for more and more applications. It is the purpose of this article to point out that this breakthrough has already occurred for small audio amplifiers, and describe one particular design in which an integrated circuit is used to economic advantage. The circuit diagram of Fig. 1 which illustrates the equivalent of the I.C. in discrete circuitry, should be sufficient to prove that for the

The Integrated Circuit

The operation of this rather complex unit deserves fuller attention. The first block in Fig. 2 represents the transistor Tr1, which functions as a single emitter follower amplifier stage. With a higher input impedance than the conventional common emitter stage, it provides a better match to the output of a signal source such as a crystal gram cartridge. In a practical circuit, there is an emitter load resistor external to the I.C. (R13 in Fig. 3), and the signal developed across it is applied to the following differential amplifier type phase splitter, with its two transistors Tr2 and Tr3. The chain of diodes D1, D2 and D3 are actually further silicon transistors with their collectors unconnected; it would therefore be expected that the voltage developed across each would be the characteristic emitter-base voltage of a good silicon transistor, about 0.7 volts. Con-

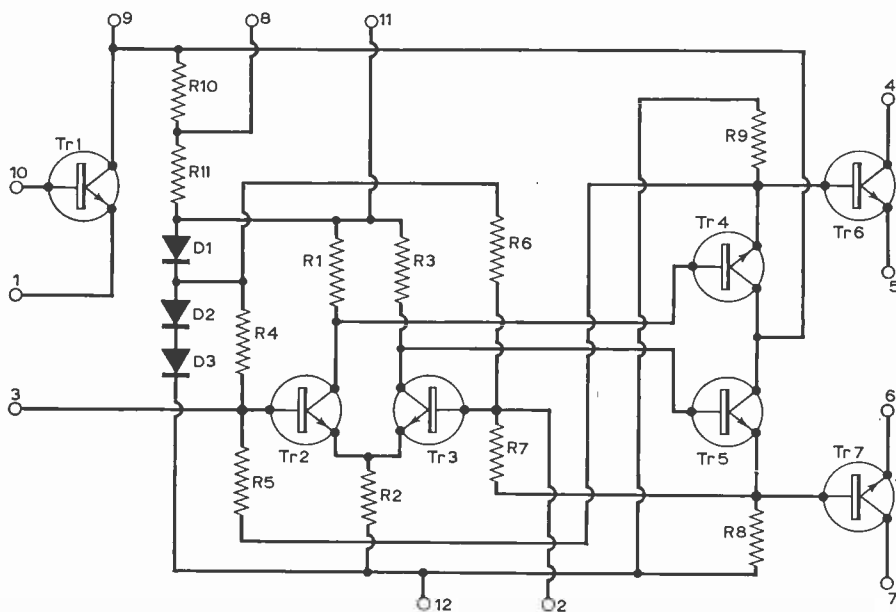


Fig. 1: Complete theoretical circuit diagram of the CA3020 integrated circuit. Component values are not listed, as these are not included in the manufacturer's data (see text).

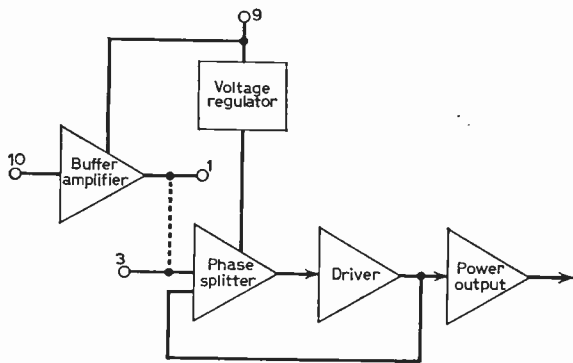


Fig. 2: Block diagram showing the functions of the I.C.

sequently these diodes perform the voltage regulator function, setting the base and collector voltages of the transistors of the phase splitter stage. The driver and output stages are therefore controlled also, as they are direct-coupled to the phase splitter. As for the operation of the differential amplifier, Tr2 produces out-of-phase signals in the collector and emitter load resistors, R1 and R2. As the base of Tr3 is by-passed by an external capacitor, this transistor acts as a common base amplifier, producing a signal at the collector in phase with that applied at the emitter. It follows that the audio signal in R3 will be equal in amplitude but opposite in phase to that in R1. The driver transistors Tr4 and Tr5 are directly coupled across these resistors, and act as emitter follower amplifiers; although in this mode they do not provide as much gain as in a common emitter amplifier, they are also performing an impedance matching function which eliminates the need for a transformer to drive the output pair. They are also responsible for providing a suitable level of base bias for these transistors.

Performance

Now that the operation of the I.C. has been considered, it is possible to devote some attention to the performances which could be expected from the unit. The values of the resistors and parameters of the transistors in the monolithic chip of the I.C. are not given in the supplier's data on the unit. This is perhaps because the tolerance to which a resistor can be fabricated by epitaxial diffusion is not yet as great as that expected in discrete components, and should any values be quoted, they could be no more than typical values. On the other hand, the ratios of resistances are very closely controlled in this type of manufacture, and the circuits are such that this ratio is more important than any absolute values of components. As a result, while the resistances found in individual circuits may vary, all samples will give a maximum power output of 550mW, and a power gain of 58dB. As the components within the chip are all direct coupled, there are no components to limit the bandwidth of the unit; the figure quoted of 6Mc/s is probably set by the structures of the higher power output transistors. As a result there can be no loss of fidelity at audio frequencies due to phase distortion in the I.C., and it will be the components external to the chip which will provide the frequency limitation, e.g. the inductance of the output trans-

★ components list

Resistors:

R12	470kΩ	R14	4.7Ω
R13	4.7kΩ	All 10% ½W	

Capacitors:

C1	0.1μF	C3	0.1μF
C2	0.01μF	C4	5μF electrolytic

all miniature, 12V minimum wkg.

Miscellaneous:

Output transformer Ardente D3027; RCA* integrated circuit type CA3020; VR1 500kΩ with s.p. switch; VR2 50kΩ.

*RCA Great Britain Ltd., Lincoln Way, Windmill Road, Sunbury, Middlesex.

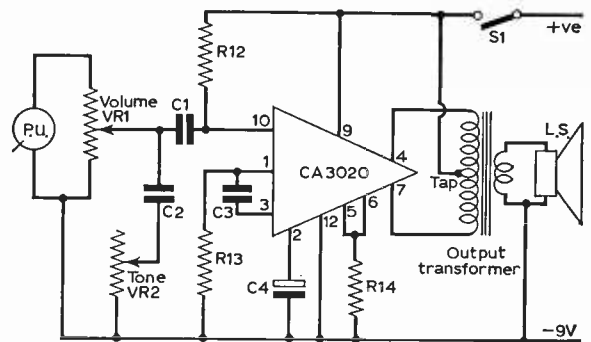


Fig. 3: Complete circuit of the I.C. gram amplifier.

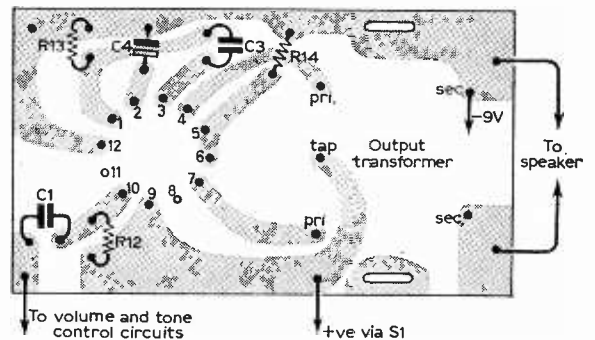



Fig. 4: The printed circuit. When viewed from the underside the tab on the I.C. can indicate lead 12.

former used to couple the output transistors to a loudspeaker. The transistors themselves are high quality types, as would be expected from silicon epitaxial units, and this contributes to the good noise figures claimed for the I.C., typically a signal-to-noise ratio of 70dB. The input impedance of, typically, 50kΩ ensures that the loss of signal in feeding a CA3020 amplifier from a gram pickup is minimised. However, perhaps the most striking aspect of the performance of the unit is in the efficiency of the voltage regulator system, which ensures efficient running of the circuit over a wide range of supply voltages and thermal and load conditions. The CA3020 will operate at line voltages

—continued on page 43



A COMPR CHECKE C. R. BRADLEY

An economical instrument which tests p-n-p and n-p-n transistors for relative BETA (current gain) and leakage. It will also test diodes and give useful voltage, current and resistance measurements.

USING new parts and an easily obtainable surplus 1mA meter movement, this simple instrument was built for less than £2. It is designed to fill the needs of servicing home-built and commercial transistor equipment and will give a positive good/bad test for commonly used low voltage transistors. It will also prove its worth in weeding out the "junk box" which, in the author's case, provided most of the components.

Before the transistor testing circuit can be considered one must have a basic understanding of the operation of a transistor. The basic properties of a typical small p-n-p transistor are illustrated in Fig. 1. Here it is seen that a small current (e.g. $50\mu\text{A} = 50 \times 10^{-6}$ amps) is drawn out of the base of the transistor (I_b) while a larger current (e.g. $2\text{mA} = 2 \times 10^{-3}$ amps) is drawn from the collector (I_c). The sum of the currents ($I_b + I_c$) is the emitter current (I_e) which flows in the direction indicated by the arrow inside the transistor symbol.

The amplifying properties of the transistor depend on the fact that a large change in I_c may be produced by a small change in I_b . The graph in Fig. 1 shows a signal with a current swing of $25\mu\text{A}$ applied as input to the

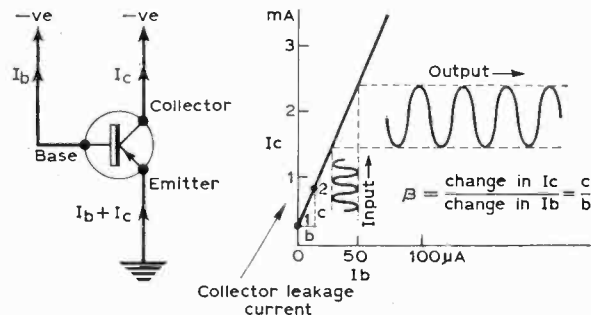


Fig. 1: Basic amplifying properties of a typical p-n-p transistor. The graph shows how I_c depends on I_b and is for a fixed collector voltage.

base producing an output signal from the collector with a current swing of 1mA. Thus a *current amplification* has taken place. The amount of amplification depends on the *current gain* of the transistor or the steepness of the I_c/I_b graph. The current gain or BETA (β) of the

transistor is defined mathematically by: $\beta = \frac{\delta I_c}{\delta I_b}$ where

$\frac{\delta I_c}{\delta I_b}$ is merely calculus notation for the ratio:

$\frac{\text{change in } I_c}{\text{corresponding change in } I_b}$ In our example (see graph),

$$\beta = 1\text{mA}/25\mu\text{A} = 40.$$

Note that when $I_b = 0$ there is still a small collector leakage current. In a small germanium transistor this should not exceed 0.15mA and will generally be much less; certainly so for silicon transistors. For a useful listing of values of I_{cbx} see the article "In-circuit Transistor Tester" (P.W. Dec. 1967, p. 605).

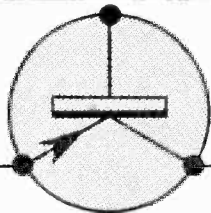
Transistor tests

The transistor testing circuit is shown in Fig. 2. When S1 is open the base and emitter of the transistor under test are at earth potential and no current should flow across the reverse biased base-collector junction. What does flow is a small leakage current which is indicated on the meter; we are at point 1 on the graph in Fig. 1. Discard the transistor if this exceeds 0.15mA . The leakage current may be too small to indicate on the meter at all.

When S1 is closed ("BETA TEST") a small emitter-base current flows (assuming this junction is good) and a substantial collector current should result. Remember that a transistor's action is as follows: a small increase in the emitter-base current produces a large increase in the emitter-collector current. The meter reading should rise by about 0.5mA , the amount depending on the BETA of the transistor. We are now at point 2 on the graph. If the current does not rise, or only slightly, the transistor is faulty. But the budget-minded user will not discard it yet as either the emitter-base or collector-

COMPREHENSIVE

R



base junctions may be usable as a diode!

As a low battery voltage (1.5 volt cell) is used, small transistors cannot be damaged by excessive currents. This does however limit the tester's use to common low voltage transistors. It will be found that even new transistors of the same make and type have widely varying BETAS; the tester makes it possible to select high gain transistors for critical circuits and find matched pairs for push-pull output stages. The same circuit is used for testing n-p-n transistors with the battery polarity reversed. The low voltage means that incorrect setting of the p-n-p/n-p-n switch in the final circuit is unlikely to damage the transistor under test.

Additional ranges

The 1mA meter used in the transistor testing circuit may also be used for simple voltage, current and resistance measurements. For d.c. voltage tests a resistor is placed in series with the meter as in Fig. 3 and by

$$\text{Ohm's law: } R_v \text{ (OHMS)} = \frac{\text{(voltage for f.s.d.) (volts)}}{1/1000 \text{ (amps)}}$$

In this instrument the voltage ranges shown in Table 1 were obtained.

Ordinary 10% resistors were used for R_v by the author as the simplicity of the instrument and the small 1mA meter used did not seem to justify closer tolerance (and more expensive) resistors. However 5% or even 1% components can certainly be used for greater accuracy. The 1,000 volt range is optional and if it is built into the tester then proper insulated terminals and test prods *must* be used and great care taken in making

TABLE 1

R_v^*	f.s.d. volts
10k Ω	10V
100k Ω	100V
1M Ω	1,000V

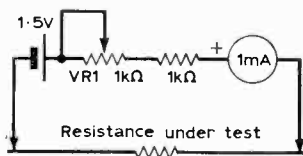


Fig. 5a: Resistance measurement circuit.

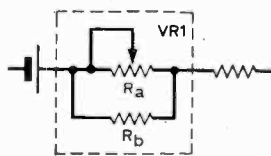


Fig. 5b: Use of alternative potentiometer values.

$R_a \Omega$	$R_b \Omega$
2.5k Ω	2k Ω or 2.2k Ω
5k Ω	1.5k Ω
10k Ω	1.2k Ω

high voltage measurements. A 500 volt range ($R_v = 500k\Omega$) might be thought more useful although this range would not match the existing 0-1.0 meter calibrations so easily.

Only the basic 1mA d.c. current range is provided as this will suffice for many transistor circuit measurements. Higher current ranges are obtained by the use of "shunts" or resistors in parallel with the meter as shown in Fig. 4 where $R_c \text{ (OHMS)} = R_i / (\text{current for f.s.d. (milliamps)} - 1)$. The internal resistance (R_i) of the meter *must* be known and will probably be 100 Ω . Shunts may be built into the instrument to give additional ranges or wired externally when required. The author finds a 10mA range obtained with an 11 Ω shunt (near enough to 11.11 Ω given by the formula for $R_i = 100\Omega$) occasionally useful.

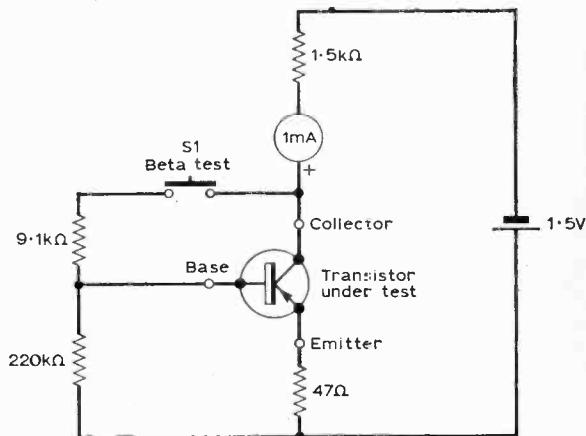


Fig. 2: Circuit of transistor leakage and beta tester. Close S1 for "BETA TEST".

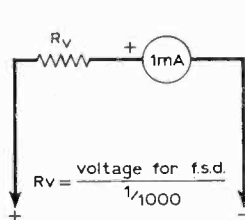


Fig. 3: Voltage measurement circuit.

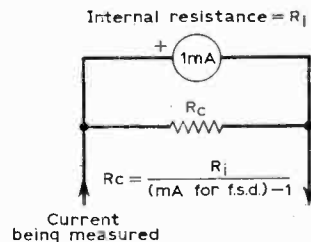


Fig. 4: Current measurement circuit.

A single resistance measurement range is obtained by the circuit in Fig. 5. The two test leads are first shorted together and the potentiometer VR1 adjusted for full scale meter deflection (zero ohms). The leads are then connected across the test resistance and a reduced current flows. The resistance may then be calculated

$$\text{from the formula: } R \text{ (ohms)} = 1500 \left(\frac{1 - I}{I} \right) \text{ where}$$

Before making a resistance or transistor test the "OHMS" terminal must be shorted to the "COMM" and VR1 adjusted for full-scale deflection (zero ohms) with S3 in the "OHMS" position. This adjustment compensates for the voltage drop of the battery with time although for accurate readings the battery should be fresh.

Diodes and rectifiers may be tested as follows: connect the diode between "EMITTER" and "COLLECTOR" on the transistor socket. Try both settings of the p-n-p/n-p-n switch. In one direction the diode will be forward biased and a substantial current should flow (0-6mA or more); in the other direction no more than a tiny leakage current should flow. If the diode fails this test it is faulty. There often seems to be confusion in people's minds about which end of a diode is which; this can be cleared up by reference to Fig. 10. On this instrument the cathode (red or "+ve" end of the diode is

the one connected to the "COLLECTOR" test point if forward conduction is obtained with S2 in the p-n-p position.

Footnote

This instrument is intended to give a relative indication of transistor BETA only. Accurate BETA measurements are possible however if a 100 μ A meter is placed at "X" in Fig. 7 to measure I_b when S1 is closed. Hence BETA is calculated from the definition given.

* R_v actually includes the internal resistance of the meter which is usually about 100 Ω . This is negligible compared with these values.

† Or two 1m Ω resistors in parallel. ■

MIDGET I.C. AMPLIFIER

—continued from page 39

of as low as 3V, though at a reduced power level, and as high as 9V, though here a heat sink is advisable to hold down the temperature of the transistor junctions in the chip. Such sinks are commonly available as the I.C. is supplied mounted in a standard transistor-type format, according to the accepted TO-5 specification, and push-fit heat sinks are supplied for these transistors. Incidentally, although this property is unlikely to be of great advantage to the designer of amplifiers for entertainment and domestic purposes, the fact that the regulator keeps operation stable over the temperature range -55deg. to +125deg.C. is certain to be of interest to industrial and military users. In the past, too, it would have been expected that the efficiency of the circuit would be lower than that of a discrete-component amplifier of the same output power, due to the loose tolerance of integrated resistors biasing the transistors. In this circuit, however, maximum power is obtainable with a current drain of no greater than 22mA.

Constructional Details

Now for an actual prototype amplifier using the RCA type CA3020 integrated circuit audio amplifier. The circuit of Fig. 3 was found to be a satisfactory competitor with typical discrete-component transistor amplifiers when used in a portable record player. Construction could not be simpler, and without any crowding it is possible to mount the whole amplifier on a printed circuit board less than 3 x 2in. As is clear from Fig. 1, all connections to the output transistors with the exception of the bases must be through external circuitry. This allows for an emitter resistor which introduces a slight degeneracy or negative feedback at that stage of the amplifier. It also allows a selection of the operating conditions for the output stage, as both the idling current, that is, the current drawn by the unit under no signal conditions, and the power output, depend on R14. Lowering it allows a greater output but increases this idling current and the dissipation in the I.C. In the prototype a value of 4.7 Ω was selected; the power output dropped to about 350mW, which, however, is sufficient to enjoy the

reproduction of recordings on a portable gram deck. Under these conditions a heat sink was not required. The printed circuit shown in Fig. 4 contains all the necessary interconnections between the components of the amplifier except C2 and the volume and tone controls, which are mounted separately and connected to the amplifier by screened flying leads. The output transformer whose tapped primary serves as a load to the output transistor pair, coupling them to the loudspeaker, is the only other major component on the board besides the I.C. I will not go into the details of the production of the printed circuit board by the conventional method of applying a paint pattern over the areas which are to form the conductors, and etching off the remainder of the copper foil coating of a section of clad paxolin using FeCl₃ solution; this process has been described repeatedly, to that the experimenter capable of working with integrated circuitry will be familiar with such a basic operation. The common alternatives, Veroboard and Cir-Kit, are also acceptable, but rather more difficult to use than is common with these methods, due to the close spacing of the 12 leads from the TO-5 can of the I.C. If these techniques are chosen, the leads of the I.C. must be carefully "spidered" or bent apart close to the seals in the base of the I.C. can so that they can reach the spacing of the Veroboard. Care is necessary in this operation, lest the leads or the seals of the can are damaged by bending too close. It must be remembered that a damaged I.C. can't be disregarded like a broken transistor—it represents almost a complete amplifier, and costs a lot more than an OC72!

Of course, the amplifier described is only one of the applications of this versatile circuit, and the imagination of inventive readers will find further applications for an effective and economical unit such as this one. The writer, for one, expects to hear a lot more about it in the future, and hopes it will find the commercial success the ingenuity of the design deserves. Perhaps such success will lead its manufacturers and their competitors to follow it up with more of the same, and perhaps even more exciting developments. ■

Full constructional details of an integrated circuit pre-amplifier (I.C. Pre-amplifier) with an input impedance of 10M Ω , will be published next month.

ON THE SHORT WAVES

MONTHLY NEWS FOR DX LISTENERS

Times GMT
Frequencies in kc/s

THE BROADCAST BANDS by CHRISTOPHER DANPURE

WITH the spring schedules halfway through the operation period, and DX-ing conditions good, you should now be logging the world. With un-spot prediction of 132 for April, all the broadcast bands are open at different times of the day. So first off, here are the propagation predictions for April.

West and East Africa: 0600-1800 GMT 25, 21, 17 and 15Mc/s are the best bands, after 1800 and up to 2000 GMT 21, 17, 15, 11 and 9Mc/s, and 2000-0600 GMT 15, 11, 9, 7 and 6Mc/s bands.

South Africa: 0800-1400 GMT the best bands are 25 and 21Mc/s, 1400-1800 GMT 25, 21, 17 and 15Mc/s, 1800-2400 GMT 21, 17, 15, 11, 9, 7 and 6Mc/s, 2400-0400 GMT 11, 9, 7 and 6Mc/s, 0400-0800 GMT 15, 11 and 9Mc/s.

South Asia: 0800-1200 GMT use 25, 21 and 17Mc/s, 1200-1800 GMT up to 1600 GMT 25, 21, 17 and 15Mc/s, 1600 GMT drop 25 and 21Mc/s and add 11 and 9Mc/s, 1800-0200 GMT 11, 9, 7, 6 and 5Mc/s, 0200-0800 GMT 11 and 9Mc/s.

South East Asia: During morning hours 25 and 21Mc/s, in the afternoon 21, 17 and 15Mc/s, evening hours up to 2200 GMT 15, 11, 9 and 7Mc/s, 2200-0800 GMT 15 and 11Mc/s.

North East Asia: 0800-1400 GMT 21, 17 and 15Mc/s are the only bands open, 1400-1600 GMT 17, 15 and 11Mc/s 1600-2400 GMT 15, 11 and 9Mc/s, 2400-0400 GMT 11Mc/s only, 0400-0800 GMT 15 and 11Mc/s.

Australia via Asia: 0800-1200 GMT listen on 25 and 21Mc/s, 1200-1600 GMT 21, 17 and 15Mc/s, 1600-2000, GMT 15, 11, 9 and after 1800 GMT 7Mc/s, 2200-2400 on 11Mc/s only, 2400-0800 GMT this circuit is closed most nights, but signals may come through on 15Mc/s.

South America (North of the Amazon): From 1200-2000 GMT 25, 21Mc/s after 1800 GMT 17Mc/s as well, 2000-2200 GMT 21, 17, 15 and 11Mc/s, 2200-0400 GMT 17, 15, 11 and 9Mc/s, 0400-0800 GMT 15, 11 and 9Mc/s, 0800-1200 17 and 15Mc/s.

North America: During mornings on 17 and 15Mc/s, after 1200 GMT 25, 21 and 17Mc/s, evenings 17, 15 and 11Mc/s, night hours and early mornings on 15, 11 and 9Mc/s.

Those were the propagation conditions for April, listing the various shortwave bands which are "open" to different parts of the world.

ASIA

Rep. of Korea: *The Voice of Free Korea* has now the following schedule for its English programmes all over 50kW transmitters, 0500-0530 on 9,640 General Service to Asia, 0600-0700 on 15,130 to North America, 0800-0830 on 9,640 and 6,035 to South East Asia 1030-1100 on 9,640

General Service to Asia, 1430-1500 on 15,430 to South East Asia, 2100-2130 on 9,640 General Service of Asia, 0300-0400 on 15,430 to North America. The only transmission to Europe from *The Voice of Free Korea* is one in French from 0700-0730 on 15,130.

Thailand: *R. Thailand* is now using a 100kW transmitter on 11,910 at following times: 0415 0515 to North America in English; 0530-0600 to Europe in French; 0930-1020 to Far East in Thai, Vietnamese and Cambodian; 1025-1157 to Asia in English, Malay and Kuoyu; 1300-1400 to S.E. Asia in Thai.

EUROPE

Federal Republic Germany: *The Voice of Germany* is now as follows for its English Services transmitted from Jülich. 0300-0340 to South Asia on 11,945 and 9,640; 0445-0545 on 11,945 and 9,640 to West North America; 0600-0630 on 17,845 15,275 and 11,785 to Africa; 0845-0940 on 21,650, 17,845 and 15,275 to Far East, Australia and New Zealand; 1045-1100 on 21,560, 17,875 and 15,275 to Africa; 1045-1055 on 11,905 and 9,605 to North America; 1550-1620 on 17,875 and 15,275 to South Asia; 1900-1910 on 17,790 and 15,405 to North America; 2110-2200 on 9,765 and 7,290 to East Asia and Australia; 2145-2205 on 15,275 and 11,925 to Africa; 0130-0250 on 11,945 and 9,640 to East North America.

Norway: *R. Norway* transmits daily in Norwegian and on Sundays the last 30 minutes of each transmission is in English, 0700-0830 on 25,900, 25,730, 21,730, 21,655 and 15,175; 1100-1230 on 25,900, 25,730, 21,730, 21,655 and 7,240; 1300-1430 on 25,900, 25,730, 21,730, 21,655 and 17,825; 1500-1630 same as at 1300-1430; 1700-1830 on 25,900, 25,730, 21,730, 21,655 and 15,175; 1900-2030 on 25,730, 21,730, 21,655, 17,825 and 15,175; 2100-2230 on 21,730, 21,655, 17,825 and 15,175; 2300-0030 on 15,345, 15,175 and 11,850; 0300-0430 on 11,860, 11,850 and 9,610.

AFRICA

South Africa: *R.R.S.A.* has altered the frequencies for the following English transmissions, now as follows; weekdays only 0415-0427 11,900 and 9,525; 0430-0442 11,900 and 9,525; 0500-0512 7,270 and 5,980; 0515-0527 15,220 and 11,900. Daily 1700-1750 21,535 and 17,805; to North America from 2326-0020 on 15,220 and 11,875; 0026-0320 on 11,875 and 9,705.

Many thanks for the *Radio R.S.A.* schedule to Mr. A. J. Jenkins, and items for the July issue please send them in by April 20th, 73's and good listening.

A DEFINITE stirring down in the r.f. forest this past month. The sunspots are perking nicely and all the little peaks on those propagation prediction charts are getting better and better. All six bands from 1.8 to 30Mc/s are buzzing and, if trends continue, it could well be a bumper year for DX. There should be something somewhere on one of the bands whatever time you listen at present.

Derek Pearson (Worcs), proves that you don't have to be rich to qualify as an s.w.l. His set cost one shilling at a jumble sale but he has already logged VE3, VE6, YV4 and 3V8 on 14Mc/s.

SEVEN AND DOWN

F. McVerry (Lanarkshire), 7 valve s'het, 40ft., indoor antenna heard these on 160 metres c.w.—E19J, GM3OXX, GI3OQR, GW3FSP, HB9TTH, OK1AHZ, OK1KP, OK2BKW, OK2RZ, PAØPN. On 3.5Mc/s s.s.b. his best were—CN8AW, EP2GI, HA2KRB, K2RBT, WIHKK, WIFZJ/KP4, 5Z4KL, 7XØAH, YU2HDE. On 7.0Mc/s c.w.—CT1MU, EA8UC, HB9AHC, HK7XI, IT1AGA, K2OTC, K3JH, PY7ARW, SL3AW, UA6KLA, UA9BN, VO2AW, WB4CIB, and on s.s.b.—EA4DO, ET3FMA, HC2AM, LX1BW, YV4UA.

M. Higgins (Sussex), 19 set, 132ft., l.w., bagged goodies on forty—CT1LN, F5TA, XE1CCW, ZL1HEO, ZL2BCG, 8P6BH.

J. East (Worcs), R1475, dipole, reckons 8 a.m. for the Pacific and evenings for Africa and S. America. He also informs that the 8P6 callsign is a new one for VP6 (Barbados). On 80 s.s.b.—CN8AW, CT1JH, K3UZE, VE1—ADA, AFI, IE, PL, UG, VE2XO, VE3ALX, VO1GL, VP2AA, WB2YFY/MM, ZB2A, ZB2AP/MM, ZC4MO, ZC4RB, 4U1ITU, 7XØAH. While on 40 s.s.b.—CM2DC, CR6AD, CT1LN, EA3JE, ET3FMA, HB9RC/P/HP1 (in Panama City), IS1EP, IT1LTF, WIFZJ/P/KP4, PY2AST, UB5KAW, W3ZKH/P/3, WB4CPW, ZS1JA, ZS1NR, 4U1ITU.

R. Miller (Essex), SR150, 30ft. l.w. plus an a.t.u. (good lad), logged these on 80 s.s.b.—CT1LN, CT2AA, F2RD, HB9MQ, ON5EL, OY7S, OY4OV, OZ6AE, SL3ZV, TF2PL, TI2NA, VE1—AX, APZ, IE, VOICE, WIFZJ/KP4, W2LX, W4BVV, W8MMC, W9ARV, YV1PW, YV2GK, ZB2A, ZC4MO, ZD3F, 3A2MJC, 4X4WN, 7XØAH, plus one query—OR9SN.

FOURTEEN AND UP

K. Weston (Wales) has been an s.w.l. since Santa unobtrusively popped a Trio 9R59 in his sock. He reports hoards of W's invading 28Mc/s.

H. E. Thornton (Surrey) started radio in the 1920s with an Experimental Receiving licence (not easy to get). With his "Portable One" he was permitted to "conduct experiments in the open air but not within two miles of a Government Station". His latest receiver to date is an Eddystone 940 complete with 100ft. l.w. On twenty he reports sigs. from—CR4AJ, KP4DCP, LU7DH, PY2ALE, TF2WKW, ZL4BX. On ten metres—CO2HQ, PJ2CQ, UN1CP, UA3AYN, VE1ATV, ZS1BV, 9J2WR. He also

reports a regular sked between the Science Museum station GB2SM and ZD9BE on Tristan da Cunha.

R. Dinning (Ayrshire), HA-350, PR-30, dipole, heard s.s.b. emanating from—CN8AB, CR61K, CR7JA, CT2AA, ET3REL, HS1AF, HS3DR, HV3SJ, KL7EBK, KR6BD, OD5BN, OX3YK, PZ1BD, PY7YN, TF2WKI, VE8RCS, VK2ON, VP8HZ, W6VPH, YV5CID, ZB2BM, ZL1AH, ZL4BX, 6Y5CB, 9Y4VT, W's 1-Ø.

M. Crawshaw (Lancs.), SR600 (triple conversion s'het), 80 metre dipole at 20ft. A peep at 28Mc/s revealed—CT3AO, EI5AL, F9CT, I1AIG, K3AFO, K8GLL, ON4VT, OZ1LO, VE1AKC, VE2AJV, VE3FWG, XE2BBO, ZE1BR, ZS1BV, ZS6OI all a.m. and on s.s.b.—CP1LN, CT1BH, DJ5RR, K1CTQ, OE5ARL, SV1AB, VE2LY.

P. Pollak (S.W.15), 840A plus Q multiplier, 60ft. end fed, states the case for twenty metres in no uncertain terms with—CE3ZN, CE6FK, CN8GE, CR4AJ, CR6GQ, CR7IC, CT2AA, ET3ZU, HI5BK, HKØBKW, HK3BLF, HK4PX, HS1AF (Thailand), JA1HMJ, KL7GDS, KP4BKF, KR6KN, LU5AQ, OD5EJ, OY2H, PJ4AC, PZ1BW (Surinam), TG5HC, TI2IC, VE4SA, VE7AAF, VE81Y, VK1PI, VK2BK, VK3HW, VK4SD, VK6CF, VK7TR, VP2AA (Antigua), VP2GAI, VP8JD, W6HVN, W7HEU, XE1KV, XP1AA, ZD7KH, ZD9BE, ZL1AHD, ZL2KC, ZL3OY, ZL4BX, ZP3AB, ZS1JU, ZS2EV, 4X4RW, 5H3JL, 5N2AAS, 5Z4KL, 6W8DY, 6Y5RA, 7Q7BN, 7XØAH (Algeria), 9L1DW, 9Y4VT. All these on s.s.b. and a very neat log too.

M. Guest lives in Mousehole (so help me that's the address) . . . (thereby hangs a tail). Anyway, it's in Cornwall and he has a CR100 and almost has a dipole for ten metres. Logged on this band—CR6GQ, CX2CO, CX2BR, CX6BA, K2DPA, K9PPX, OA1MKA, OA7RP, OX3KM, VK6TXI, WØBOL, W8CIQ, W9IUO, YV1WX, ZS1FH, 5N2LF, 9G1KM, 9G1FF, 9H1BA, 9J2DT, all on s.s.b.

M. Pasek (Notts.), HRO, 150ft. l.w., logged these on ten—CR4BC, CT3AH, UV3ACI, UW1DB, VK2OXB, VK3DL, VK3AGX, VK4PJ, VK5XV, VK5NY, ZE2JA, 9J2BC.

J. Preece (Cheshire), PCR3 modified as per P.W., Jan. 1968, accuses me of having printed his logs twice before. Guilty Sir! and just to prove there's no hard feeling, here's what you heard on twenty s.s.b.—CN8GE, CR6AR, CR7CR, LA9TI/MM (17°S 4°E—go on, look it up), LU5AQ, LX1AJ, OZ9DX, PY4ATG, PY7CP, TR8AJY, UA9KDL, UT5KTH, VE3AA, VK3SK, YV4QG, ZC4MO, 5Z4KL, 6Y5GB. Also reported—7P8AB located at Maseru in Basutoland.

COMPOTE DE CONTEST

Are you sitting comfortably? Then I'll begin—6th—7th April, one I haven't heard of before but it's down as c.w. only from 3.5 to 30Mc/s; 20th—21st, 4 metre contest; 27th—28th, VERON—all bands—every man for himself; 4th—5th May, 70 and 20cms. contest; 4th—5th May, another 3.5 to 28Mc/s c.w. special.

YOUR QUESTIONS ANSWERED

Interference

In my living-room I have a fluorescent light which gives interference on high frequencies, especially 2 to 4Mc/s. Can you suggest what and how I can fit something to this light to suppress this interference?—P. McKay (Leeds).

First, check the contacts at the ends of the tube to make sure that they are clean and making good contact with the holders. Then try rotating the tube through 180deg., and reversing it end for end. Renew the suppressor capacitor, using one of, identical ratings. Earth the metalwork of the fitting and if possible, feed the unit via metal-clad cable with the cladding earthed. Suitable cable is M.I.C.C. but you will need an electrician to install it unless you know how to do it.

Also, buy two 5nF (0.005 μ F) capacitors 500V a.c. working and connect them in series. Connect this combination across the tube. In fitting, connect a capacitor of 0.1 μ F 500V a.c. working across the mains supply cable. Connect two 0.5 μ F 500V a.c. capacitors in series across the mains cable, wiring the junction of these components to earth i.e., to the frame of the unit which will be earthed as above.

Rechargeable Cells

I would be obliged if you could tell me where I can obtain a charging set for mercury cells RM640 and E640.—E. Stuart (Edinburgh).

It is not possible to recharge cells of the mercury type since these are primary cells and not secondary cells. The only type of cell which looks rather like a mercury cell and which can be recharged is the nickel-cadmium cell.

Pulse Counter

With reference to the pulse counting f.m. circuit in the February, 1967, issue of P.W., and to one published a couple of years ago, I would like to know if either is suitable for use with a standard multiplex decoder. Also if the bandwidth of any pulse counting detector is sufficient, does it need a special decoder?—D. Webb (London, N.W.9).

A pulse-counting discriminator is not really suitable for use with a Multiplex decoder. There are several reasons for this, the main one being the use of a low i.f. in the receiver. If you wish to obtain really good results from stereo programmes, we would suggest you make a small tuner of a more conventional type especially for this type of reception.

Radio Teletype

On a visit to the last R.S.G.B. exhibition I noticed an exhibit by a teleprinting society.

Can you tell me if there is a society for radio teletype (R.T.T.Y.) enthusiasts, and the name and address of the secretary?—H. Beaumont (Margate).

Yes, there is a very active society, the name and address to write to is as follows: British Amateur Radio Teletype Group, D. J. Goacher, G3LLZ, 51, Norman Road, Swindon, Wilts.

Speaker Impedances

Is there any way of finding the impedance of speech coils in loudspeakers? I have two unmarked speakers but only a voltmeter for making tests.—T. Cropper (Middleton).

Loudspeakers normally have impedances of 3, 7 or 15 Ω . These impedances are measured at 1kc/s. To find the impedances of a loudspeaker, the simple way (although it is approximate) is to measure the d.c. resistance of the speech coil. The d.c. resistances of speech coils of 2, 5 and 10 Ω will correspond to impedances of 3, 7 and 15 Ω respectively.

Short Wave Conversions

Could you please say whether there is a simple way to convert an existing receiver for short wave reception?—L. Ballard (Reading, Berkshire).

It is possible to convert short wave signals to a frequency on the medium waves in order to receive them on a normal receiver. A suitable converter for this purpose was described in our "Keybook" entitled "More Simple Radio Circuits" which you can obtain for 3s. 6d. from your local bookseller.

Transmitting Licence

I am keen to own and operate my own transmitting station. I understand that I will need a special licence. Can you tell me how I get a licence and what is involved?—E. Ledger (St. Albans).

We suggest that you write to Radio Service Branch, GPO Headquarters Buildings, St. Martin's le Grande, London, E.C.1, and ask for a free copy of their pamphlet "How to become a Radio Amateur".

Interference Suppression

Could you please let me have any information on any publication or literature regarding the suppression of electrical interference to a car radio from a car engine?—H. Wilkinson (Willington, Derby).

We suggest that you incorporate the following suppression measures in your car: 0.5 μ F from D terminal of dynamo to chassis; 0.5 μ F from D terminal of regulator to chassis; 2 μ F from B terminal of regulator; 2 μ F from outer terminal of coil; 0.5 μ F from "live" side of any interfering accessory such as clock etc.; 5k Ω cut-lead suppressors at each end of each plug lead; 5k Ω cut-lead suppressor at distributor-end of lead to centre of distributor; special non-capacitive filter in F lead of regulator. You can obtain all of these components from garages and radio component stockists.

If when driving along, you switch off the ignition, and the interference continues, it may be due to static electricity. If so, paint rubber conducting-paint on the walls of the tyres (the walls not visible from the road) and use a conducting grease such as a graphite-based type in the wheel bearings.

Earthing

I have just installed a shortwave receiver and I have been told that I should take the earth lead to one of the metal pipes in the house which will be a better earth. Is this in order please?—F. J. McDonald (Walsall, Staffs.)

We strongly advise against earthing any electrical apparatus to metal pipes in the house. Many water pipes are now of the plastic variety outside the building and thus would be a poor earth. On no account should a metal gas supply pipe be used as an earth.

TRANSISTOR STEREO 8+8



A really first-class Hi Fi Stereo Amplifier Kit. Uses 14 transistors giving 8 watts push-pull output per channel (16W mono). Integrated pre-amp with Bass, Treble and Volume controls. Suitable for use with Ceramic or Crystal cartridges. Output stage for any speakers from 3 to 15 ohms. Compact design, all parts supplied including drilled metal work, Cir-Kit board, attractive front panel, knobs, wire, solder, nuts, bolts—no extras to buy. Simple step by step instructions enable any constructor to build an amplifier to be proud of. Brief Specification: Freq. response $\pm 3\text{dB } 20\text{--}20,000 \text{ c/s}$.

Bass boost approx. to +12dB. Treble cut approx. to -16dB. Negative feedback 18dB over main amp. Power requirements 25V at 6 amp.

QUALITY RECORD PLAYER AMPLIFIER

A top quality record player amplifier employing heavy duty double wound mains transformer, ECC83, EL84, EZ80 valves. Separate Bass Treble and Volume controls. Complete with output transformer matched for 3 ohm speaker. Size 7in. w. x 3in. d. x 6in. h. Ready built and tested. PRICE 79/6. P. & P. 8/.

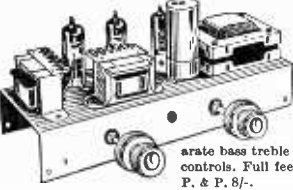
ALSO AVAILABLE mounted on board with output transformer and speaker ready to fit into cabinet below. PRICE 97/6. P. & P. 7/6.

DE-LUXE QUALITY PORTABLE RECORD PLAYER CABINET

Uncut motor board size 14 1/2 x 19in. Clearance 2in. below, 5 1/2in. above. Will take above amplifier and any B.S.R. or Garrard Autochanger or Single Player Unit (except AT60 and SP26). Size 18 x 15 x 8in. Price £39.6. Carr. 9/6.

STEREO AMPLIFIER


Incorporating 2 ECL86s and 1 EZ80, heavy duty, double wound mains transformer. Output watts per channel. Full tone and volume controls. Absolutely complete.



ONLY £5.9.6
P. & P. 8/-
Super Deluxe version with ECL86 valves separate bass treble and balance controls. Full feedback 8gms. P. & P. 8/-.

10/14 WATT HI-FI AMPLIFIER KIT

A stylishly finished monaural amplifier with an output of 14 watts from 2 EL84s in push-pull. Super reproduction of both music and speech, with negligible hum. Separate inputs for mike and gram allow records and announcements to follow each other. Fully shrouded section wound output transformer to match 3-15 ohm speaker and 2 independent volume controls, and separate bass and treble controls are provided giving good lift and cut. Valve line-up 2 EL84s, ECC83, EF86 and EZ80 rectifier. Simple instruction booklet 1/6 (Free with parts). All parts sold separately. ONLY 27.9.8. P. & P. 8/6. Also available ready built and tested complete with std. input sockets. £28.5.0. P. & P. 8/6.



HIGH GAIN 4 TRANSISTOR PRINTED CIRCUIT AMPLIFIER KIT

Type TA1
● Peak output in excess of 1 1/2 watts.
● All standard British components.
● Built on printed circuit panel, size 6 x 3in.
● General size Driver and Output Transformers.
● Output transformer tapped for 3 ohm and 15 ohm speakers.
● Transistors GET 114 or 81 Mullard OC81D and matched pair of OC81 o/p. ● 9 volt operation.
● Everything supplied, wire battery clips, solder, etc.
● Comprehensive easy to follow instructions and circuit diagram 1/6. (Free with Kit). All parts sold separately.
SPECIAL PRICE 45/- . P. & P. 3/-.
Also ready built and tested, 52/6. P. & P. 3/-.
A pair of TA1s are ideal for stereo.



BRAND NEW TRANSISTOR BARGAINS

GET 15 Matched Pair 15/-; V15/10p, 10/-; OC71 6/-; OC78 6/-; AF117 7/6.
Set of Mullard 6 transistors OC44, 2-OC45 OC81D matched pair OC81 25/-, ORP12 Cadmium Sulphide Cell 10/6. All post free.


3-VALVE AUDIO AMPLIFIER HA34



Designed for Hi-Fi reproduction of records. A.C. Mains operation. Ready built on plated heavy gauge metal chassis, size 7 1/2in. w. x 4in. d. x 4 1/2in. h. Incorporates ECC83 EL34, EZ80 valves. Heavy duty, double wound mains transformer and output transformer. Separate Bass, Treble and volume controls. Negative feedback line. Output 4 1/2 watts. Front panel can be detached and leads extended for remote mounting of controls. Complete with knobs, valves, etc., wired and tested for only £45.5.0. P. & P. 6/-.


HSL 'FOUR' AMPLIFIER KIT

A.C. Mains 200/250v., 4 watt, using ECC83, EL84, EZ80 valves.



● Heavy duty double-wound mains transformer with electrostatic screen. ● Separate Bass, Treble and Volume controls, giving fully variable boost and cut with minimum insertion loss. ● Heavy negative feedback loop over 2 stages ensures high output at excellent quality with very low distortion factor. ● Suitable for use with guitar, microphone or record player. ● Provision for remote mounting of controls or direct on chassis. ● Chassis size only 7 1/2in. wide x 4in. deep. Overall height 4 1/2in. ● All components and valves are brand new. ● Very clear and concise instructions enable even the inexperienced amateur to construct with 100% success. ● Supplied complete with valves output transformer (3 ohm only), screened lead, wire, nuts, bolts, solder, etc. (No extras to buy). PRICE 79/6. P. & P. 6/-.
Comprehensive circuit diagram, practical layout and parts list 2/6 (free with kit).
This kit although similar in appearance to HA34 employs entirely different and advanced circuitry.

FM/AM TUNER HEAD



Beautifully designed and precision engineered by Dormer and Wadsworth Ltd. Supplied ready fitted with twin -0005 tuning condenser for AM connection. Prealigned FM section covers 86-102 Mc/s. P. output 10-7 Mc/s. Complete with ECC85 (6L12) valve and full circuits diagram of tuner head. Another special bulk purchase enables us to offer these at 27/6 each. P. & P. 3/-.

MATCHED PAIR AM/FM I.F.'s

Comprising 1st I.F. and 2nd I.F. discriminator (465kc/s /10.7Mc/s) size 1 x 1 1/2 x 2 1/2in. high. Will match above tuner head. 11/- pair. P. & P. 2/-.

GORLER I.F. TUNER HEAD

88-100 Mc/s, 10.7 Mc/s. I.F. 15/- plus 2/6 P. & P. (ECC85 valves 8/6 extra).

NEON A.C. MAINS INDICATOR. For panel mounting, cut out size 1 1/2 x 1 1/2in. deep inc. terminal. White case with lens giving bright light. For mains 200/250v. 2/6 each. P. & P. 6d (6 or more post free).

TWIN TELESCOPIC AERIAL

Comprising two 3-section heavily chromed rods. Closed 12in. each extending to 32in. Completely adjustable from vertical to horizontal. Supplied complete with universal mounting bracket, coax lead and plug. Suitable for F.M. or T.V. 12/6. P. & P. 2/6.

VIBRATORS. Large selection of 2, 4, 6, 12, 24 and 32 volt. Non sync 8/6; Sync 10/- . P. & P. 1/6 per vibrator. S.A.E. with all enquiries.

S.T.C. SILICON AVALANCHE HALF-WAVE RECTIFIERS

Type RAS. 508 AF. 6 amps. 960 P.T.V. lin. long x 1in. dia. approx. List 50/- OUR PRICE 2/6. Post Free.

SPECIAL OFFER! PLESSEY TYPE 29 TWIN TUNING GANG. 400pF + 146pF. Fitted with trimmers and 6:1 integral slow motion. Suitable for nominal 470 kc/s I.F. Size approx. 2 x 1 x 1 1/2in. Only 8/6. P. & P. 2/6.
FEW ONLY! SIEMENS MINIATURE RELAYS, D.F.C.O. Gold-plated contacts. 6v. at 30mA. Size approx. 1 1/2 x 1 1/2in. Only 15/- . P. & P. 1/6.

PRICES

Amplifier Kit £9 10 0 P. & P. 4/6
Built & Tested £12 10 0 P. & P. 4/6
Power Pack Kit £2 10 0 P. & P. 4/-
Built & Tested £3 0 0 P. & P. 4/-
Cabinet (as illus.) £2 10 0 P. & P. 4/-
(Special offer—£14.10.0 post free if all above ordered at same time or built and tested for £18.0.0, post free.)

Circuit diagram, construction details and parts list (free with kit) 1/6 (S.A.E.)

4-SPEED PLAYER UNIT BARGAINS

Mains Models. All brand new in maker's original packing.
LATEST B.S.R. MODELS
TU/12 Single Player with mono Cart. £39.6
GU/7 Single Player with mono Cart. £418.8
UA25 Changer with mono Cart. £28.7.6
All plus Carriage and Packing 6/6.
LATEST GARRARD MODELS
ALL types available 1000, SP.35 3000, AT60, etc. Send S.A.E. for latest bargain prices!
See below for suitable stereo cartridge!

BRAND NEW CARTRIDGE BARGAIN

SONOTONE STABC COMPATIBLE STEREO CARTRIDGE with diamond stylus 50/- or with sapphire stylus 40/- . P. & P. 1/- each. Ideal for use with above units.

LATEST B.S.R. X3M COMPATIBLE CARTRIDGE

With turn-over sapphire stylus suitable for playing 78, EP, LP and Stereo records with mono equipment.
ONLY 22/6. P. & P. 1/6

BRAND NEW 3 OHM LOUSPEAKERS

5in. 14/-; 6 1/2in. 18/6; 8in. 27/-; 7in. x 4in. 18/6; 10in. x 6in. 27/6.
E.M.I. 8in. x 6in. with high flux magnet, 21/-.
E.M.I. 10in. x 6in. with high flux ceramic magnet, 42/- (15 ohm 45/-). P. & P. 5in. 2/-; 6 1/2in. 2/6; 10 & 12in. 3/6 per speaker.

35 OHM SPEAKERS

3 1/2in. 12/6; 7 x 4in. 21/- . P. & P. 2/- per speaker.

E.M.I. 3 1/2" HEAVY DUTY TWEETERS. Powerful ceramic magnet. Available in 3, 8 or 15 ohms, 15/- . P. & P. 2/6.
BRAND NEW HEAVY DUTY 12in. SPEAKERS.
E.M.I. 15 1/2 x 6 1/2in. 18/6. 15 ohm. 15/- . P. & P. 2/6.
E.M.I. 15 1/2 x 6 1/2in. 18/6. 15 ohm. 15/- . P. & P. 2/6.
Also 25 watt Guitar Model available at £5.5.0. And 35 watt Guitar Model £8.8.0.

12 in. 'RA' TWIN CONE LOUSPEAKER

10 watts peak output. 3 or 15 ohm. 35/- . P. & P. 3/6

VYNAIR AND REXINE SPEAKER AND CABINET FABRICS. Approx. 5 1/2in. wide. Usually 35/- yard. Our FABRIC 13/6 per yard length. P. & P. 2/6 (min. one yd.). S.A.E. for samples.

LATEST COLLARO MAGNAVOX 363 STEREO TAPE DECK. Three speeds, 4 track, takes up to 7in. spools. £12.10.0. Plus 7/6 Carr. & Ins. (Tapes extra).
E.M.I. TDE. 4-TRACK STEREO TAPE DECK. 9 Gns. Carr. & Ins. 7/6.
QUALITY PORTABLE TAPE RECORDER CASE. Brand new. Beautifully made. Only 49/6. P. & P. 8/6.
Dual Purpose Bulk Tape Eraser and Tape Head Demagnetiser 35/- . P. & P. 3/6.
ACOS CRYSTAL MIKES. High imp. for desk or hand use. High sensitivity. 18/6. P. & P. 1/6.
ACOS HIGH IMPEDANCE CRYSTAL STICK MIKES. Listed at 42/- . OUR PRICE 21/- . P. & P. 1/6.

SPECIAL OFFER! MOVING COIL STICK MIKE. Fitted on/off switch for remote control. High quality. High or low impedance. (State imp. required.) BARGAIN PRICE 30/- . P. & P. 2/6.

MAINS TRANSFORMER. For transistor power supplies. 200-250v. Sec. 400ma. 11/- . P. & P. 2/6. (with electrostatic screen) and 6.3v. at 5 amp. for dial lamps etc. Drop thru mounting. Stack size 1 1/2 x 3 1/2 x 3 1/2in. 27/6. P. & P. 4/6.

MAINS TRANSFORMER. For Transistor power supplies. Pri. 200/240v. Sec. 9.0-9v. at 500ma. 11/- . P. & P. 2/6. Pri. 200/240v. Sec. 12.0-12 at lamp. 14/6. P. & P. 2/6.

MATCHED PAIR OF 2 1/2 WATT TRANSISTOR DRIVER AND OUTPUT TRANSFORMERS. Stack size 1 1/2 x 1 1/2 x 1 1/2in. Output trans. tapped for 3 ohms and 15 ohm output. 10/- pair, plus 2/- . P. & P. 2/6.

10-12 WATT OUTPUT TRANSFORMERS to match pair of ECL86's in push-pull to 3 ohm output. ONLY 11/- . P. & P. 2/6.

PARMEKO 7-10 watt output transformers to match pair of ECL82's in push-pull. Secondary tapped 3-7.5, 7.5 and 15 ohm. Std. size approx. 2 1/2 x 1 x 2in. high. ONLY 12/- . P. & P. 3/-.

10-12 WATT OUTPUT TRANSFORMERS. Size 2 1/2 x 2in. Clamp fitting. For two EL34's in push-pull. State 3 or 15 ohm impedance. 12/6. P. & P. 2/6.

Open all day Saturday
Early closing Wed. 1 p.m.
A few minutes from South Wimbledon
Tube Station

HARVERSON SURPLUS CO. LTD.

170 HIGH ST., MERTON, S.W.19 Tel.: 01-540 9385

SEND STAMPED ADDRESSED ENVELOPE WITH ALL ENQUIRIES

(Please write clearly)
PLEASE NOTE: P. & P. CHARGES QUOTED APPLY TO U.K. ONLY. P. & P. ON OVERSEAS ORDERS CHARGED EXTRA.

THE 'CLUBMAN'

J. THORNTON-LAWRENCE GW3JGA

continued from the April issue

THE Clubman Mk IV is a further development of the Mk III version, previously described and includes an output stage with built-in loudspeaker. The complete circuit is shown in Fig. 30.

The Output Stage

This stage consists of a single transistor, Tr9, operating in class A and providing approximately 30 milliwatts of audio power to a 2½in. loudspeaker mounted at the left-hand side of the cabinet.

The input to Tr9 is taken from the headphone jack socket J1 and may be replaced with a closed circuit type, if preferred, so that the output stage is disconnected when the headphone jack is inserted, as shown in Fig. 30. With the jack plug removed, input signals are passed to Tr9 base and amplified a.f. signals appearing in the collector circuit are passed through T1 to the loudspeaker. D.C. biasing of Tr9 base is provided by the potential divider R29 and R30, the emitter stabilising resistor is R31. C25 provides extra decoupling of the -9 volt supply.

Two forms of negative feedback are incorporated in the output stage to improve the quality of reproduction. Negative series current feedback is provided by omitting the usual by-pass capacitor across R31, in this way the output signal current develops a signal voltage across R31 and this voltage appears in phase and in series with the input signal. Negative shunt voltage feedback is provided by connecting R29 to the collector of Tr9 instead of to the -9 volt line. The a.f. voltage across the primary of T1

produces an a.f. current through R29 and this is out of phase and in shunt with the input signal.

The output stage is constructed on a small Veroboard panel which is fixed to the chassis by a bracket, identical to those used for fixing the i.f./a.f. panel in the Mk II receiver. The Veroboard panel is 2½ x 1½in. and the layout of components is shown in Fig. 31. To fix T1 to the panel, it is necessary to make a slot between two pairs of holes, so that the mounting tags on the transformer may be passed through the slots and bent over on the reverse side of the panel.

The output stage panel is fixed near to the b.f.o. box, as shown in Fig. 33. The three connecting leads may be connected as follows, chassis to J1 earth, J1 to J1 live and -9V to S2.2.

Loudspeaker Mounting

The loudspeaker is mounted at the left-hand side of the chassis near to the output stage as shown in Fig. 33. It is necessary to make a clearance hole in the chassis, to allow the loudspeaker to sink through, until the magnet is resting on the top of the chassis. With a little care, it is relatively easy to cut out the required shape using an Abrafile and finally finishing off the edge with a small flat file.

The vertical edge of the chassis is left intact and

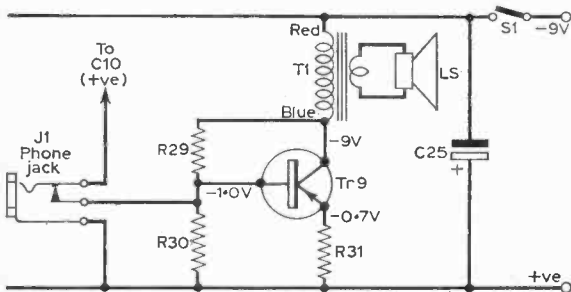


Fig. 30: Theoretical circuit of the output stage.

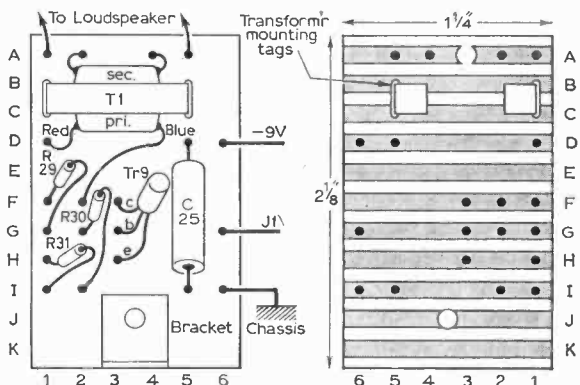



Fig. 31: Veroboard panel layout and connections.

appears across the front of the loudspeaker as shown in Fig. 32. The speaker is fixed to this edge using two clips, fixed with two countersunk 6BA screws and nuts. A piece of speaker fret material is fastened over the front of the speaker to complete the external appearance. Two wires connect the loudspeaker to the output stage panel. It is necessary to cut a $2\frac{1}{8}$ in. diameter hole in the end of the cabinet to "let the sound out" and this is done partly in the top cover.

To mark out the hole, the covers should both be fitted normally to the receiver, the centre of the hole is marked, as shown in Fig. 32. A circle of $2\frac{1}{8}$ in. diameter is then marked on the covers, using a pair of compasses or dividers. The covers are then removed and the



Photograph of the Mk. IV Clubman. A loudspeaker and output stage have been added.

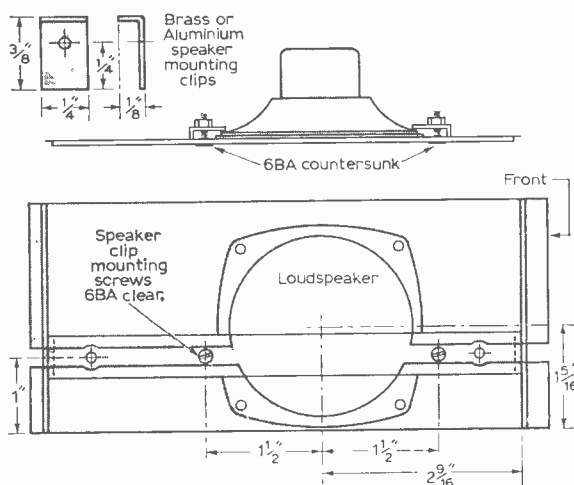


Fig. 32: Sketch showing method of mounting the loudspeaker.

★ components list

Resistors:

R29 15k Ω carbon, $\frac{1}{2}$ W, 10%
 R30 2.2k Ω
 R31 100 Ω

Capacitor:

C25 100 μ F, 15V electrolytic

Transformer:

T1 9:2:1 ratio T/T4 Radiospares

Semiconductor:

Tr9 OC82

Loudspeaker:

$2\frac{1}{2}$ in., 3 Ω

Jack:

J1 Jack (insulated) closed.

Veroboard:

$2\frac{1}{8}$ x $1\frac{1}{2}$ in. 0.2 in. matrix

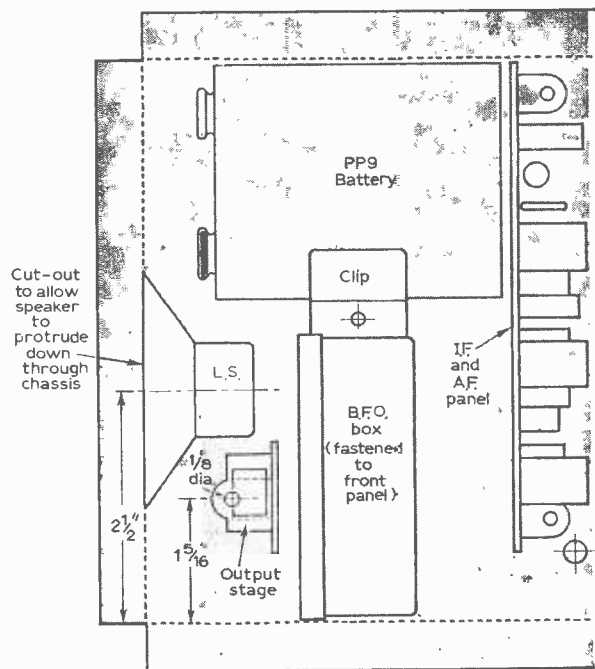


Fig. 33: Layout of the extra stage.

shapes cut away using an Abrafile. The edges should then be smoothed off using a fine half-round file.

Where the covers have previously been covered with plastic Contact or Fablon material, it will probably be necessary to re-cover them completely, as once the plastic material has been stuck to the metal for some time, it cannot easily be removed and re-fitted. Care should be taken to get a good finish when trimming the material around the speaker cut-outs.

This completes the Mk IV version of the Clubman.

TO BE CONTINUED

THE semiconductor diode

BARRY C. FRANCIS

KNOWLEDGE of semiconductors can be traced back as far as Michael Faraday who noticed the negative temperature coefficient of silver sulphide. But it was not until the second world war that the semiconducting properties of silicon and germanium were properly realised. Silicon and germanium occur in group IVB of the periodic table along with tin and carbon, and are similar in that they both possess four electrons in the outer, valence band of their atoms.

An atom consists of a centrally placed nucleus, positively charged, surrounded by negatively charged particles known as electrons. These electrons orbit the nucleus and although they exist in the space outside the latter they are not able to occupy just any old place. They are only permitted to rotate around the nucleus at certain discrete distances which correspond to certain energy levels. Thus to an isolated atom there is assigned a fixed number of energy levels at which its electrons can exist. But atoms do not exist in isolation, and as a result of this the picture is complicated by the fact that the electrons and energy patterns of adjacent atoms influence each other. This means that instead of an electron occupying an energy level associated only with its own nucleus, its energy level is modified

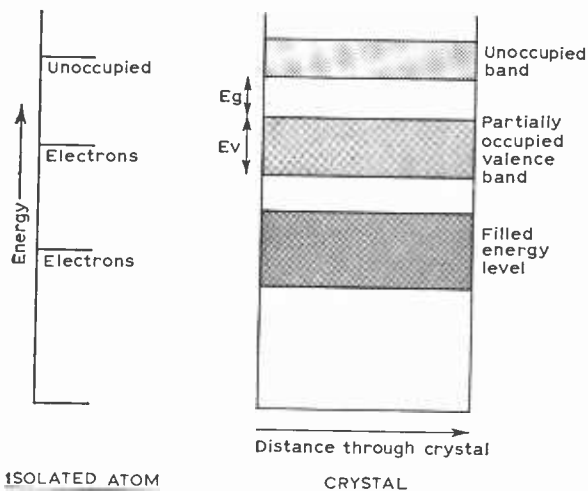


Fig. 1: Electron energy levels and bands.

by the presence of neighbouring atoms. The result of this is that an electron can occupy a band of energies (Fig. 1).

CRYSTAL STRUCTURE

Germanium is a crystalline material, which means that its atoms are arranged in a regular fashion

throughout in a lattice-like structure. Each germanium atom has 32 electrons, of which four are valence electrons. These are the ones that are of importance because it is they that contribute to the electrical properties of a substance. The valence electrons form bonds with the valence electrons of adjacent atoms and it is these bonds that hold the lattice together. The valence electrons occupy the partially filled energy band shown in Fig. 1. Above this band is an energy gap where electrons cannot remain and a conduction band that they can enter if given sufficient energy to surmount the energy gap E_g , Fig. 1. The conduction band is an unoccupied band of energies into which electrons may pass. Obviously an electron at the top of the valence band requires an amount of energy equal to E_g to just scrape into the bottom of the conduction band, while an electron at the bottom of the valence band requires $(E_g + E_v)$ energy in order to scrape into the bottom of the conduction band.

On its own germanium is not a good conductor since in the pure substance (at absolute zero temperature) there are no free electrons available to produce a flow of current. If, however, an impurity that possesses either three or five valence electrons—remember germanium has four—is introduced into germanium during its preparation its conductivity is greatly improved. We must next see how this happens.

DONOR IMPURITY

Consider the situation when a pentavalent atom (i.e. one with five valence electrons) such as antimony has been added. Since the antimony atom has five valence electrons and only four can form valence bonds with the adjacent germanium atoms one is left "unpaired". This is free and can move about the lattice and thus contribute to conduction. One small point here: an atom with all its electrons present is electrically neutral, the charge on the positive nucleus being exactly balanced by the collective negative charge of the electrons. Thus if an electron leaves its parent atom the result is a positively charged atom since the charge on the positive nucleus is greater than the collective negative charge of its electrons. In the above case with antimony when the fifth valence electron leaves the atom it leaves behind a positively charged atom.

An impurity that contributes electrons to a semiconductor in this way is called a donor impurity, since it donates electrons, and because the electrical conduction thus made possible is by means of electrons the doped germanium is referred to as n-type, the n denoting the presence of negative carriers.

STEP UP YOUR EARNINGS

with this complete library of electrical know-how and practice



IT TELLS YOU ALL ABOUT

Installing domestic wiring, regulations, equipment, testing, cables and faults, meters and switchgear, lighting, water heating, space heating, cookers, refrigeration, public address equipment . . .

in fact everything you need to add to your income, to really advance in your work.

You can have this handsomely-bound library of facts, figures, vital theory and day-to-day practice sent to your home to examine free of charge. It will help you understand the many branches of the vast electrical industry from installation work of all kinds, Equipment, Instruments, Motors and Machines, Repairwork, Maintenance and Operation right through to the Generation and Distribution of electricity. And, to make the 2,350 pages of absorbing text crystal clear there are over 2,000 "action" photos and explanatory drawings. In addition you receive a slipcase of 36 large Blueprint charts and sheets of handy data. Plus fascinating colour booklet of transparent pages which peel away to reveal how a Nuclear Power Station is operated.

Leading experts explain in detail
Written by 87 contributors and edited by Dr. G. F. Tagg, one of the most eminent men in Electrical Engineering, this PRACTICAL library is planned to give you the knowledge which would normally take a lifetime to acquire.

PRACTICAL Electrical Engineering

Everything you want to know about:

Installation Methods, Accessories, Installations for Buildings: Commercial, Domestic, etc. Appliance Installation and Maintenance: Water-heaters, Cookers, Master-Clocks, Time Switches, Telephone Systems, Alarm Systems, Motors and Control Gear, Transformers and Rectifiers, Instruments and Electronic Control: Portable, Laboratory, Recording Instruments, Measurements of Power, Supply, Meters, Testing, etc. Electric Welding, Heating and Electro-Plating, Electric Traction, Lifting and Conveying, Maintenance, Testing and Repair: Power Station Work: Modern Generating Station, Maintenance of Turbo-alternators, Central Control, Duties of Shift Control Engineer, Nuclear-power Generating Plant, Hydro-electric, Transmission Engineering: Power Cables, Transformer and Switching Stations, High-voltage Switchgear, Supply Engineering: Public Electricity Supply, Cable-laying and Jointing, Faults, Remote Control.

4 VOLUMES • 24 DATA SHEETS • 12 QUICK-REF BLUEPRINT CHARTS • Nuclear Power Stations Booklet • Free—Electrical Pocket Book (value 10/6)

To: Buckingham Press Ltd., 18-19 Warren Street, London, W.1.
Please send PRACTICAL ELECTRICAL ENGINEERING without obligation to buy if you accept my application. I will return the books in 8 days or post—

Tick (✓) here

- Full cash price of £16, or
- 16/- dep. and 16 monthly payments of 20/-.
- Also send me on 7 days trial

RADIO & TELEVISION SERVICING—3 VOLUMES

If you are under 21 your father must fill up coupon

Full Name (Block letters)	Address	County	Occupation	Signature	Mr. Mrs. Miss
PEE/RV3/3618 (Credit Price £16 16s.)					
Please tick (✓) here		The address on left is my/our property		Rented <input type="checkbox"/>	
				unfurnished <input type="checkbox"/>	
				Furnished accom. <input type="checkbox"/>	
				Temporary address <input type="checkbox"/>	
				If none of the above please answer here	

You can also see on Free Trial Radio & TV Servicing

This great new edition will help to save your time, to boost your earning-power. Packed with CIRCUITS, REPAIR DATA and vital information it covers 800 popular 1965-68 TVs, Radios, Grams, Record Players and Tape Recorders—including latest data on COLOUR TV. Now you can examine this big NEW edition free for a week. 3 handsome volumes — over 1,250 pages. Speeds up repair work for year after year. Tick coupon on right for Free Trial. If kept, 15/- dep. then 16 mth. pymts. of 15/-. Cash in 8 days £12.



Use it FREE FOR 7 DAYS

BENTLEY ACOUSTIC CORPORATION LTD.

Suppliers to H.M. Government

38 CHALCOT ROAD, LONDON, N.W.1

Telephone Primrose 9090

ALL GOODS LISTED BELOW, ACTUALLY IN STOCK, ALL GOODS ARE NEW, BEST QUALITY MANUFACTURE ONLY, AND SUBJECT TO MAKERS' FULL GUARANTEE, PLEASE NOTE THAT WE DO NOT SELL ITEMS FROM USED EQUIPMENT NOR MANUFACTURERS' SECONDS & REJECTS, WHICH ARE OFTEN DESCRIBED AS "NEW AND TESTED" BUT HAVE A SHORT AND UNRELIABLE LIFE.

OA2 5/-	6CW4 12/-	12A77 3/6	90CV 33/6	DW4/350 8/6	EF97 9/-	MU12/14/4/-	TH4B 10/-	W76 3/8	BCY39 5/-	OA95 1/9
OB2 6/-	8D3 1/6	12A78 1/6	90C1 1/6	EF88 9/-	MX40 12/6	TH233 6/6	W77 2/8	BCZ11 3/8	OA82 1/9	OA200 1/9
OZ4 4/3	6I8 3/-	12A79 4/6	150B2 14/6	DW4/500 8/6	EF183 6/3	TP22 5/-	W81M 2/8	BCI07 4/6	OA200 1/9	OA200 1/9
LA3 2/6	6E5 9/6	12A76 5/6	150C2 5/-	DY86 8/6	EF184 6/3	TP25 5/-	W101 26/2	BCI08 3/8	OA202 2/6	OA210 2/6
LA4 12/8	6F1 9/6	12AX7 4/8	161 15/-	DY86 8/6	EH90 7/8	TP2620 7/6	W107 10/6	BCI09 4/6	OA210 2/6	OA210 2/6
LA5 5/-	6F6G 4/3	12AY7 9/9	185BT 34/11	DY87 5/9	EL32 3/6	TP2620 7/6	W729 10/6	BCI13 5/6	OA211 13/6	OA2200 12/-
1A5GT 7/8	6E2 7/6	12B26 5/6	302 16/8	ES00 24/-	EL33 12/-	UAB080 5/3	X24 16/8	BCI15 5/6	OA2200 12/-	OA2200 12/-
1C1 4/9	6F12 3/3	12B27 6/6	303 15/-	ES83 24/-	EL36 8/9	UAF42 9/6	X41 10/-	BCI16 5/6	OA2202 9/6	OA2202 9/6
1C2 7/6	6F13 1/6	12B17 6/6	303 15/-	ES83 24/-	EL36 8/9	UAF42 9/6	X61 6/6	BCI18 4/6	OA2203 9/6	OA2203 9/6
1C3 6/6	6F14 15/6	12B17 6/6	303 15/-	ES83 24/-	EL36 8/9	UAF42 9/6	X64 5/6	BCI19 9/6	OA2203 9/6	OA2203 9/6
1C6 4/9	6F15 10/9	12B27 6/6	306 13/-	EA50 1/6	EL37 16/8	UBC41 6/6	X65 5/6	BCI20 9/6	OA2204 9/6	OA2204 9/6
1C8 10/6	6F16 10/9	12B27 6/6	807 11/9	EA50 1/6	EL41 9/6	UBC81 6/6	X66 7/6	BCI21 9/6	OA2205 9/6	OA2205 9/6
1D5 8/6	6F18 6/6	12B27 6/6	807 11/9	EA50 1/6	EL42 7/6	UBF80 9/6	X763 7/9	BCI22 5/6	OA2206 9/6	OA2206 9/6
1D6 9/6	6F23 11/6	12K7GT 3/6	1821 10/6	EAC91 3/3	EL41 8/6	UBF89 5/9	X81M 29/1	BCI23 5/6	OA2207 10/8	OA2207 10/8
1FD1 0/-	6F24 10/-	12K8GT 7/9	5763 10/-	EAF42 7/6	EL83 6/9	UCP85 6/9	X101 29/1	BCI24 5/6	OA2210 7/6	OA2210 7/6
1FD9 3/8	6F25 10/-	12Q7GT 6/6	7193 10/6	EB34 7/6	EL84 4/6	UCP88 10/6	X109 26/1	BCI25 5/6	OA2213 1/9	OA2213 1/9
1G6 6/-	6F28 10/6	12R7GT 2/6	7475 2/6	EB41 4/9	EL85 7/6	UCP89 9/9	Y63 5/6	BCI26 5/6	OA2214 1/9	OA2214 1/9
1H5GT 7/6	12R9 7/6	12R7GT 2/6	A183A 20/-	EB41 4/9	EL85 7/6	UCP89 9/9	Y63 5/6	BCI27 5/6	OA2215 1/9	OA2215 1/9
1L4 2/6	6G6G 2/6	12R7GT 2/6	AC/PCN 14/-	EB41 4/9	EL85 7/6	UCP89 9/9	Z63 4/8	BCI28 2/6	OA2216 1/9	OA2216 1/9
1LD5 5/-	6H6GT 1/6	12R7GT 2/6	AC/PCN 14/-	EB41 4/9	EL85 7/6	UCP89 9/9	Z63 4/8	BCI29 2/6	OA2217 1/9	OA2217 1/9
1LN6 4/6	6J6G 3/6	12R7GT 2/6	AC/PCN 14/-	EB41 4/9	EL85 7/6	UCP89 9/9	Z63 4/8	BCI30 2/6	OA2218 1/9	OA2218 1/9
1N6GT 7/9	6J6GT 4/9	12R7GT 2/6	AC/PCN 14/-	EB41 4/9	EL85 7/6	UCP89 9/9	Z63 4/8	BCI31 2/6	OA2219 1/9	OA2219 1/9
1P1 0/-	6J6 3/6	12R7GT 2/6	DD 19/6	EB41 4/9	EL85 7/6	UCP89 9/9	Z63 4/8	BCI32 2/6	OA2220 1/9	OA2220 1/9
1P10 4/9	6K7G 7/6	12R7GT 2/6	DD 19/6	EB41 4/9	EL85 7/6	UCP89 9/9	Z63 4/8	BCI33 2/6	OA2221 1/9	OA2221 1/9
1P11 5/6	6K7GT 8/6	12R7GT 2/6	DD 19/6	EB41 4/9	EL85 7/6	UCP89 9/9	Z63 4/8	BCI34 2/6	OA2222 1/9	OA2222 1/9
1R5 4/9	6K8GT 5/-	12R7GT 2/6	DD 19/6	EB41 4/9	EL85 7/6	UCP89 9/9	Z63 4/8	BCI35 2/6	OA2223 1/9	OA2223 1/9
1R4 4/9	6K7G 1/3	12R7GT 2/6	DD 19/6	EB41 4/9	EL85 7/6	UCP89 9/9	Z63 4/8	BCI36 2/6	OA2224 1/9	OA2224 1/9
1R5 3/6	6K7GT 4/6	12R7GT 2/6	DD 19/6	EB41 4/9	EL85 7/6	UCP89 9/9	Z63 4/8	BCI37 2/6	OA2225 1/9	OA2225 1/9
1T2 34/11	6L7G 12/6	12R7GT 2/6	DD 19/6	EB41 4/9	EL85 7/6	UCP89 9/9	Z63 4/8	BCI38 2/6	OA2226 1/9	OA2226 1/9
1T4 2/6	6K8GT 7/6	12R7GT 2/6	DD 19/6	EB41 4/9	EL85 7/6	UCP89 9/9	Z63 4/8	BCI39 2/6	OA2227 1/9	OA2227 1/9
1U4 5/6	6L1 10/-	12R7GT 2/6	DD 19/6	EB41 4/9	EL85 7/6	UCP89 9/9	Z63 4/8	BCI40 2/6	OA2228 1/9	OA2228 1/9
1U5 5/3	6L6GT 7/9	12R7GT 2/6	DD 19/6	EB41 4/9	EL85 7/6	UCP89 9/9	Z63 4/8	BCI41 2/6	OA2229 1/9	OA2229 1/9
2D13C 7/-	6L18 7/6	12R7GT 2/6	DD 19/6	EB41 4/9	EL85 7/6	UCP89 9/9	Z63 4/8	BCI42 2/6	OA2230 1/9	OA2230 1/9
2D21 6/6	6L7G 12/6	12R7GT 2/6	DD 19/6	EB41 4/9	EL85 7/6	UCP89 9/9	Z63 4/8	BCI43 2/6	OA2231 1/9	OA2231 1/9
2X3 3/6	6L9GT 8/6	12R7GT 2/6	DD 19/6	EB41 4/9	EL85 7/6	UCP89 9/9	Z63 4/8	BCI44 2/6	OA2232 1/9	OA2232 1/9
3A4 3/6	6N7GT 7/6	12R7GT 2/6	DD 19/6	EB41 4/9	EL85 7/6	UCP89 9/9	Z63 4/8	BCI45 2/6	OA2233 1/9	OA2233 1/9
3A5 8/-	6P1 12/-	12R7GT 2/6	DD 19/6	EB41 4/9	EL85 7/6	UCP89 9/9	Z63 4/8	BCI46 2/6	OA2234 1/9	OA2234 1/9
3B7 5/-	6P25 12/-	12R7GT 2/6	DD 19/6	EB41 4/9	EL85 7/6	UCP89 9/9	Z63 4/8	BCI47 2/6	OA2235 1/9	OA2235 1/9
3D6 3/9	6P7G 7/6	12R7GT 2/6	DD 19/6	EB41 4/9	EL85 7/6	UCP89 9/9	Z63 4/8	BCI48 2/6	OA2236 1/9	OA2236 1/9
3Q4 5/6	6P28 25/-	12R7GT 2/6	DD 19/6	EB41 4/9	EL85 7/6	UCP89 9/9	Z63 4/8	BCI49 2/6	OA2237 1/9	OA2237 1/9
3Q5GT 6/6	6Q7G 5/-	12R7GT 2/6	DD 19/6	EB41 4/9	EL85 7/6	UCP89 9/9	Z63 4/8	BCI50 2/6	OA2238 1/9	OA2238 1/9
384 4/9	6Q7GT 8/9	12R7GT 2/6	DD 19/6	EB41 4/9	EL85 7/6	UCP89 9/9	Z63 4/8	BCI51 2/6	OA2239 1/9	OA2239 1/9
3V4 5/6	6R7G 5/6	12R7GT 2/6	DD 19/6	EB41 4/9	EL85 7/6	UCP89 9/9	Z63 4/8	BCI52 2/6	OA2240 1/9	OA2240 1/9
4D1 3/9	6R8GT 7/6	12R7GT 2/6	DD 19/6	EB41 4/9	EL85 7/6	UCP89 9/9	Z63 4/8	BCI53 2/6	OA2241 1/9	OA2241 1/9
6R4GY 8/6	6R8GT 7/6	12R7GT 2/6	DD 19/6	EB41 4/9	EL85 7/6	UCP89 9/9	Z63 4/8	BCI54 2/6	OA2242 1/9	OA2242 1/9
5U4G 4/9	6S9GT 7/9	12R7GT 2/6	DD 19/6	EB41 4/9	EL85 7/6	UCP89 9/9	Z63 4/8	BCI55 2/6	OA2243 1/9	OA2243 1/9
5V40 8/-	6H7 3/6	12R7GT 2/6	DD 19/6	EB41 4/9	EL85 7/6	UCP89 9/9	Z63 4/8	BCI56 2/6	OA2244 1/9	OA2244 1/9
5Y3GT 5/8	6H7 3/6	12R7GT 2/6	DD 19/6	EB41 4/9	EL85 7/6	UCP89 9/9	Z63 4/8	BCI57 2/6	OA2245 1/9	OA2245 1/9
523 7/6	6H7 3/6	12R7GT 2/6	DD 19/6	EB41 4/9	EL85 7/6	UCP89 9/9	Z63 4/8	BCI58 2/6	OA2246 1/9	OA2246 1/9
5Z4G 7/6	6H7 3/6	12R7GT 2/6	DD 19/6	EB41 4/9	EL85 7/6	UCP89 9/9	Z63 4/8	BCI59 2/6	OA2247 1/9	OA2247 1/9
6R0L2 12/6	6H7 3/6	12R7GT 2/6	DD 19/6	EB41 4/9	EL85 7/6	UCP89 9/9	Z63 4/8	BCI60 2/6	OA2248 1/9	OA2248 1/9
6A8O 7/6	6H7 3/6	12R7GT 2/6	DD 19/6	EB41 4/9	EL85 7/6	UCP89 9/9	Z63 4/8	BCI61 2/6	OA2249 1/9	OA2249 1/9
6AC7 3/-	6U4GT 9/6	12R7GT 2/6	DD 19/6	EB41 4/9	EL85 7/6	UCP89 9/9	Z63 4/8	BCI62 2/6	OA2250 1/9	OA2250 1/9
6AUS 2/6	6U5G 5/6	12R7GT 2/6	DD 19/6	EB41 4/9	EL85 7/6	UCP89 9/9	Z63 4/8	BCI63 2/6	OA2251 1/9	OA2251 1/9
6A7 5/6	6U7G 7/6	12R7GT 2/6	DD 19/6	EB41 4/9	EL85 7/6	UCP89 9/9	Z63 4/8	BCI64 2/6	OA2252 1/9	OA2252 1/9
6AJS 5/6	6V6G 3/6	12R7GT 2/6	DD 19/6	EB41 4/9	EL85 7/6	UCP89 9/9	Z63 4/8	BCI65 2/6	OA2253 1/9	OA2253 1/9
6AK5 4/9	6V6GT 6/6	12R7GT 2/6	DD 19/6	EB41 4/9	EL85 7/6	UCP89 9/9	Z63 4/8	BCI66 2/6	OA2254 1/9	OA2254 1/9
6AK6 6/-	6X4 3/6	12R7GT 2/6	DD 19/6	EB41 4/9	EL85 7/6	UCP89 9/9	Z63 4/8	BCI67 2/6	OA2255 1/9	OA2255 1/9
6AK8 6/-	6X5GT 3/3	12R7GT 2/6	DD 19/6	EB41 4/9	EL85 7/6	UCP89 9/9	Z63 4/8	BCI68 2/6	OA2256 1/9	OA2256 1/9
6AL5 2/3	6X7G 12/6	12R7GT 2/6	DD 19/6	EB41 4/9	EL85 7/6	UCP89 9/9	Z63 4/8	BCI69 2/6	OA2257 1/9	OA2257 1/9
6AM4 16/6	7A7 12/6	12R7GT 2/6	DD 19/6	EB41 4/9	EL85 7/6	UCP89 9/9	Z63 4/8	BCI70 2/6	OA2258 1/9	OA2258 1/9
6AM5 2/6	7AN7 6/6	12R7GT 2/6	DD 19/6	EB41 4/9	EL85 7/6	UCP89 9/9	Z63 4/8	BCI71 2/6	OA2259 1/9	OA2259 1/9
6AM6 3/3	7B6 10/9	12R7GT 2/6	DD 19/6	EB41 4/9	EL85 7/6	UCP89 9/9	Z63 4/8	BCI72 2/6	OA2260 1/9	OA2260 1/9
6AQ5 4/9	7B7 7/6	12R7GT 2/6	DD 19/6	EB41 4/9	EL85 7/6	UCP89 9/9	Z63 4/8	BCI73 2/6	OA2261 1/9	OA2261 1/9
6AR8 20/-	7C5 40/-	12R7GT 2/6	DD 19/6	EB41 4/9	EL85 7/6	UCP89 9/9	Z63 4/8	BCI74 2/6	OA2262 1/9	OA2262 1/9
6AT6 3/9	7C8 5/6	12R7GT 2/6	DD 19/6	EB41 4/9	EL85 7/6	UCP89 9/9	Z63 4/8	BCI75 2/6	OA2263 1/9	OA2263 1/9
6A16 5/6	7E7 5/6	12R7GT 2/6	DD 19/6	EB41 4/9	EL85 7/6	UCP89 9/9	Z63 4/8	BCI76 2/6	OA2264 1/9	OA2264 1/9
6AV6 5/-	7E7 12/8	12R7GT 2/6	DD 19/6	EB41 4/9	EL85 7/6	UCP89 9/9	Z63 4/8	BCI77 2/6	OA2265 1/9	OA2265 1/9
6B8G 2/6	7V7 5/6	12R7GT 2/6	DD 19/6	EB41 4/9	EL85 7/6	UCP89 9/9	Z63 4/8	BCI78 2/6	OA2266 1/9	OA2266 1/9
6BA6 4/6	7V6 6/6	12R7GT 2/6	DD 19/6	EB41 4/9	EL85 7/6	UCP89 9/9	Z63 4/8	BCI79 2/6	OA2267 1/9	OA2267 1/9
6BE6 4/3	9YW6 8/6	12R7GT 2/6	DD 19/6	EB41 4/9	EL85 7/6	UCP89 9/9	Z63 4/8	BCI80 2/6	OA2268 1/9	OA2268 1/9
6BO6G 20/6	9L2G 8/6	12R7GT 2/6	DD 19/6	EB41 4/9	EL85 7/6	UCP89 9/9	Z63 4/8	BCI81 2/6	OA2269 1/9	OA2269 1/9
6B16 6/6	9D7 7/6	12R7GT 2/6	DD 19/6	EB41 4/9	EL85 7/6	UCP89 9/9	Z63 4/8	BCI82 2/6	OA2270 1/9	OA2270 1/9
6B3E 7/6	10C1 9/6	12R7GT 2/6	DD 19/6	EB41 4/9	EL85 7/6	UCP89 9/9	Z63 4/8	BCI83 2/6	OA2271 1/9	OA2271 1/9
6BQ5 4/6	10C2 12/-	12R7GT 2/6	DD 19/6	EB41 4/9	EL85 7/6	UCP89 9/9	Z63 4/8	BCI84 2/6	OA2272 1/9	OA2272 1/9
6BQ4 7/6	10D1 7/6	12R7GT 2/6	DD 19/6	EB41 4/9	EL85 7/6	UCP89 9/9	Z63 4/8	BCI85 2/6	OA2273 1/9	OA2273 1/9
6BR7 8/-	10D2 11/8	12R7GT 2/6	DD 19/6							

ACCEPTOR IMPURITY

An impurity material the atoms of which have three valence electrons will also increase the conductivity of semiconductor material if introduced into the crystal lattice structure. In this case, however, instead of there being a free electron as in the case of the n-material there appears a gap or *hole* in the crystal lattice structure since germanium atoms, having four valence electrons, form four valence bonds with adjoining atoms in a complete lattice. The hole thus introduced into the crystal lattice structure represents a positive charge—equal to the negative electrical charge which an electron carries—and in fact will attract to it any free electrons that happen to be present. For this reason a trivalent impurity material is termed an acceptor impurity—since it will accept an electron to complete its electron pairing with adjacent atoms in the crystal structure and, since the holes introduced by it represent a positive charge, semiconductor material doped with an acceptor impurity is called p-type semiconductor material.

EFFECT OF IMPURITIES

We must now relate these impurity introductions to the energy diagrams previously described. In the case of the donor impurity the spare electrons contributed have energies just below the conduction band. This means that with a small “push” (in this case a quantity of energy) they will move into the

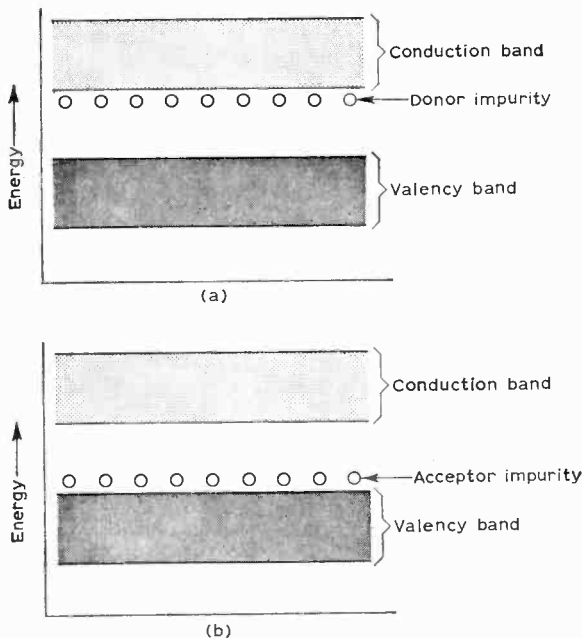


Fig. 2: Energy level diagrams for (a) donor and (b) acceptor impurities.

conduction band and be able to take part in electrical conduction (Fig. 2a). In the case of the alternative acceptor impurity the energy of the holes contributed lies just above the valence band (Fig. 2b). This means that electrons can be easily moved from

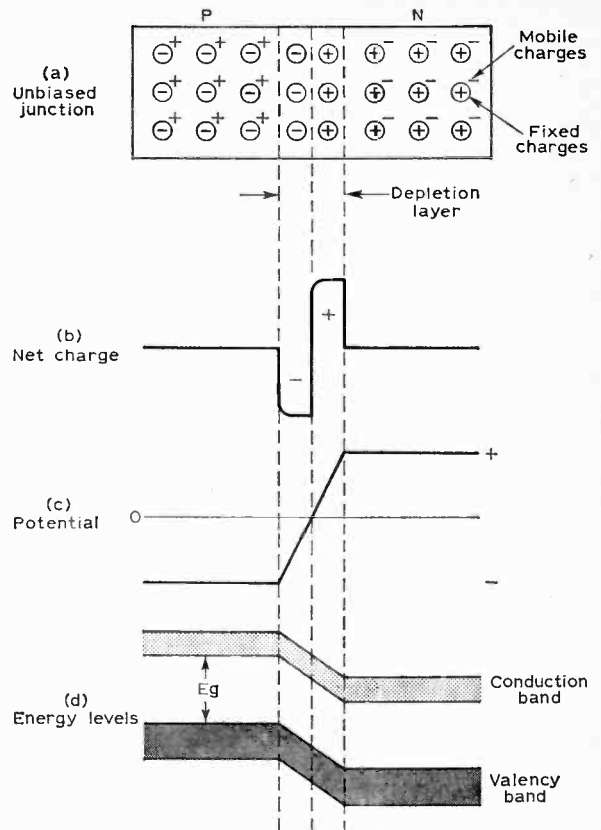


Fig. 3: Unbiased p-n junction characteristics.

the valency band into this level to take part in conduction.

THE P-N JUNCTION DIODE

A diode allows current to flow easily in one direction but not in the other. A semiconductor diode consists of two regions of oppositely doped germanium formed together (Fig. 3). In the p-region we have mobile positive carriers and stationary negative charge centres and in the n-region mobile negative carriers and stationary positive charge centres.

On forming the two regions mobile negative carriers from the n-region travel across the junction and combine with the positive holes in the p-region, while mobile positive carriers move in the other direction to combine with the electrons of the n-region.

This occurs in the region very close to the junction. As can be seen from Fig. 3a all the mobile charges in this region have been eliminated leaving only the fixed positive and negative charges associated with the donor and acceptor atoms. This region next to the junction containing only fixed positive and negative charges is called the depletion layer.

Thus the charge in the depletion layer on the p and n side is as shown in Fig. 3b falling to zero through the rest of the crystal. Fig 3c shows the potential throughout the crystal and it is this that is of importance when considering diode action. In the n-region the potential gradually rises to some positive

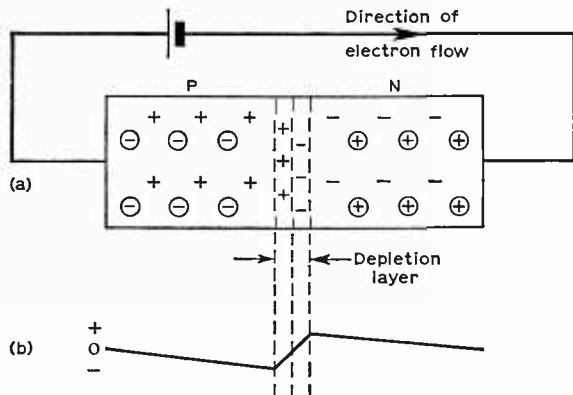


Fig. 4: (a) Forward biased junction. (b) Potential barrier.

value because of the positive charges in the depletion layer, but increases no further than the end of the depletion layer. In the p-region the reverse occurs and a negative potential is set up across this half of the depletion layer.

The energy diagram (Fig. 3d) is interesting: associated with both halves of the depletion layer are conduction and valency bands but these vary across the width of the depletion layer as shown. Notice that the energy gap E_g between conduction band and valency band remains constant. We must next consider the flow of electrons that occurs across the whole crystal if a potential difference is placed between opposite faces of the semiconductor, bearing in mind that (a) the crystal is neither an insulator nor a conductor and (b) a potential difference already exists between its ends (see Fig. 3c).

If the negative terminal of a battery is connected to the n side and the positive terminal to the p side and the voltage is sufficient it will reduce the potential barrier across the junction as shown in Fig. 4. In this case electrons will flow from the negative terminal of the battery via the semiconductor diode to the positive terminal with very little hindrance from the semiconductor. In this condition the diode is said to be forward biased and acts as a

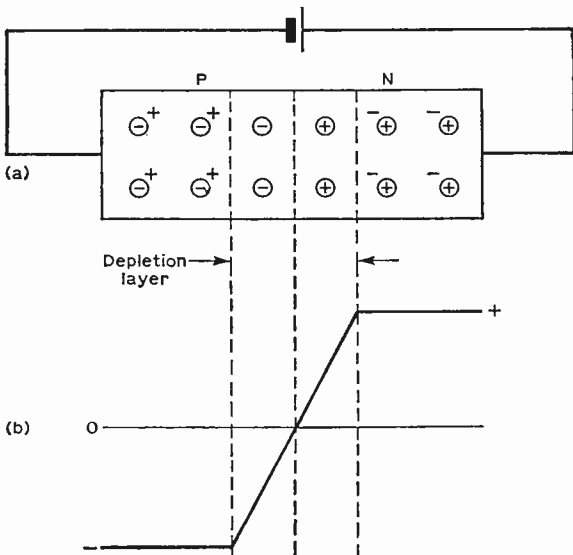


Fig. 5: (a) Reverse biased junction. (b) Potential barrier.

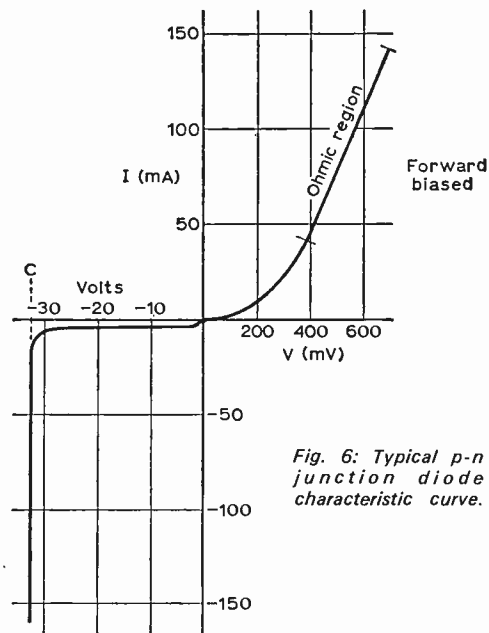


Fig. 6: Typical p-n junction diode characteristic curve.

conductor. The application of the battery in this way drives the free electrons and holes nearer the junction, thus decreasing the size of the depletion layer and making easier the passage of current across the junction.

If, however, the negative terminal of the battery is connected to the p-region and the positive terminal to the n-region, the situation will be reversed and the potential barrier increased as shown in Fig. 5. This means that before electrons can travel from the p to the n-region they have to acquire sufficient energy to surmount this considerable potential barrier and thus under normal conditions no flow of current occurs. The diode is said to be reverse biased, and acts as an insulator obstructing the flow of current.

Thus the diode is a conductor with the applied voltage in one direction and an insulator with the applied voltage in the other.

DIODE CHARACTERISTICS

A typical diode characteristic is shown in Fig. 6, and may be obtained by using the arrangement shown in Fig. 7. With switches A and B in the position shown the diode is forward biased, and in the other position the diode is reverse biased. The variable resistance is used to alter the voltage applied across the semiconductor diode, this being measured on the voltmeter. The corresponding current flowing through the diode is recorded on the ammeter.

Taking first the forward biased case shown in Fig. 6 we see that the relationship between voltage and current is initially curved so that only small increases in voltage are required to produce quite substantial changes in current. This curve is exponential in shape. In the reverse direction it can be seen that a very large voltage has to be applied before any appreciable current will flow, so that up to this point (C) the device can be said to act as an insulator. What happens beyond this point is known

—continued on page 57

DE LUXE PLAYERS

4-Speed Mono Players 2-tone Cabinets 17" x 15" x 8 1/2". High flux loudspeakers and High Quality Amplifiers ready built. Quality output. Volume and Bass controls. Special instructions assembled in 30 minutes, only 5 wires to join. 12 months' guarantee.



ASSEMBLE YOURSELF!

Post 5/6 per item.
PORTABLE CABINET
As illustrated. To fit standard player **69/6**
or autochanger.

RCS AMPLIFIER 3
WATT. Ready made and tested with UCL82 triode pentode valve. **59/6**
and loudspeaker.

SINGLE PLAYERS MONO
Garrard SRP22 £5.19.6
Garrard SP25 £12.19.6
Philips AG1016 £11.19.6
Garrard A.70 £14.19.6
Garrard LAB80 £24.19.6
Garrard 401 £29.19.6
All fitted LP/78 stylus and pickup complete.

SUPERIOR AMPLIFIER.
Ready made and tested. Better sound! Isolated AC Mains transformer. 3 watt output. ECL82 triode pentode valve. Volume and tone controls with knobs. Quality **89/6**
Loudspeakers.

AUTOCHANGERS
BBR Supersair £26.19.6
Garrard 1000 £9.19.6
BBR Transcription UA70 Stereo/Mono £12.19.6
Garrard Stereo/Mono Model 3000 £12.19.6
Garrard AT70 £14.19.6

GARRARD TEAKWOOD BASE W.B.L. Ready cut for mounting 1000, 2000, 3000, SP25, AT60. **75/-**
GARRARD PERSEPC COVER SP25 for W.B.L. 58/-

TRANSCRIPTION TONE ARM with template, two plus-in shells, counterbalance. **OUR PRICE 90/-**
Decca Demar Stereo Diamond Cartridge £4.10.0 extra.
Eagle Stereo Moving Coil Diamond 20-18,000 cps £5.5.

Q MAX CHASSIS CUTTERS

Complete: a die, a punch, an Allen screw and key
1in. 14/9 1in. 15/9 1 1/2in. 18/1 1 1/2in. 20/9 2 1/4in. 37/9
3in. 14/9 1in. 18/1 1 1/2in. 18/6 1 1/2in. 22/8 2 1/4in. 44/9
1 1/2in. 15/6 1 1/2in. 18/1 1 1/2in. 20/- 2in. 34/3 1in. sq. 31/8

PICK-UP ARM Complete with ACOS LP-78 Turnover GP67 and 80/112 2 1/2". ACOS GP67 15/-; B.S.R. TC3 25/-
SPEAKER FRET Tyan various colours. 52in. wide. from 10/- ft.; 28in. wide from 5/- ft. **SAMPLES S.A.E.**
EXPANDED METAL Gold or Silver 12" x 12in. 6/-

FULL WAVE BRIDGE CHARGER RECTIFIERS:
6 or 12 v. outputs. 11 amp. 8/9; 2 a. 11 3/4; 4 a. 17/6.
CHARGER TRANSFORMERS: P. & P. 5/-; Input 200/250 v. for 6 or 12 v., 14 amps., 17/6; 2 amps., 21/-; 4 amps., 30/-

MOVING COIL MULTIMETER TK 25. **49/6**
0-1,000v. A.C./D.C. ohms 0 to 100k. etc.
MOVING COIL MULTIMETER EPPOK. **99/6**
0-2,500v. D.C. 20,000 ohms per volt. 0-1,000v. A.C. Ohms to 6 meg. 50 Microamps (Full list Meters S.A.E.)

NEW MULLARD TRANSISTORS

OC71 6/-; OC72 6/-; OC81D 6/-; OC81 6/-; AF115 8/-; AF114 8/-; OC44 6/-; OC45 6/-; OC171 6/-; OC170 6/-; AF117 6/-; OC28 12/6; AD140 15/-; OC35 15/-; Holders 1/-

REPANCO TRANSISTOR TRANSFORMERS
TT49. Push Pull Driver. 9:1 CT 6/-
TT48. Push Pull Output. CT 3:1 5/-
TT49. Interstage etc. 4-5-1/2- TT52. Output 3 ohms. 20:1 5/-
TRANSISTOR MAINS ELIMINATORS. FAMOUS "POWER MITE". 9 VOLT. SAME SIZE AS PP9 BATTERY. **45/-**
FULLY SMOOTHED. 150mA. **FULL WAVE CIRCUIT**
9 VOLT 500mA POWER PACK Size 5 x 3 1/2 x 2in. 49/6
DITTO TRANSFORMER ONLY. Size 2 1/2 x 1 1/2 x 1in. 10/6

WEYRAD P50 — TRANSISTOR COILS

RA2W 6 in. Ferrite Aerial with Spare Cores 6d.
with car aerial coil. 12/6 Driver Trans. LFDT4 3/6
Ose. P50/AC 12/6 Printed Circuit. P50A1 9/6
LF P50/250 470 5/4 J.B. Tuning Gans. 10/6
3rd I.F. P50/3CC 6/- Weyrad Booklet 2/-
Telescopic Chrome Aerials 6in. extends to 23in. 5/-

VOLUME CONTROLS

Long spindles. Midset Size 5 K. ohms to 2 Meg. LOG or LIN. L/S 3/-; D.P. 5/-; STEREO L/S 10/6. D.P. 14/6. FRINGE LOW LOSS **1/6**
5K. S.P. Edge type, 5/-; Ideal 625 lines yd.

80 Ohm Coax 8d. yd.
SEMI-AIR SPACED CABLE 40 yd. 20/-; 60 yd. 30/-
FRINGE LOW LOSS **1/6**
Ideal 625 lines yd.

COKIAL PLUG 1/-. PANEL SOCKETS 2/-; OUTLET BOXES, SURFACE OR FLUSH 4/6.
BALANCED TWIN FEEDERS 1/- yd. 80 or 300 ohms.
CAR AERIAL PLUGS 1/6; SOCKETS 1/3; LINE SOCKET 2/-

SELMER

TRANSISTOR AMPLIFIER

ONE WATT POWER OUTPUT

Portable Cabinet size 12 x 4 x 8in. fitted 7 x 4in. Speaker. Volume Control. Standard Jack Socket. Uses PP9 Battery. Will increase volume and performance of Transistor Ear, Record Player, Recorders, etc. Ideal for Guitar practice. **OUR PRICE 79/6**
Worth Double! **PRICE 79/6** POST 5/6



RETURN OF POST DESPATCH Minimum Post and Packing charge 2/6. C.O.D. 5/- extra. Full list 1/-

RADIO COMPONENT SPECIALISTS

Written guarantee with every purchase. (Export—send remittance and extra postage, no C.O.D.)

THE E.A.R. RECORD PLAYER CABINET

Strongly built wooden cabinet covered in Blue and Grey leathercloth. Size 18" x 17" x 8in. Motor Board 14 1/2" x 12 1/2". Ready cut out for B.S.R. Monarch VA12/14/15/10/25 decks. Gilt fittings, strong carrying handle. Amplifier space size 14" x 7" x 3in. is completely enclosed. The baffle board is cut out for a 6 1/2in. dia. speaker. Post 5/6 59/6

NEW TUBULAR ELECTROLYTICS
2/350 v. 2/3 100/25 v. 2/-
4/350 v. 2/3 250/25 v. 2/-
8/450 v. 2/3 500/25 v. 4/-
16/450 v. 2/3 8+8/450 v. 3/6
32/450 v. 3/9 8+16/450 v. 3/9
25/25 v. 1/9 18+16/450 v. 4/3
50/50 v. 2/- 32+32/50 v. 4/6
SUB-MIN. ELECTROLYTICS 1, 2, 4, 5, 8, 16, 25, 30, 50, 100, 250 mA. 10V. 1/2; 500, 1000 mA. 10V. 3/8; 2000 mA. 25v. 9/6
CERAMIC. 500 v. 1 PF. to 0.01 mfd. 9d. Discs 1/-

PAPER TUBULARS
350v.-0.1 9d. 0.5 2/6; 1 mfd. 3/-; 2 mfd. 150v. 3/-
500v.-0.001 to 0.05 9d.; 0.1 1/-; 0.25 1/6; 0.5 3/-
1,000v.-0.001, 0.002, 0.0047, 0.01, 0.02, 1/6; 0.047, 0.1, 2/6.
R.H.T. CONDENSERS. 0.001 mfd. 7kV. 6/6; 20kV. 10/6.
SILVER MICA. Close tolerances (plus or minus 4 pF.). 5 to 47 pF., 1/-; ditto 1% 50 to 800 pF., 1/-; 1,000 to 5,000 pF., 2/-
TWIN GANG. "0-0" 208 pF. + 178 pF. 10/6; 365 pF., miniature 10/-; 500 pF. standard with trimmers, 9/6; 500pF. miniature low trimmer, 7/6; 500 pF. slow motion, standard 9/-
small 3-kan 500 pF. 18/9. Single "0" 385 pF. 7/6. Twin 10/-
SHORT WAVE. Single 10 pF., 25 pF., 50 pF., 75 pF., 100 pF., 160 pF., 5/6 each. Can be gased. Couplers 9d. each.
TUNING. Solid dielectric, 100 pF., 300 pF., 500 pF., 5/- each.
TRIMMERS. Compression ceramic, 30, 50, 70 pF., 9d.; 100 pF., 150 pF., 125, 250 pF., 1/6; 600 pF., 750 pF., 1/9

250v. RECTIFIERS. Selenium 4 wave 100mA 5/-; BY100 10/-
CONTACT COILS. 110, 150, 200 pF., 1/6; 600 pF., 1/9
Full wave 75mA 10/-; 150mA 18/6; T.V. rests. from 10/-

'SONOCOLOR' CINE RECORDING TAPE

5" reel, 900 LP with strobe markings also cine light deflector-mirror for synchronisation. Suitable all tape recorders and cine projectors. List 28/-

OUR PRICE 14/-

NEW B.A.S.F. LIBRARY BOXED TAPE

7 in. L.P. 1,800 ft. 45/-; 7 in. D.P. 2,400 ft. 70/-
60 min. Cassette C60 (for Philips, etc.) 17/6
Spare Spools 2/6. Tape Splicer 5/-. Leader Tape 4/6.
Reuter Tape Heads for Collaro models 2 track 21/- pair.

MAINS TRANSFORMERS

250-0-250 80mA. 6.3 v. 3.5 a. 6.3 v. 1 a. or 5 v. 2 a. 30/-
350-0-350 80 mA. 6.3 v. 3.5 a. 6.3 v. 1 a. or 5 v. 2 a. 35/-
MT. 510/300-0-300V. 120mA. 6.3 v. 4 a. 6.3 v. 2 a. 45/-
MINIATURES 200 v. 20 mA. 6.3 v. 1 a. 12/6
MIDGET 220 v. 45 mA. 6.3 v. 2 a. 17/6
SMALL 250-0-250 50 mA. 6.3 v. 2 a. 19/6
HEATER TRANS. 6.3 v. 1 1/2 a. 8/6; 6.3 v. 4 a. 12/6
Ditto tapped sec. 1.4 v. 2, 3, 4, 5, 6.3 v. 1 1/2 amp. 12/6
GENERAL PURPOSES LOW VOLTAGE. Outputs 3, 4, 5, 6, 8, 9, 10, 12, 15, 18, 24 and 30 v. at 2 a. 30/-
1 amp. 6, 8, 10, 12, 16, 18, 20, 24, 30, 36, 40, 48, 60, 35/-
AUTO TRANSFORMERS 0-115-230 v. Input/Output. 60w. 18/8; 150w. 30/-; 500w. 92/6; 1000w. 175/-

CRYSTAL MIKE INSERTS

1 1/2 in. 6/6; ACOS 1 1/2 in. 8/6; BM3 1in. dia. 9/6

MOVING COIL MIKE with Remote Control Switch. 19/6

ALL PURPOSE HEADPHONES

H.R. HEADPHONES 2000 ohms 17/8
H.R. HEADPHONES 8000 ohms Super Quality 35/-
LOW RESISTANCE HEADPHONES, 3-5 ohms 35/-



1968 GRAM CHASSIS

Post 5/-
Three Wavebands: Five Valves: ECH81, EF89, Long. Med., Short, Gram. EBC8, EL84, EZ80.
12-month guarantee. A.C. 200-250 v. Ferrite Aerial 5 watts 3 ohm. Chassis 13 1/2 in. x 7 in. x 5 in. dial size 13 in. x 4 in. Two Pilot Lamps. Four Knobs. 6 d. 4/-
Aligned calibrated Chassis isolated from mains **£10.19**
DE LUXE STEREO GRAM CHASSIS V.H.F. MW. SW 19-50cm. SW 60-180cm. Magic eye, push buttons, **£19.59**
6 valve plus rect. Size 15 x 7 1/2 x 6 in. high.

VEROBOARD 0.15 MATRIX

2 1/2 x 5in. 3/8d 2 1/2 x 3 1/2in 5/2d 3 1/2 x 3 1/2in 3/8d.
EDGE CONNECTORS 16 way 4/-; 24 way 6/-
PINS 36 per packet 3/4d. FACE CUTTERS 7/6d.
S.R.B.P. BOARD 0.15 MATRIX 2 1/2in. wide 6/-
3 1/2in. wide 8d. per lin.; 5in. wide 1 1/2/- per lin. (up to 17 in.)

BLANK ALUMINIUM CHASSIS. 18 s.w.g. 2 1/2in. sides, 7 x 4in., 5/8; 9 x 7in., 6/8; 1 1/2 x 3in., 6/8; 1 1/2 x 7in., 7/6; 1 1/2 x 9in., 9/6; 1 1/2 x 11in., 12/6; 1 1/2 x 14in., 15/-
ALUMINIUM PANELS 18 s.w.g. 12 x 12in., 6/8; 14 x 9in., 5/6; 12 x 8in., 4/6; 10 x 7in., 3/6; 8 x 6in., 2/6; 6 x 4in., 1/6.

THE INSTANT BULK TAPE ERASER AND RECORDING HEAD DEMAGNETISER

200/250 v. A.C. Leaflet S.A.E. Post 35/-



CANCELLED EXPORT SHIPMENT DUE TO DOCK STRIKE!

15" BAKER WOOFERS

20-10,000 cps. Bass Resonance 18-25 cps. Massive Ceramic Ferriferous Magnet. Flux density 15,000 lines. Rated 20 watts, 15 ohm. Overall depth only 6 1/2in. Weight 15lb.



Made to sell at 560

OUR PRICE £11.19.6 Carriage, packing and insurance 10/6.

BAKER GROUP SPEAKERS—POST FREE

'Group 25' 'Group 35' 'Group 50'
12in. 5 gns. 12in. 15in. 15in. 18 gns.
25w. 35w. 8 1/2 gns. 50w. 18 gns.
"BONDAACOUST" CABINET WADDING 18in. wide, 2/6 ft.

E.M.I. Cone Tweeter 3 1/2" square, 3-20kcs/ks, 10w. 17/6.
Quality Horn Tweeters 2-18kcs/ks, 10w. 29/6. Crossover 16/6.
LOUDSPEAKERS: F.M. 3 OHMS, 2 1/2in., 3in., 4in., 5in., 7in., 4in., 15/8 each; 8in., 25/6; 9 1/2in., 18/6; 10in., 30/-; 12in. Double cone 3 or 15 ohm 35/-; 10 x 6in. 30/-; 8 x 5in. 21/-; E.M.I. Double Cone 13 x 8in., 3 or 15 ohm models, 45/-
SPECIAL OFFER! 8 ohm, 2 1/2in., 5in.; 80 ohm, 2 1/2in., 15/6

25 ohm, 5in., 6 x 4in., 35 ohm, 3in., 7 x 4in.

JACK SOCKET Std. open-circuit 2/6, closed circuit 4/6; Chrome Lead Socket 7/6. DIN 3-1 PLS 5-1 PLS 1/6; Lead 3/6; Phone Plugs 1/-; Socket 1/-; JACK PLUGS Std. Chrome 3/6; 2.5mm.; 3.5mm. 1/8; DIN 3-pin 3/6; 5-pin 5/-.

WAVE-CHANGE SWITCHES WITH LONG SPINDLES. 2 1/2-way, or 3 1/2-way, or 3 p. 4-way 4/6 each. 1 p. 12-way, or 4 p. 2-way, or 4 p. 3-way, 4/6 each. Wavechange "MAKITS" 1 p. 12-way, 2 p. 6-way, 3 p. 4-way, 4 p. 3-way, 6 p. 2-way. Prices include click spindles, adjustable stop, spacers, etc. 1 water, 10/6; 2 water, 15/-; 3 water, 19/6. TOGGLE SWITCHES, sp. 2/6; sp. dt. 3/6; dp. 3/6; dp. dt. 4/6

ALL EAGLE PRODUCTS

EAGLE AM TUNER. Med Wave. Transistor **79/6**
Superhet. Ferrite Aerial etc.

EAGLE DE LUXE TAPE SPICES. Cuts, trims joins for editing and repairs. With 3 blades. **17/6**

EAGLE 4 CHANNEL TRANSISTOR MIXER. Add musical highlights and sound effects to recordings. Will mix Microphones, records, tape and tuner with separate controls into single output. **59/6**

EAGLE DYNAMIC MICROPHONE. Impedance 600 ohm/50K. 70-12,000 cps. Universal mounting, stick, hand or stand. Professional quality. **£6.16.0**

EAGLE FM TUNER 88-108 Mc/s 5 Transistor. Ready built. Printed Circuit. Calibrated slide dial **£8.10.0**

EAGLE 3 WATT AMPLIFIER. 4 Transistor Push-Pull Ready built, with volume control. **69/6**
40 PAGE EAGLE CATALOGUE 5/- POST FREE

RADIO BOOKS (Postage 9d.)

High Fidelity Speaker Enclosures and Plans 5/-
Transistor Superhet Commercial Receivers 7/6
Mullard Audio Amplifier Manual 8/6
Radio Valve Guide, Books 1, 2, 3 or 5 5/- each
Practical Radio Inside Out 4/6
Transistor Audio Amplifier Manual Book 1, 3/6; Book 2, 6/-
Shortwave Transistor Receivers 8/6
Transistor Communication Sets 8/-
International Radio Stations List 2/6
Modern Transistor Circuits for Beginners 7/6
Sub-Miniature Transistor Receivers 5/-
Wireless World Radio Valve Data 9/6
At-a-glance valve equivalents 9/6
Valves, Transistors, Diodes equivalent Manual 10/6

RESISTORS. Preferred values, 10 ohms to 10 meg.

1 w. 1 1/2 w. 20% 3d.; 1 1/2 w. 8d.; 2 w. 1/-; 1 w. 10% 6d.
HIGH STABILITY. 1 w. 1% 10 ohms to 10 meg., 2/-
Ditto 5%. Preferred values 10 ohms to 22 meg., 9d.

5 watt 0.5 to 8.2 ohm 3 w. 1/8
10 watt WIRE-WOUND RESISTORS 1/9
15 watt 10 ohms to 6,800 ohms 2/-

10K, 15K, 20K, 25K, 68K, 10W, 3/-

WIRE-WOUND 3-WATT WIRE-WOUND 4-WATT
POTS. T.V. Type. Values STANDARD. SIZE POTS.
10 ohms to 30 K. 3/8. LONG SPINDLE VALUES
Carbon 30 K, to 2 meg., 3/-.
50 OHMS to 100 K. 7/6.

VALVE HOLDERS. MOLDED 9d. CERAMIC 1/- EACH.
SCREENING CANS 1/- VALVE BASE PLUGS 2/8.

SANGAMO 3 inch SCALE METERS 45/- ea.

Various calibrations and movements. 100 Microamp; 1 Milliamp; 50-0-50 Microamp, etc. S.A.E. for list.

BRAND NEW QUALITY EXTENSION LOUSPEAKER

Black plastic cabinet. 20ft. lead and adaptors. For any radio, intercom, tape recorder, etc. x 3 to 15 ohm. **POST 30/-**
Size: 7 1/2 x 6 1/2 x 3. 2/6




CALLERS WELCOME

337 WHITEHORSE ROAD, WEST CROYDON

Buses 133, 68 pass door. S.R. Stn. Selhurst. Tel. 01-684-1665

PEAK-SOUND 8+8W. TRANSISTOR STEREO AMPLIFIER IN KIT FORM

Build this for £9.10.0 (4/6 post). Power Pack Kit £2.10.0 (4/- post). Cabinet (see illustration) 50/- post paid or £14.10.0 the three items post paid. Parts List Booklet and full details 1/6 (free with kit). A.E.I. Circuit of 14 Transistors: 8W per Channel into 3 to 15 ohm Speaker. 50mV input. Ceramic. Crystal Cartridge. Radio Tuner or Output from Tape Recorder may be used. 20 to 20,000 Hz \pm 3dB. Neg. Feed Back 13dB. 12in. \times 3in. high \times 8in. Cabinet. Cir-Kit Board Construction. Bass, Treble and Vol. Controls. for A.C. mains of 200-250V. Bass Cut and Lift; Treble Cut and Lift. Fully built £3 extra. Delivery by return post.




VHF/FM TUNER. 88-102MHz. Self-powered. Valves ECC85, EF89, 6BW7, ECC82, two diodes and metal rect. 8 x 6 x 5 1/2 in. high. Full instruction book, circuit diagrams, etc. 2/6; free with chassis. With front panel and brackets £7.19.8 tax paid and carr. paid. Can be supplied built for £8.17.8.

2 x 4 WATT STEREO AMPLIFIER. Printed circuit. Separate power pack. Metal rectifier. ECC83 and 2-EL84. Negative feedback. Vol., base, treble each channel. Muting switch and on/off. £5.10.0 (7/6 P. & P.).



8 WATT PUSH-PULL OUTPUT AMPLIFIER. 200-250 Volts A.C. EZ80, ECC83, 2-EL84. Bass, treble, vol/on/off. £5.15.0 (7/6 P. & P.). Size 12 x 3 1/2 x 5in. high.




6 TRANSISTOR "SUPER SIX" M.W. and L.W. kit. £4 (5/- P. & P.). Wooden cabinet 11 x 7 1/2 x 3 1/2 in. All parts may be purchased separately. 3 1/2in. 10,000 line speaker, or 7 x 4in. 6000 line.

STEREO AMPLIFIER 2 x 3 watt


200-250v. A.C. Mains. EZ80 and 2 x ECL86. Vol., Tone, Balance controls. With o.p. Trans for 3 ohms. 9 x 3 1/2 in. (plus trans. 2in. extra) 3 1/2 in. high. £6.17.8 (P. & P. 7/6 extra). Three tone grey record player cabinet (by well known manufacturer) taking above amplifier, complete with two 6 1/2 in. speakers (one speaker in removable lid). Size 17 1/2 x 15 1/2 x 7 1/2 in. high. Takes Garrard 1000, 2000, 3000 autochangers. £4.17.8 (plus 7/6 carr.). Complete Stereo Record Player using above equipment 18gns. carriage paid.

TAPE AMPLIFIER FOR MAGNAVOX TAPE DECKS — 2 or 4 TRACK



Chassis 12 1/2 x 5 1/2 x 4 1/2 in. high. Plastic front panel "gold" finish—12 1/2 x 4 1/2 in. 200-250 A.C. Record/Playback amp. switch. On/Off-Tone: Vol./Mic./Vol./Gram; Mic. Input; Gram. Input; Monitor; Speaker Socket. Valves 6BR7; 12AX7; EM84; EL84; 6X4. Separate power pack. Complete amp. and power pack. £8.17.8. (6/- P. & P.). Rexine covered cabinet (tan) 15 1/2 x 17 x 9 1/2 in. high with sloping front for amp.; complete with two 6 1/2 in. speakers, and special adapting brackets for Magnavox Deck 857 (8/- carr.) 3 speed Magnavox 2-track tape deck £10.17.8; 4-track £12.15.0. Complete Recorders (with special compensation) 2-track £29; 4-track £32 (carr. 25/-). Worth £10 more on normal retail prices.

6 PUSH-BUTTON STEREOGRAM CHASSIS



M.W.; S.W.1; S.W.2; V.H.F.; Gram; Stereo Gram. Two separate channels for Stereogram with balance control. Also operates with two speakers on Radio. Chassis size: 15 x 7 x 6 1/2 in. high. Dial silver and black 15 x 3in. 190-350M; 18-51M; 60-187M; VHF 86-100 Mc/s. Valves: ECC83, ECH81, EF89, 2 x ECL86, EM84 and Rect. Price £19.19.0. carr. paid or £5.13.0 deposit and 5 monthly payments of 5/6. Total H.P. price £20.15.8. Cream moulded eucutcheon included.

GLADSTONE RADIO

66 ELMS ROAD, ALDERSHOT, Hants. (2 mins. from Station and Buses). FULL GUARANTEE Aldershot 22240 CLOSED WEDNESDAY AFTERNOON CATALOGUE 6d.

TAPE RECORDERS

A Further Consignment of Tape Recorders NOW IN STOCK—all popular branded makes. Some brand new with manufacturers' operative guarantee and complete in every way, mic., spools, etc. Retail Value from 25 to 70 gns.

Our Price 18 gns. only

Personal collection advised—otherwise p/p 18/6.

W.B. SPEAKERS

We have had a large consignment of this famous speaker—both 3 and 15 ohms., 10in. dia. cone (approx.)—air suspension, 10 watt rating, magnet 10,000 lines gauss, die cast chassis (Gold finish). Offered at a price that cannot be repeated—

3 gns. each only, p/p 5/6
2 for £5.15.0, p/p 8/6

Personal collection advised otherwise immediate dispatch.

ELECTRONIC SALES (Victoria) LTD

17 GILLINGHAM ROW
WILTON ROAD, LONDON, S.W.1
Telephone: VICTORIA 5091

VALVES SAME DAY SERVICE NEW! TESTED! GUARANTEED!

SETS		1R5, 1R5, 1T4, 3S4, 3V4, DAF91, OP91, DK91, DL92, DL94. Set of 4 for 18/6. DAF96, DF96, DK96, DL96, 4 for 25/-.									
02A	4/6	10F1	15/-	DF91	2/8	EF89	5/3	PCL83	9/-	UBL21	9/-
1A5GT	5/-	10P13	10/6	DF96	6/-	EF91	3/6	PCL84	7/6	UCB2	5/-
1A7GT	7/6	12A17	3/8	DH77	4/-	EF92	7/6	PC184	9/6	UCB4	7/6
1H5GT	7/3	12A16	4/6	DH81	12/6	EF183	6/6	ECL86	8/6	UCB5	6/6
1N5GT	7/9	12A17	4/9	DK32	7/9	EF184	6/6	PEN44	6/9	UCF80	8/3
1R5	5/6	12A17	4/9	DK91	5/6	EH90	6/6	PEN36C15U	UCH42	9/9	
184	4/9	12K8GT	7/6	DK92	9/3	EL33	8/9	PFL200	13/-	UCH81	8/6
185	3/9	20P2	10/6	DK95	7/-	EL34	9/6	PL36	9/6	UCH82	7/6
1T4	2/9	30L1	18/9	DL33	6/9	EL41	9/6	PL41	9/6	UCF81	7/6
3A5	8/6	20P1	11/9	DL35	5/-	EL84	4/9	PL82	6/6	UF41	10/6
384	4/9	20P3	14/9	DL92	4/9	EL90	5/-	PL83	7/-	UF80	7/-
3V4	5/9	20P4	17/-	DL94	5/9	EL95	5/-	PL84	8/3	UF89	6/3
504G	4/6	25U4GT11/8		DL96	6/6	EM34	13/9	PL90	13/-	UL41	8/9
5V4G	5/-	30C1	7/-	DY86	5/9	EM80	5/9	PL504	13/6	UL44	20/-
5Y3GT	5/9	30C15	11/6	DY87	5/9	EM81	5/9	PL820	15/-	UL84	6/6
5Z4G	7/6	30C17	12/6	EABC80	6/6	EM84	6/3	PX25	10/6	UY41	7/-
630L2	11/9	30C18	9/-	EAF42	8/6	EM87	7/6	PY32	9/6	UY85	5/9
6AL5	2/3	30F6	12/-	EB91	2/3	EY61	7/-	PY33	9/6	VP48	10/6
6AM6	3/6	30FL1	12/6	EB93	7/-	EY86	6/3	PY80	5/3	VP291	21/-
6B6G	15/-	30F12	11/-	ECC82	4/9	EZ40	7/6	PY81	5/3	Z77	3/6
6AT6	4/-	30L1	6/-	EBF80	6/-	EZ41	7/6	PY82	5/-	Transistors	
6AU6	5/6	30L15	14/-	EBF89	5/9	EZ80	4/6	PY83	5/9	AC107	3/6
6BA6	4/6	30L17	13/-	EC90	2/9	EZ81	4/9	PY88	7/3	AD140	7/6
6BE6	4/3	30P4	12/-	EC81	3/9	K781	8/9	PV80	6/9	AF102	18/-
6B6G	15/-	30P12	11/-	EC82	4/9	K781	15/-	PV801	8/9	AF106	18/-
6BJ6	6/9	30P19	12/-	ECC83	7/-	N78	14/9	R19	6/6	AF116	3/-
6P1	7/9	30P11	12/6	ECC84	5/6	PC86	9/6	R20	12/9	AF117	3/8
6P13	3/6	30P13	14/6	ECC85	4/9	PC88	9/6	TH21C	9/6	AF118	3/-
6P14	9/-	30P14	14/6	ECC80	7/-	PC97	8/6	U25	11/6	AF124	7/6
6E23	12/6	35L6GT	9/-	ECF82	6/9	PC900	9/-	U26	11/6	AF125	7/6
6K7G	6/6	35W4	4/6	ECF86	9/-	PC884	6/1	U47	13/6	AF128	3/6
6K8G	4/3	35ZAGT	5/-	ECH35	6/-	PC889	10/6	U49	13/6	AF127	3/6
6L18	6/-	85A2	7/3	ECH42	10/-	PC8189	9/9	U52	4/6	OC26	5/-
6V6G	3/6	6063	12/6	ECH81	5/9	PCF80	7/-	U78	3/6	OC44	2/9
6V6GT	6/6	A231	9/-	ECH84	6/9	PCF82	6/6	U191	11/-	OC45	3/3
6X4	3/6	B36	4/6	ECL80	6/9	PCF86	9/9	U301	13/6	OC71	3/6
6X5GT	5/9	B29	12/6	ECL82	6/9	PCF800	11/6	U801	18/9	OC72	4/9
7B6	10/9	COH35	9/-	ECL86	8/3	PCF801	7/9	UABC80	6/3	OC75	5/9
7B7	7/-	DAC32	7/3	EF39	3/9	PCF802	9/6	UAF42	7/9	OC81	3/6
7C5	15/-	DAF91	3/9	EF41	9/6	PCF805	9/6	UB41	8/6	OC81D	3/6
7C6	6/9	DAF96	6/-	EF80	4/9	PCF806	11/6	UB41	7/9	OC82	5/9
7H7	5/6	DCC90	8/6	EF85	5/6	PCF808	12/6	UBP80	6/-	OC82D	5/-
7Y4	6/6	DF33	7/9	EF86	6/3	PCL82	7/3	UBP89	6/9	OC170	8/6

READERS RADIO

85 TORQUAY GARDENS, REDBRIDGE, ILFORD, ESSEX. Tel. 01-550 7441

Postage on 1 valve 9d. extra. On 2 valves or more, postage 6d. per valve extra. Any Parcel Insured against Damage in Transit 6d. extra.

THE SEMICONDUCTOR DIODE

—continued from page 54

as the avalanche effect, but for the moment it can be seen that provided the diode voltage is kept below point C it will perform as required.

The fact that a small current flows in the reverse biased condition before point C is reached may seem to conflict with the theory outlined earlier concerning potential barriers. However there is quite a simple explanation. In order for an electron to take part in conduction it has to enter the conduction band and to do this it has to obtain an amount of energy (E_g , Fig. 1) to lift it out of the valency band. Sufficient energy is provided for a few electrons to do this by heat that is transferred to them from outside the crystal. Ordinary room temperature is enough to impart sufficient energy to allow a few electrons to cross into the conduction band, and this gives rise to the small amount of current that flows even when a semiconductor diode is reverse biased.

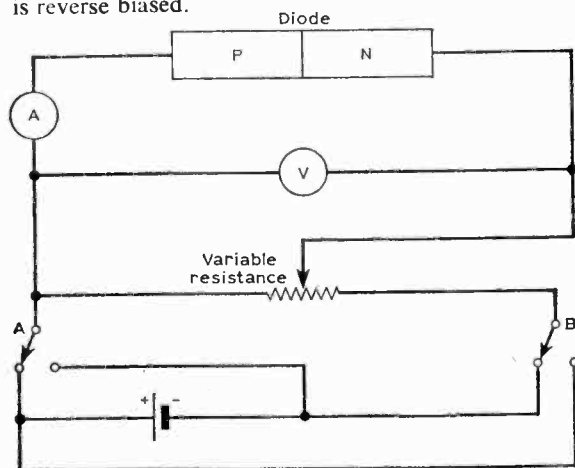


Fig. 7: Circuit for plotting diode characteristics.

The reason for the sharp change that occurs at point C in the reverse characteristic is that at this point—usually known as the zener voltage or reverse breakdown voltage—the potential is such that the electrons forming the “reverse current” are travelling at very high velocity. The result is that a considerable number of electron collisions occur, resulting in a rapidly increasing number of electrons being separated from their parent atoms—in short, an avalanche effect takes place.

As light is a form of energy its effect on a pn junction is similar to that of heat, i.e. exposure of a biased pn junction to light gives rise to a flow of current proportional to the strength of the illumination. This effect, known as photoconduction, is made use of in photocells and phototransistors.

Another feature of the pn junction that is of practical use is the junction capacitance. Since the depletion layer in the reverse biased condition has very few charge carriers while the p and n regions on either side are conductors, the device is akin to a capacitor; and since the width of the depletion layer is proportional to the bias applied across it this junction capacitance is inversely proportional to the bias. Consequently we have a device that can be used for frequency stabilisation in oscillator circuits.

THE MW COLUMN

THERE is little DX news this month since the generally poor conditions of this season have continued. But readers should note that the seasonal change in propagation which occurs around March-April might well help matters and, in particular conditions should be more favourable for signals coming from South and Central America. This could well provide an opportunity to log a few of the more difficult ones from these parts and the chances can be assessed by the reception of the more likely ones to come through. Some to look for are CMCN (550kc/s); HJHJ *Radio Libertad* (610); *La Voz de la Victor*, Costa Rica (625), HBJJ *La Voz de Santa Marta* (640); YVLH *Radio Giradot* (650); CMCH Havana (770); CMCA Havana (830); HJKC *Emisora Nuevo Mundo* (850); YVLW *Radio America* (890); YVRQ *Radio Aeropuerto* (910); YVNZ *Radio Calendario* (1020); 4VEF Haiti (1035); YVQJ *Radio Barcelona* (1080); WUNO Rio Pedras P.R. (1320); WIVV (1370).

Reception from Asia sometimes improves around this time of year, notably from the India/Pakistan region, so keep an ear open for stations such as Lahore (630), Quetta (750), Indore (650), Vijayawada (840), Ahmedabad (850), Sambalpur (860), Lucknow (910), Raipur (980), Rajkot (1070), Sangli (1250) and others. The North Regional stations sign-on at 0130, 0200 and 0330, West Regional stations at 0130 and 0230, East Regional stations 0130 and 0200, South Regional stations 0130, most of them starting off with news in English.

The fact that GMT has now disappeared completely is rather unfortunate for MW work, since it now means that everything starts an hour later all the year round instead of only during the summer months. This has been taken care of in the above times for the Indian stations. (Note: I have sometimes heard Indian stations on the air before the scheduled sign-on times, so it is still worth while listening around on their frequencies earlier than the times listed—*Editor*.)

Among the oddments of news this month is a report that Malta on 1241 has stopped transmitting. CJRS is a new Canadian on 1510 with 10kW. CKOC on 1150 has pushed up its power to 10kW.

Some of the items noted this month have been Tanzania on 638, Dakar on 764, *Radio Carve* Montevideo (850), LR3 *Radio Belgrano* Buenos Aires (950), CKBW Bridgewater (1000), LR1 *Radio el Mundo* (1070), YVQT *Radio Carupana* (1110). Glyn Morgan has a tentative logging of Saudi Arabia on 647 and Johannesburg on 1286 at 0220.

ALISTAIR WOODLAND

BUILD THESE PROJECTS

- ★ TRANSISTOR CURVE TRACER ★
- ★ ELECTRONIC CYMBALS ★
- ★ BOAT ALARM ★

in

PRACTICAL ELECTRONICS

May issue on sale APRIL 16—2/6d.

J. McCARTHY

describes

A METHOD OF REPETITIVE MORSE BROADCASTS

THIS article describes a circuit which can be used to send automatic Morse transmissions of a repetitive nature. For example, to transmit manually: CQ CQ CQ de G3ABC several times and receiving no reply is not only frustrating but tiring. Using the circuitry to be described, the "CQ" calls may be automatically broadcast, leaving the operator completely free during the period of transmissions. The equipment used would probably be readily available in the "ham's" shack, and the small amount of additional circuitry required can be built in an evening. The equipment required is: a tape recorder; transmitter, preferably with automatic break-in facilities (when the key is up, the receiver is automatically un-muted); a simple two-transistor switch; a controllable tone source.

PICK-UP

In the author's case, hum was picked up using a conveniently available metal bed. The Morse key's back-contacts shorted the tape recorder's input to earth when the key was released. When, however, the key was depressed, the hum from the bed was fed into the recorder's input. If a less barbarian method is preferred, a tone source may be constructed, but this is left to the amateur's choice. The equipment is used as follows:

SOURCE

The call, for example as above, is recorded on the tape recorder using the tone source and the Morse key. The call is thus recorded on tape. The call is then played back when required into the switch, which keys the transmitter. At the end of the call, the receiver is automatically activated, and

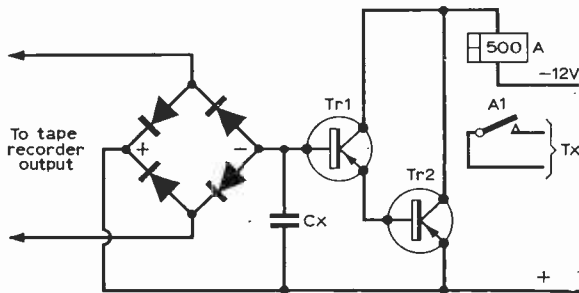


Fig. 1: Two transistors wired in a super-alpha configuration receive impulses from the tape recorder via the bridge rectifier made up from the four diodes.

the tape can be either wound back, or turned over in order to use the other track which would be recorded in the same way. Another possibility with a 1½ in recorder would be to use an endless tape spilling into a conveniently positioned rubbish bin. This, too, is left to the individual constructor.

If the transmitter lacks break-in facilities, a modi-

fication can be made to the transistor switch. The circuit of the switch is given in Fig. 1. As will be seen, the tape recorder's loudspeaker is muted, and a suitable resistor (3 or 5Ω) wired across the input of the switch. The smoothing capacitor, Cx, is dependent on the speed of Morse required; it must be great enough to prevent relay chatter, but not so great as to blur the Morse characters. The value should be found by experiment, 0.1μF being a reasonable starting value. The two transistors, which

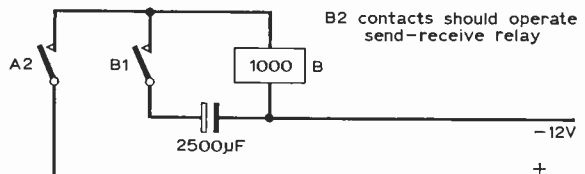


Fig. 2: Using an extra relay to facilitate break-in working. The electrolytic used to slug the relay might need to be varied in value dependent upon morse speed.

were two red-spot surplus types, are connected in a "super-alpha" configuration, and operate the switch's own relay, which should be a high-speed type. The contacts on the relay are used to key the transmitter. The four diodes are ordinary germanium "crystal" diodes.

The chassis used for the construction of the switch was a piece of paxolin—1½ x ¾ in., to which the wiring was actually stitched, using a large needle, thin wire, and a sewing machine (no kidding). More conventional methods, such as Veroboard are, of course, suitable. The whole was constructed within a metal box roughly 3 x 3 x 2 in.

BREAK-IN

If a transmitter is used which does not have break-in facilities, then an extra relay is used which is switched on by the A relay, but is rendered slow-to-release by the large electrolytic in parallel with it. This second relay, the B relay, should be connected to the transmitter in such a way as to switch on the transmitter at the first Morse character, and to hold on the transmitter till shortly after the last character. If the Morse is excessively slow, trouble will probably arise due to this relay energising, and releasing, between each letter, and the value of the electrolytic should be increased.

The supply for the switch is 12 volts which was obtained in the author's case from a transistor radio power supply unit. Alternatively, the tape recorder or transmitter may be persuaded to supply the required voltage. ■

**ILIFFE
BOOKS**

Radio and Electronic Data Handbook

by G. R. WILDING

This book fulfils two aims: First it provides a complete short course in basic electronics, with worked examples throughout, to give real insight into the functioning of Radio, Television and Electronic circuits. Secondly, a new style of presentation permits rapid reference to concise but complete explanations of every subject from Ohm's Law to Transistor Output Stages. With a wide background of both teaching and practical experience, the author finds that a knowledge of basic theory, so vital for examinations and for practical design and rapid fault diagnosis, often presents students and technicians with the greatest difficulty. A new format has been adopted, therefore, both for maximum learning impact and to crystallise textbook coverage into separate, easily assimilable sections that more than amply cover all practical requirements. Mathematics are reduced to the minimum, assume no special knowledge, and are always fully explained step by step. 149 pp. illustrated. 17s. 6d. net. 18s. 4d. by post.

obtainable from leading booksellers

ILIFFE BOOKS LTD.
42 RUSSELL SQUARE, LONDON, W.C.1

CONCORD RECORDING TAPES

3 in. Std. ..	3/11	5 in. D.P. ..	15/-
3 in. L.P. ..	4/11	5½ in. L.P. ..	15/-
3½ in. T.P. ..	12/6	5½ in. D.P. ..	19/6
5 in. Std. ..	10/-	7 in. L.P. ..	18/-
5 in. L.P. ..	12/6	7 in. D.P. ..	22/6

These tapes are top quality and not cheap sub-standard. Post 1/6 per tape. Post free on 4 tapes or more.

TRANSISTORS at bargain prices!

OC22 9/6	OC77 4/6	AC127 3/6	BCY34 5/9
OC23 10/-	OC78 4/-	AC128 3/6	BCY38 5/9
OC25 9/-	OC78D 4/-	AD140 10/6	BFY50 5/9
OC26 9/6	OC81 3/6	AF114 5/3	BFY51 4/6
OC28 10/-	OC81D 3/6	AF115 5/-	BFY52 5/9
OC30 10/-	OC82 3/6	AF116 5/-	BYZ12 5/3
OC35 12/6	OC82D 3/6	AF117 4/6	BYZ13 5/9
OC36 12/6	OC84 5/6	AF118 4/-	BYZ16 10/-
OC38 12/6	OC123 5/-	AF119 4/-	GET103 4/6
OC44 3/6	OC169 4/6	AF125 4/6	GET113 4/6
OC45 3/6	OC170 4/6	AF127 4/6	GET116 7/6
OC46 4/-	OC171 4/6	AFZ12 6/6	GET887 5/-
OC70 3/6	OC172 4/6	BCY10 5/3	GET889 5/-
OC71 3/6	OC200 7/6	BC107 8/3	GET890 5/-
OC72 3/6	OAB1 2/6	BCY12 5/3	GET897 5/-
OC75 3/6	AC107 6/6	BCY33 5/-	GET898 5/-
OC76 4/-	AC126 3/6		

C.W.O., P. and P. 9d. per order

Send 3d. Stamp for complete transistor list

Moordown Radio Ltd.

941 WIMBORNE ROAD, BOURNEMOUTH
Tel. 59866



TECHNICAL TRAINING

*in radio television
and electronics*

Whether you are a newcomer to radio and electronics, or are engaged in the industry and wish to prepare for a recognized examination, ICS can further your technical knowledge and provide the specialized training so essential to success. ICS have helped thousands of ambitious men to move up into higher paid jobs—they can help you too! Why not fill in the coupon below and find out how?

Many diploma and examination courses available, including expert coaching for:

- Institution of Electronics & Radio Engineers
- C. & G. Telecommunication Techns' Certs.
- C. & G. Electronic Servicing
- R.T.E.B. Radio/T.V. Servicing Certificate
- Radio Amateurs' Examination
- P.M.G. Certs in Radiotelegraphy
- General Certificate of Education, etc.

Examination Students coached until successful

NEW SELF-BUILD RADIO COURSES

Learn as you build. You can learn both the theory and practice of valve and transistor circuits, and servicing work while building your own 5-valve receiver, transistor portable, and high-grade test instruments, incl. professional-type valve volt meter—all under expert tuition. Transistor Portable available as separate course.

POST THIS COUPON TODAY

for full details of ICS courses in Radio, T.V. and Electronics.

INTERNATIONAL CORRESPONDENCE SCHOOLS

Dept. 171, Intertext House, Parkgate Road, London, S.W.11

Please send me the ICS prospectus—free and without obligation.

(state Subject or Exam.).....

NAME.....

ADDRESS

5/68

INTERNATIONAL CORRESPONDENCE SCHOOLS

JOHN'S RADIO

OLD CO-OP, WHITEHALL ROAD, DRIGHLINGTON, BRADFORD




LARGE QUANTITY OF SARAH V.H.F. TRANS RECEIVERS

AVAILABLE FOR IMMEDIATE EXPORT

General Information. This set is normally carried in the life jacket of Airmen. It is a complete miniature light-weight radio Trans/Receiver, which is used to give a Beacon plus two way speech communication in the event of finding themselves in the sea. It comprises a Transmitter-Receiver, a speech unit, a coding unit and a power supply either Battery or Transistor. These three items are permanently interconnected and all units are completely sealed and water tight using a combined speaker/mike. Press to talk or listen buttons, fold up aerial, a total of three valves are used, power required 6-3 volts LT 90 volts and 435 volts D.C. HT. Frequency 24.3 Mc/s. Transmitter output pulse power. Beacon 15 watts, Talk 3 watts. SUPPLIED IN MAKER'S BOXES in Grade 1 condition singly at 45/-, post 5/- with circuit. New batteries if available 7/6 each.


B44MKIII TRANSRECEIVERS

We have a few of these V.H.F. 12 valve transreceivers operating on 3 switched channels between 60 Mc/s-95 Mc/s complete with all 6 crystals, headphones, mike, mobile aerial and dipole aerial, all connectors plus alloy tripod for mounting the set on. Power input 12V D.C., TX output 3 watts, internal speaker (all valves BGT). All air tested O.K. Supplied in good grade 2 condition at £10.0.0. each, carr. 30/-. Also available in matched pairs £25 per pair, carr. 30/- tested.



TRANS/RECEIVER TWO TWO


This is one of the latest releases by the govt. of an extremely recent R/T set covering 2-8 Mc/s in two switched bands, containing 13 valves (3 EL32s in TX output) which can be used for Morse CW or R/T. Also has netting trimmer, BFO, RF and AF controls, switched meter for checking all parts of set, size 17 x 8 x 12in. Power required: LT 12V D.C., HT 325V D.C. Supplied brand new and boxed with headphones and mike also two spare valves and circuit of set. Few only at £5.10.0, carr. 30/-. New plug in power supply made by us for either 12V D.C. input £3.10.0 or 200/250V A.C. £3.17.8.



FAMOUS ARMY SHORT-WAVE TRANSRECEIVER MK.III

This set is made up of 3 separate units: (1) a two valve amplifier using a 6V6 output valve; (2) (some only, not built in the very latest models) a V.H.F. transceiver covering 229-241 Mc/s using 4 valves; (3) the main short wave transmitter/receiver covering in two switched bands, just below 2 Mc/s-4 1/2 Mc/s, and 4 1/2 Mc/s-8 Mc/s (approx. 160-37.5 metres) using 9 valves. For R.T., C.W. and M.C.W. The receiver is superhetrodyne having 1 R.F.

stage, frequency changer, two I.F. (465 Kc/s) signal detector, A.V.C. and output stage. A B.F.O. included for C.W. or single side-band reception. T.X. output valve 807, other valves octal bases. Many extras, e.g. netting switch, quick flick dial settings, squeeze etc. Power requirements LT 12 volts, HT receiver 275 volts D.C. HT transmitter 520 volts D.C., size approx. 17 1/2 x 7 1/2 x 11ins. Every set supplied in new or as new condition in carton with book including circuits, only £4.10.0. or Grade 2 slightly used 50/-. Grade 3, used but complete, 35/-. Carr. ALL 15/-. WE MAKE A MAINS 200/250 VOLT POWER UNIT in louvered metal case to plug direct into set power socket to run (1) receiver, 70/-, post 5/-, (2) TX and RX, 28.10.0, post 7/6. (3) 12 volt D.C. P.U. (original). FAIR CONDITION, 40/-, Carr. 5/-. A charge of 10/- to unpack and test the receiver of these sets is made only if requested. Headphones and Mike 15/-, new and boxed.




V.H.F. TRANSRECEIVER MK. I/I

This is a modern self contained tunable V.H.F. low powered frequency modulated transceiver for R.T. communication up to 8-10 miles. Made for the Ministry of Supply at an extremely high cost by well known British makers, using 15 midget B.G. 7 valves, receiver incorporating R.F. amplifier. Double superhet and A.F.C. Slow motion tuning with the dial calibrated in 41 channels each 200 Kc/s apart. The frequency covered is 39 Mc/s-48 Mc/s. Also has built-in Crystal calibrator which gives pipe to coincide with marks on the tuning dial. Power required LT 4 1/2 volts, HT 150 volts, tapped at 90 volts for receiver. Every set supplied complete with valves and crystals, New in carton, complete with adjustable whip aerial, and circuit. Price £4.10.0, carriage 10/-.

AMATEUR RADIO CHAS. H. YOUNG LTD.

MIDLAND AGENTS FOR **EDDYSTONE** Receivers & Components



EDDYSTONE EC10

Sensational ALL-TRANSISTOR Communications Receiver, for use in the home, caravan, car or boat, etc.

List Price £53 H.P. Facilities—Part Exchanges

Write for brochure & full details.

170-172 CORPORATION STREET
BIRMINGHAM 4

Telephone: 021-236-1635

★ CA 3020 (LINEAR I.C.) WIDE-BAND AMPLIFIER

COMPLETE WITH DATA SHEET 33/- EACH

ALUMINIUM DIECAST BOXES—Approx. dimensions: Type A 4 1/2 x 3 1/2 x 1in. deep at 7/6 each. Type B 4 1/2 x 3 1/2 x 2in. deep at 10/- each.

SUBMINIATURE TAGBOARDS—(1 1/2in. wide). 6-way at 1/3. 18-way at 3/- each.

COAX. SOCKET—Surface mounting, Nylon insulated, 1/3 each.

COAX. PLUG—Belling Lee Type L734. 1/4 each.

RESISTORS—CARBON FILM—1 watt, 5% 10 ohm to 10 Megohm, 3/4d each or 3/3 doz.

CARBON PRESET POTENTIOMETERS—Vertical or Horizontal mounting. 200 ohm to 2 Megohm. (Standard values) at 1/4 each.

MINIATURE CARBON POTENTIOMETERS—1in. dia. x 1/2in. deep; 1/2in. dia. spindle 5 Kohm to 2 Megohm LOG and 5 Kohm to 1 Megohm LIN. at 3/- each or 2/9 each for 4 or more of the same value. (Standard values only).

CAPACITORS—CERAMIC TUBULAR—(Standard Values) 4-7pF—0.01µF 8d each.

CAPACITORS—SILVER MICA—5pF—800pF 1/- each (Standard Values).

CAPACITORS—TANTALUM BEAD—A range of 36 miniature units, with values from 100µF/35v to 0.1µF/35v all values at 4/3 each.

BEEHIVE TRIMMERS—(3—30pF) at 2/6 each.

DIODES—OA70, OA71, OA79, OA81, OA85, OA91, OA200, OA202 at 2/- each.

TRANSISTORS—OC44, 5/8; OC45, 5/4; OC71, 3/9; OC72, 5/4; OC83, 4/-; OC170, 7/8; BC107, 3/11; BC108, 3/3; BC109, 3/11; BC160, 5/-; OC81Z, 10/-; AC127Z, 9/8; B8Y95A, 5/6; NKT212, 4/4; NKT218, 3/11; NKT228, 3/11; NKT271, 3/4; NKT274, 3/4; NKT675, 4/3; NKT773, 4/8; 2G302, 4/-; 2G371, 2/10; 2N706, 3/9; 2N697, 6/-; 2N3053, 6/9; 2N3638, 5/6; 2N3702, 3/9; 2N3703, 4/-; 2N3704, 5/-; 2N3705, 4/6; 2N3706, 3/9; 2N3707, 4/8; 2N3708, 3/4; 2N3709, 3/8; 2N3710, 3/8; 2N3711, 4/3; 2N3819(FET), 14/3; 2N3820(FET), 20/-; 2N2646(UJT), 10/6; BRY39(SCS), 10/6; A WIDE RANGE OF OTHER TYPES ARE IN STOCK, INCLUDING 2N2926 SERIES—All groups at 3/3 each (or, 2/6 each in multiples of 5).

Postage and packing is charged at 1/- in the £ (Minimum of 2/- per order).

M. R. CLIFFORD & COMPANY (COMPONENTS DEPT.),

209A, MONUMENT ROAD, EGGASTON, BIRMINGHAM, 16.

Terms: C.W.O. (or C.O.D.—over £3 only)

Tel.: 021-454-6515

LETTERS

The Editor does not necessarily endorse the views expressed by correspondents.

Oh, so slow!

Your March Editorial dealing with the warning of amateurs who transmit their call-signs faster than the prescribed maximum of 12 w.p.m. is a timely one. So far as I know no other periodical has spoken out on the subject, and I think I am right in saying that no official reason was ever given for lowering the acceptable maximum speed from 20 to 12 w.p.m. One club to which I belong has for some time been concerned at the seeming persecution of progressive c.w. operators and its newsletter has commented greatly on this.

From its membership it has been established that the following countries do *not* find it necessary to restrict the sending of call-signs to 12 w.p.m.: Australia, Belgium, Brazil, Bulgaria, Canada, Denmark, Finland, East and West Germany, Italy, Netherlands, Nicaragua, Norway, Poland, South Africa, Sweden Switzerland and USA.

Why, then, do the UK authorities see fit to impose such a backward step on British amateurs?

As for the reason some amateurs find themselves in trouble, perhaps the GPO has left us to our own devices for so long (my station has not been inspected for 15 years) we think they will never enforce any regulation. What a pity the station inspectors only show any interest when TVI or BCI are reported. An occasional, but unexpected visit would do much to keep the standard of equipment, operating and log-keeping up to scratch.

However, regulations are regulations, and it would be as well for all amateurs to re-read their licences, especially the sections limiting the operating of stations to qualified persons *only*, the sending of the station call-sign, at not more than 12 w.p.m., at the beginning and end of each "over", on changing frequency and every 15 minutes, when transmissions exceed that length of time and the ban on "Third Party" messages.

Until such time as the GPO re-adopt the more realistic 20 w.p.m., we c.w. operators can only hope that equal notice will be taken of "Joe", "Fred" and "Tom", all s.s.b. users, who seem to have forgotten they were ever issued with call-signs.—**F. Allan Herridge, G3IDG (Hampshire).**

A dig at Ed.

Your Topic of the Month for March refers to the fact that the Radio Services Department has been sending letters of complaint to amateurs who have been sending their call-signs faster than 12 w.p.m.

You refer to this as "petty niggling by the GPO", and say you cannot understand "why it should suddenly become necessary to throw the book at operators."

Before you put your big feet any deeper in the mire let me invite you to read my AMATEUR (SOUND) LICENCE A which has been drawn up in accordance with the WIRELESS TELEGRAPHY ACT, 1949. Section 9(2) reads: "The call-sign, which may be sent either by morse telegraphy at a speed not greater than 12 words per minute or by telephony . . ."

In short, you are knocking the GPO for insisting that amateurs operate within the terms of their licence.

Just watch it, Ed. or you'll end up in the Tower—and I don't mean the Post Office Tower!—**John Mayall, G3VPH (Droitwich, Worcs.).**

[Why should I read your amateur licence G3VPH—I have quite a few of my own, more than one of which says I can send call-signs at no more than 20 w.p.m. That, of course, was in the days before the GPO started to niggle and reduced it to the 12 w.p.m. crawl asked for today. As you say, I may well end up in some sort of tower but so long as it isn't the Tower of Babel occupied by some of the a.m. and s.s.b. boys I shall not complain. I'll just set up my rig and send out slow morse practice sessions for the benefit of the GPO!—Editor]

PCR mods

The "Trawler-band" coils mentioned in the article "Mods to the PCR" as used by the writer are Repanco Types RA3, RHF3 and RO3. The writer has made inquiries and confirms their availability at 3s. 9d. each through retail shops.

The PCR3 which does not have a Long Wave band, covers the ranges 13-43, 43-120 and 200-550m. The trawler band coils could be substituted for the middle range if the 160m band is desired or alternatively the existing coils could be padded up with trimmers.—**G. L. K. Crawford, B.Sc. C.Eng. (Tonbridge, Kent).**

The art of unsoldering

I was recently faced with the unenviable task of unsoldering numerous components from a printed circuit board, the job being further complicated as I had no "desoldering" tool.

To overcome my difficulties I made use of an old foot pump. After removing the original connector, I fastened a piece of rubber tubing to the outlet of the pump. To the other end of the tube was inserted an old ball-pen case. This provided me with an excellent tool with which to blow away molten solder from the joints.

I find a pair of arterial forceps (obtained from a local surgical shop) just the job for a heat sink, as they can be locked on a wire and left, thus leaving both hands free.—**A. Parkinson (Grimsby, Lincs.).**

Me too!

I wonder how many of your readers are being duped daily by the actions of firms advertising in your pages? Like Mr. Haworth (Letters, March issue) I too required a crystal for a project. I wrote to a firm whose name appears regularly in your magazine requesting a copy of their list of transistors, and their 24-page illustrated brochure on Valves and Quartz Crystals for which I enclosed a postal order for one shilling.

An envelope duly arrived in which were six mail-order forms, the list of transistors, a leaflet giving information and prices of components for a superhet receiver, and a coloured pamphlet extolling the contents of their new 1968 catalogue which could be obtained for eight shillings and six pence—no Quartz Crystal list, and no postal order!

The mind boggles at the fortune these people must be amassing from the odd shillings pouring in from people like Mr. Haworth and myself!—**Harry B. T. McLaren (Cheshire).**

Members wanted

Would anyone be interested in joining a new Radio Club (Fulford & District Amateur Radio Club) Nr. York, with premises behind the Social Hall in School Lane, Fulford, please contact me.—**G. B. Widnall, G8ATJ Hon. Secretary, 5 Heslington Croft, Fulford, York.**

new books



Books reviewed on this page are normally obtainable through any retail bookshop. In this instance, the information printed in heavy type should be quoted.

TRANSISTOR TECHNOLOGY

By Robert G. Middleton. Published by Foulsham Sams. 288 pages, 8½ x 5½in. Price 30s.

THIS book appears to be originally intended for the American market and was reviewed with some trepidation. However, all fears regarding confusion proved groundless, and, like mathematics, the basic principles of semiconductors are the same in any language. There are four pages at the beginning which discuss any slight misunderstandings which might arise.

The book would be ideal for students taking telecommunications and who need a basic primer in the field of transistors and diodes. Others, whose knowledge of semiconductors is a little vague or needs brushing up, will also find this a very useful volume.

Starting with a brief coverage of solid state physics and the atomic concept, *Transistor Technology* goes into details of diode operation, describing the electrical and mechanical properties of solid state diodes. From here it explains the principle of transistor action, outlining the detailed physical construction techniques, electrical characteristics (gain and leakage, for example), and the use of various types of amplifiers. In addition, such useful information as feedback, equivalent circuits, bias stabilisation, and distortion is thoroughly presented.

A useful feature of the book is the questions at the end of each chapter forming a useful yardstick with which to measure how much information has registered. Model answers to these questions are included at the end of the book. Verdict—a useful addition to the bookshelf for the layman, and a handy volume for the student.—*DLG*.

HOW TO BUILD SPEAKER ENCLOSURES

By Alexis Badmaieff and Don Davis.

Published by Foulsham-Sams Technical Books Ltd. 144 pages, 8½ x 5½in. Price 25s.

DO you find loudspeaker jargon infinitely baffling? Are you likely to construct an exponential acoustical horn expansion, with 12¼-foot diameter mouth and 16 feet long? Or are you generally content with the humble radiogram, despised by the hi-fi-fanatic?

Whatever your audio interest, you are sure to find some of the answers to your questions in this stimulating book. What is more important, you will probably find, also, a number of new questions to which you may not have previously given much thought. It is that sort of volume.

The authors preach the need for a good enclosure, designed to suit the driver unit, if any serious listening is intended. The days of "bung it in a box" are far behind us. From the several detailed constructional designs, it should be possible to find an enclosure to suit most purposes, even though most of the driver units are transatlantic in origin. There are many similar units—and I submit, a few better designs—available in this country.

The book covers Infinite Baffles, Bass-reflex enclosures, Horn enclosures, Labyrinths, and Cross-over networks, as well as discussing enclosure design and the theory of driver units. A few details of electronic and acoustical measurement are given, but this is primarily a practical book, amply illustrated, occasionally controversial and never dull. Recommended for all except those with cloth ears.—*HWH*.

THE PRACTICAL AERIAL HANDBOOK

By Gordon J. King. Published by Odhams. 224 pages, 8½ x 5½in. Price 35s.

ALTHOUGH Mr. King is an established writer, I regret that I am unable to review this book with much enthusiasm.

"Practical Aerial Guide" would be a more suitable title since handbook is usually the title for those works which delve deeply and often technically into a subject, far more so than the author. The inside flyleaf claims that "Expert guidance is given on choosing the best aerial system to suit any particular purpose". This is rather a sweeping statement and the book does not substantiate this.

The volume contains a great deal of useful information, of this there is no denying; however, many of the illustrations appear to have already made their debut in *Practical Television*. There are informative and useful chapters on propagation, feeders, signal combining and splitting, shared aerial systems and TV interference. A section on signal boosters is notable in including circuit diagrams with all component values given. But the chapter "Practical Aerial Systems", while containing plenty of theoretical material, stops short of providing actual practical constructional details.

One startling constructional detail is the use of a four-foot ferrite rod ¼in. in diameter on which the reader is advised to wind a coil to "load" an aerial.

The book is, in general, well written and certainly well illustrated, but for my money it's a subscription to *Practical Television* every time.—*DLG*.

AMATEUR RADIO CALL BOOK (1968 Edition)

Published by the Radio Society of Great Britain, 28 Little Russell Street, London, W.C.1. 104 pages. Size 9½ x 7¼in. Price 6s.

THIS new edition, like its predecessors, lists in call sign order the addresses of licensed amateurs in England, Wales, Scotland, Channel Islands, Isle of Man, Northern Ireland and Eire. More than 1,800 changes of address, reissued calls and cancellations have been recorded, in addition to 900 new call signs since the 1967 edition. For the first time, a list of British amateurs holding reciprocal licences with other countries is given.

Miscellaneous information includes amateur prefixes (by both prefix and country order), International Q Code, Great Circle bearings from London, a list of R.S.G.B. affiliated societies and clubs, Zonal and Regional boundaries, etc.

If you are active on the air or as a SWL you will need a copy of the Call Book.—*DC*.

SPECIAL OFFER

A FEW ONLY

Braun C.S.V.13 stereo amplifier
Usual price £95. Our price **£72.10.0**

Record player cases (two-tone) B.S.R. or Garrard changers 30/- each inc. P. & P.

RECONDITIONED TELEVISIONS

Fully Guaranteed

14" from **£6.10.0** 17" from **£10.0.0**

21" from **£12.0.0**

A few 19" and 23" from **£17.10.0**

Regret personal callers on televisions

We can supply most makes of Hi-Fi equipment, Tape Recorders, Radios, Television, etc., at a 15% discount to cash customers

WYNDSOR TELEVISION SERVICE

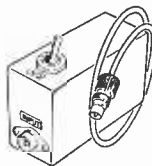
8 EXCHANGE BUILDINGS, ST. ALBANS ROAD, BARNET, HERTS.

Phone: 01-449-1769

HOLDINGS AUDIO CENTRE

for your better STEREO AND FM RADIO

HOLDINGS STEREO BOOSTER



NEW TRANSFORMER
With captive 300Ω lead.
No screw terminals.
15/6 post paid.

HOLDINGS 300Ω/70Ω TRANSFORMER

We supply one of these



WHAT THE "STEREO BOOSTER" IS

The "Stereo Booster" is a high-gain low-noise pre-amplifier. It is simply connected by plugging the aerial lead into the input socket, and connecting the Booster's output lead to the aerial socket on the tuner. Power is provided by either the internal battery, or the mains operated P.S.U.

WHAT THE "STEREO BOOSTER" WILL DO

The "Stereo Booster" will increase the strength of all British FM stations, but is peaked for maximum gain on the third programme. Due to its high gain it will appreciably improve results on mono or stereo where previously the limiting factor has been lack of gain in the F.M. tuner.

WHAT THE "STEREO BOOSTER" WILL NOT DO

The "Stereo Booster" will not greatly improve results if an exceptionally efficient tuner is already in use (i.e. say a Fisher) nor can it work miracles if the tuner is badly aligned, or "third rate".
Stereo Booster with Battery £3.18.0
Mains-op. Power Supply Unit £1.19.6
Postage and package 2/6
SPECIAL OFFER. P.S.U. & BOOSTER £5.15.6. POST PAID.

It really works! Many reports of improved reception received. S.A.E. for more details.

FREE WITH EVERY FISHER
Now only 17/6, including postage. Matches American and Continental 300Ω Aerial input sockets to British coaxial cable.

J. BEAM AERIALS



NEW
6 Element wide-spaced aerial
£6 including carriage.

Type FM48. £4.7.0, carriage paid.
2 FM48 Aerials with matching unit, £10.4.0, carr paid.

HI-FI EQUIPMENT
IF IT'S WORTH BUYING WE PROBABLY HAVE IT ON DEMONSTRATION



Comparator Demonstrations Always Available
Closed Thurs. Open all day Sat.


ESTABLISHED—HOLDINGS OF BLACKBURN LTD
Mincing Lane/Darwen St. Blackburn

Now available Mullard 1968 Data Book



136 pages of data, including for the first time, colour-coded sections for quick reference—covering comparables and equivalents and all current Mullard semiconductors, valves, tubes and components for Radio, TV, Audio and HiFi applications.

PRICE 3/6 from your local TV retailer OR direct from Mullard—cash with order, plus 9d for p. and p.



Mullard Mullard Limited, Distributor Sales Division,
Mullard House, Torrington Place, London, W.C.1.

CED 53

SHORT WAVE ONE VALVE RECEIVER KIT 39/6 + 2/6 P.P.
PEAC ANALOGUE COMPUTER KIT IN STOCK
CLUBMAN Mk. I KIT COMPLETE £6.17.6 + 5/- P.P.
Without metal work £4.12.6 + 2/6 P.P.
CLUBMAN Mk. II KIT COMPLETE £10.17.6 + 5/- P.P.
Without metal work £8.12.6 + 4/6 P.P.
EXPLORER KIT COMPLETE £4. 2.6 + 2/6 P.P.
STABILIZED POWER SUPPLY KIT 0-20V.
500mA COMPLETE £4.17.6 + 5/- P.P.
RHODIAN TAPE RECORDER KIT
PORTABLE TEST UNIT KIT
AUDIO OSCILLATOR FREQUENCY METER KIT IN STOCK.
S.A.E. FOR DETAILS

S.A.E. FOR TRANSISTORS, SEMI-CONDUCTORS, FULL LIST, 700 TYPES
3 SILICON RECTIFIERS, BY100 TYPE 10/-
10 MIXED MARKED TESTED TRANSISTORS 10/-
40 UNMARKED UNTESTED TRANSISTORS NEW 10/-
1 LIGHT SENSITIVE CELL ORP12 8/6
25 MIXED UNMARKED TESTED TRANSISTORS 10/-
2 TRANSISTOR COMP. PAIR AD161/162 16/-
P.P. 1/-

OUR COMPONENTS CATALOGUE 5/- Post Paid with 10/- worth of discount vouchers.

OLRUS ELECTRONICS LTD.
748 HIGH ROAD, LEYTONSTONE
(NEXT TO GREEN MAN)

LONDON, E.11. Tel. 01-989 2751
CALLERS WELCOME—CLOSED ALL DAY FRIDAY

Broadway ELECTRONICS

GARRARD 4 SPEED DECKS

Autochangers: Model 3000, with cartridge, £9.9.0. Model 2000, with cartridge, £8.8.0. Model 1000, with cartridge, £7.7.0. SP25 Mk.11, less cartridge, £11.19.6. AT60 Mk.11, less cartridge, £12.19.6. P. & P. all changers 7/6.

The 'EDD' PEAK FINISH WOODEN PLINTH. Size 14x12x3 1/2 in. Cutout for Garrard 1000, 2000, 3000, AT60, SP25. Record Decks (less cover) £2.15.0. P. & P. 6/6.

CARTRIDGES:

GP83 15/-, Renter STD/2 17/6. GP91/1 20/-, Mono Sonotone, 2TB8 15/-, Acos, GP87 15/-, TC8 less brackets 18/6. P. & P. 1/- each.

MICROPHONES:

Xtal Hand Mikes. BM3 and 200C 35/-, P. & P. 2/6. Stand for same 12/6. P. & P. 2/-, ACOR Mike 45, 21/-, ACOR Mike 40 18/6. Dyn. Mike DM-391 22/6. CM21 Xtal 12/6. CM30 Xtal 8/6. Magnetic Hm 83C with remote control switch 18/6. Telephone Pick-up 10/6, P. & P. 1/-, Xtal Lapel Mike 7/6, Guitar Mike 12/6, P. & P. 1/-.

BARGAINS IN TRANSISTORS:

AC127, AF114, 115, 116, 117, 118, 119, OC169, 170, 171, 172, 200, 202, 203, 204, AC120, ACY40, ACY17, AF212, BCY10, 12, 33, 34, 38, 39, BFY50, 51, 52, 90, 5/6 each. P. & P. 6d. OA202 1/3. P. & P. 6d. OA206, 208, 5/6. P. & P. 6d. OC72, 75, 82, 83, AA212, BY38, BCZ11, 3/6. OC71, 81, 3/6. R.F. Packs 1 OC44, 2 OC45 8/6. A.F. Packs 1 OC81D, 2 OC81 (Mullard), 8/6. GET113, Red Spot 2/-, OC28, 28, 29 9/6. DRP12 Light Cell 8/6. Diodes OA81 2/3. OA91, OA95 1/9. P. & P. 1/1.

TRANSISTOR ELECTROLYTICS:

1, 2, 4, 8, 10, 16, 25, 32, 50, 100 mfd 15 volt working 1/3. P. & P. 1/-, 250 mfd DC 3/-, 500 mfd 12v DC 3/-, 500 mfd 25v DC 3/6. P. & P. 1/-.

RESISTORS, 1 watt 10%, from 4-7 ohm to 10 meg 5d. each. 4/- doz. P. & P. 1/- (minimum order 2/6).

PAPER CONDENSERS for Cross-Over Units 2 mfd 2/6. P. & P. 1/-.

FERROX RODS, 6" x 1/4", 2/-, 6" x 3/16", 2/6; 4 1/2" x 1/4", 2/-, 8" x 1/4", 2/6; 8" x 3/16", 3/-, P. & P. 1/1 each.

FERROX RODS WITH COILS, 4 1/2" x 1/4", 3/6; 8" x 1/4", 5/6. P. & P. 1/1 each.


PIANO KEY PUSH BUTTON SWITCHES, 7 button, inc. mains on off, 6 banks of 6 P.C.O. 8/6. P. & P. 1/-.

SPEAKER SYSTEMS



THE CAXTON COLUMN


This is a column cabinet. Size 22 1/2 x 6 x 6 1/2 in., fitted with 3 speakers. This will handle 8 watts and will improve the quality of any tape recorder, or record player. Finished in wood grain cloth and sandone Vynair. A real bargain at 59/6 plus 10/6 P. & P.



THE MILTON. A Hi-Fi Bookcase Cabinet. Size 9 x 5 x 6 in., with 5in. speaker. Finished in Teak cloth with bold silk front. 30/-, P. & P. 3/6.

THE STEREO.

A superior extension cabinet fitted with two 7 x 4 in. speakers. Size 16 x 9 x 8 1/2 in. Finished in fawn Vynair with natural teak ends. 23. P. & P. 5/-.



THE IMP. Extension Speaker Cabinet.

Wedge-shaped, size 7 1/2 x 6 1/2 in. fitted with 7 x 4 in. speaker. Covered with attractive walnut with fawn Vynair front. Key-hole slot in back. Only 25/6. Post 2/6. Note: All cabinets new and made with 1/2 in. chipboard. All speakers ex TV reconditioned hi flux magnet. All carefully tested before despatch.



HAYDON SPEAKER SYSTEM. Size 16 1/2 x 15 x 7 1/2 in., fitted 12in. Speaker and volume control. Fabric covered. £4.17.6. P. & P. 10/-.

Stockists of ● Eagle Products ● Goodmans ● W.B. ● Wharfedale ● Bakers ● Tripletone ● Linear. All makes of amplifiers and speakers supplied. S.A.E. please. Trade terms to bona fide dealers.

SPEAKER ENCLOSURES

Tony Corner Cabinet 20 x 10 x 7 in. takes 10 x 6 in speaker covered in Rexine and Vynair, 45/-, P. & P. 7/6.

Haydon, 16 1/2 x 15 x 7 1/2 in. fabric covered suitable for 12in. speaker, 45/-, P. & P. 9/-.

Table top or wall mounting enclosure for 13 1/2 x 8 in. speakers 37/6. P. & P. 6/-.

Corner Cabinet in natural teak finish for 13 1/2 x 8 in. speaker also cut out for tweeter, £3.15.0. P. & P. 8/6.

Hi-Fi Bookshelf speaker enclosure foam lined, cabinet size 10 1/2 x 6 1/2 x 7 1/2 in. Teak finish, £3.0.0. P. & P. 6/-.

Wooler for above £3.0.0. P. & P. 2/6. Tweeter 12/6. P. & P. 1/6. Condenser for crossover 2/6. Terminals 2/6 pair. P. & P. 1/-.

SPEAKERS:

Black Heavy duty Ceramic Magnets 11,000 line, 10in. round 10 x 6 in. 3 ohm or 15 ohm, 48/6. P. & P. 3/6.

8in. round 15 or 3 ohm, 42/6. P. & P. 3/6. E.M.I. 13 1/2 x 8 in. 15 or 3 ohm, 42/6. P. & P. 3/6. E.M.I. Tweeter, 15/-, P. & P. 1/6. Bakers 12in. 20 watt 15 ohm, £5.5.0. P. & P. 3/6. 5 x 5 in. Elliptical 30 ohm 30/-, P. & P. 3/6. 5in. round 30 ohm 17/6. P. & P. 2/6. 5 x 3 in. 15 ohm 17/6. P. & P. 2/6. 7 x 4 in. 35 ohm, 22/6. P. & P. 2/6. All other speakers supplied — Goodmans, Bakers, W.B., Wharfedale, Eagle, Tripletone.

PYE T.V. REMOTE CONTROL UNITS. Grey and Red plastic case. 2 white/silver knobs. 2 volume controls, 500K and 100K, small chassis. 7 yards 5-way cable with octal plug. Brand new, boxed. Only 5/6. P. & P. 1/3.

EARPIECES WITH CORD AND 3.5 mm. plug, 8 ohm magnetic, 3/-, 250 ohm 4/-, 180 ohm with clip, 6/6. Xtal 4/-, P. & P. 6d.

TRANSISTOR SPEAKERS 8 ohm 2in. 8/6; 3in. 10/6; 3 1/2 in. 12/6. P. & P. 1/-.

VYNAIR. Widths from 40 to 54in. 13/8 rd. of. roll. P. & P. 1/9. 1/4 yd. 7/6. P. & P. 1/9. Send 6d. stamps for samples.

SPEAKER MATCHING TRANSFORMERS, 3, 7, 15 ohms, 8 watts 11/6. P. & P. 1/6.

PANEL LIGHTS, 4v Red, Blue, Green, Yellow, White (uses Lilliput bulbs) 3/- each. P. & P. 1/-.

NEON PANEL LIGHTS 200-250v 3/- each. P. & P. 1/-.

ROTARY SWITCHES: 2 pole Mains Switch 3/-, 1 pole 12 way, 2 pole 2 way, 3 pole 3 way, 3 pole 4 way, 4 pole 3 way, 2/6 each. P. & P. 1/-.

92 MITCHAM ROAD, TOOTING BROADWAY, LONDON, S.W.17 Telephone 01 - 672 3984

(Closed all day Wednesday)

(four minutes from Tooting Broadway Underground Station)

MAINS UNITS for all types of TRANSISTOR EQUIPMENT

The ideal, economical and safe way of running Transistor Radios, Record Players, Tape Recorders, Amplifiers etc. from A.C. Mains. All units are completely isolated from mains by double wound transformer ensuring 100% safety.

PLUS-3

MAINS UNIT

Provides three separate switched output voltages 6v., 7.5v. and 9v. DC. Attractive case with indicator light, mains lead, output socket, plug and lead.

Size 4 1/2 x 3 1/2 x 2 1/2 in. (Extra lead with DIN plug for Cassette Recorders 7/6)



57/6 P. & P. 2/6

POWER PLUS

MAINS UNIT

For Cassette Tape Recorders using 7.5v. Complete with DIN plug for recorder power socket. Can also be supplied for a 6-volt output complete with suitable plug. (Please state make, model and voltage required.)



45/- P. & P. 2/6

MAINS UNIT for FI-CORD 202A TAPE RECORDER P. & P. 5/-, £4.15.0

MAJOR POWER PLUS MAINS UNITS

For single outputs, 9v, 6v, 3v, 6v, 3v, 6v, P. & P. 2/6.

For two separate outputs, 9v + 9v, 6v + 6v, 42/6. P. & P. 2/6.


(Please state outputs required.)

R.C.S. PRODUCTS (RADIO) LTD.

(Dept. P.W.), 31 Oliver Road, London, E.17

H.A.C. SHORT-WAVE KITS

WORLD-WIDE RECEPTION



Famous for over 30 years for Short-Wave Equipment of quality, "H.A.C." were the original suppliers of Short-Wave Receiver Kits for the amateur constructor. Over 10,000 satisfied customers—including Technical Colleges, Hospitals, Public Schools, R.A.F., Army, Hms, etc.

IMPROVED 1968 RANGE

One-valve model "DX", complete kit—price 56/6 (Postage and packing 3/6).

Customer writes:—"Definitely the best one-valve S.W. Kit available at any price. America and Australia received clearly at good volume." This kit contains all genuine short-wave components, drilled chassis, valve, accessories and full instructions. Ready to assemble, and of course, as all our products—fully guaranteed. Full range of other S.W. kits still available, including the famous model "K" (recommended by radio clubs). All orders despatched by return. (Mail order only.) Send now for a descriptive catalogue, order form.

"H.A.C." SHORT-WAVE PRODUCTS

29 Old Bond Street, London W.1

TRADER SERVICE SHEETS

4/- each plus postage.

We can supply Trader Service Sheets and Manufacturers' Manuals for most makes and types of Radios, Tape Recorders and Televisions.

Please complete order form below for your Service Sheet to be sent by return. To:

OAKFIELD ENTERPRISES LIMITED

30 CRAVEN STREET, STRAND LONDON WC2

Make	Model	Radio/TV


1968 List available at 2/- plus postage

If list is required indicate with X

From

Address

enclose remittance of (and a stamped addressed envelope) s.a.e. with enquiries please MAIL ORDER ONLY (May PW)



A SIMPLE MUSICAL TOY

J. M. WATT

ALTHOUGH it is easy to build an oscillator to function in the range 100-1,000c/s (middle C being about 260c/s), this signal, when heard directly from the loudspeaker is not very musical. In small electronic musical instruments the use of a small loudspeaker is another factor which contributes to a very poor tone being achieved. However, if the loudspeaker is used only as a source of vibrations which causes a larger structure to resonate, it is then acting like the reed in a clarinet which on its own has no great musical value. A clarinet relies on a change in the properties of a resonator in order to change the note, an electronic instrument can change the frequency at which the "reed" is vibrating.

The Circuit

The circuit used is shown in Fig. 1, it consists of a multivibrator, which is tuned to operate in the frequency range required, and a simple class A amplifier capacitively coupled to it. The frequency

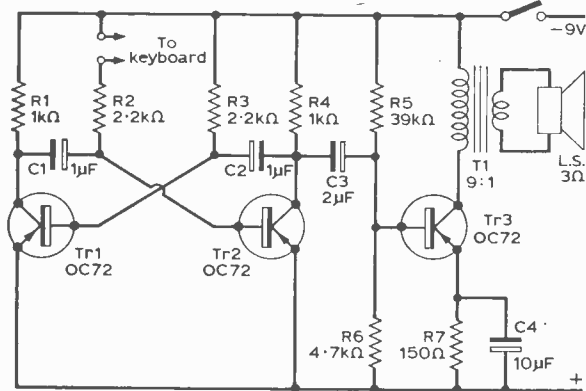


Fig. 1: Circuit for the simple musical toy.

at which the oscillator works is altered by the addition of resistances in series with R2. The methods of tuning and keyboard construction are discussed later.

Construction

The instrument was built on a base board 12 x 18in. of $\frac{1}{4}$ in. plywood. Square ($\frac{1}{2}$ in.) wood strip was used to mark the outline of the resonator box, and was glued into position on the base board (as shown in Fig. 2). The top of the box was made of $\frac{1}{4}$ in. plywood 12 x 4 $\frac{1}{2}$ in. A hole 2 $\frac{1}{2}$ in. in diameter was cut in the centre of the plywood with a fret-saw, so that a 2 $\frac{1}{2}$ in. miniature speaker could be fitted facing

into the box. The top was glued on to the box, and the speaker was glued into its position over the hole in the top. On one side of the speaker two 4in. lengths of $\frac{1}{2}$ x $\frac{1}{2}$ in. wood strip were glued 3in. apart to hold the 4in. square sheet of Veroboard on which the electronic circuit was mounted. On the other side of the speaker, two similar strips were mounted to steady the battery. Since a PP9 battery was used, these strips had to be 2 $\frac{1}{2}$ in. apart. The battery was secured by a strong rubber band stretched over it between panel pins half protruding from these blocks.

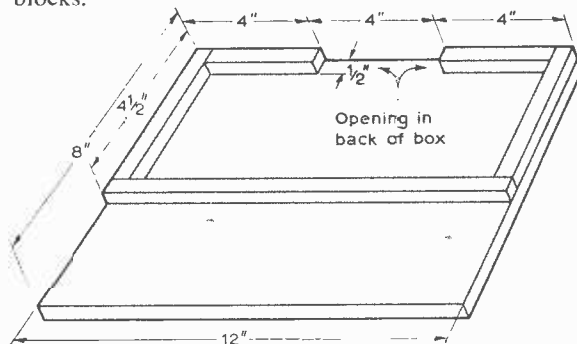


Fig. 2: Constructional details including relevant dimensions of the box on the base board.

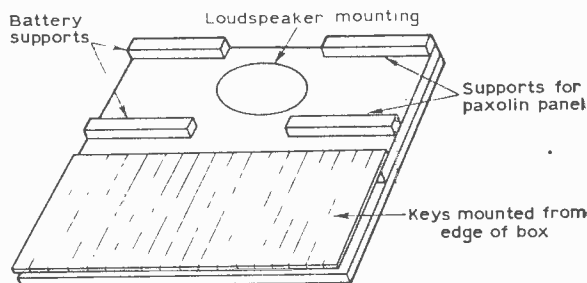


Fig. 3: Layout of the box and the keys showing position of speaker cutout and supports for veroboard.

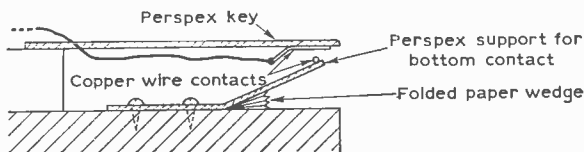


Fig. 4: Constructional details of suitable but simple keys showing positioning of keying contacts.

The keyboard consists of eighteen strips of 4 x $\frac{3}{4}$ x 1/16in. Perspex. Each key has a thick gauge wire

contact on its underside, with a length of thinner wire soldered to it. The keys are pressed on to a common contact which is a thick copper wire supported on four flexible 1/16in. Perspex supports so that the key will give after contact is made, this gives the keyboard a more pleasant feel, and reduces noise from the keys. The copper contacts are glued to their Perspex supports.

When the keyboard has been completed, the electronic circuit may be screwed on to its supports. One of the terminals leading to the keyboard is connected to the common base contact of the keyboard. The second terminal is connected through a tuning resistance to the key, each key having a different tuning resistance for a different note.

Preferred Values

It is possible to tune an instrument using standard resistance, but this suffers from three main disadvantages:

1. Resistances are only available in standard values which may not coincide with any note required, although by combination of components it should be possible to obtain all the necessary notes.

2. Resistors are not made to high accuracy so may not give the required note.

3. Since other components are of doubtful accuracy experimentation with resistors is necessary, and this increases the expense of the instrument. If, however, it is decided to tune the instrument using standard resistors, values of 0-10kΩ will give a range of about three octaves, the higher resistances producing lower notes.

Simple Tuning

A cheaper and more accurate method of tuning the instrument is to make resistors of the correct value. This can be done quite simply by using a thin film of graphite. If a wire lead is taken from the keyboard terminals and laid along the base of the Perspex keys, it can be inlaid into the Perspex by putting a hot soldering iron on it until the Perspex softens and the wires start to sink into it. The wire should be held down with a pair of pliers until the Perspex sets around the wire; only short sections of wire can be done at a time, so the process should be repeated along the length of the keyboard. The wire from the contact on each key should be inlaid into the key in the same way so that the two wires tie parallel about 2mm. apart. The wires are then bared, and the Perspex between them roughened by sandpapering the area. With the key prepared in this way, it is now ready for tuning.

With the key depressed no note will be produced until contact is made by scribbling across and between the two wires with a soft pencil until enough graphite has been deposited between the two wires to create the resistance required to give the note wanted.

The keyboard consists of eighteen keys, but some may wish to extend the keyboard with a second one above it for "black" notes.

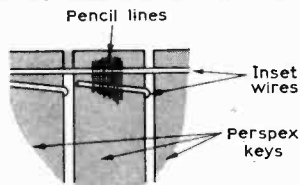


Fig. 5: How the wires are inset and tuned with the aid of a soft pencil.

CQ! CQ! CQ! CQ! CQ! CQ!

ISSUES WANTED

- ... November 1964 Issue of *Practical Wireless*.—A. Holmwood, 8 Dock Street, Pembroke Dock, Pembro.
- ... a copy of the July 1967 issue of *Practical Television*.—M. Hews, 28 Oak Tree Close, St. Ives, Huntingdonshire.
- ... copies of *Practical Wireless* for the years 1964, 1965 and 1966.—R. James, 14 Hotblack Road, Norwich, Norfolk.
- ... issues of *Practical Wireless* containing details of VALVE version of a switched v.h.f. tuner (the transistor one was in August 1967). Issues required are believed to be April 1965 and possibly May and June 1965.—S. Fisher, 146 Hillon Street, Springfield, Wolverhampton, Staffordshire.
- ... *Practical Wireless* Issues between May 1964 and October 1966 inclusive.—S. V. Austen, Hamilton House, Stone Cross, Bilsington, Ashford, Kent.
- ... the August 1960 Issue of *Practical Wireless*.—J. Brown, 38 Muirfield, Perth, Scotland.
- ... The September 1965 issue of *Practical Wireless*.—Tan Ke Huat, 19 Wolskel Road, Singapore 13.
- ... a copy of the January 1966 issue of *Practical Wireless*.—J. Evans, Tyddyn Y Garreg, Gianrafon, Corwen, Merionethshire.
- ... the November and December 1964 Issues of *Practical Wireless*, covering "Preparing for the R.A.E." parts 1 and 2.—A. Givens, 41 Veronica Crescent, Kirkcaldy, Scotland.
- ... Copies of the periodical "CQ" dated from August 1966 to April 1967 inclusive—even loan for a week would be greatly appreciated.—D. Hule, Marieville, Campbelltown, Argyll.
- ... the issue of *Practical Wireless* containing details of the "Multipurpose Audio Switch" by F. L. Thurston.—I. Grewar, 55 Dens Road, Dundee, Angus, Scotland.
- ... the January 1967 issue of *Practical Wireless* containing details of the "Explorer v.h.f. Receiver".—T. Cridland, "Whitworth", Zuyder Road, 60 Acres, Canvey Island, Essex.
- ... the copy of *Practical Wireless* dated November 1953 containing details of an electrically-operated coil winder.—A. Moat, 29 Dwyer Street, Toowoomba, Queensland, Australia.
- ... Issues of *Practical Wireless*, January 1967—June 1967 inclusive.—A. Staveveld, "Hollingside", 127 Welldon Crescent, Harrow, Middlesex.
- ... *Practical Wireless* wanted, July, August and September 1963.—J. Struthers, "Ravello", Wilton Hill, Hawick, Roxburghshire, Scotland.
- ... the issue or just the circuit of the Transistor Solo Organ. Also the circuit of the P.W. Electronic Organ originally published in 1951/52.—J. A. Philpott, P.O. Box 200, P. & T Dept., Francistown, Botswana.
- ... the last five issues of *Practical Wireless* that covered the series "Preparing for the R.A.E." also the issues covering the "Versatile Double Trace Oscilloscope" or details of any other "scope using the VCR517B tube.—G. Evans, 7 Cadbury Road, Portishead, Nr. Bristol.
- ... Issues of *Practical Television*: August, September and October 1960 and April, May, June and July issues.—J. Hart, 24 Firtree Way, Sholing, Southampton.
- ... September 1966 Issue of *Practical Television*.—S. Wickremesinghe, 132 Weston Park, London, N.8.
- ... *Practical Television* dated May 1965. I have two copies of *Practical Television* dated October 1965 and October 1966 if any one wants them.—B. Rooney, Glencar P.O., Sligo, Eire.

IMPORTANT

DON'T BUY PRACTICAL WIRELESS and then allow it to become torn and dirty. Don't search frantically through your back issues for that particular article either. Treat yourself, and your magazines, to a *Practical Wireless* Binder and Index. A complete year's issues all in one place with an index for quick reference. The Binder is available for just 14s. 6d., and the Index costs only 1s. 6d., postage and packing included. State which volume number you want on the binder, if you don't, we'll send you a blank one.

Available from the Binding Section, George Newnes Ltd., Tower House, Southampton Street, London, W.C.2

WIRELESS INDEX


The index to Volume 43 of *Practical Wireless* will shortly be available from the Post Sales Department, George Newnes Ltd., Tower House, Southampton Street, London, W.C.2.

The price is 1s. 6d. inclusive of postage.

E.S.V. THE DISCOUNT STORE

Stereo amplifier

BARGAIN—A fully transistorised **Hi-Fi Stereo Amplifier** as illustrated. Fully built in superb black leather padded cabinet with brushed silver fascia. Uses 14 transistors giving 5 watts per channel (r.m.s.), 10 watts mono. Integrated pre-amp with bass, treble and volume controls. Suitable for use with crystal or ceramic cartridges. Output stage for any speakers from 8 to 15 ohms. **Brief specification:** Free response +3dB 20-20,000 c/s. Bass Boost approx. 10+12dB. Treble out approx. 2-16dB negative feedback -18dB over main amp. Power requirements 25V at 6 amp. **LIST PRICE 26 GNS. DUE TO HEAVY DEMAND (over 200 sold last month) PHENOMENAL PRICE REDUCTION. Amplifier 15 gns. only. P.P. 8/6. Padded leather case 2 gns. only. P.P. 4/6. If purchased together P.P. free. Maker's FULL guarantee.**



● **SCOOP—First again, with the NEW GARRARD range—Check our prices.**

Model 1025 (supersedes 1000)	OUR PRICE	£8 10 0	P.P. 8/6
Model 2025 (supersedes 2000)	OUR PRICE	£8 19 6	P.P. 8/6
Model 3500 (latest 3000)	OUR PRICE	£10 5 0	P.P. 9/6
Model 60 Mk. II	OUR PRICE	£14 11 0	P.P. 9/6
Model SL55	OUR PRICE	£11 12 6	P.P. 9/6
Model SL65	OUR PRICE	£15 18 6	P.P. 10/6
Model SL75	OUR PRICE	£29 5 0	P.P. 10/6
Model SL95	OUR PRICE	£36 10 0	P.P. 10/6
Model SP25 (Mk. II) Single Player	OUR PRICE	£12 19 6	P.P. 7/6
Model AP75 (auto single player)	OUR PRICE	£18 5 6	P.P. 9/6
Model 401 transcription unit	OUR PRICE	£25 4 0	P.P. 10/6
Model SRP22 Single Player	OUR PRICE	£5 7 7	P.P. 7/6

WB1 wood base	OUR PRICE	£2 10 6
WB2 wood base	OUR PRICE	£4 0 0
WB4 wood base	OUR PRICE	£3 17 9
SPC1 plastic cover	OUR PRICE	£2 19 6
SPC2 plastic cover	OUR PRICE	£4 0 0
SPC4 plastic cover	OUR PRICE	£3 17 9

Turntable prices are quoted less cartridge.
P.P. on bases and covers 6/6.

B.S.R.—U.A.25 with cartridge £5.16.0 P.P. 8/6

● **SCOOP—The SCHAUB TUNER** Single Waveband. Fully built. Supplied complete with leads for instant connection to Amplifier. **OUR PRICE while stocks last ONLY £1.12.6. P.P. 4/6.**

● **SCOOP—TRANSISTORISED FM TUNER CHASSIS.** Beautifully built and compact with S.M. Horizontal Dial. Low noise—battery or mains operation. Six transistor—smooth two-gang Tuning—3 I.F. Stages—coupled double tuned Discriminator terminating in an I.F. stage. Ample output for all good quality Amplifiers. Interference free. **OUR PRICE while stocks last ONLY £6.19.6. P.P. 4/6.**

● **SCOOP—THE ELPICO STEREO AMPLIFIER.** Brand new, fully built and guaranteed. 4 watts per channel—beautifully styled—fully integrated—Black and Silver Fascia with matching Knobs. Full tone and Volume controls—will instantly fit any cabinet or can be used "free standing". Original price 16 gns. **OUR PRICE £6.10.0 P.P. 5/6.**

● **SCOOP—E.S.V. 3 WATT RECORD PLAYER AMPLIFIER £2/-.** **OUR PRICE 50/-.** P.P. 3/5. A.C. 220-240V (non live chassis). Fully built. Tested. Complete with valves (EL84 output). 2 controls. Flying panel.

● **SCOOP—E.S.V. 3 WATT RECORD PLAYER AMPLIFIER UNIT 75/-.** **OUR PRICE 57/6.** P.P. 4/6. Complete with valves (UCL82 output). Fully built. Tested. Mounted on board—complete with speaker (5in. round). Knobs supplied—all leads attached—ready for instant connection to your turntable. Fully guaranteed.

● **SCOOP—E.S.V. RECORD PLAYER CABINET 75/-.** **OUR PRICE 55/-.** P.P. 5/6. Strongly built wooden cabinet. Two-tone. Complete with either B.S.R. or Garrard cut-out board. Gilt fittings. Strong carrying handle. Will suit any Gramophone Amplifier. Ample space for Speaker.

● **SCOOP—A TAPE AMPLIFIER** suitable for Magnavox or Collaro Decks. This beautiful Amplifier was originally priced at 20 gns. Controls P/B—Trick—S/impose. Roller—Treble—Bass. Ext. L/S (Jack) O/P (Jack). Mic—Gram. Valve line-up (supplied) EL84, EL84, ECC87, EF86, EM87. Black polished fascia fully engraved. Separate power pack supplied with Heavy Duty Mains Transformer. **OUR PRICE £9.18.6 ONLY. P.P. 5/6.**

● **SCOOP—SUPERB CABINETS** for the above. Size approx. 18in. x 15in. x 9in. Two-tone with sloping fascia for control panel. Gold finish Fittings with Keyed Locks. Original price £7.10.0. **OUR PRICE £3.15.0. P.P. 5/6.**

● **SCOOP—A connoisseur's PICK-UP ARM** by world famous manufacturer. Absolutely brand new with mag. cartridge (less stylus)—detachable shell—needle mounted oil damped—weighted balanced arm. Has been used by BBC. Original list price £16.16.0. **OUR PRICE £4.10.0 ONLY. P.P. 5/6.**

● **SCOOP—SPEAKERS**—3 or 15 ohms—3 x 5in. elliptical—12,000 lines gauss—5 watts guaranteed rating—Alcomax magnet. Absolutely brand new and guaranteed—sold elsewhere at 45/- **OUR PRICE 25/- ONLY. P.P. 3/6.**

● **SCOOP—SPEAKERS**—13 x 8in.—15 ohms 10 watts guaranteed rating. Alcomax magnet—A product of E.M.I. Absolutely brand new and guaranteed—sold elsewhere at 75/- **OUR PRICE 45/- ONLY. P.P. 4/6.**

● **SCOOP—SPEAKERS**—W.B. 8in. in attractive vynair cabinet. Speaker has die-cast chassis (gold finish). very heavy magnet and is rated at 8 watts. Ideal for hi-fi stereo equipment. Worth double. **OUR PRICE while stocks last—3 or 15 ohms—4 gns. ONLY. P.P. 8/6.**

● **SCOOP—The "BAKER SELIURST" custom built "GOLDEN" with inbuilt Tweeter system.** Brief specification: 12in. dia "Syma" cone—20 watts (r.m.s.)—Flux 16,000 gauss—impedance 15 ohms—response 28-17,000 c.p.s.—net weight 10 lbs. Recommended retail price 12 gns. **DISCOUNT PRICE £6.19.6. P.P. 6/6. ONE OF THE GREATEST SPEAKERS IN THE WORLD!**

● **SCOOP—CARTRIDGES**—NOT the lowest prices but all are brand new and guaranteed.

Sonotone 9TA/HC sapphire—stereo	44/6
Sonotone 9TA/HC diamond—stereo	56/3
T.C.S.H—mono	27/6
T.C.S.M—mono	27/6
T.C.S.—stereo	45/0
C.I.—stereo	49/6

All cartridges are supplied with fixing brackets and screws at no extra charge. P.P. on all above 2/6.

● **SCOOP—INTERCOM SYSTEM** by "Phillips". This equipment is ideal for baby alarm—office—or home usage. Absolutely brand new in presentation case. Supplied complete with all leads, etc. and carries makers' guarantee. Recommended retail price £6.6.0. **DISCOUNT PRICE £3.3.0 ONLY. P.P. 3/6.**

● **SCOOP—RECORD PLAYERS** by famous manufacturer 19 gns. **OUR PRICE 12 gns. P.P. 15/-.** Brand new in original carton with guarantee. Garrard Deck—GP91 cartridge—3 watts output. 3 control amplifier. Beautiful Two-tone cabinet. Hi-Fi tonal quality. One of the nicest Record Players available today. Limited stocks.

● **SCOOP—CAR RADIO 12 gns.** **OUR PRICE 8 gns. P.P. 8/6.** Well known brand name. Fully tested before despatch in makers' own carton with makers' guarantee. L.W., M.W.—Fully transistorised—speaker and fitting kit supplied at no extra cost, also instructions for fitting 12 volt. Please state negative or positive earth. Limited stocks only available.

● **SCOOP—BARGAIN—SLIMLINE TV RECEIVERS.** 19in. in mint condition. Complete, tested, working but less I.F. strips. Make ideal monitors. Various famous makes. **OUR PRICE £10 ONLY. I.F. strips if required 45/- only. P.P. 25/- (TV and Strip).** Personal collection advised otherwise despatched at customer's risk.

● **SCOOP—TRANSISTOR RADIO—S.W.B.** **OUR PRICE 4 gns. P.P. 3/6.** A fully built and tested S.W.B. Radio. Complete in every way. Operates equally well in home or car. The performance of this Radio has to be heard to be believed. Limited stocks.

● **SCOOP—SPOTLIGHT.** Manufactured by Butlers for the Air Ministry. Universal bracket. Dozens of uses—bench—car—photography Mirrored reflector supplied. Less bulb, in carton at fraction of price. **OUR PRICE 15/- EACH. P.P. 6/6.**


● **SCOOP—Diodes**—over 1,000,000 in stock—ideal substitute OA81 vision detector. **NOTE OUR PRICE £1 per 500. P.P. 4/-.** (In 500 lots only).

ELECTRONIC SALES (Victoria) LTD
17 GILLINGHAM ROW · WILTON ROAD
LONDON S.W.1.

Telephone Victoria 5091

OUTSTANDINGLY GOOD DESIGNS FROM SINCLAIR

*The
world's
smallest
radio*



SINCLAIR MICROMATIC

The ultimate in personal listening, the Micromatic is as easy to have with you as your wristwatch. It has enormous power and range, and the magnetic earpiece now supplied assures marvellous quality. Hear how Radio 1 and other stations simply pour in. Build it yourself or buy your Micromatic ready built. This is the set you will never be without once you hear it for yourself.

- $1\frac{1}{2} \times 1\frac{1}{16} \times \frac{1}{2}$ "
- Tunes over medium waveband
- Slow motion tuning control
- Aluminium front panel and dial
- Magnetic earpiece


Complete kit including magnetic earpiece and instructions

49/6

Ready built with magnetic earpiece

59/6

Mallory Mercury Cell RM.675 (2 needed) ea. 2/9



**SINCLAIR
Q.14
LOUDSPEAKER**

Brilliantly efficient

When Sinclair Radionics decided to design and manufacture a new loudspeaker, it was required from the start that its performance should be worthy of today's best high fidelity standards and be so reasonably priced that the greatest numbers could afford it. By using ultra-low resonant materials to form the acoustically contoured housing, outstandingly brilliant performance resulted. Furthermore the unusual form of the Q.14 meant it could be used as a free-standing shelf speaker, as a wall-corner sound radiator or flush mounted singly or in multiple units on a flat surface such as a wall. The correctness of the design of the Q.14 has amply proven itself since within a few months of its introduction, it is already amongst the four most demanded loudspeakers irrespective of price. Independent laboratory tests have already shown that the Q.14 has amazingly good performance characteristics. As a judge of good sound yourself, your ear will confirm this instantly. At its price, there is nothing to stop you changing to Sinclair at once.

- Size $9\frac{3}{4}$ in. x $9\frac{3}{4}$ in. x $4\frac{3}{4}$ in. deep plus detachable base
- 15 ohms impedance
- Up to 14 watts loading
- Smooth response between 60 and 16,000 Hz
- British manufacture


The Q.14 is finished in matt black with solid aluminium bar embellishment on the front. Supplied in strong fitted carton and sent post free under money back guarantee if you are not satisfied.

£6.19.6

IDEAL WITH Z.12 HI-FI SYSTEMS

sinclair

**SINCLAIR RADIONICS LTD, 22 Newmarket Road,
Cambridge
Phone OCA-3 52996**



SINCLAIR Z.12

COMBINED 12 WATT HI-FI AMP AND PRE-AMP UNCHALLENGED LEADER IN ITS FIELD

No constructor's transistor amplifier has ever achieved such successes as the Sinclair Z.12. It favours the user in so many ways—with fantastic power-to-size ratio, with far greater adaptability, with freedom to operate it from batteries or mains power supply unit (the new PZ.4 is ideal for this) with the opportunity to obtain superb stereo reproduction for very little outlay. Countless thousands of Z.12s are in use throughout the world—in hi-fi installations, electronic guitars and organs, P.A. installations, intercom systems etc. This true 12 watt amplifier is supplied ready built, tested and guaranteed together with the Z.12 manual which details control circuits enabling you to match the Z.12 to your precise requirements. For complete listening satisfaction, use your Z.12 system with Q.14 loudspeakers. It assures superb quality with substantial saving in outlay.

- 3" x 1½" x 1½"
- Class B Ultralinear output
- 15-50,000 Hz ± 1dB
- Suitable for 3, 5, 8 or 15Ω speakers. Two 3-ohm speakers may be used in parallel.
- Input—2mV into 2kΩ
- Output—12 watt, R.M.S. continuous sine wave (24 w peak)

"I made this (Z.12) stereo record player for my work as hospital chaplain and it has been a great success."


K.S.B., Basingstoke.

"The Z.12 and Q.14 live up to your high standard. I could spend pages praising these products."

I.A.W., Hereford.

Ready built, tested and guaranteed.

89/6




SINCLAIR STEREO 25

For use with two Z.12's or any good hi-fi stereo system. Frequency response 25 Hz to 30 KHz ± 1dB connected to two Z.12's. Sensitivity M.C. 2mV into 50kΩ; P.U. —3mV into 50kΩ; Radio—20mV into 4-7kΩ. Equalisation correct to within ± 1dB on RIAA curve from 50 to 20,000 Hz. With brushed and polished aluminium front panel with solid aluminium knobs to match. Size 6½in. x 2½in. x 2½in. plus knobs.

BUILT
TESTED
AND
GUARAN-
TEED
£9.19.6

SINCLAIR PZ. 4 STABILISED POWER SUPPLY UNIT



A heavy duty A.C. mains power supply unit delivering 18V D.C. at 1.5A. Designed specially for Z.12 assemblies. Ready built and tested.

99/6

YOUR SINCLAIR GUARANTEE

Should you not be completely satisfied with your purchase when you receive it from us, your money will be refunded in full at once and without question. FULL SERVICE FACILITIES AVAILABLE TO ALL PURCHASERS.

WE PAY POSTAGE ON EVERYTHING YOU ORDER

To: SINCLAIR RADIONICS LTD., 22 NEWMARKET ROAD, CAMBRIDGE

Please send post free items detailed below:

.....
.....
.....

NAME

ADDRESS

For which I enclose cash/cheque/money order

PW.5

Your guide to good motoring on holiday and at home

PREPARING FOR HOLIDAYS ON WHEELS

Planning and budgeting for home and Continental holidays—caravanning, camping, motor caravanning—maps and routes to the sea and sun—comfort for drivers and passengers—safety devices—what to take in spares—tools, first-aid kits, etc.

HOLIDAY EN ROUTE

How to use maps—recipes for alfresco meals—tips on driving at home and abroad—motoring in hot weather—motor sport.


CAR ANALYSIS AND MAINTENANCE

Engine—Ignition—Carburation—Cooling—Transmission—Tyres—Brakes—Suspension.

BIG DEMAND!

MAKE SURE OF YOUR COPY 3/6 124 pages

PRACTICAL MOTORIST
Annual



NO SOLDERING
AMAZING
CIGARETTE RADIO
ONLY 25/-

Yes a perfectly ordinary packet of cigarettes. But watch your friends' astonishment on hearing it fetch in station after station, loud and clear! Still holds 10 cigarettes yet cleverly conceals highly sensitive, fully transistorised circuit (including battery). Even a young boy can assemble it under 2 hours. No soldering. No experience necessary. Only 18 connections to make. Ideal for taking to work with you. From our bulging testimonial file Mr. D. E. of Huddersfield, writes: "... I have fitted the parts in it and it is working wonderfully ..." ALL PARTS including Semi-Conductors, ABC Plans, etc. ONLY 25/- plus 2/6 post etc. Parts available separately.



MAKE 5 DIFFERENT TRANSISTOR RADIOS FOR

No experience necessary. No soldering. Only 8 connections for first radio to work. Just look, you get Easy ABC Plans, Cabinet, Loudspeaker (alone 17/6), Earphone, 4 Semi-conductors, Coils, Condensers, Resistors, Tuner, Switch, Screws, etc.

YES—EVERYTHING! Loud clear English and Foreign reception. As supplied to Educational Authorities, F.M. Forces, etc. TESTIMONIALS GALORE. Complete course—originally £6. Now only 39/6 plus 4/6 post etc.

NEW FULLY TRANSISTORISED PORTABLE RADIOS with Full Variable Waveband. NOW A FRACTION OF THE 34/6

NORMAL PRICE ONLY WHY PAY MORE? All the latest refinements are packed into this new MULTI-STATION ALL Transistor radio—the internal aerial picks up even the remote stations and the powerful built-in speaker gives room filling volume. Individual tuning, first-class reception. Purchase with confidence—packed in original manufacturers' cartons.

(Personal earpiece and battery 4/6.) Send 34/6 plus 4/6
CONCORD ELECTRONICS LTD. (PW49)
P. & P. 8 Westbourne Grove, London, W.2.



NEW RANGE BBC 2 AERIALS

All U.H.F. aerials now fitted with tilting bracket and 4 element grid reflectors. Loft Mounting Arrays, 7 element, 37/6. 11 element, 45/-. 14 element, 52/6. 18 element, 60/-. Wall Mounting with Cranked Arm, 7 element, 60/-. 11 element, 67/-. 14 element, 75/-. 18 element, 82/6. Mast Mounting with 2in. clamp, 7 element, 42/6. 11 element, 55/-. 14 element, 62/-. 18 element, 70/-. Chimney Mounting Arrays, Complete, 7 element, 72/6. 11 element, 80/-. 14 element, 87/6. 18 element, 95/-. Complete assembly instructions with every unit. Low Loss Cable, 1/6 yd. U.H.F. Preamps from 75/-. State clearly channel number required on all orders.

BBC · ITV AERIALS



BBC (Band 1). Telescopic loft, 25/-. External S/D, 30/-. "H" £2.15.0. ITV (Band 3). 3 element loft array, 30/-. 5 element, 40/-. 7 element, 50/-. Wall mounting, 3 element, 47/6. 5 element, 52/6. Combined BBC/ITV. Loft 1+3, 40/-; 1+5, 50/-; 1+7, 60/-; Wall mounting 1+3, 57/6; 1+5, 67/6; Chimney 1+3, 67/6; 1+5, 75/-.

COMBINED BBC1 - ITV - BBC2 AERIALS 1+3+9, 70/-; 1+5+9, 80/-; 1+5+14, 90/-; 1+7+14, 100/-; Loft mounting only. Special leaflet available. F.M. (Band 2). Loft S/D, 15/-; "H", 32/6. 3 element, 55/-. External units available. Co-ax. cable 8d. yd. Co-ax. plugs, 1/4. Outlet boxes, 5/-; Diplexer Cross-over Boxes, 13/6. C.W.O. or C.O.D. P. & P. 5/-; Send 6d. stamps for illustrated lists.

Callers welcomed - open all day Saturday

K.V.A. ELECTRONICS (Dept. P.W.)
27 Central Parade, New Addington
Surrey (CRO-OJB)
LODGE HILL 2266

4-STATION INTERCOM



Solve your communication problems with this 4-Station Transistor Intercom system (1 master and 3 Subs), in de-luxe plastic cabinets for desk or wall mounting. Call/talk/listen from Master to Subs and Subs to Master. Ideally suitable for Business, Surgery, Schools, Hospital, Office and Home. Operates on one 9V battery. On/off switch. Volume control. Complete with 3 connecting wires each 66ft. and other accessories. P. & P. 7/6.

WIRELESS INTERCOM
No batteries—no wires. Just plug in the mains for instant two-way, loud and clear communication. On/off switch and volume control. Price 12 gns. P. & P. 7/6 extra.

INTERCOM/BABY ALARM



Same as 4-Station Intercom for two-way instant communication. Ideal as Baby Alarm and door Phone. Complete with 66ft. connecting wire. Battery 2/6. P. & P. 3/6.

Transistor TELEPHONE AMPLIFIER

Why not boost business efficiency with this incredible De-luxe Telephone Amplifier. Take down long telephone messages or converse without holding the handset. A useful office aid. On/off switch. Volume Control, Battery 2/6 extra. P. & P. 2/6. Full price refunded if not satisfied in 7 days.
WEST LONDON DIRECT SUPPLIES (P/W5)
169 KENSINGTON HIGH STREET, LONDON, W.8.

Fully guaranteed Individually packed VALVES

AC/HL 6/-	EC91 3/-	FW4/500/67
AL60 5/-	EC633 12/-	FW4/800
AR P3 3/-	EC081 4/-	10/-
AR P12 3/6	EC082 4/3	G/371K 5/7/6
AR3 5/-	EC130 7/6	G1/370K 7/6
ART P1 9/-	EC084 6/-	20/-
ART P4 2/3	EC085 5/4	G50/20 5/4
AZ31 10/6	EC088 7/-	G120/13/6
BD78 40/6	EC091 4/-	GM4 17/6
BL3 10/6	EC0189 9/9	GE175/18/6
BL24 16/-	ECF80 7/6	12/-
BT45 55/-	ECF82 7/6	12/-
BT45 150/-	EOH35 11/-	GU50 28/-
BT83 35/-	EOH42 10/6	GZ32 11/8
CV102 1/-	EOH81 5/9	GZ34 11/8
CV103 4/-	EOH83 5/6	H30 3/8
CV315 (mat. ched pan)	EOH85 5/6	H12 4/-
120/-	ECL82 10/9	H12K 2/6
CV315 (50m. gle)	ECL83 10/9	H12L2DD5/5
CV31 7/6	ELC86 9/3	H141 4/-
D41 6/-	EPF36 3/4	H30 3/8
D77 3/-	EPF7A 8/-	K78C 2/2
DA100 26	EPF8 9/6	K763 4/-
DA196 6/6	EPF50 4/6	K766 18/6
DD4 4/-	EPF50 4/6	K767 45/-
DE120 2/-	EPF80 5/3	K771 7/6
DE125 10/6	EPF81 6/-	K776 7/-
DF91 3/-	EPF86 7/6	K782 27/-
DF92 2/6	EPF89 5/9	L3 6/-
DF96 7/3	EPF91 3/-	MH41 8/-
DK92 8/6	EPF92 2/6	MH1L6 7/6
DK96 7/3	EPF95 2/6	M16 5/-
DL43 8/-	EPF95 5/9	N78 15/-
DL92 4/-	EPF183 7/6	OA2 6/6
DL93 4/-	EPF84 6/3	OB3 6/6
DL94 6/6	EL31 15/-	OB3 7/-
DL96 8/-	EL32 3/9	OC3 6/6
DL10 9/6	EL34 11/-	OC3 6/6
DY88 6/9	EL35 5/6	OD4 5/-
DY87 7/-	EL35 5/6	OD4 5/-
EB0F 18/-	EL41 9/3	PABC80 8/3
EB8CC 10/-	EL42 11/-	PC86 10/3
EB9CC 5/-	EL50 8/-	PC88 10/3
E180CC 7/-	EL81 7/-	PC90 9/6
E182CC14/-	EL84 4/6	PC94 8/3
E1148 2/6	EL91 2/6	PC99 10/6
E2134 8/-	EL96 5/9	PC109 12/-
E40 1/-	EL360 18/-	PCF80 7/-
E43C80 7/6	EM81 5/-	PCF82 7/6
EAC91 3/-	EM82 8/3	PCF84 9/3
EAF42 9/6	EM81 8/3	PCF86 9/3
EB91 2/-	EM84 8/3	PCF87 9/6
EBCC3 8/-	EN92 5/-	PCF80/210/3
EBCA4 8/6	EBU74 80/-	PCF86 12/6
EBCB1 6/6	EY81 8/-	PCF88 14/6
EBF80 7/6	EY80 8/3	PCL81 10/3
EBF83 9/6	EY91 2/6	PCL82 8/-
EBF89 7/6	EZ40 8/-	PCL83 9/6
EC53 12/6	EZ41 8/-	PCL84 8/3
EC70 4/-	EZ60 5/6	PCL85 9/3
EC90 4/-	EX81 5/3	PCL86 9/3

PF120014/6	S11E12 10/-	UY41 7/6
PL35 9/6	TDOX 2/9	UY85 8/6
PL38 18/3	70/-	V248A/1K 3/4
PL81 8/-	TP22 5/-	190/-
PL82 3/-	TP25 5/-	VL5631 35/1
PL83 0/9	TT11 3/-	VP23 2/6
PL84 7/3	TT15 35/1	VP133 9/6
PL900 15/6	TRR31 45/-	3A/167/7M
PX4 14/-	TZ40 40/-	VR99 9/6
PX25 12/6	TZO520 4/4	VR105/30
PY33 9/3	TZ20 16/-	3B7 5/6
PY80 5/6	U1214 7/6	3D3 3/6
PY81 6/3	U18 6/-	3D6 3/6
PY82 5/9	U25 16/-	VU39 7/6
PY83 6/9	U26 16/-	W118 10/-
PY800 10/3	U27 8/-	W119 9/6
PY801 10/3	U32 4/6	X65 5/6
QQV03 10/6	U81 18/-	XA1730 5/6
27/6	U191 10/6	X76M 7/-

2A3 5/-	6AJ7 2/-	6B25 13/-
2D21 4/9	6AK5 7/6	6B6 3/6
3A4 4/-	6AK7 6/-	6B6GT 8/-
3A108A 35/-	6AK8 5/9	6B6G 4/-
3A146J 55/-	6AL5 3/6	6B7 6/-
3A/167/7M	6AL5W 7/-	6B7G 6/6
3B7 5/6	6AM5 2/6	6B7G 6/6
3D3 3/6	6AM6 3/6	6B7G 6/6
3D6 3/6	6AM5 5/6	6B7G 6/6
3E29 50/-	6AX5W 9/-	6B7G 6/6
3Q4 8/6	6A86 6/-	6B7G 6/6
3Q6GT 6/6	6A87G 14/6	6B7G 6/6
384 5/9	6AT6 4/6	6B7G 6/6
3V4 6/6	6AU6 5/9	6B7G 6/6
4D3 3/6	6AX 8/-	6B7G 6/6
5A1730 5/6	6B4X 15/-	6B7G 6/6
5A174G 5/6	6B5 6/6	6B7G 6/6
	6B6 2/6	6B7G 6/6

68A7GT 8/6	68B7GT 5/-	68C7GT 7/6
68D7GT 8/6	68E7GT 8/6	68F7GT 8/6
68G7GT 8/6	68H7GT 8/6	68I7GT 8/6
68J7GT 8/6	68K7GT 8/6	68L7GT 8/6
68M7GT 8/6	68N7GT 8/6	68O7GT 8/6
68P7GT 8/6	68Q7GT 8/6	68R7GT 8/6
68S7GT 8/6	68T7GT 8/6	68U7GT 8/6
68V7GT 8/6	68W7GT 8/6	68X7GT 8/6
68Y7GT 8/6	68Z7GT 8/6	68A7GT 8/6
68B7GT 8/6	68C7GT 8/6	68D7GT 8/6
68E7GT 8/6	68F7GT 8/6	68G7GT 8/6
68H7GT 8/6	68I7GT 8/6	68J7GT 8/6
68K7GT 8/6	68L7GT 8/6	68M7GT 8/6
68N7GT 8/6	68O7GT 8/6	68P7GT 8/6
68Q7GT 8/6	68R7GT 8/6	68S7GT 8/6
68T7GT 8/6	68U7GT 8/6	68V7GT 8/6
68W7GT 8/6	68X7GT 8/6	68Y7GT 8/6
68Z7GT 8/6	68A7GT 8/6	68B7GT 8/6
68A7GT 8/6	68C7GT 8/6	68D7GT 8/6
68B7GT 8/6	68E7GT 8/6	68F7GT 8/6
68C7GT 8/6	68G7GT 8/6	68H7GT 8/6
68D7GT 8/6	68I7GT 8/6	68J7GT 8/6
68E7GT 8/6	68K7GT 8/6	68L7GT 8/6
68F7GT 8/6	68M7GT 8/6	68N7GT 8/6
68G7GT 8/6	68O7GT 8/6	68P7GT 8/6
68H7GT 8/6	68Q7GT 8/6	68R7GT 8/6
68I7GT 8/6	68S7GT 8/6	68T7GT 8/6
68J7GT 8/6	68U7GT 8/6	68V7GT 8/6
68K7GT 8/6	68W7GT 8/6	68X7GT 8/6
68L7GT 8/6	68Y7GT 8/6	68Z7GT 8/6
68M7GT 8/6	68A7GT 8/6	68B7GT 8/6
68N7GT 8/6	68C7GT 8/6	68D7GT 8/6
68O7GT 8/6	68E7GT 8/6	68F7GT 8/6
68P7GT 8/6	68G7GT 8/6	68H7GT 8/6
68Q7GT 8/6	68I7GT 8/6	68J7GT 8/6
68R7GT 8/6	68K7GT 8/6	68L7GT 8/6
68S7GT 8/6	68M7GT 8/6	68N7GT 8/6
68T7GT 8/6	68O7GT 8/6	68P7GT 8/6
68U7GT 8/6	68Q7GT 8/6	68R7GT 8/6
68V7GT 8/6	68S7GT 8/6	68T7GT 8/6
68W7GT 8/6	68U7GT 8/6	68V7GT 8/6
68X7GT 8/6	68W7GT 8/6	68X7GT 8/6
68Y7GT 8/6	68Y7GT 8/6	68Z7GT 8/6
68Z7GT 8/6	68A7GT 8/6	68B7GT 8/6
68A7GT 8/6	68C7GT 8/6	68D7GT 8/6
68B7GT 8/6	68E7GT 8/6	68F7GT 8/6
68C7GT 8/6	68G7GT 8/6	68H7GT 8/6
68D7GT 8/6	68I7GT 8/6	68J7GT 8/6
68E7GT 8/6	68K7GT 8/6	68L7GT 8/6
68F7GT 8/6	68M7GT 8/6	68N7GT 8/6
68G7GT 8/6	68O7GT 8/6	68P7GT 8/6
68H7GT 8/6	68Q7GT 8/6	68R7GT 8/6
68I7GT 8/6	68S7GT 8/6	68T7GT 8/6
68J7GT 8/6	68U7GT 8/6	68V7GT 8/6
68K7GT 8/6	68W7GT 8/6	68X7GT 8/6
68L7GT 8/6	68Y7GT 8/6	68Z7GT 8/6
68M7GT 8/6	68A7GT 8/6	68B7GT 8/6
68N7GT 8/6	68C7GT 8/6	68D7GT 8/6
68O7GT 8/6	68E7GT 8/6	68F7GT 8/6
68P7GT 8/6	68G7GT 8/6	68H7GT 8/6
68Q7GT 8/6	68I7GT 8/6	68J7GT 8/6
68R7GT 8/6	68K7GT 8/6	68L7GT 8/6
68S7GT 8/6	68M7GT 8/6	68N7GT 8/6
68T7GT 8/6	68O7GT 8/6	68P7GT 8/6
68U7GT 8/6	68Q7GT 8/6	68R7GT 8/6
68V7GT 8/6	68S7GT 8/6	68T7GT 8/6
68W7GT 8/6	68U7GT 8/6	68V7GT 8/6
68X7GT 8/6	68W7GT 8/6	68X7GT 8/6
68Y7GT 8/6	68Y7GT 8/6	68Z7GT 8/6
68Z7GT 8/6	68A7GT 8/6	68B7GT 8/6
68A7GT 8/6	68C7GT 8/6	68D7GT 8/6
68B7GT 8/6	68E7GT 8/6	68F7GT 8/6
68C7GT 8/6	68G7GT 8/6	68H7GT 8/6
68D7GT 8/6	68I7GT 8/6	68J7GT 8/6
68E7GT 8/6	68K7GT 8/6	68L7GT 8/6
68F7GT 8/6	68M7GT 8/6	68N7GT 8/6
68G7GT 8/6	68O7GT 8/6	68P7GT 8/6
68H7GT 8/6	68Q7GT 8/6	68R7GT 8/6
68I7GT 8/6	68S7GT 8/6	68T7GT 8/6
68J7GT 8/6	68U7GT 8/6	68V7GT 8/6
68K7GT 8/6	68W7GT 8/6	68X7GT 8/6
68L7GT 8/6	68Y7GT 8/6	68Z7GT 8/6
68M7GT 8/6	68A7GT 8/6	68B7GT 8/6
68N7GT 8/6	68C7GT 8/6	68D7GT 8/6
68O7GT 8/6	68E7GT 8/6	68F7GT 8/6
68P7GT 8/6	68G7GT 8/6	68H7GT 8/6
68Q7GT 8/6	68I7GT 8/6	68J7GT 8/6
68R7GT 8/6	68K7GT 8/6	68L7GT 8/6
68S7GT 8/6	68M7GT 8/6	68N7GT 8/6
68T7GT 8/6	68O7GT 8/6	68P7GT 8/6
68U7GT 8/6	68Q7GT 8/6	68R7GT 8/6
68V7GT 8/6	68S7GT 8/6	68T7GT 8/6
68W7GT 8/6	68U7GT 8/6	68V7GT 8/6
68X7GT 8/6	68W7GT 8/6	68X7GT 8/6
68Y7GT 8/6	68Y7GT 8/6	68Z7GT 8/6
68Z7GT 8/6	68A7GT 8/6	68B7GT 8/6
68A7GT 8/6	68C7GT 8/6	68D7GT 8/6
68B7GT 8/6	68E7GT 8/6	68F7GT 8/6
68C7GT 8/6	68G7GT 8/6	68H7GT 8/6
68D7GT 8/6	68I7GT 8/6	68J7GT 8/6
68E7GT 8/6	68K7GT 8/6	68L7GT 8/6
68F7GT 8/6	68M7GT 8/6	68N7GT 8/6
68G7GT 8/6	68O7GT 8/6	68P7GT 8/6
68H7GT 8/6	68Q7GT 8/6	68R7GT 8/6
68I7GT 8/6	68S7GT 8/6	68T7GT 8/6
68J7GT 8/6	68U7GT 8/6	68V7GT 8/6
68K7GT 8/6	68W7GT 8/6	68X7GT 8/6
68L7GT 8/6	68Y7GT 8/6	68Z7GT 8/6
68M7GT 8/6	68A7GT 8/6	68B7GT 8/6
68N7GT 8/6	68C7GT 8/6	68D7GT 8/6
68O7GT 8/6	68E7GT 8/6	68F7GT 8/6
68P7GT 8/6	68G7GT 8/6	68H7GT 8/6
68Q7GT 8/6	68I7GT 8/6	68J7GT 8/6
68R7GT 8/6	68K7GT 8/6	68L7GT 8/6
68S7GT 8/6	68M7GT 8/6	68N7GT 8/6
68T7GT 8/6	68O7GT 8/6	68P7GT 8/6
68U7GT 8/6	68Q7GT 8/6	68R7GT 8/6
68V7GT 8/6	68S7GT 8/6	68T7GT 8/6
68W7GT 8/6	68U7GT 8/6	68V7GT 8/6
68X7GT 8/6	68W7GT 8/6	68X7GT 8/6
68Y7GT 8/6	68Y7GT 8/6	68Z7GT 8/6
68Z7GT 8/6	68A7GT 8/6	68B7GT 8/6
68A7GT 8/6	68C7GT 8/6	68D7GT 8/6
68B7GT 8/6	68E7GT 8/6	68F7GT 8/6
68C7GT 8/6	68G7GT 8/6	68H7GT 8/6
68D7GT 8/6	68I7GT 8/6	68J7GT 8/6
68E7GT 8/6	68K7GT 8/6	68L7GT 8/6
68F7GT 8/6	68M7GT 8/6	68N7GT 8/6
68G7GT 8/6	68O7GT 8/6	68P7GT 8/6
68H7GT 8/6	68Q7GT 8/6	68R7GT 8/6
68I7GT 8/6	68S7GT 8/6	68T7GT 8/6
68J7GT 8/6	68U7GT 8/6	68V7GT 8/6
68K7GT 8/6	68W7GT 8/6	68X7GT 8/6
68L7GT 8/6	68Y7GT 8/6	68Z7GT 8/6
68M7GT 8/6	68A7GT 8/6	68B7GT 8/6
68N7GT 8/6	68C7GT 8/6	68D7GT 8/6
68O7GT 8/6	68E7GT 8/6	68F7GT 8/6
68P7GT 8/6	68G7GT 8/6	68H7GT 8/6
68Q7GT 8/6	68I7GT 8/6	68J7GT 8/6
68R7GT 8/6	68K7GT 8/6	68L7GT 8/6
68S7GT 8/6	68M7GT 8/6	68N7GT 8/6
68T7GT 8/6	68O7GT 8/6	68P7GT 8/6
68U7GT 8/6	68Q7GT 8/6	68R7GT 8/6
68V7GT 8/6	68S7GT 8/6	68T7GT 8/6
68W7GT 8/6	68U7GT 8/6	68V7GT 8/6
68X7GT 8/6	68W7GT 8/6	68X7GT 8/6
68Y7GT 8/6	68Y7GT 8/6	68

ORGAN BUILDERS! N.P.N. Sil. Planar Transistors. All Tested, 1/6 each or £5.00 per 100.

TRANSISTOR BARGAIN SALE! NEW STOCK AT UNBEATABLE PRICES!

OC44, OC45, OC811 now only 1/6 each! £6.00 per 100.
 OC71, OC72 equivalent 1/- each! £3.00 per 100.
 ASY22 Switching Transistors 2/6 each! £10.00 per 100.
 2N753 N.P.N. Silicon Planar, 300mW, 250 Mc/s, High speed switching... 2/6 each!
 BBY28 N.P.N. Silicon Planar, Epitaxial, 300mW, 300 Mc/s... 2/6 each!
 BBY65 N.P.N. Silicon Planar, Epitaxial, 300mW, 100 Mc/s... 2/6 each!
 APZ12 N.P.N. Germanium Alloy Diff. low noise V.H.F. amplifier... 2/6 each!
 Complete sets of transistors for radio:—
 2G344A/2G345A/2G345B/2G371A/2G378A/2G378A + diode... 10/- only!
 GET 120, 2 watts. Heat sink included... 2/6 each!
 Transistor Driver Transformers... 2/6 each!
 Transistor Output Transformers (suitable for our kits above)... 2/6 each!
 OC28... 5/- each!
 BYZ13, 6 amp. rectifiers... 2/6 each!
 Light sensitive transistors similar to OCP 71... 2/- each!
 UNMARKED, UNTESTED TRANSISTORS TO CLEAR... 7/8 for 50!
 Silicon diodes. Make excellent detectors. Also suitable for keying electronic organs.
 1/- each, 20 for 10/-.
 BY 100 type rectifiers. SPECIAL REDUCED PRICE! ONLY 2/6 each. 24/- doz., £7.10.0 per 100, £50.0.0 per 1000.

ELECTROLYTIC CONDENSERS! FANTASTIC SELECTION!

50µF 450 volts .. 1/3	20 + 4	275 volts .. 10d.
64µF 275 volts .. 1/3	32 + 32	275 volts .. 1/6
800µF 15 volts .. 1/2	8 + 16	450 volts .. 1/8
500µF 25 volts .. 10d.	50 + 50	275 volts .. 2/1
	40 + 40 + 20	275 volts .. 2/1
16/16/16, 350v .. 2/2	100/100, 50v .. 3/2	12,500µF, 30v .. 16/-
50/50/50, 350v .. 2/7	150/350, 300v .. 4/-	30,000µF, 30v .. 25/-
1,000µF 70v .. 3/2	250/250, 325v .. 4/-	1,000µF, 15v .. 1/8
100/200, 275v .. 3/2	2000/2000, 25v .. 4/6	1,000µF, 18v .. 1/-
100/200/200/50, 275v 4/-	250µF 50v .. 10d.	500µF, 15v .. 10d.
3,000µF, 35v .. 3/9		
0.20µF .. 3 volt	6µF .. 3 volt	50µF .. 9 volt
1µF .. 50 volt	8µF .. 3 volt	64µF .. 2.5 volt
1µF .. 350 volt	8µF .. 350 volt	64µF .. 9 volt
1.25µF .. 16 volt	8µF .. 350 volt	100µF .. 3 volt
2µF .. 3 volt	8µF .. 450 volt	100µF .. 6 volt
2µF .. 9 volt	8µF .. 50 volt	100µF .. 9 volt
2µF .. 70 volt	8µF .. 275 volt	150µF .. 12 volt
2µF .. 150 volt	10µF .. 25 volt	200µF .. 3 volt
2µF .. 350 volt	10µF .. 150 volt	200µF .. 4 volt
2.5µF .. 16 volt	20µF .. 3 volt	200µF .. 16 volt
2.5µF .. 25 volt	20µF .. 6 volt	250µF .. 2.5 volt
3µF .. 3 volt	20µF .. 9 volt	250µF .. 9 volt
3µF .. 25 volt	20µF .. 15 volt	320µF .. 2.5 volt
3.2µF .. 6.4 volt	25µF .. 6 volt	350µF .. 9 volt
4µF .. 4 volt	25µF .. 12 volt	350µF .. 2.5 volt
4µF .. 12 volt	25µF .. 25 volt	400µF .. 15 volt
4µF .. 25 volt	30µF .. 6 volt	500µF .. 4 volt
4µF .. 6.4 volt	30µF .. 10 volt	500µF .. 6 volt
5µF .. 6 volt	40µF .. 3 volt	640µF .. 2.5 volt
4µF .. 25 volt	40µF .. 6.4 volt	750µF .. 12 volt

All at 1/- each, 9/- per dozen. Mixed Packets of 20 (our selection) 10/-.

PAPER CONDENSERS

0.001µF .. 500 volt	0.02µF .. 600 A.C.	0.25µF .. 350 volt
0.001µF .. 1000 volt	0.02µF .. 350 volt	0.5µF .. 150 volt
0.002µF .. 500 volt	0.1µF .. 350 volt	0.5µF .. 350 volt
0.005µF .. 750 volt	0.1µF .. 750 volt	0.5µF .. 500 volt

All at 15/- per 100, 8/- per dozen. Mixed Bags of 100 (our selection) 10/-.

MULLARD POLYESTER CAPACITORS. ALL HALF PRICE

0.0022µF 400 volts .. 4d.	0.15µF 160 volts .. 7d.
0.0018µF 400 volts .. 4d.	0.22µF 160 volts .. 7d.
0.0015µF 400 volts .. 4d.	0.27µF 160 volts .. 8d.
0.001µF 400 volts .. 4d.	0.056µF 125 volts .. 7d.
0.01µF 400 volts .. 4d.	1µF 125 volts .. 1/6

68pF Tubular pulse ceramic 6d. each
 120pF Disc pulse ceramic 6d. each

VERY SPECIAL VALUE! Silver Mica, Ceramic, Polystyrene Condensers.
 Well assorted. Mixed types and values. 10/- per 100.

RESISTORS Give-away offer! Mixed types and values. 1 to 1 watt.
 6/8 per 100 or 55/- per 1,000.
 Also 1 to 3 watt close tolerance. Mixed values, 7/8 per 100, 55/- per 1,000.

WIRE-WOUND RESISTORS. 1 watt, 3 watt, 6 watt. 6d. each. 7 watt and 10 watt 9d. each.

CONNECTING WIRE. THIN, P.V.C. INSULATED.
 10 yds. 1/-; 100 yds. 7/8; 500 yds. 25/- (post 4/8); 1,000 yds. 40/- (post 6/-).

VALVES, BRAND-NEW AND BOXED. ROCK-BOTTOM PRICES!

DY87 .. 8/9	EY86 .. 8/9	PCL86 .. 8/5
RAB080 .. 7/-	EY87 .. 8/9	PCL200 .. 11/8
EC082 .. 7/4	PABC80 .. 7/1	PL36 .. 10/11
EC083 .. 7/4	PC97 .. 10/6	PL81 .. 8/5
ECL80 .. 7/1	PCC84 .. 7/4	PL83 .. 8/5
ECL86 .. 8/5	PC089 .. 10/6	PL84 .. 8/6
EF80 .. 7/1	PCP80 .. 8/5	PL500 .. 12/5
EF85 .. 7/1	PCL82 .. 8/5	PY32 .. 9/-
EF183 .. 9/5	PCL83 .. 9/10	PY81 .. 6/9
EF184 .. 9/5	PCL84 .. 8/5	PY82 .. 4/9
EY51 .. 8/9	PCL85 .. 8/5	PY800 .. 6/9

A further 10% discount will be given on lots of 50 of any one type.

RECORD PLAYER CARTRIDGES
 Sonotone Mono, 10/-; Acos GP57/29 Mono, 15/-; Acos GP91/35C Stereo compatible, 20/-; Acos GP33/1 Stereo, 25/-; All with needles.

Signal Injector Kit—10/-; Signal Tracer Kit—10/-.

VEROBOARD. All sizes in stock.

24 ins. x 1 in. 0.15 matrix .. 1/1	17 in. x 3 1/2 in. 0.15 matrix .. 14/8
24 in. x 3 1/2 in. 0.15 matrix .. 3/8	
24 in. x 6 1/2 in. 0.15 matrix .. 3/11	5 in. x 2 1/2 in. 0.1 matrix .. 3/11
3 1/2 in. x 3 1/2 in. 0.15 matrix .. 3/11	3 1/2 in. x 2 1/2 in. 0.1 matrix .. 3/9
3 1/2 in. x 5 in. 0.15 matrix .. 5/6	5 in. x 3 1/2 in. 0.1 matrix .. 5/2
17 in. x 2 1/2 in. 0.15 matrix .. 11/-	3 1/2 in. x 3 1/2 in. 0.1 matrix .. 3/11

SPECIAL OFFER!
 Cutter and 5 Boards 2 1/2 in. x 1 in., 9/9. Cutter only, 7/6. Pin Insert Tool, 9/6. Terminal Pins. Packet of 36, 3/6.

BARGAIN OFFER!
 Few only Multimeters, 1,000Ω per volt, 45/-; 20,000Ω per volt, 80/-.

Orders by post to:—
G. F. MILWARD, 17 PEEL CLOSE, DRAYTON BASSETT, Staffs.
 Please include suitable amount to cover postage. Stamped addressed envelope must be included with any enquiries.
 For customers in the Birmingham area goods may be obtained from Rock Exchanges, 231 Alum Rock Road, Birmingham 8. (All POST orders to Drayton.)

ERSIN

Multicore

5 CORE SOLDER

for quick, easy, reliable soldering

Contains 5 cores of non-corrosive flux, instantly cleaning heavily oxidised surfaces. No extra flux required. Ersin Multicore Savbit Alloy also reduces wear of copper soldering iron bits.

SIZE 5 HANDY SOLDER DISPENSER

Contains 10 ft. coil of 18 s.w.g. Ersin Multicore Savbit Alloy. 2/6 each.

SIZE 15 SOLDER DISPENSER

Contains 21 ft. coil of 60/40 Alloy, 22 s.w.g. Ideal for small components, transistors, diodes, etc. 3/- each.

SIZE 12

Ideal for home constructors. Contains 90 ft. of 18 s.w.g. Ersin Multicore Savbit Alloy on a plastic reel. 15/- each.

BIB MODEL 8 WIRE STRIPPER AND CUTTER

Strips insulation cleanly and quickly, fitted with unique 8 gauge wire selector. Plastic handles. 9/6 each.

From Electrical and Hardware shops. If unobtainable, write to: **Multicore Solders Ltd., Hemel Hempstead, Herts.**

YOUR CAREER in RADIO & ELECTRONICS ?

Big opportunities and big money await the qualified man in every field of Electronics today—both in the U.K. and throughout the world. We offer the finest home study training for all subjects in radio, television, etc., especially for the CITY & GUILDS EXAMS (Technicians' Certificates), the Grad. Brit. I.E.R. Exam.; the RADIO AMATEUR'S LICENCE; P.M.G. Certificates; the R.T.E.B. Servicing Certificates; etc. Also courses in Television; Transistors; Radar; Computers; Servo-mechanisms; Mathematics and Practical Transistor Radio course with equipment. We have OVER 20 YEARS' experience in teaching radio subjects and an unbroken record of exam. successes. We are the only privately run British home study College specialising in electronic subjects only. Fulllest details will be gladly sent without any obligation.

To: **British National Radio School, Reading, Berks.**

Please send FREE BROCHURE to:

NAME.....Block

ADDRESS.....Caps.

.....Please

5/68

BRITISH NATIONAL RADIO SCHOOL

Extend your Constructional Range with...

THE TELEAMP

How to make a simple 2-stage audio amplifier suitable for use in the home, in clubs, etc., based entirely on components salvaged from old TV receiver chassis.

Radio enthusiasts! Take the next step and progress into the television field. Month by month PRACTICAL TELEVISION brings you the expert know-how you need for a whole new range of fascinating experiments and constructional projects.

Outstanding Features in This Issue :

FAULT FINDING FOCUS

First of a new series devoted to speedy fault diagnosis and the various practical problems that arise during the course of TV servicing.

DRIVING SHADOWMASK TUBES

Analyses the shadowmask colour TV tube, and gives a clear account of the production of colour TV displays and the problems of compatible colour/black-and-white picture reproduction.



*Plus a wide variety of articles
on TV theory*

★ **GO FOR THE APRIL ISSUE
OUT NOW 2'6**

Practical Wireless Classified Advertisements

SERVICE SHEETS

SERVICE SHEETS. RADIO, TV, 5,000 Models. List 1/6. S.A.E. Enquiries. TELRAY, 11 Maudland Bank, Preston, Lancs.

SERVICE SHEETS (75,000) 4/- each: please add loose 4d. stamp; callers welcome; always open. THOMAS BOWER, 5 South Street, Oakenshaw, Bradford.

SERVICE SHEETS. RADIO, TELEVISION, TAPE RECORDERS, 1925-1968 by return post, from 1/-, with free fault-finding guide. Catalogue 5,000 models 2/6. Please send stamped addressed envelope with all orders/enquiries. HAMILTON RADIO, 54w London Road, Bexhill, Sussex.

RADIO, TELEVISION over 3,000 models. JOHN GILBERT TELEVISION, 1b Shepherds Bush Rd., London W.6. SHE 8441.

MISCELLANEOUS

ELECTRONIC sound and musical devices required for exploitation. Adequate finance available. Projects developed to pre-production stage required. Royalty payments guaranteed. Details only Box No. 74.

ELECTRONIC MUSIC?

Then how about making yourself an electric organ? Constructational data available—full circuits, drawings and notes! It has 5 octaves, 2 manuals and pedals with 24 stops—uses 41 valves. With its variable attack you can play Classics and Swings.

Write NOW for free leaflet and further details to C. & S., 20 Maude Street, Darlington, Durham. Send 3d. stamp.

TAPE RECORDERS, TAPES, Etc.

TAPES TO DISC—using finest professional equipment 45 rpm—18/-. S.A.E. leaflet. DEROY, High Bank, Hawk Street, Carnforth, Lancs.

EDUCATIONAL

RADIO OFFICERS see the world! Sea-going and shore appointments. Trainee vacancies during 1968. Grants available. Day and Boarding students. Stamp for prospectus. Wireless College, Colwyn Bay

RADIO OFFICER training courses. Write: Principal, Newport and Monmouthshire College of Technology, Newport, Mon.

TRAIN FOR SUCCESS WITH ICS

Study at home for a progressive post in Radio, TV and Electronics. Expert tuition for I.E.R.E., City & Guilds (Telecoms and Radio Amateurs) R.T.E.B., etc. Many unique diploma courses incl. Colour TV, Electronics, Telemetry & Computers. Also self-build kit courses—valve and transistor.

Write for FREE prospectus and find out how ICS can help you in your career.

ICS, DEPT. 541, INTERTEXT HOUSE, LONDON, SW11

RATES: 1/6 per word (minimum 12 words). Box No. 1/6 extra.

Advertisements must be prepaid and addressed to Advertisement Manager, "Practical Wireless", George Newnes Ltd., 15/17 Long Acre, London, W.C.2

EDUCATIONAL

(continued)

CITY & GUILDS (electrical, etc.) on "Satisfaction or Refund of Fee" terms. Thousands of passes. For details of modern courses in all branches of electrical engineering, electronics, radio, TV, automation, etc., send for 132-page Handbook—FREE. B.I.E.T. (Dept. 168K), Aldermaston Court, Aldermaston, Berks.

BECOME "Technically qualified" in your spare time, guaranteed diploma and exam. home-study courses in radio, TV servicing and maintenance. T.T.E.B., City and Guilds, etc.; highly informative 120-page Guide—free. CHAMBERS COLLEGE (Dept. 857K), 148 Holborn, London, E.C.1.

SITUATIONS VACANT

SERVICE ENGINEERS. Vacancies exist for a number of Radio and Tape Recorder Engineers in the Service Department. A varied range of equipment is handled which will offer plenty of scope for experienced men to use their knowledge and initiative. Good starting rates are offered to suitable applicants who will progress to Staff status. Apply: Service Manager, ELIZABETHAN ELECTRONICS LIMITED, Crow Lane, Romford Essex.

FREE TO AMBITIOUS ENGINEERS! 132 page Guide to B.Sc. (Eng.), A.M.I.E.R.E., A.M.S.E., A.M.I.M.I., CITY & GUILDS, A.I.O.B., A.R.I.C.S., G.C.E., etc. on 'Satisfaction or Refund' terms. Thousands of passes—over 600 Home Study Courses in all branches of Engineering, Building, Radio, Electronics, etc. Write: B.I.E.T. (Dept. 169K), Aldermaston Court, Aldermaston, Berks.

IF YOU ARE a Radio enthusiast and would like a position with a future, apply to BERRY'S RADIO, 25, High Holborn, London, W.C.1.

SITUATIONS VACANT

(continued)

TV and Radio, A.M.I.E.R.E., City & Guilds, R.T.E.B., Certs., etc. on 'Satisfaction or Refund of Fee' terms. Thousands of passes. For full details of exams and home training Courses (including practical equipment) in all branches of Radio, TV, Electronics, etc. write for 132-page Handbook—FREE. Please state subject. BRITISH INSTITUTE OF ENGINEERING TECHNOLOGY (Dept. 137K), Aldermaston Court, Aldermaston, Berks.

RADIO TECHNICIANS

A number of suitably qualified candidates are required for unestablished posts, leading to permanent and pensionable employment (in Cheltenham and other parts of the UK, including London). There are also opportunities for service abroad.

Applicants must be 19 or over and be familiar with the use of Test Gear, and have had practical Radio/Electronic workshop experience. Preference will be given to such candidates who can also offer "C" Level GCE Passes in English Language, Maths and/or Physics, or hold the City and Guilds Telecommunications Technician Intermediate Certificate or equivalent technical qualifications. A knowledge of electromechanical equipment will be an advantage.

Pay according to age, e.g. at 19—£828, at 25—£1,076.

Prospects of promotion to grades in salary range £1,159—£1,941. There are a few posts carrying higher salaries.

Annual Leave allowance of 3 weeks 3 days rising to 4 weeks 2 days. Normal Civil Service sick leave regulations apply.

Application forms available from:

Recruitment Officer (RT/37),
Government Communications
Headquarters,
Oakley, Priors Road,
CHELTENHAM, Glos.

RADIO TECHNICIAN with sound knowledge of at least three of the following types of equipment required immediately for Meteorological Office Ocean Weather Ships: Single Side-Band Transmitter, Radar (Navigational), Radar Height Finding, Echo Sounders, Radio Receivers, Automatic DF, VHF, and MF Low Voltage Servo Recorders, Digital Telemetry Equipment.

Salary scale £745—£1,242 per annum according to age, plus £120 overtime allowance. Free food and accommodation provided on board ship. Applicants must be natural born British subjects. Full details from Shore Captain, Ocean Weather Ship Base, Great Harbour, Greenock. Telephone Greenock 24291.

SITUATIONS VACANT
(continued)

SITUATIONS VACANT

A Vacancy exists for a young man aged 18 years or over, who possesses some knowledge of Transistor Circuitry and Fault-Finding. Further "on the job" training will be given in the field of Telecommunications.

Please apply to Personnel Manager,
Cambridge Works Ltd., Haig Road, Cambridge.
Tel. Cambridge 51351 Extn 327

RADIO OPERATOR preferably with PMG 2 Certificate required immediately for duty on Meteorological Office Ocean Weather Ships.

Salary scale £792-£1,230 per annum according to age, plus £143 overtime allowance. Free food and accommodation provided on board ship. Applicants must be natural born British subjects. Full details from Shore Captain, Ocean Weather Ship Base, Great Harbour, Greenock. Telephone Greenock 24291.

SHORTWAVE LISTENERS

INTERESTED IN SHORT-WAVE RADIO? Then you'll be interested in the Radio New York Worldwide Listeners' Club! Each month thousands of Club members throughout the world receive a Club magazine filled with special features and news about international communications . . . about short-wave radio. Radio New York Worldwide (WNYW) is the only commercial, non-government short-wave station broadcasting from the United States. We're a special radio station with a very unique Listeners' Club, in fact it's the largest Club of its type in the world today! We invite you to write in and request a free sample issue of the Club Magazine now . . . you'll enjoy it! **RADIO NEW YORK WORLDWIDE LISTENERS' CLUB** 485 Madison Avenue, New York 10022, USA.

FOR SALE

HAMMERITE HAMMER PATTERN ENAMEL

AIR DRYING • JUST BRUSH ON

TRIAL TIN
(covers 5 sq. ft.)

3/9
+ 9d. post.

1pt. 8/-, 1pt. 18/-. Carr. orlers up to 5/-, 9d; up to 10/-, 1/9d; over 10/-, 3/-. Colours: blue, silver, black, bronze. Others available. No primer needed. Panel transfers, fireproof spray thinners etc. **LIST FREE INDUSTRIALISTS**

SAVE TIME AND \$\$\$!
(2 pints will do a Mini).

AMAZING RESULTS. JUST TRY IT!

FINNIGAN SPECIALTY PAINTS (PW)
Mickley Square, Stockfield, Northumberland
Tel. Stockfield 2280

FOR SALE
(continued)

SEE MY CAT. for this and that. Tools, materials, mechanical and electrical gear—lots of unusual stuff. This Cat. is free for the asking. **K. R. WHISTON** (Dept. PWC), New Mills, Stockport.

Well-known units by leading makers! **OSCILLOSCOPES** for sale, at bargain prices, various types from £20 to £195. Second hand but in good condition. A.C. mains operated, 3 1/2 in. screens, twin beams, long persistence C.R.T.'s on some models. Few only . . . not to be missed. (Dept. PRM), Lind-Air (Electronics) Ltd., 53 Tottenham Court Road, W.1. 01-580-4532 (Callers Welcome).

YUKAN SELF-SPRAY SO PROFESSIONAL THE YUKAN AEROSOL WAY -

Get these **air drying GREY HAMMER** NOW! OR **BLACK WRINKLE** (CRACKLE) finishes

Yukan Aerosol spraykit contains 16 ozs. fine quality durable easy instant spray. No stove baking required. Hammers available in grey, blue, gold, bronze, Modern Eggshell Black Wrinkle (Crackle) all at 14/6 at our counter or 15/11 carriage paid, per push-button self-spray can. Also Durable, heat and water resistant Black Flat finish (12 ozs. self-spray cans only) 13/11 carriage paid.

Other Yukan Air Drying Aerosols, 16 ozs. at 15/11 each, plus includes: Zinc Chromate Clear Lacquer Metallics: Grey, Blue, Bronze and Gold.

SPECIAL OFFER: 1 can plus optional transferable snap-on trigger-handle (value 5/3 for 18/11) carriage paid. Choice of 13 self-spray paint colours and primer (Motor car quality) also available.

Please enclose cheque or crossed P.O. for total amount to:

YUKAN, PW/E LONDON, W.2.

Dept. 307A, EDGWARE ROAD, W.2.

We supply many Government Departments, Municipal Authorities, Institutes and Leading Industrial Organisations—We can supply you too.

Open all day Saturday. Closed Thursday afternoons.

FOR SALE
(continued)

MINIFLUX 4-Track stereophonic/monophonic record/playback heads. List Price 6 gns.—Special Offer 55/- each. **MINIFLUX 4-Track stereophonic/monophonic Ferrite Erase Heads.** List Price £3.10.0.—Special Offer 32/6 each, or supplied together (one of each) at £3.17.6. **SKN4 4-track stereophonic record/play heads for Transistor Circuits at 55/- each.** Also available 1-track and full-track monophonic Ferrite Erase Heads. All heads complete with technical specifications. Send S.A.E. for details. **LEE ELECTRONICS**, 400 Edgware Rd., Paddington 5521.

CURSONS TRANSISTORS

ALL GUARANTEED

1/- each. BAY31, BAY50, DK10, OA70, OA81, OA10, OA200, OA90, OA91, OA259.

2/- each. XA101, XA102, OC71, OC72, OC81, OC81D, OC44, OC45, GET16, FST3/1, ACY22.

3/- each. OC139, OC140, 2N706, 2N708, 2N2894, BY100, RAS310AF, 2N914, 2N916, BSY25, BSY26, BSY27, BSY95A, AFZ12, BFY18, BFY19, BFY26, BFY36.

7/6 each. RAS508AF, CRS3/40, BLY10, BLY11, BUY10, BUY11, ADY22, ADY23, ADY24, 2N2234, 2N2235, OC22, OC26, OC28, OC35.

ZENER DIODES

3-9v to 26v, 1/4w 3/- each, 1-5w 4/-, 7w 5/- each.

SAE, full new list:—

B. W. CURSONS
78 BROAD STREET
CANTERBURY, KENT

MORSE MADE EASY !!

FACT NOT FICTION. If you start **RIGHT** you will be reading amateur and commercial Morse within a month. (Normal progress to be expected.)

Using scientifically prepared 3-speed records you automatically learn to recognise the code **RIGHT** without translating. You can't help it, it's easy as learning a tune. 18 W.P.M. in 4 weeks guaranteed.

For details and course C.O.D. ring, s.t.d. 01-660 2896 send 8d. stamp for explanatory booklet to:

G3CHS/P. 45 GREEN LANE, PURLEY, SURREY

WANTED

WANTED Masteradio 6V 5-pin Vibrator. Also valve C.L.33. Reasonable price paid. Box No. 77.

WE BUY New Valves and Transistors. State price. **A.D.A. MANUFACTURING CO.** 116 Alfreton Road, Nottingham.

WANTED
(continued)

WANTED: Popular Brand New Valves. R.H.S., Stamford House, 538 Great Horton Road, Bradford 7.

WANTED NEW VALVES ONLY

Must be new and boxed
Payment by return

WILLIAM CARVIS LTD
103 North Street, Leeds 7

VALVES WANTED, brand new popular types boxed. DURHAM SUPPLIES (C), 175 Durham Road, Bradford 8, Yorkshire.

WANTED: New valves, transistors etc.; state price. E.A.V. Factors 202 Mansfield Road, Nottingham.

WE BUY New Valves. Transistors and clean new components, large or small quantities, all details, quotation by return. WALTON'S WIRELESS STORES, 55 Worcester Street, Wolverhampton.

DAMAGED Avo Meters. Models 7 and 8. Damaged Meggers, any quantity. Send for packing instructions. HUGGETT'S LTD., 2/4 Pawson's Road, West Croydon.

ELECTRICAL

COMMUNICATION RECEIVER
TYPE
T.R.G.D.X./20.C.

Brand new fully transistorised Communications Receiver. Specifications: 4 complete ranges 550 Kcs to 30 Mcs, covering all amateur bands, shipping and traveller bands, and broadcast bands. A highly efficient double tuned superhet, comprising R/F aerial tuning section, A.V.C. and built in B.F.O. for C.W. or SSB reception. Ideal for fixed or mobile reception. Operates from Standard 9 volt battery, provided, that fits internally. Gives 3 watts audio output. With speaker and headphone output. Hammer finished robust steel case of pleasing modern design with all controls on well set-out front panel. Size approx. 9 x 7 x 6 in. British manufacture. Due to huge purchase we can offer these excellent receivers at less than half their normal price. Complete with handbook £16.00, cart and ins. £1. Headphones if required 15/- extra, p.p. 3/6. FREE. First orders received up to ten days after publication date of this advertisement will receive free a wonderful battery eliminator enabling you to run this receiver and most transistor radios direct from the mains.

COLLAPSIBLE AERIAL
IN 5 SECTIONS
CLOSED 13½"
OPEN 5'-6"
BASE

A fully adjustable highly efficient whip aerial. Made to exacting specifications. Copper plated sections. Brass base. An ideal aerial for TX/RX use. Easily adaptable for cars, scooters, walkie talkies etc. Brand new in maker's boxes. Only £1 each, post and packing 2/6. Two aerials 35/-. p.p. 2/6. All orders to: Dept. P.W.10

GLOBE SCIENTIFIC LTD
24 CAWOODS YARD, MILL STREET
MARSH LANE, LEEDS 9, Leeds 35990

ELECTRICAL
(continued)

240 volt ELECTRICITY ANYWHERE

With Most Brilliant Performance Ever from 12 Volt Car Battery. **BRILLIANT HEAVY DUTY 240 volt AMERICAN DYNAMOTOR** with BIG 220 WATT OUTPUT. Marvellous for TELEVISION, ELECTRIC DRILLS, MAINS LIGHTING and ALL UNIVERSAL AC/DC MAINS EQUIPMENT. Marvellous for fluorescent lighting. Thousands of uses. Tremendous purchase makes fantastically low price possible. ONLY £7.0.0 each plus 10/- delivery. C.O.D. with pleasure. MONEY BACK if not DELIGHTED. **STANFORD ELECTRONICS** Dept. P.W. Generator Specialist
No. 4 Rear Derby Road, North Promenade, Blackpool
Please send S.A.E. for illustrated details.

METAL WORK

METAL WORK: All types cabinets, chassis racks, etc. to your specifications. PHILPOTTS METAL WORKS LTD., Chapman Street, Loughborough.

BOOKS & PUBLICATIONS

AUDIO. America's foremost journal. Year's subscription 50/-. Specimen copy 4/6. All American radio journals supplied—list free. Willen (Dept. 40), 61a Broadway, London E.15.

SURPLUS HANDBOOKS

- 19 set Circuit and Notes ... 5/6 p/p 6d.
- 1155 set Circuit and Notes ... 5/6 p/p 6d.
- H.R.O. Technical Instructions ... 4/6 p/p 6d.
- 38 set Technical Instructions ... 4/6 p/p 6d.
- 46 set Working Instructions ... 4/6 p/p 6d.
- 88 set Technical Instructions ... 6/- p/p 6d.
- BC.221 Circuit and Notes ... 4/6 p/p 6d.
- Wavemeter Class D Tech. Instr. ... 4/6 p/p 6d.
- 18 set Circuit and Notes ... 4/6 p/p 6d.
- BC.1000 (31 set) Circuit and Notes ... 4/6 p/p 6d.
- CR.100/B.28 Circuit and Notes ... 9/6 p/p 9d.
- R.107 Circuit and Notes ... 6/- p/p 6d.
- AR.88D Instruction Manual ... 16/- p/p 1/6
- 62 set Circuit and Notes ... 5/6 p/p 6d.
- Circuit Diagram 4/- each post free. R.1116/A. R.1224/A. R.1355. R.F. 24, 25 and 26, A.1134. T.1154. CR.300. BC.312. BC.342. BC.348J. BC.348 (E.M.P.). BC.624, 22 set.
- 52 set Sender and Receiver circuits 7/6 post free

Resistor colour code indicator, 2/- p/p 6d.
S.A.E. with all enquiries please.
Postage rates apply to U.K. only.

Mail order only to:

INSTRUCTIONAL HANDBOOK SUPPLIES
DEPT. PW, TALBOT HOUSE,
28 TALBOT GARDENS, LEEDS 8

RECEIVERS & COMPONENTS

150 NEW ASSORTED Capacitors. Resistors, Silvered Mica, Ceramic, etc. Carbon, Hystab, Vitreous. ½-20 watt, 12/6 Post Free. **WHIT-SAM ELECTRICAL**, 18 Woodrow Close, Perivale, Middlesex.

RECEIVERS & COMPONENTS
(continued)

MULLARD AD161/2 comp. pwr. pr. 15/6. List 3d. Amatronix Ltd., 396 Selsdon Rd., Croydon, Sy.

QUALITY NEW VALVES
Guaranteed six months. Postage 4d.

DAF96 6/3	ECC82 4/8	EF184 6/3	FL36 9/-
DF91 2/3	ECC83 5/3	EL84 4/8	FL81 7/3
DP96 6/3	ECH81 5/3	EY86 5/8	PY33 8/6
DK92 6/8	ECL82 6/-	EZ80 4/-	PY81 5/3
DK96 7/-	EF80 4/8	PC84 5/8	PY82 5/-
DL92 3/8	EF85 5/3	PC89 10/-	UAB80/8 5/8
DL98 2/6	EF88 6/-	PCF80 6/8	UBF89 8/3
DL98 7/-	EF91 1/9	PCL82 6/3	UCH81 6/3
EABC80 5/6	EF93 3/6	PCL83 9/-	UCL82 6/8
EBF89 5/8	EF95 2/6	PCL84 7/6	UL84 5/8
ECC81 3/8	EF183 6/-	PCL85 8/-	UY85 5/-

SEMICONDUCTORS
Guaranteed twelve months. Post free.

AC107 4/-	BC108 3/8	OA91 1/8	OC75 2/6
AF114 3/2	BF180 8/-	OC35 6/8	OC81 2/2
AF117 2/8	BFY50 5/6	OC44 1/8	OC83 3/-
AF239 11/-	BY100 3/8	OC71 2/8	OC170 3/-

Liste valves, semiconductors, components, on request

J. R. HARTLEY
2 Waterloo Terrace
Bridgnorth, Shropshire

STUDENT ELECTRONIC SERVICES
194 Regent Road, Salford 5

Your reliable, prompt and inexpensive Service of components:

- Resistors 5% tol. ¼ and ½ watt 4.7ohm-10M. ohm. 2d. each.
- Capacitors (5d.-10d. each), FET's (10/-), Silicon Rectifiers (3/6).
- Sole distributors of I.M.E.L. assembly stand. Stockists of LEKTROKIT Enclose 6d. for price list.

WILSON ELECTRONICS

EAGLE PRODUCTS—Compare these prices

Crossover Network CN23 3 ohm	14/9
Crossover Network CN215 15 ohm.	14/9
Signal Injector IT11	30/-
Multimeter Kew 7 lk. O.P.V.	51/-
Multimeter Kew 65 20k. O.P.V.	175/-
Intercom IT205	67/9
Phone Monitor T.M.69	39/-
Phone Pick-up Coil T.P.100	10/6
Transistor Tester TT144	84/-
Transistor Tester TT145	181/9

GUARANTEED TRANSISTORS

- 2/- each AC126, 127, 128, S18T (OC83).
- 2/6 each OC44, 45, 81D, 81, 82D, 82.
- 3/- each OC71, 72, 170, 84, AF118, 119.
- 3/6 each AF115, 116, 117, 125, 127.
- 4/- each AF114, OC171, OC172.
- 7/- each OC22, 23, 25, 26, 28, 30, 200.
- 11/6 each AD140, 149, OC35, 36, 38.

23 Wadhams Road, Woodthorpe, Nottingham

COMPONENTS

POSTAL SERVICE

- ★ RECHARGEABLE BATTERIES (Sealed D5/AC Ni-Cd)
- PP3 Equiv.: 9v. 39/- (p & p 2/- ea.)
- U2 Equiv.: 1.25v. 35/9 (p & p 2/- ea.)
- U7 Equiv.: 1.25v. 14/6 (p & p 1/6 ea.)
- U11 Equiv.: 1.25v. 28/6 (p & p 1/6 ea.)



- ★ NEW BARGAIN PACK 100 Hi-stab Resistors, 30 Silicon diodes (ungraded), 8 Rectifiers (top hat) 15/-
- ★ ASSORTED RESISTORS — Hi-Stab. 360 off (5% 1/10; ¼, ½ watt, worth 83) 15/- (P. & P. 1/9 per order) C.W.O.

S.A.E. for list of Industrial Components for the Home Constructor.

ELMBRIDGE INSTRUMENTS LTD.
Island Farm Avenue, West Molesey, Surrey

RECEIVERS & COMPONENTS
(continued)

WAVEFORM GENERATORS type 51, mains. 30/- carriage £1. Marconi Signal Generator TFS17, mains. £4.10s. carriage £1. NOYCE, High Lws. Abbeystown, Cumberland.

All Mullard devices, new marked and guaranteed. P.O.A. 0.0001 µF at 160V, 250V, 400V, 500V to 1 µF 500V, all values 6d. each. 5/- per doz. or 50 for 15/- our choice, 20/- your choice. Resistors: 10 ohm to 26 megohm 10%, ½W, 4d. each, 10/- for 50 mixed, 20/- for 50 your choice. 1/- P. & P. Over 20/- post free. C.W.O.

Dept. A2, 102 Arundel Street,
Ashton-under-Lyne, Lancs.

BRAND NEW TELEVISION TUBES
2 YEAR GUARANTEE. HUGE RANGE
12" £3; 14" £4.15.0; 17" £5.15.6
19" £6.17.6, etc., etc. Carriage, etc. 12/-
Also British and Telefunken valve lists!
PHILIP H. BEARMAN, 6 Potters Road,
New Barnet, Hertfordshire. Tel. 449/1934

FANTASTIC OFFER!!!

Computer printed circuit boards. Comprising transistors, diodes, resistors etc. Ideal for constructing amplifiers, receivers etc., etc.

Price: 5 boards for only 10/- p. & p. 2/-

TELE-RADIO (1943) LTD
189 EDGWARE ROAD, LONDON W.2

STELLA NINE RANGE CASES

Manufactured in Black, Grey, Lagoon or Blue Stelvetite and finished in Plastic-coated Steel Morocco Finish. The frame is of Dura with Aluminium end plates. Rubber feet are attached and there is a removable back plate with removable Aluminium front panel.

LIST OF PRICES AND SIZES
which are made to fit Standard Alloy Chassis

Width	Depth	4"		6"		7 1/2"	
		h	s	h	s	h	s
6 1/2"	3 1/2"	10	0	12	6	14	6
6 1/2"	4 1/2"	11	6	14	6	16	6
8 1/2"	3 1/2"	12	6	16	0	17	9
8 1/2"	6 1/2"	17	9	1	6	1	5
10 1/2"	7 1/2"	1	3	0	8	0	11
12 1/2"	3 1/2"	17	9	1	1	1	4
12 1/2"	5 1/2"	1	2	3	1	7	0
12 1/2"	8 1/2"	1	8	9	1	14	6
14 1/2"	3 1/2"	1	0	6	1	5	0
14 1/2"	9 1/2"	1	15	0	2	4	9
16 1/2"	6 1/2"	1	11	0	1	17	0
16 1/2"	10"	1	19	3	2	10	0

CHASSIS in Aluminium, Standard Sizes, with Gusset Plates

Sizes to fit Cases				All 2 1/2" Walls			
h	s	h	s	h	s	h	s
6"	3"	5	8	10"	7"	8	6
6"	4"	5	9	12"	3"	8	9
8"	3"	6	8	12"	5"	7	6
8"	6"	7	9	12"	8"	10	9
				16"	10"	16	0

Post on all orders 3/-.

E. R. NICHOLLS

Manufacturer of Electronic Instrument Cases

46 LOWFIELD ROAD
STOCKPORT, CHESHIRE

Tel: ST0ckport 2179

RECEIVERS & COMPONENTS
(continued)

SELLING... Codar CR70A Receiver. Excellent. £13. Yewani, Elm Grove, Barnham, Bognor, Sussex.

SUPERIOR QUALITY NEW RESISTORS

Carbon film Low noise High stability
Power range series per doz per 100
1W 5% 5-1Ω to 330kΩ E24 1/10 14/6
1W 10% 1Ω to 4-7Ω E12 +3d. pre-resistor
1W 10% 4-7Ω to 10MΩ E12 1/9 12/6
1W 5% 4-7Ω to 10MΩ E24 2/2 17/-
1W 10% 4-7Ω to 10MΩ E12 3/3 25/10
1/6 per 100 less in 100's of one ohmic value
PLEASE state your choice of values.

QUALITY CARBON SKELETON PRE-SETS:
100Ω, 250Ω, 500Ω, 1kΩ, 2kΩ, 5kΩ, 10kΩ, 20kΩ, 50kΩ, 100kΩ, 250kΩ, 500kΩ, 1MΩ, 2MΩ, 5MΩ, 10MΩ.
Available in horizontal or vertical mounting 1/- each.

LOW COST VOLUME CONTROLS: 100Ω to 10MΩ
lin 2/3 each, 5kΩ to 5MΩ log 2/3 each.

CERAMICS: 100, 220, 470, 1000, 2200, 4700pF, 500V 5d, 0-005, 0-01, 0-02, 0-05µF 50V 5d.

ELECTROLYTICS: 5, 10, 25, 50µF 10V, 5, 10µF 25V 9d, 100, 200µF 10V, 25, 50µF 25V 1/-.
Sub-min Mullard C426 range: all values in stock.

Large or small orders despatched same day.

EVERYTHING BRAND NEW... NO 'SURPLUS'

Send 1/- for our catalogue containing data on 200 up-to-date semiconductor components available from stock, as well as many other components, also transistor equivalent charts. Invaluable to every serious experimenter and designer.

DISCOUNTS: 10% over £3, 15% over £10.
Post and Packing: 1/- under £1, free over £1

ELECTROVALUE

6 MANSFIELD PLACE ASCOT BERKSHIRE

DUXFORD ELECTRONICS (PW)
Duxford, Cambs.

C.W.O. P. & P. 1/- Minimum order value 5/-.
(Trade inquiries invited)

CAPACITORS (Tubular, Axial Leads):

Electrolytic (Mullard): -10% to +50%.
4V: 8µF, 32µF, 64µF, 125µF, 250µF, 400µF.
6-4V: 6-4µF, 25µF, 50µF, 100µF, 200µF, 320µF.
10V: 4µF, 16µF, 32µF, 64µF, 125µF, 200µF.
16V: 2-5µF, 10µF, 20µF, 40µF, 80µF, 125µF.
25V: 1-6µF, 6-4µF, 12-5µF, 25µF, 50µF, 80µF.
40V: 1µF, 4µF, 8µF, 16µF, 32µF, 50µF.
64V: 0-64µF, 2-5µF, 5µF, 10µF, 20µF, 32µF.
All values 1/3 each.

Polyester (Mullard): ±10%.
160V: 0-01µF, 0-015µF, 0-022µF, 6d, 0-033µF, 0-047µF, 7d, 0-068µF, 0-1µF, 8d, 0-15µF, 10d, 0-22µF, 11d, 0-33µF, 1/2, 0-47µF, 1/5, 0-68µF, 2/1, 1µF, 2/6, 400V: 0-001µF, 0-0015µF, 0-0022µF, 0-0033µF, 0-0047µF, 0-0068µF, 0-01µF, 6d, 0-015µF, 0-022µF, 7d, 0-033µF, 8d, 0-047µF, 0-068µF, 9d, 0-1µF, 10d, 0-15µF, 1/1, 0-22µF, 1/5, 0-33µF, 2/1, 0-47µF, 2/6.

Polystyrene: ±5%. 160V: 5pF, 10pF, 15pF, 22pF, 33pF, 47pF, 56pF, 68pF, 100pF, 150pF, 220pF, 330pF, 470pF, 680pF, 820pF, 5d, 1,000pF, 1,500pF, 2,200pF, 6d, 3,300pF, 4,700pF, 5,600pF, 7d, 10,000pF, 8d, 15,000pF, 22,000pF, 9d.

POTENTIOMETERS (Carbon): Long life, low noise. 1W at 70°C. ±20% ≤ 1M, ±30% > 1M. Body dia., 1/2in. Spindle, 1/16in. 2/- each. Linear: 100, 250, 500 ohms, etc., per decade to 10M. Logarithmic: 5k, 10k, 25k, etc., per decade to 5M.

SKELETON PRE-SET POTENTIOMETERS (Carbon): Linear: 100, 250, 500 ohms, etc., per decade to 5M.

Miniature: 0.3W at 70°C. ±20% ≤ 1M, ±30% > 1M. Horizontal (0.7in × 0.4in P.C.M.) or Vertical (0.4in × 0.2in P.C.M.) mounting, 1/- each.

Submin: 0.1W at 70°C. ±20% ≤ 1M, ±30% > 1M. Horizontal (0.4in × 0.2in P.C.M.) or Vertical (0.2in × 0.1in P.C.M.) mounting, 10d. each.

RESISTORS (Carbon film): High stability, very low noise. ½W at 70°C. Body 1/16in × 1/16in. Values in each decade: 10, 11, 12, 13, 15, 16, 18, 20, 22, 24, 27, 30, 33, 36, 39, 43, 47, 51, 56, 62, 68, 75, 82, 91 from 4-7Ω to 1M. ±5%, 2d. each. 1-2M, 1-5M, 1-8M, 2-2M, 2-7M, 3-3M, 3-9M, 4-7M, 5-6M, 6-8M, 8-2M, 10M. ±10%, 2d. each.

SEMI-CONDUCTORS (All new): OA5, OA81, 1/6, OC44, OC45, 1/9, OC71, OC72, OC73, OC81, OC81D, OC82D, OC170, OC171, 2/3, OC140, AF115, AF116, AF117, 3/-.

SILICON RECTIFIERS: 0.5A at 70°C. 400 P.I.V., 3/-, 800 P.I.V., 3/3, 1,250 P.I.V., 3/9, 1,500 P.I.V., 4/-.

SEND S.A.E. FOR JANUARY 1968 CATALOGUE

RECEIVERS & COMPONENTS
(continued)

RESISTORS

½ watt carbon film 5%.

All preferred values in stock from 10 ohms to 10 megohms. 2d. each.
Send S.A.E. for free sample

CAPACITORS

Mullard miniature metallised polyester P.C. mounting, all 250V d.c. working, 0-01mF, 0-022mF, 0-047mF, 0-1mF, 0-22mF, all at 6d. each.

Hunts tubular 0-1mF, 200V working at 3d. each.

Send 6d. stamp for extensive list of low-priced Electronic Components.

Please include 1/- postage and packing on all orders under £1.
Dept. P.W.11.

BRENSAL ELECTRONICS LTD.
CHARLES STREET, BRISTOL

SURPLUS BARGAINS
(EX GOVT.)

FAMOUS NO. 19 SET TRANS/RECEIVER



Covers 2-8Mc/s in 2 bands. 11 valve superhet P.A. receiver including 807 P.A. Power reqs. I.T. 12V. H.T. rec. 275V. H.T. transmit 500V. D.C. Slightly used 55/- Selected condition 85/-.

All 19 set ancillary parts available.

COLLINS (U.S.A.) RECEIVER 7 valve superhet (Int. Octal valves). Exceptionally stable for 88B. Frequency coverage 1.5-12 Mc/s. Power required. 250V. D.C. 80mA. 12v. A.C. 1.25A. Excellent condition £12.0.0

No. 31 TRANSMITTER. VHF 40-48 Mc/s. Tunable. 90/60/41v. battery operation. 70/-.

No. 88 TWO WAY RADIO. 40-42 Mc/s. Crystal controlled. 4 channel. 50/- each.

B44 VHF RADIO TELEPHONE. 60-95 Mc/s. Crystal controlled. 12v. DC operation. £7.10.0.

No. 62 TRANSMITTER RECEIVER. 1-6-10 Mc/s. Tunable or crystal controlled. 12v. D.C. operation. £15.10.0.

R.C.A. C29 TRANSMITTER RECEIVER. 2-8 Mc/s. Complete station. Brand New. 12 or 24v. D.C. operation. £19.10.0.

No. 52 RECEIVERS. Few left. Used (serviceable). £7.10.0.

TUBULAR STEEL TELESCOPIC AERIAL MASTS.

20ft. 1 section 70/-.

32ft. as above with 12ft. whip 80/-.

34ft. 6 section 90/-.

MAKE YOUR OWN AERIAL MAST!

5ft 8in., 2in. dia. interlocking steel sections. (7 sections make 35ft. mast)

20/- per section.

NYLON GUY ROPES with semi-automatic tensioner. 33ft. 6/8; 50ft 7/8; 60ft 9/-.

ROTARY TRANSFORMERS BY HOOVER.

12v. D.C. input. Output 250v. D.C. at 125mA 25/-.

12v. D.C. input. Output 490v. D.C. at 65mA. 25/-.

REJECTOR UNIT. For rejecting unwanted signals. Switched 4 ranges. 1-2-10 Mc/s. 30/-.

R.F. ANTENNA TUNER (A.T.U.). 160/80/40 metres. 25/-.

MOVING COIL HEADPHONES. Soft rubber earpads. 19/6.

D.L.R. BALANCED ARMATURE HEADPHONES. 12/6.

HEADSET WITH BOOM MICROPHONE. As used with 88 Set. 22/6.

MOVING COIL HEADPHONES AND MICROPHONE. 21/6.

TRANSMITTER. 1-75-16 Mc/s. 3 waveband tunable. 813P.A. Complete all valves, circuit. £7.10.0.

POWER SUPPLY. 12v. D.C. input. 285 and 1300v. D.C. 300mA output. Incorporating 230v. D.C. 80mA vibrator pack. Circuit. £7.10.0.

All items Carriage Paid Mainland only. List giving fuller details of these and many other surplus bargains 2/- S.A.E. all enquiries (Please print clearly).

A.J. THOMPSON (Dept. P.W.)

"BILING LODGE", CODICOTE, HITCHIN, HERTS.

Phone: CODICOTE 242

Hours of business Monday to Friday 8-5 Sat 8-12

RECEIVERS & COMPONENTS

(continued)

PHILIPS 625 UHF conversion kits two complete IF and time-base panels, Escutcheon Kit and knobs. 22/6 each post paid. **BARTLETT'S**, 38 Clifton Road, Greenford, Middx.

MICROMINIATURE MICROPHONES




Sensitive dynamic type. Will pick-up rustle of newspaper from 30 feet. Size 9 mm. x 9 mm. x 3.5 mm. Impedance 1 KΩ.

ONLY 28/6
Post free—C.W.O.



MICRO DATA SYSTEMS
30 BAKER ST., LONDON, W.1

COMPUTER PANELS



Eight assorted printed circuit panels with transistors, diodes, resistors, capacitors etc. Guaranteed minimum 30 transistors. Ideal for Experimenters. 8 boards 10/- POST FREE.

Trade and Bulk enquiries welcome.

1500+2000 MFD Electrolytics 25 volt DC wkg. 3/- each. 9d. P. & P.

KEYTRONICS, 52 Earls Court Road, London W.8. Mail order only.

WORLD RADIO & TV HANDBOOK 1968, 42/-

by JOHANSEN, postage 1/3

Transistor Substitution Handbook, new 7th ed. 15/- P. & P. 1/-

Hi-Fi Year Book 1968 15/- P. & P. 1/3.

Aerial Handbook, new ed. by Briggs 15/- P. & P. 1/-

Computers for the Amateur Constructor by Warring 20/- P. & P. 1/-

Transistor Electronic Organs for the Amateur 18/- P. & P. 1/-

Short Wave Listening by Vastenhoud 12/6 P. & P. 1/-

Colour T.V. PAL System, new ed. by Patchett 40/- P. & P. 1/-

Where possible 24-hour service guaranteed.

UNIVERSAL BOOK CO.
12 LITTLE NEWPORT STREET
LONDON, W.C.2

(Leicester Square Tube Station)

TV TUBES

REBUILT & RESCREENED

by Britain's largest
independent Tube

Rebuilder

MIDLAND TUBES LTD.

467/483 Oldham Road, Manchester, 10

Tel.: Collyhurst 4412

SUFFOLK TUBES LTD.

1/3 Upper Richmond Road, Putney,
London, S.W.15

Tel.: Vandyke 4304/5267

NEW VALVES!

Guaranteed Set Tested
24-HOUR SERVICE

IR5	4/9	DL92	4/3	EL84	4/6	PL504	13/-
1S5	3/9	DL94	5/6	EM81	6/6	PY32	9/6
1T4	2/9	DL96	5/11	EY51	6/9	PY33	9/6
384	4/3	DY86	5/6	EY86	6/-	PY81	5/-
3V4	5/6	DY87	5/6	EZ80	3/9	PY82	4/9
5Z4G	9/6	EABCB80	8/3	EZ81	4/6	PY83	5/3
6AQ5	4/6	EB441	7/9	KT61	8/3	PY900	6/9
6F13	3/-	EBP80	5/9	N78	14/6	PY801	8/9
6L18	6/-	EBP89	5/9	PC97	8/6	R19	6/6
10P13	10/3	ECC81	3/9	PC900	9/-	U25	10/9
12K9GT	7/-	ECC82	4/3	PC884	5/9	U26	10/9
20F2	9/-	ECC83	4/9	PC889	10/3	U191	10/6
30C18	8/9	ECC85	4/9	PC189	9/6	UAC80	6/-
30FL1	12/3	ECH35	5/9	PCF80	6/9	UAF42	6/11
30P4	11/-	ECH42	9/6	PCF82	5/9	UBC41	7/6
30P19	11/-	ECH81	5/3	PCF801	7/9	UBF89	6/6
30P11	12/3	ECL80	6/3	PCF805	8/9	UCC84	7/9
CC135	3/9	ECL82	9/3	PLC82	6/9	UCC86	6/-
DAC52	6/9	ECL86	7/9	PLC83	8/9	UCF80	8/-
DAF91	3/9	EF99	3/6	PLC84	7/3	UCH42	9/6
DAF96	5/11	EF80	4/9	PLC85	8/3	UCH81	6/3
DF33	7/6	EF85	6/-	PLC86	8/-	UCL82	7/-
DF91	2/9	EF86	6/-	PL2001	12/6	UCL53	8/9
DF96	5/11	EF90	4/9	PL36	9/3	UF41	10/-
DK32	7/3	EF183	6/6	PL81	7/-	UF89	5/11
DK91	4/9	EF184	6/6	PL82	5/9	UL41	9/6
DK96	6/9	EH90	6/8	PL83	8/6	UL84	6/-
DL33	6/6	EL33	8/3	PL84	6/-	UY41	6/6
DL35	4/9	EL41	9/3	PL800	12/6	UY85	6/6

Postage on 1 valve 9d. extra. On 2 valves or more, postage 6d. per valve extra. Any parcel insured against damage in transit 6d. extra. Office address, no callers

GERALD BERNARD

83 OSBALDESTON ROAD
STOKE NEWINGTON
LONDON, N.16

PADGETTS RADIO STORE

OLD TOWN HALL, LIVERSEDEGE, YORKS.

Telephone: Cleckheaton 2866

VALVE LIST—Ex. Equipment. 3 months' guarantee

10P1	EF80	EB91	ECL80	EP50	PY82	PZ30	20P3	All at 10/- per doz. Post paid. Single valves, post 7d.
ARP12	1/6	PL36	5/-	185BT	8/6			
EB91	9d.	PL38	7/-	20D1	3/-			
EBP80	3/-	PL31	4/-	20L1	5/-			
ECC81	3/-	PY33	5/-	20P1	5/-			
ECC82	3/-	PY81	1/6	20P3	2/6			
ECC83	4/-	PY82	1/6	5U4G	4/8			
ECL80	1/6	PZ30	5/-	6B8	1/6			
EP50	1/6	U25	5/-	6K7	1/9			
EF80	1/6	U191	5/-	6K25	5/-			
EF91	9d.	U281	5/-	6L6	6/-			
EL38	5/-	U282	5/-	6P25	5/-			
EY86	5/-	U301	5/-	6U4	5/-			
KT36	5/-	U323	5/-	6V6	1/9			
PC84	2/-	U261	5/-	6P28	2/-			
PCF80	2/-	U801	8/6	EY51	2/6			
PCL82	4/-	10P13	2/6					

NEW VALVES EX UNITS

1T4, 2/-; 1L4, 2/-; 1A3, 2/6; 1S5, 2/6; 12AT7, 3/-; 3AA, 2/6; EF91, 2/-; EB91, 1/3; EL91, 2/-; U8, 4/-; 6SN7, 2/6; box of 50 ARP12 Valves, 22/-, post paid.

Jan Personal Earpiece. Small or large plug, 1/11. Post paid.

Silicon Rectifiers. 500mA. 800 P.I.V. No duds, 2/6. Post paid.

Top Grade Diodes. 3/6 per doz. No duds.

Motors, Quarter H.P., 230 Volt, 1400 revs. 28/-, Carriage 10/-, Sixth H.P., 15/-, Carriage 10/-.

Ex washing machines. All tested.

Top Grade Mylar Tapes. 7-inch Standard, 11/6; L.P., 14/-; D.P., 19/6. 5-inch Standard, 7/9; L.P., 10/-; Post on any tape 1/6 extra.

Speakers ex TV Sets. All 3 ohm P.M. and Tested, 6 x 4, 3/-; Post 2/9. Six for 22/-, Post paid.

7 x 4, 5/-; Post 2/9. Six for 24/-; Post paid. 5-inch round, 3/-; Post 2/9. Six for 22/-; Post paid.

New 12-inch Speakers. 3 or 15 ohm with built-in tweeter. P.M., 28/6. Post paid.

Reclaimed TV Tubes. Six months' guarantee. AW43-30, 40/-; MW43-65, 30/-; CRM12, 20/-; CRM142, 17/-; MW36/24, 17/-; 12-inch tubes, 10/-; Carriage on any tube 10/-.

Brand New 19-inch TV tubes with slight glass fault, 50/-; Carriage 10/-, 12 months' guarantee.

Rush TV83. 14 inch. TV set. Perfect working condition with good tube. Ideal for 625 line picture conversion. 13 channels. Cabinet fair. 25. Carriage 15/-.

Ex R.A.F. Tube Unit Type 266. Fitted with VC197 tube and Mu Metal screen. Full of EF50 valves. Many spares. Grade 1, 27/-, carriage 10/-; Grade 2, 22/-, carriage 10/-.

Indicator C.R.T. Type 7921. Complete with 5in. tube type 2292. Front marked in figures, also many spares. Less valves, clean condition. 10/-, carriage 10/-.

Untested TV Sets. 17in. 50/-, carriage 15/-; 14in. 30/-, carriage 15/-; All sets complete with tube, valves and back.

Miniature Relays Sixteen Contacts, 3/6 each, P. & P. 1/6. 40/- doz. post paid.

Est. 1943 JOHNSONS Tel: 24864

VHF and Short-Wave kits for the Amateur enthusiast and constructor.

For 2 and 4 metres, the unique two transistor model SR2/P, 70-150Mc/s, 69/6, p.p. 4s. New super 5V all-wave, all-band kit, also "Mini-Amp" self-contained, cabinet size, a mere 4 1/2 x 3 1/2 x 2 1/2. Write today, enclosing a stamped addressed envelope for interesting free literature, and details, direct to

JOHNSON'S (RADIO)

St. Martin's Gate, Worcester

MOBILE S.W. LISTENERS

The Halson Mobile Antenna for AMATEUR RECEIVING and TRANSMITTING

The most efficient mobile All-Band Whip on the market. COILS FOR ALL BANDS. Complete with one coil £8.17.8, plus 3/6. Extra coils £3.17.8, plus 3/-.

New Spring Extension safeguards your whip from damage. From leading amateur radio stores or direct from the manufacturers.

HALSON ELECTRICAL SERVICES

Dover Road, off Ansdell Road, Blackpool

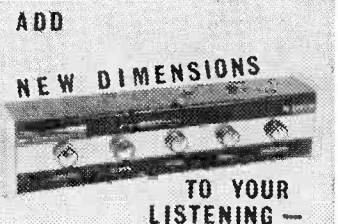


TRANSISTOR BOOSTER
39/6

JUST PLACE NEAR RADIO —

- The Dewtron Wave Trap for portables
- ★ Boosts Radio 1, Luxembourg, Pops etc.
- ★ Eliminates 'fading'
- ★ Extends battery life
- ★ Replaces car aerial for portable sets.
- ★ 7-day refund trial, £2 post free.

D.E.W. LTD., P.W. RINGWOOD ROAD, FERNDOWN, DORSET.



ADD NEW DIMENSIONS

TO YOUR LISTENING —

The revolutionary N.D. Effects Amplifier adds fabulous 'Big Hall Stereo' effect to any transistor radio, tape or player. Adjustable echo, vibrato and tone. Requires only speaker and PP9 battery 8gns. + 4/- P. & P. Tubular speaker 25/- extra.

BI-PAK SEMICONDUCTORS

8 RADNOR HOUSE, 93-97 REGENT STREET, LONDON, W.1

AC107	3/6
AC126-7-8	2/6
AF116-117	3/6
AF139	10/-
AL102	15/-
BC107-8-9	5/-
BFY30-51-61	7/6
BSY26-7	3/6
BSY28-9	4/6
BSY95-95A	4/6
OC22-25	5/-
OC26-35	7/6
OC28-29	7/6
OC44-45	1/9
OC71-81	1/6
OC72-75	2/6
OC81D-82D	2/3
OC82	2/6
OC140	5/-
OC170	2/6
OC171	3/6
OC201	7/6
ORF12-60	8/6
OCU71	3/6
OA5-10	1/9
OA47	2/-
OA70	1/3
OA79	1/9
OA81-85	1/6
OA91	1/3
OA95	1/9
OA200	3/-
OA202	3/6
2N696-7	5/-
2N706	3/6
2N708	5/-
2N2160	15/-
2N2646	15/-
2N2712	3/6
2N2926	3/6

Devices previously advertised still available
 Minimum Order 10/-
 CASH WITH ORDER
 PLEASE Add 1/- postage and packing per Order.
 GUARANTEED by return postal service. Overseas add extra for Air Mail.

KING OF THE PAKS all at
"TOP TWENTY"
 Unequaled Value and Quality
BRAND NEW—UNTESTED SEMICONDUCTORS 10/- per pak
 Satisfaction GUARANTEED in Every Pak, or money back

- 120 Glass Sub-min G. Purpose GERM. DIODES
- 60 Mixed GERM. TRANS. AF/RF
- 75 Germ. Diodes GOLD BONDED
- 40 TRANSISTORS Like OC81, AC128
- 60 200mA Sub-min SIL. DIODES
- 40 SIL. PLANAR TRANS. NPN BSY95A. 2N706
- 16 SIL. RECTS. Top Hat 750mA
- 50 SIL. PLANAR DIODES 250mA OA200/202
- 20 Mixed Volts 1 Watt ZENER DIODES
- 30 PNP-NPN SIL. TRANS. OC200/2S104
- 150 Mixed SIL. and GERM. DIODES
- 10 3 Amp SIL. RECTS. Stud Type
- 30 SIL. NPN TRANS. Like BC108
- 12 1-5 Amp SIL. RECTS. Top Hat
- 30 AF. GERM. ALLOY TRANS. 2G300 Series
- 10 1 Amp Glass min. SIL. RECTS. High Volts
- 30 MADT's Like MAT Series TRANS. PNP
- 20 GERM. 1 Amp RECTS. GJM Series
- 25 300 M/Cs NPN SIL. TRANS. 2N708, BSY27
- 30 FAST SWITCHING SIL. DIODES IN914 Micro

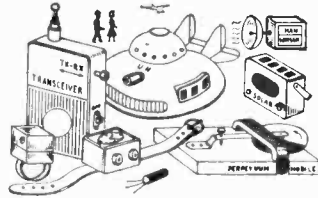
Code No's mentioned above are given as a guide to the type of device in the Pak. The devices themselves are normally unmarked.

PRINTED CIRCUIT KIT

BUILD 40 INTERESTING PROJECTS on a PRINTED CIRCUIT CHASSIS with PARTS and TRANSISTORS from your SPARES BOX
 CONTENTS: (1) 2 Copper Laminate Boards 4 1/2" x 2 1/2". (2) 1 Board for Matchbox Radio. (3) 1 Board for Wristwatch Radio, etc. (4) Resist. (5) Resist Solvent. (6) Etchant. (7) Cleanser/Degreaser. (8) 16-page Booklet *Printed Circuits for Amateurs*. (9) 2 Miniature Radio Dlals SW/MW/LW. Also free with each kit. (10) Essential Design Data, Circuits, Chassis Plans, etc. for

40 TRANSISTORISED PROJECTS

A very comprehensive selection of circuits to suit everyone's requirements and constructional ability. Many recently developed very efficient designs published for the first time, including 10 new circuits.



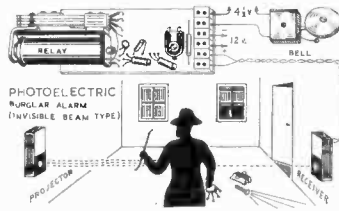
EXPERIMENTER'S PRINTED CIRCUIT KIT 8/6

Postage & Pack. 1/6 (UK)
 Commonwealth:
 SURFACE MAIL 2/-
 AIR MAIL 8/-
 Australia, New Zealand,
 South Africa, Canada

- (1) Crystal Set with biased Detector. (2) Crystal Set with voltage-quadrupler detector. (3) Crystal Set with Dynamic Loudspeaker. (4) Crystal Tuner with Audio Amplifier. (5) Carrier Power Conversion Receiver. (6) Split-Load Neutralised Double Reflex. (7) Matchbox or Potocell Radio. (8) "TRIFLEXON" Triple Reflex with self-adjusting regeneration (Patent Pending). (9) Solar Battery Loudspeaker Radio. The smallest 3 designs yet offered to the Home Constructor anywhere in the World. 3 Subminiature Radio Receivers based on the "Triflexon" circuit. Let us know if you know of a smaller design published anywhere. (10) Postage Stamp Radio. Size only 1-62" x .95" x .25". (11) Wristwatch Radio 1-15" x .80" x .55". (12) Ring Radio .70" x .70" x .55". (13) Batteria-powered Radio. Runs on sugar or bread. (14) Radio Control Tone Receiver. (15) Transistor P/P Amplifier. (16) Intercom. (17) 1-valve Amplifier. (18) Reliable Burglar Alarm. (19) Light-Seeking Animal, Guided Missile. (20) Perpetual Motion Machine. (21) Metal Detector. (22) Transistor Tester. (23) Human Body Radiation Detector. (24) Man/Woman Discriminator. (25) Signal Injector. (26) Pocket Transceiver (Licence required). (27) Constant Volume Intercom. (28) Remote Control of Models by Induction. (29) Inductive-Loop Transmitter. (30) Pocket Triple Reflex Radio. (31) Wristwatch Transmitter/Wire-less Microphone. (32) Wire-less Door Bell. (33) Ultrasonic Switch/Alarm. (34) Stereo Preamplifier. (35) Quality Stereo Push-Pull Amplifier. (36) Light-Beam Telephone "Photophone". (37) Light-Beam Transmitter. (38) Silent TV Sound Adaptor. (39) Ultrasonic Transmitter. (40) Thyristor Drill Speed Controller.

PHOTOELECTRIC KIT

CONTENTS: 2 P.C. Chassis Boards, Chemicals, Etching Manual, Cadmium Sulphide Photocell, Latching Relay, 2 Transistors, Condenser, Resistors, Gain Control, Terminal Block, Elegant Case, Screws, etc. In fact everything you need to build a Steady-Light Photo-Switch/Counter/Burglar Alarm, etc. (Project No. 1) which can be modified for modulated-light operation.



PHOTOELECTRIC KIT 39/6

Postage & Pack. 2/6 (UK)
 Commonwealth:
 SURFACE MAIL 3/6
 AIR MAIL £1.0.0
 Australia, New Zealand,
 S. Africa, Canada & U.S.A.

- Also Essential Data Circuits and Plans for Building
- 12 PHOTOELECTRIC PROJECTS. (1) Steady-Light Photo-Switch/Alarm. (2) Modulated-Light Alarm. (3) Long-Range Stray-light Alarm. (4) Relay-Less Alarm. (5) Warbling-Tone Alarm. (6) Closed-Loop Alarm. (7) Projector Lamp Stabiliser. (8) Electronic Projector Modulator. (9) Mains Power Supply. (10) Car Parking Lamp Switch. (11) Automatic Headlamp Dipper. (12) Super-Sensitive Alarm.

INVISIBLE BEAM OPTICAL KIT

Everything needed (except plywood) for building: 1 Invisible-Beam Projector and 1 Photocell Receiver (as illustrated). Suitable for all Photoelectric Burglar Alarms, Counters, Door Openers, etc.

CONTENTS: 2 lenses, 2 mirrors, 2 45-degree wooden blocks, Infra-red filter, projector lamp holder, building plans, performance data, etc. Price 19/6. Postage and Pack 1/6 (UK). Commonwealth: Surface Mail 2/-; Air Mail 8/-.

JUNIOR PHOTOELECTRIC KIT

Versatile invisible-beam, Relay-less, Steady-Light Photoswitch, Burglar Alarm, Door Opener, Counter, etc., for the Experimenter.

CONTENTS: Infra-Red Sensitive Phototransistor, 3 Transistors, Chassis, Plastic Case, Resistors, Screws etc., Full Size Plans Instructions, Data Sheet "10 Advanced Photoelectric Designs".
 Price 19/6. Postage & packing 1/6. (U.K.)

SUBMINIATURE SOLAR BATTERY

10/6. Post & pack. 1/-. Output in Bright Sunlight: 2V./250 microamps.
 Build that Sun Powered Wristwatch Radio for your Holiday and amaze your friends. Plans supplied free with each battery.

YORK ELECTRICS, 333 York Road, London, S.W.11
 Send a S.A.E. for full details, a brief description and Photographs of all Kits and all 52 Radio, Electronic and Photoelectric Projects assembled.

MARTIN IS HIGH FIDELITY plus

ADD-ON-ABILITY
THRILLING POWER
DEPENDABILITY

GENUINE ECONOMY

Details from:—

MARTIN ELECTRONICS LTD., 155 High St., Brentford, Middlesex. ISLeworth 1161

To MARTIN ELECTRONICS, 155, High Street, Brentford, Middlesex.

I have not had your leaflets before. Please send them on
 AMPLIFIERS FM TUNER RECORDAKITS
 (Tick as required)

NAME

ADDRESS

PW.5

Head Office and Warehouse
44A WESTBOURNE GROVE
LONDON W2
Tel. PARK 5641/2/3

Z & I AERO SERVICES LTD.

Retail Shop
85 TOTTENHAM COURT ROAD
LONDON W1
Tel. LANgham 8403
Open all day Saturday

Please send all correspondence and Mail-Orders to the Head Office

When sending cash with order, please include 2/6 in £ for postage and handling

MINIMUM CHARGE 2/- No C.O.D. orders accepted

We wish to buy 723A/B, 2K25, 845, 4-65A, 4C35, 5C22, at 30/- also other specialities.

0A2	6/-	6A45	2/8	6F18	7/8	7B7	7/-
0A3	8/-	6AG7	6/-	6F23	14/-	7B8	8/-
0B2	6/-	6AH6	10/-	6F24	12/-	7C5	12/6
0B3	8/-	6AK5	5/-	6F24	14/-	7Y4	8/6
0C3	6/-	6AK6	20/-	6F29	6/6	7Z4	6/-
0D3	6/-	6AL5	3/-	6F28	13/-	91VW	7/-
1A3	4/-	6AM6	4/-	6F29	6/-	10D1	7/-
1A5GT	5/-	6AQ5	5/6	6F20	6/-	10F1	9/-
1A7GT	7/-	6AQ6	10/-	6F32	3/-	10F3	8/-
1AX2	10/-	6ARA	10/-	6F33	15/-	10F9	10/-
1G4GT	8/-	6AR5	6/-	6GK6	12/-	10F18	7/8
1BG7	8/-	6AR6	6/-	6H6	3/-	10L1	7/8
1G4GT	8/-	6AR5	5/-	6J4	9/-	10L14	6/8
1GGT	6/-	6AR6	6/-	6J5GT	5/-	10L13	7/8
1HG7	6/-	6AR7	15/-	6J6	3/6	10L12	5/3
1L4	2/6	6AT6	4/6	6J7	8/-	10P3	12/6
1QG7	8/-	6AT5	5/-	6J7G	8/-	10P4	18/6
1R4	5/-	6AV6	5/-	6K6GT	6/-	10P5	19/6
1R5	6/-	6AWBA	12/6	6K7	6/-	10P14	16/6
1S4	5/6	6BA5	15/6	6KG	2/6	11B3	7/6
1S5	4/6	6B7	5/-	6K23	7/8	11B5	7/6
1T4	3/-	6B8	7/-	6L1	10/-	12AC6	8/-
1TGT	6/-	6BB2	2/6	6L2	10/-	12AD6	9/-
1U4	5/-	6BA4	4/-	6LGC	8/-	12AE6	7/8
1U5	6/-	6BA7	15/-	6L7	5/6	12AH7GT	6/-
1V	8/-	6BE6	4/6	6L12	5/6	12AL5	5/-
1X2B	7/-	6BG6G	12/6	6L13	5/6	12AL5	5/6
2C28A	7/-	6C28	7/8	6L18	6/-	12AQ5	5/6
2C51	8/-	6R76	7/8	6L16	5/6	12AT6	4/6
2CW4	12/-	6BK4	20/-	6LD3	8/6	12AU6	5/6
2D21	5/8	6BK7A	12/6	6LD12	6/6	12AU7	5/6
2E22	3/6	6BN6	7/8	6LD13	6/6	12AV6	5/6
2E24	4/6	6CJ7A	7/8	6LD20	5/6	12AW7	5/6
2E28	22/6	6C8	15/-	6LGT	6/6	12AX7	5/6
2X2	4/-	6BR8	10/-	6N7GT	6/6	12AX7	5/6
2X2A	8/-	6BR7	25/-	6PGT	8/-	12AY7	10/-
3A3	11/-	6BW7	10/-	6P25	17/-	12BA4	9/-
3A5	10/-	6C4	4/-	6P28	12/-	12BA6	8/-
3B28	40/-	6C28	6/6	6Q	7/-	12BB6	6/6
3D6	3/-	6C6	4/-	6Q7	7/-	12B17	6/6
3D21A	35/-	6C8	8/-	6R7G	6/-	12BV7	10/-
3E29	60/-	6CB6	5/-	6R7	11/-	12B1	20/-
3Q4	7/-	6CD6GA	8/-	6R7	8/-	12C1	20/-
3Q6GT	8/6	6C7	8/-	6R7	8/-	12C5GT	3/6
3V4	6/-	6CG7	8/-	6R7	8/-	12K8	10/-
4B32	80/-	6CH6	8/-	6R7	4/-	12K8	8/-
4X150A	100/-	6CL6	9/-	6R7	7/-	12Q7GT	5/8
5R40Y	7/8	6CW4	12/6	6R7GT	7/8	12R47	10/-
5T8	8/-	6CY5	11/6	6R7GT	7/8	12R7	4/6
5U4GB	6/6	6C7	11/6	6R7	7/8	12R7	4/6
5V4G	7/8	6D6	3/-	6R7	7/8	12R7	4/6
5Z3	7/8	6D6K	8/-	6R7	7/8	12R7	4/6
5Z4G	7/8	6D84	15/6	6R7	7/8	12R7	4/6
5Z4GT	7/8	6E8	11/6	6R7	7/8	12R7	4/6
6/30L2	12/6	6E8	12/6	6R7	7/8	12R7	4/6
6AG	4/-	6F11	6/-	6X4	4/-	12R7	4/6
6AR6	5/6	6F13	6/-	6X5GT	5/-	14B7	15/-
6AR4	6/-	6F14	15/6	6Y6G	10/-	20A3	5/6
6AR15	4/-	6F15	11/6	6Z4	7/8	20C7	6/6
6AP4A	9/-	6F17	6/-	7B6	11/6	20D1	9/-

First Quality Fully Guaranteed



Electronic Valves

30L1	13/-	58CG	45/-	CY21	7/-	EBL31	22/8
30P1	12/-	62BT	20/-	DAF2	6/8	EC8	11/8
20P3	12/6	75C1	13/-	DAF10	10/-	EC88	10/8
20P4	18/6	85A2	7/6	DAF11	10/-	EC92	6/8
20P5	19/6	90AG	46/-	DAF91	4/6	EC93	10/6
25L6GT	6/8	90AC	46/-	DAF92	6/-	EC94	8/6
25Z4G	8/-	90C1	12/-	DAF96	6/-	EC95	17/6
25Z5	14/-	90C2	15/-	DAF96	6/8	EC94	9/8
25Z6GT	11/6	90CV	25/-	DI181	12/6	EC91	4/6
30A5	7/-	150C2	6/-	DI101	7/6	EC92	5/6
30C1	6/8	807	9/-	DK32	7/-	EC93	5/6
30C15	13/6	811A	35/-	DK40	10/-	EC94	5/6
30C17	14/6	813	80/-	DK92	7/6	EC95	5/6
30C18	14/6	866A	14/-	DK96	8/6	EC96	7/6
30R5	13/6	872A	50/-	DL66	20/-	EC98	8/6

DUE TO DEVALUATION AND CONSEQUENT RISE IN PURCHASE COSTS WE HAVE TO INCREASE ALL THE ABOVE PRICES BY 2d IN 1/- WHEN REMITTING PLEASE MAKE SURE THAT THIS SURCHARGE IS INCLUDED.

30FL1	15/-	884	10/-	DL91	5/-	ECC91	3/6
30FL12	17/-	931A	65/-	DL94	6/-	ECC180	7/6
30FL13	8/-	935	8/-	DI95	7/-	ECC189	11/6
30FL14	14/6	991	7/6	DL96	7/6	ECC804	12/8
30L1	5/8	5654	9/-	DM70	5/8	ECC807	13/6
30L15	15/6	5670	10/-	DM71	6/-	ECC860	6/6
30L17	15/6	6146	27/8	DM180	8/-	ECC892	6/6
30P16	7/6	6364	4/6	DI90	8/6	ECF82	6/6
30P18	6/6	6839	40/-	DI90	7/6	ECF86	9/6
30P19	14/6	7199	15/6	DI96	6/6	ECF20013	1/6
30P1L	16/6	7360	30/-	DY87	6/8	ECP20113	1/6
30PL13	16/6	7586	22/8	DI902	9/6	ECH21	9/6
30P14	16/6	7591A	20/-	E88C	12/8	ECH35	11/6
3RD5	12/6	7805	22/8	E180	17/8	ECH42	10/6
35L6GT	8/6	9002	5/6	EAB80	6/6	ECH81	5/3
35W4	4/6	9003	9/-	EAF32	8/6	ECH83	7/6
35Z3	10/6	A2293	18/6	EB91	3/6	ECH84	9/6
35Z4GT	8/6	AR8	6/-	EB93	3/6	ECL80	7/6
35Z5GT	6/-	AR12	4/6	EB94	8/6	EY86	6/8
45	8/6	AT295	9/-	EB94	8/6	EY87	8/6
50C5	6/-	AZ11	7/6	EB99	4/6	ECL82	6/6
50CD6G	6/-	AZ31	9/-	EB99	4/6	ECL83	9/6
				EB99	4/6	ECL84	11/6
				EB99	4/6	ECL85	10/6
				EB99	4/6	ECL86	8/6
50LGT	7/6	CB11	15/-	EB99	4/6	EP9	8/6
50LGT	7/6	CB13	15/-	EB99	4/6	EP9	8/6
50LGT	7/6	CB15	9/-	EB99	4/6	EP9	8/6
58KU	12/6	CV1	8/-	EBL1	14/6	EF86	5/6

EP37A	8/-	EZ90	4/-	PCL86	8/6	U26	14/-
EP39	6/6	FW4/800	6/6	PCL88	16/6	U35	26/6
EP40	9/8			PCL80016	10/6	U76	4/6
EP41	8/6	GB101	40/-	PCL80116	10/6	U81	10/6
EP42	11/6	GB47X	50/-	PEN415	6/6	U91	14/6
EP40	4/6	GTE1750	12/6	PEN45	16/6	U281	8/6
EP83	9/6			PEN43D1	10/6	U391	11/6
EP85	6/6	GZ30	7/6	PEN46	12/6	U391	11/6
EP86	6/6	GZ31	5/6	PEN43	6/6	U404	5/6
EP89	5/6	GZ32	10/6	PEN220A	6/6	U801	17/6
EP92	4/6	GZ33	12/6			UAB805/3	
EP93	4/6	GZ34	10/6	PEN383	9/6	UAF41	9/6
EP94	5/6	GZ37	12/6	PEN384	7/6	UAF42	9/6
EP95	6/6	HBC80	6/6	PEN45(D)	10/6	UC92	6/6
EP96	2/6					UBC41	7/6
EP183	6/6	HBC90	8/6	PENDD	10/6	UCB81	8/6
EP184	6/6	HBC91	5/6			UBF80	6/8
EP804	20/-	HP93	6/6	PF86	10/6	UBF89	7/6
EP811	14/6	HP94	5/6	PF814	14/6	UL21	10/6
EP812	14/6	HL43D1	10/6	PF1200	10/6	UC15	6/8
EP90	7/6					UC84	9/6
EL34	9/6	HL92	6/6	PL36	9/6	UC85	6/6
EL35	9/6	HL94	7/6	PL81	7/6	UCF80	9/6
EL36	8/6	K78	30/-	PL82	7/6	UCF81	9/6
EL37	22/6	K786	19/6	PL83	6/8	UCH42	9/6
EL41	8/6	K788	27/6	PL84	6/6	UCH43	8/6
EL42	9/6	PAC80	7/6	PL82	14/6	UC15	6/8
EL81	9/6	PC86	10/6	PL500	13/6	UCL81	9/6
EL82	8/6	PC88	10/6	PL504	14/6	UCL82	7/3
EL83	8/6	PC95	6/6	PL501	13/6	UCL83	9/6
EL84	4/6	PC97	7/6	PL83	6/8	UF9	10/6
EL85	7/6	PC90	8/6	PX4	20/6	UF41	9/6
EL86	8/6	PC984	5/6	PX25	15/6	UF42	9/6
EL90	5/6	PC985	7/6	PY31	5/6	UF43	8/6
EL95	5/6	PC988	11/6	PY32	8/6	UF80	6/6
EL96	22/6	PC989	10/6	PY80	5/6	UF85	7/3
EL97	8/6	PC989	11/6	PY81	5/6	UF88	9/6
EL122	17/6	PC9805	15/6	PY82	5/6	UF89	7/6
EL180	13/6	PC9806	15/6	PY83	5/6	UL41	5/8
EM34	13/6	PC9807	15/6	PY88	7/6	UM4	10/6
EM71	12/6	PC980	6/3	PY301	14/6	UM60	5/6
EM81	6/6	PC982	6/6	PY800	9/6	UU5	8/6
EM81	6/6	PC984	8/6	PY801	9/6	UW8	7/6
EM84	7/6	PC986	6/6	PZ30	7/6	UV02-6	40/-
EM85	11/6	PCF87	14/6	QV02-6	40/-	UU10	8/6
EM87	10/6	PCF8013	8/6	QV03-	3/6	UY1N	9/6
EN91	5/6	PCF801	9/6	R17	8/6	UY21	9/6
EN92	8/6	PCF802	9/6	R18	9/6	UY41	6/6
EV70	10/6	PCF805	14/6	SD6	12/6	UY82	9/6
EY80	8/6	PCF806	12/6	TH233	7/6	UY85	6/6
EY81	7/6	PCF806	12/6	TH321	7/6	VI3BA	6/6
EY83	9/6	PCF808	12/6	TH321	7/6	VU111	7/6
EY84	8/6	PCF808	12/6	TH321	7/6	VU120A	12/6
EY86	6/6	PCF808	12/6	TH321	7/6	VU133	7/6
EY87	8/6	PCF808	12/6	TH321	7/6	Z719	4/6
EY88	8/6	PCF808	12/6	TH321	7/6	Z726	6/6
EZ35	5/6	PCF808	12/6	TH321	7/6	Z785	24/6
EZ40	7/6	PCF808	12/6	TH321	7/6	Z785	24/6
EZ41	8/6	PCF808	12/6	TH321	7/6	Z785	24/6
EZ80	5/6	PCF808	12/6	TH321	7/6	Z785	24/6

The following blueprints are available from stock. Descriptive text is not available but the date of issue is shown for each blueprint. Send, preferably, a postal order to cover cost of the blueprint (stamps over 6d. unacceptable) to Blueprint Department, Practical Wireless, George Newnes Ltd., Tower House, Southampton Street, London, W.C.2.

The Strand Amplifier }	(Oct. 1962)	5/-	The Celeste 7-transistor Portable Radio }	(June 1963)	5/-
The PW Signal Generator }			The Spinette Record Player .. }		
The Berkeley Loudspeaker Enclosure }	(Dec. 1962)	5/-	Transistor Radio Mains Unit }	(June 1964)	5/-
The Luxembourg Tuner }			7 Mc/s Transceiver }		
The PW Troubadour }	(June 1962)	7/6	The Citizen (December 1961) }		5/-
The PW Everest Tuner }			The Mini-amp (November 1961) }		5/-
The PW Britannic Two }	(May 1962)	6/-	The Beginner's Short Wave Superhet (Dec. 1964) }		5/-
The PW Mercury Six }			The Empire 7 Three-band Receiver (May 1965) }		5/-
Beginner's Short Wave Two S.W. Listener's Guide }	(Nov. 1963)	5/-	Electronic Hawaiian Guitar (June 1965) }		5/-
PW "Sixteen" Multirange Meter }	(Jan. 1964)	5/-	Progressive SW Superhet (February 1966) }		5/-
Test Meter Applications Chart }			Beginner's 5-Band Receiver }	(Dec. 1966)	5/-
			Home Intercom Unit }		

PLEASE NOTE THAT WE CAN SUPPLY NO BLUEPRINTS OTHER THAN THOSE SHOWN IN
★ THE ABOVE LIST. NOR ARE WE ABLE TO SUPPLY SERVICE SHEETS FOR COMMERCIAL ★
RADIO, TV OR AUDIO EQUIPMENT.

Before using the query service it is important to read the following notes:

The PW Query Service is designed primarily to answer queries on articles published in the magazine and to deal with problems which cannot easily be solved by reference to standard text books. In order to prevent unnecessary disappointment, prospective users of the service should note that:

(a) We cannot undertake to design equipment or to supply wiring diagrams or circuits, to individual requirements.

(b) We cannot undertake to supply detailed information for converting war surplus equipment, or to supply circuitry.

(c) It is usually impossible to supply information on imported domestic equipment owing to the lack of details available.

(d) We regret we are unable to answer technical queries over the telephone.

(e) It helps us if queries are clear and concise.

(f) We cannot guarantee to answer any query not accompanied by the current query coupon and a stamped addressed envelope.

QUERY COUPON

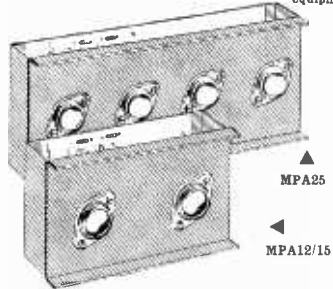

This coupon is available until 10th May, 1968 and must accompany all queries in accordance with the rules of our Query Service.

PRACTICAL WIRELESS, MAY 1968

NEW! SOLID STATE HIGH FIDELITY EQUIPMENT BRITISH MADE

POWER AMPLIFIERS — PRE-AMPLIFIERS — POWER SUPPLIES

We proudly present this new range of Audio Equipment developed from Dinsdale Mk. II—each unit or system will compare favourably with other professional equipment selling at much higher prices. Brief details are below:—



System	Comprising	Price
★ A	5 watt mono for 3/5 ohm speakers	£10.3.0
★ 1	12 watt mono for 3 to 5 ohm speakers	£13.17.6
★ 2	12 watt mono for 12 to 16 ohm speakers	£14.12.6
★ 4	24 watt mono two channel for 12 to 16 ohm speakers	£20.15.0
★ 8	20 watt mono/stereo for 12 to 16 ohm speakers	£24.0.0
★ 9	24 watt mono-stereo for 3 to 5 ohm speakers	£26.15.0
★ 14	40 watt mono/stereo for 7 1/2 to 16 ohm speakers	£29.10.0

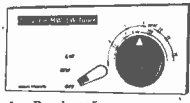
COMPLETE FULLY ILLUSTRATED BROCHURE No.21 FREE ON REQUEST

MANY OTHER SYSTEMS AVAILABLE Send for full details

THE FINEST VALUE IN HIGH FIDELITY — CHOOSE A SYSTEM TO SUIT YOUR NEEDS AND SAVE POUNDS



VHF FM TUNER
67/105 Mc/s Transistor Superhet. Ganged tuning. Terrific quality and sensitivity. For valve or transistor amplifiers. 4 x 3 1/2 x 2 1/2 in. Complete with dial plate. 5 Mullard Transistors, plus 4 Diodes.
Ask for Brochure 3.
TOTAL COST £6.19.6 P.P. 2/6
TO BUILD



MW/LW QUALITY TRANSISTOR RADIO TUNER
Fully tunable superhet with excellent sensitivity and selectivity. Output up to 1 volt peak. Complete with front panel, etc. 9 volt operated. For use with any amplifier or tape recorder.
TOTAL COST £3.19.6 P.P. 2/6
TO BUILD



FM STEREO DECODER Brochure 4
7 Mullard Transistors. Printed Circuit Design with Stereo Indicator. For use with any valve or transistor FM. Uses pot cores to Mullard design and ferr. and silicon Transistors. As used by B.B.C. and G.P.O.
Complete Kit Price **£5.19.6** P.P. 2/6

BUILD A QUALITY TAPE RECORDER with MARTIN RECORDAKITS 363 DECK



★ **TWO-TRACK**. Deck £10.10.0. Amplifier £14.18.6. Cabinet and speaker 7 gns. Complete kits with MICROPHONE and 7in. 1,200ft. tape, spare spool.
Today's Value **24s. 29 gns.** P.P. 18/6

★ **FOUR-TRACK**. Deck £13.10.0. Amplifier £15.18.6. Cabinet and speaker 7 gns. Complete kits with MICROPHONE and 7in. 1,200ft. tape, spare spool.
Today's Value **25s. 32 gns.** P.P. 18/6

TRANSISTOR CAR RADIO
Send for Brochure 15



BRITISH MADE 6-Transistor MW/LW. 12 volt 3 watt output. Push-button wave-change. Boxed, ready to use with Speaker and Baffle. Car fixing kit and manufacturers' guarantee. Special Bargain Offer. Positive or Negative Earth.
£9.19.6 P.P. 4/6
5 Push-button de-luxe version
£11.19.6. Positive or Negative Earth.

Ask for Brochure 6

BUILD THESE PRACTICAL WIRELESS DESIGNS CLUBMAN Mk I


Mk 1 89/6 Post Less Chassis
Mk 11 72/6 2/6 and Metalwork
Mk 111 45/-
Send for Parts List 41

GARRARD DECKS



LATEST MODELS— COMPLETE RANGE IN STOCK

2000 Mono .. 2 s. d.
3000 Stereo 9TA H/C .. 7 19 6
A75 less cart. .. 9 15 0
A70 Mk II less cart. .. 13 13 0
SP25 Mk II less cart. .. 11 19 6
AT80 less cart. .. 10 19 6
AT80 Mk II less cart. .. 13 13 0
LAB80 Mk II less cart. .. 25 0 0
LAB80 Mk II on Plinth with LRS9 .. 28 10 0
401 less arm .. 28 10 0
Decade Mk II .. 17 19 0
Send for Illustrated Brochures 16 & 17.



7-TRANSISTOR MW-LW SUPERHET PORTABLE NEW!

New printed circuit design with full power output. Fully tunable on both mw/lw bands. 7 transistors plus diode, push-pull circuit. Fitted 5 inch speaker large ferrite aerial and Mullard transistors. Easy to build with terrific results. All local and Continental stations, size 10 1/2 x 3 1/2 in.
TOTAL COST £6.19.6 P.P. 4/6
TO BUILD
Send for Brochure 1

TRANSISTORS - SEMICONDUCTORS

COMPLETELY NEW 1968 LIST OF 1000 types available from stock. Send for your **FREE COPY TODAY.** (List No. 36)
★ S.C.R.'s from 5/-
★ FIELD EFFECT TRANSISTORS from 9/6
★ POWER TRANSISTORS from 5/-
★ DIODES AND RECTIFIERS from 2/-
24 page Illustrated Brochure as above including Valves and Quartz Crystals. 1/- post paid.

SINCLAIR EQUIPMENT

Z12 12 watt amplifier, 89/6. P24 Power Supply Unit, 99/6. Stereo 25 Pream.P., £9.19.6. G14 Speakers, £6.19.6. Electronic Radio Kit 49/6. Built 59/6. £5.19.6. ALL POST PAID.



BUILD THE PRACTICAL WIRELESS I.C. F.M. TUNER

AS PER DECEMBER, 1967 ISSUE
Total **99/6** Post 2/6
cost 2/6
Including R.C.A. CA3104 Circuit and Layout Diagrams. Parts List No. 49A
BUILD THE PRACTICAL WIRELESS SWITCHED F.M. TUNER
AS PER AUGUST, 1967 ISSUE
Total **77/6** Post 2/6
cost 39
With Circuit and Layout Diagrams

EXPLORER V.H.F. RECEIVER
AS PER JANUARY, 1967 ISSUE
Total **62/6** With Circuit and Diagrams 22/6
cost 39
List No. 28

MAYFAIR PORTABLE



ELECTRONIC ORGAN

Also READY BUILT AND TESTED 128 gns. Deferred terms available.
DEPOSIT £36.8.0 and 12 monthly payments of £9. Total £144.8.0.
KIT of PARTS Deferred terms: DEPOSIT £29.19.0 12 monthly payments of £7.
TOTAL COST £113.19.0.
ORGAN COMPONENTS
We carry a comprehensive stock of organ components for TRANSISTOR AND VALVE FREE PHASE designs. Brochure 10

TOTAL COST TO BUILD 99 GNS.

Ask for Brochure 9.

- ★ Build this instrument state by state in your own home.
- ★ A truly portable instrument for all enthusiasts.
- ★ Fully TRANSISTORISED POLYPHONIC, British design.
- ★ Call in for a DEMONSTRATION and see for yourself.

EXPORT PRICES ON APPLICATION

Full details on advertised products FREE on request

CATALOGUE

LATEST EDITION
240 pages, 6,000 items
1,000 illustrations

- ★ 25 pages of transistors and semiconductor devices, valves and crystals.
- ★ 150 pages of components and equipment.
- ★ 50 pages of microphones, decks and Hi-fi equipment.

The most comprehensive—Concise—Clear components Catalogue in Gt. Britain. Complete with 10/6 worth Discount Vouchers Free with every copy.

Send today 8/6 Post paid



HENRY'S RADIO LTD.



303 EDGWARE ROAD LONDON W.2 PHONE: 01-723 1008/9

Open Mon. to Sat. 9 a.m.-6 p.m. Thurs. 9 a.m.-1 p.m.

WE CAN SUPPLY FROM STOCK MOST OF THE PARTS SPECIFIED ON CIRCUITS IN THIS MAGAZINE. SEND LIST FOR QUOTATION.