

THE LEADING UK CONSUMER ELECTRONICS TECHNOLOGY MAGAZINE

# TELEVISION

SERVICING · VIDEO · SATELLITE · DEVELOPMENTS

MAY 1996 £2.35

A REED BUSINESS PUBLICATION

**25% READER DISCOUNT**  
**30V, 5A BENCH SUPPLY**

**Servicing the Sony  
BE3B chassis**

**VCR audio faults**

**Switch-mode PSU  
for the Nikkai baby 10**


**Surface-mount  
design guidelines**

**Fault Reports TVs, VCRs, Camcorders and Satellite**



# Philex one stop shop for all your Electronic Spares and Accessories

Video heads, Video service kits, Video friction parts, Video drive components, Video switches, Video & TV back up batteries, TV-mains switches, TV line output transformers, Preprogrammed remote controls, Programmable remote controls, Replacement remote controls, CD pick ups & motors.



Just some of the many electronic spares and accessories available from Philex and our distributors  
FOR FURTHER INFORMATION ON ANY OF OUR PRODUCTS AND A FULL LIST OF DISTRIBUTORS PLEASE CONTACT:  
PHILEX PLC 110-124 THE BROADWAY, WEST HENDON, LONDON, NW9 7PP TEL 0181 202 1919 FAX: 0181 202 0015



# CONTENTS


MAY 1996

VOL. 46 NO. 7

## Leader **471**

### PSU Module for the Nikkai Baby 10 **472**


A common fault with these mains/battery colour portables is failure of the encapsulated power supply regulator. Reliability can be greatly increased by using as a replacement the switch-mode design described by Michael Dranfield. It can be built up on a small PCB as a pin-compatible substitute. Circuit, component and layout details are provided.



## Camcorner **474**

### Surface-mount Technology: Design Guidelines **480**

Surface-mounted PCB assemblies are now widely used in consumer electronic products. It's as well to know the constraints that affect the design of these closely-packed modules. Martin Pickering, B.Eng., summarises good design practice.



## Self-diagnostic Systems **484**

The use of microcontrollers and bus systems makes it easy to incorporate self-diagnostic systems in TV and video equipment. John Coombes describes typical arrangements that provide coded displays to indicate the nature of a fault condition.

## SPECIAL OFFER

This 30V, 5A high-performance power supply is being offered to Television readers at 25% discount. Featuring digital displays for both voltage and current is fully adjustable and has a typical ripple figure of just 10mV. See page 517



## Satellite Workshop **486**

### Test Case 401 **487**

### Long-distance TV **488**

### Teletopics **492**

### Servicing the Sony BE3B Chassis **494**

Giles Pilbrow on the circuitry used in this chassis and how to go about fault diagnosis. This first instalment deals with the power supply and deflection circuits.

### The Problem of Pre-echo **500**

Bill Wright on precautions to take to avoid direct signal pick-up in a signal distribution system. Also the ultimate solution, frequency shifting.

### TV Fault Finding **506**

### VCR Audio Servicing **510**

This concluding instalment deals with the rotary-head systems that have been used with the VHS and Video-8 formats.

## Satellite Notebook **518**

## What a Life! **520**

## VCR Clinic **522**

## Letters **528**

**Editor**  
John A. Reddihough

**Production Editor**  
Tessa Winford

**Consultant Editor**  
Martin Eccles

**Publishing Director**  
Susan Downey

**Advertisement Manager**  
Carol Nobbs  
0181 652 8330

**Advertisement Sales Executive**  
Pat Bunce  
0181 652 8339  
Fax 0181 652 8931

**Editorial Office**  
0181 652 8120  
Fax 0181 652 8956

Note that we are unable to answer technical queries over the telephone and cannot provide information on spares other than given in our Spares Guide.







# REPLACEMENT VIDEO HEADS

Model	Price	Model	Price	Model	Price	Model	Price	Model	Price																																										
<b>AIWA</b> AV66AV77 G700 G900	1200p 1100p 1500p	VCR8103, VCR8107 VIP300A MKII	2200p 1900p	VR3833, 3912, 3913, 3914, 3963, 3975, 4913, VRP3833 VR3986 VR3982, 3906, 3916, 3926, 3946, 3948 VR3927 VR3976 VR3977 VR3984, VR3994 VR3995, 3997 VR3917 VR3730, VR3731, VR3749 VR3918, VR3919, VR3938 VR3820, 3701, 3719, 3720, 3721, 3759 9720 VR3907, VR3908 VR3968	2200p 2000p 1550p 1400p 2300p 2700p 2300p 1800p 1400p 2500p 1500p 2000p 1600p 700p	NVM1, NVM3, NVM5 AG2100, AG2200 NV430 NV730, NV770 4 HEAD NV366 NV180, NV4D8 NV788 NV810, NV830 NV850, NV950 NV870, NV890, NV970 NVG33, NVG46, NVL23, NVL25, NVL28 NVG10, 11, 12, 14, 16, 12W, NV250, 280, 450, 465 NVG18 NVG20, 21, 22, 25, 28, 20M, NV4D8 NVG50, NVG300 NVG45 NVH70 NVH80 NV600 AG6800, AH6810 AG6100, AG6200, AG6300 NVG7, NVG25, NV230 NV780 NVG15, NVG400 NVM7, NVM2C0 NVF70	4200p 7000p 1000p 1450p 1850p 2300p 2600p 2700p 2750p 2500p 1450p 280p 1500p 1800p 1800p 2650p 1800p 3600p 2400p 1150p 2500p 2600p 1050p 2400p 2600p 3800p 5200p	VHR1100, VHR1200 VHR1500, VHR2500 VHR2700 VHR7900	1500p 2100p 2450p 3000p																																										
<b>AKAI</b> VS105, 112, 115, 116, 125, 126, 201, 202, 205, 220, 240, 244, 245, 247, 248, 250, 301, 303, 304, VSP8, VSP82 VP7100, VS9300, VS9500, VS9800 VP71, VP8, VP7100, VP7200, VS9700, VS9800 VS1, VS2, VS3, VS4, VS5, VS10, VSP1 VSP3, VS35, VS37, VS38, VS53, VS55, VS66, VS765, VS767, VS768 VS512, VS515, VS516 VS465 VS11, VS12 VS6, VS8, VS9 VSX9 VSF600, VSF650 VS155, VS165 VS20, 22, 24, 25, 26, 27, 422, 426, 427, VSF10, VSP9 VSR9 VS109, VS603, VS606, VS607 VS75	1000p 650p 1200p 2400p 1350p 2100p 2800p 2300p 1200p 2400p 2250p 3600p 2300p 2500p 2500p	<b>FISHER</b> FVHP420, 510, 520, 530, 615, 618, 620, 622, 710, 711, 715, 720, 721, 722, 730, 830, 905, 906, 908, 910, 911, 915, 916, 918, 5000, 5001, 5005, 5050, 5075 VBS3500, 7100, 7500, 7600, 9900, VBR330 VBS7000, VBS7100, VBS9000 FVHP500, 711, 715, 721, 722, 730, 830, 5100, FVHD720 FVHP725, 830, 980 FVHP990 FVHP975 FVHD40, FVHD140, FVHP1, FVHP10, FVHP20	1100p 1100p 2500p 2700p 2400p 1100p 1100p	<b>J.V.C. &amp; FERGUSON</b> HR2200, 3300, 3320, 3330, 3350, 3360 3660, 3750, 3860, 4100, 3292, 8900, 8901, 8902, 8903, 8906, 8922, 8928, 3V01, 3V06, 3V22 HR3660, 7600, 7610, 7650, 7700, HRD110, 111, 120, 121, 220, 225, HRS100, 8904, 8923, 8924, 8925, 8929, 8935, 8941, 8943, 8944, 3V16, 3V23, 3V24, 3V31, 3V35, 3V36, 3V38, 3V39, 3V49 BR1600, HRD140, 141, 142, 143, 150, 152, 156, 157, 158, 160, 5101, HRS10, 8947, 8948, 3V42, 3V44, 3V45, 3V46, 3V47, 3V52, 3V54, 3V55, 3V56, 3V57 HRD154, 170, 171, 210, 211, 212, 320, 321, 350, 521, 522, 525, 526, 527, 550, 895C, 8951, 3V64, 3V65, FV10, FV11, FV20, FV21, FV26 HRD565, HRD566, 3V48 HRD725, HRD755, 3V43, 3V53 8930, 8931, 8933, 8940, 3V29, 3V30 8945 3V00, 8902, 8903, 8909, 8912, 8922 FV31 FV37, FV43H, HRD860 BR7000E, BR7000S HR7200, 7300, 7350, 2650, BR6200 HRD455 HRD520 HRD300, 400, 580, 600, 620, 650 HR4100 HRD750, HRD830 HRD250, HRD257 3V32, 8942, HR7655 HRD180, 190, 230, 610, 3V59, FV12L, FV20B, 260, 32, 33, VC141L HRD370, HRD400, HRD470, 3V58, FV13H HRD530, HRD700, FV14T GRC1, GRC2, 3V41 HRD330, 337, 440, 637, 641, 660, HRFC100, FV44L	600p 600p 1150p 700p 1400p 2300p 1000p 1500p 3500p 2500p 700p 2000p 1400p 2300p 1000p 3100p 2900p 2100p	<b>KENWOOD</b> KV901, KV903, KV905 KV917	650p 2450p	<b>LOGIK</b> VR960 VR950	1500p 1400p	<b>LOEWE</b> OC410, OC420, OC440 OC50, OC55, OC60, OC65	2400p 1500p	<b>LUXOR</b> 9225, 9256 9245, 9251, 9254 9270, 9271, 9273 9272, 928217 9252 928017, 928077, 928097, 929107, 928117 9253 9281 9284, 9295, VR3701, VR3721, VR3731, VR3761	1800p 1225p 1800p 2700p 2500p 1700p 2500p 2700p 2300p 2100p	<b>MATSUI</b> VX500E, 800A, 810A, 820, 80A, 770B, 773B VXRL3, VX730, VX750 VX735, VX755, VX990 VX735A, VX765, VX850 VX760	1200p 1450p 1500p 1750p 1100p	<b>MITSUBISHI</b> HS303, HS304, HS320, HS700 HS306, HS318, HS710 HS307 HS319 HS319 HS400 HS349, HSE31, HSE32, HSB31 HS411 HSE30, HSB30 HS338 HSE10, HSE11, HSE20, HSE21, HSE41, HSE10, HSE20 HS300, HS301, HS302, HS310, HS273 HS200 HS337, HS347 HSE12, HSE22, MX1 HS411EZ, HS411GZ HSB11, HSB21 HSE50	1500p 1500p 2300p 2300p 2250p 2250p 2900p 2100p 2200p 1400p 2100p 1600p 850p 1400p 2900p 2100p 2100p	<b>NATIONAL PANASONIC</b> NV300, 322, 333, 390, 2000, 2010, 3090, 7000, 7500, 7800, 7850, 8170, 8200, 8400, 8600, 8610, 8620 NV777, NV330 NV8050, NV8051 AG1000, AG1050, NV260, NV280, NV300, NV470, NV480 AG6010, AG6015 AG6840 NV100, NV200, NV370, NV380, NV630 NVDB8, NVH85 NVF65, NVH75 NVF55 NVF19 NVJ30, NVHJ33, NVL20, NVL21, NV330, 31, 40, 130 NVJ35, NVG46	625p 1150p 2800p 2400p 1600p 2500p 2400p 725p 3400p 4200p 2300p 1450p 2100p	<b>N.E.C.</b> N9111, 9012, 9013E, 9014E, 9014G, 9015, 9016, 901A, 902A, 9033, 9034, 9040, 9053, 9054, 9055, 9063, 9065, 9066, 906, DX1000, 1600 N911A, 914C, 915A, 916A, 917, 9110, 9120 PVC600, 740, 744, 754, 763E, 764, PV230, V110, V333 N380, N381, N830, N831, N832, N833 N834, N835, N836 8261, AH1 (for model DX3000), DX4000, N9610 N895 N9052, N9530, DX2000 VCP1 PVC2300, 2400, 740, 744, 760, 764 DS6000	1200p 2400p 1650p 2600p 1050p 3150p 3400p 1700p 1400p 3500p	<b>ORION</b> VH3, VH555, VH600, VH700, VH844, VH900, VH1000 (ALL MODELS) VH1, VH2A	1100p 700p	<b>PHILIPS</b> VR6450, VR6520, 64VR60, VR6420 VR6114 HEAD 6920, VR6440 VR6441, VR6540, VR6541, VR6640, VR6642	725p 1671p 2500p 1300p	<b>RANK</b> RV6900AS RV806A, RV300, RV310, RV320, RV330, RV340, RV350, RV380	1800p 700p	<b>REDSON</b> MR100	1700p	<b>SABA</b> 2A10, 2A70, 2B20 4A10, 4B20 6A10, 6A70 8A10, VR6038 CVR6083, VR600, 66007, 6008, 6009, 7006, 7007 FVR6068, 6070, 8070, VR2000, 6000, 6010, 6012, 7000, 9010 VHR7000, VR5005 VR6004, 6005, 6011, 6013, 6014, 6020, 6022, 6023, 6024, 7004, 7011, 7014, 7720, 7730, 8011, 8C14 VR6018, VR7018 VR6028 VR7016	1400p 2450p 2300p 3150p 1250p 600p 1500p 700p 2450p 2300p 2000p	<b>SAISHO</b> VR100, 605, 705, 805, 905, 1000, 1100, 1200, 1600 VR3300X, VR3600X, VR3650, VR3800 VR3200, VR3500 VR2000, VR3300, VR3600	1200p 1400p 1400p 1400p	<b>SALORA</b> 6500, 6600 SV7300, SV8200, SV8300, SV9200 SV7400, 8400 SV8100	1600p 1500p 1600p 1200p	<b>SAMSUNG</b> SVX301, VB990, 910, VVT510, VT320, 5600, VX510, 511, 520, 616, 626, 627, 717, 614, 619, 629, 710, 712, 720, 730, 970, 971, 972, SV716, 717, SVX303, 305, VB910, 52010, 616, 617, 619, 620, 626, 627, 629, 710, 971, V1520, 616, 62, 626, 900, 910 VB770, V1730, V1770, VK8220, VKX750, VK770, VK8225 VM1560, VN1561	1200p 1900p 2200p	<b>SANYO</b> VTC5000, 5400, 6000, 6500, VPR5000, VTC1500, VTCM10, 11, 20, 21, 25, VTC2000, 5100, 5150, 5300, 5400, 5350, 5370, VTCNX10, VTCNX15, 20, 30, VPR5800 VTC5900, 5550, 9100, 9300, 9350, 9355, 9455, 9500 VHR1110, VHR1150, VHR1300, VHR1700, VHR2300 VHR3200, 3270, 3100, 3150, 3300, 3400, 3310, VHRD500	1800p 2500p 2400p 1800p 2700p	<b>SIEMENS</b> FM350, FM352, FM355, FM361, FM362, FM363 FM384 FM391, FM392, FM461 FM394, FM464 FM462, FM465 FM484, FM485, FM602, FM604, FM622, FM624 FM585 FM600	1300p 1350p 1800p 2800p 1600p 2450p 1800p 1425p 1900p	<b>SONY</b> DSR-19R (FOR SL-T 9ME) DSR-21R (FOR SLC 8-C9) DSR-35R (FOR C20, C30, C40, SLF1UB, SLF1E) 2 PIN SLC24PS, SLC33E, SLC44PS, SLF30PF, SLF60PS, SLK85, SLT20ME, SLT30ME DSR-43R (FOR SLC7 RANGE, SL5000, SL5100, SL3000) 1 PIN SLC6E, SL36ES, SL37E SL3000, 8000, 8080, SLC5E, SLT7ME SLV201, 202 SLK95, SLT50ME SLV373VB	3100p 2600p 1500p 1600p 2000p 2900p 2600p	<b>TOSHIBA</b> V63 V6800 V8600, V8700 V21, V31, V33, V50, V51, V53, V6000 V565, V57 V71, V73, V74, V75, V77, V80, V81, V82, V83, V84, V85, V86, V87 V80, V93 V5470, V5480 V600 V880MS V700G V500G, V509G V9680 V300G, V301, V305, V309G V61, V63 V110, V120, V130, V140, V210, V220	1500p 3400p 3000p 1450p 700p 1200p 1400p 1300p 2350p 2600p 3700p 2500p 2900p 2550p 1700p 1500p	<b>TRIUMPH</b> VR9500, VR9501, VR9521	1100p	<b>TELEFUNKEN</b> A890 A920, VR1970, 2920, 2925, 2930, 410, 7921, 7926, 7931, 7970, 970 VR400, 410, 450, 510, 519, 520, 529, 540, 610, 620, 640, 920, 1920 A930, 932, 935, VR2931, 2935, 2941, 3935, 4935, 4940, 4942, 4949, 5935, 7932 A935, VR3945, VR3950, VR7959 A940, VR1925, 1930, 1940, 1950, 2960, 440, 449, 530, 535, 539, 549, 550, 630, 650, 925, 930, 940, 950 VR1980, VR7980, VR980 VR2915 VR2970, VR7971, VR975 VR7979	2700p 1250p 700p 1400p 700p 1100p 2450p 2300p	<b>THOMSON</b> TX8000, V309, 316, 320, 321, 323, 326, 4100, 4200, 4300, VX305T, 306T, 309BL, 3301, 312T, 410T, 411T TX8500, V318, 342, 343, 351, 352, 353, 4210, 4230, 4260 V333 V340 V357, VK309PL V360, V5500 V364, V4400 V368, V6000, V8540 V410, 510, 610, 630, 715, 4240 V430, 530, 4340 V450 VK300T, VK301T, VK302T, VK303T, VK308P VM10, VM20	650p 1250p 1100p 2450p 2000p 3150p 2450p 2300p 2700p

**GRANDATA LTD**  
Tel: 0181-900 2329  
Fax: 0181-903 6126





# TV in Transition

There is so much going on at present that it's hard to see exactly how TV services will be provided in the not too distant future, and whether they will form just one part of a vast telecommunications network. We are seeing not only rapid technological change but also the formation of strategic alliances between service organisers and providers. There was some hard bargaining recently over who is to work with who in providing satellite pay-TV services to Germany. The market is a lucrative one, and whoever gets established first is likely to mop up. Then we have announcements on almost the same day that British Telecommunications and Cable and Wireless are preparing to merge to form a £33bn international telecommunications giant while International CableTel, the UK's third largest cable TV operation, is to pay £235m for NTL, the former transmission and technical side of the Independent Broadcasting Authority. The latter move will again establish a powerful force in telecommunications, this time on the technical/provision side, by bringing together cable networks and radiocommunications.

CableTel points out that the merger "will create a unique, national full-service telecommunications network, believed to be the first of its kind in the world. By connecting CableTel's local loop fibre-optic systems to NTL's high-capacity national network, the alliance will form the first national competitor in the UK market with end-to-end broadband capabilities covering the full range of voice, video and data services. Business and residential customers will be able to benefit from better, faster and cheaper local and national telecoms services". NTL has created an extremely cost-effective national telecoms network by

installing microwave radio links between its mast sites and supplementing these with fibre-optic transmission as capacity needs have warranted. Over the five years since the company was privatised, NTL has diversified widely beyond its core broadcast operations in areas such as satellite transmission and mobile radio services. CableTel is installing broadband local networks to deliver telephone, TV and telecommunications services to domestic and commercial customers in a number of regions.

So there are going to be various ways of linking you to the services available – via cable, the Internet, satellite and terrestrial microwave links. You'll probably plug into a network that uses all these technologies as required. The winners will be those who are able to assess the possibilities and offer the most cost-effective solutions. That is not going to be easy for anyone, given the way in which costs can vary dramatically as production runs increase and new materials or devices are introduced.

It is particularly interesting that Panasonic's parent company Matsushita has decided to get into broadcasting by taking a stake in the digital satellite broadcasting company DirecTV Japan. Sony has already made some small investments in broadcasters. Both companies brought huge problems on themselves with earlier moves into the film and recording industries. One has to assume that they learnt from this and are making more astute moves this time round.

The key to all this is a shift to paid-for services. Once, an annual licence fee and a couple of receivers, one for radio and the other for TV, gave you access to the BBC's excellent though limited services. Then ITV came along and introduced advertising as a means of providing the funds to increase the

programming on offer. This worked nicely with traditional analogue communications technology. Change to digital technology and the scope for programme provision increases dramatically – all those hundreds of channels – while encryption makes pay-to-view simple to implement. What we are witnessing is a change to a world in which almost anything will be available to those willing to pay the relevant price.

Viewing costs overall should be reasonable, given the competition likely amongst service providers. But it will be possible to make a lot of money from popular programmes/events, as BSkyB demonstrated with the recent Bruno-Tyson battle. The public is clearly willing to pay good money for what it wants. Further confirmation of this comes from BT's recent video-on-demand experiment that involved 5,000 of its customers in Ipswich and Colchester. The company says that the results have been "really exciting – well up to expectations". Previous VOD experiments, mainly in the USA, have been disappointing. BT claims however that by providing a wide range of programming and information services and marketing them on screen, encouraging levels of use have been achieved. Of the 5,000 households that took part in the experiment, twenty per cent made use of the service for ten hours a week, with the average use being five hours a week. In a typical week 90 per cent of households made use of the service at least once.

The new broadcasters and service providers will have to bear one thing in mind however. Viewing has declined in recent times, and shows no sign of increasing to any great extent when extra services are provided. There is just so much time people are prepared to spend in front of a TV or a PC screen.

## COPYRIGHT

© Reed Business Publishing Ltd., 1996. All rights reserved. No part of this publication may be reproduced, stored or transmitted in any form or by any means without the written permission of the publishers.

All reasonable precautions are taken by *Television* to ensure that the advice and data published are reliable. We cannot however guarantee it and we cannot accept legal responsibility for it.

## CORRESPONDENCE

All correspondence regarding advertisements should be addressed to the Advertisement Manager, "Television", Reed Business Publishing, Quadrant House, The Quadrant, Sutton, Surrey SM2 5AS. Editorial correspondence should be addressed to "Television", Editorial Department, Reed Business Publishing, Quadrant House, The Quadrant, Sutton, Surrey SM2 5AS.

## INDEXES AND BINDERS

Indexes for Vols. 38 to 45 are available at £3.50 each from SoftCopy Ltd., who can also supply an eight-year consolidated index on computer disc. For further details see page 503

Binders that hold twelve issues of *Television* are available for £5.50 each from Television Binders, 78 Whalley Road, Wilpshire, Blackburn BB1 9LF. Make cheques payable to "Television Binders".

## BACK NUMBERS

Some back issues are available at £2.75 each. For further details see box on page 482.

## SUBSCRIBER SERVICES

For any enquiries about subscription or newsagent copies, please contact the relevant numbers below:

### Subscriber Enquiries

Telephone: 01444 445 566

Fax: 01444 445 447

Credit card orders: 01622 778 000

Address: Television, Subscriptions Dept, PO Box 302, Haywards Heath, West Sussex RH16 3YY, UK.

Cheques made payable to: Television

### Subscription rates:

UK £28.00 per year

Overseas £40.00 (Airmail – Europe)

Overseas £52.00 (Airmail – Rest of World)

### Newsagent Enquiries

Telephone: 0181 652 8171

Fax: 0181 652 8997

ISSN 0032-647X



# A Switch-mode Power Supply for the Nikkai Baby 10

These popular colour portables suffer from a common fault that greatly affects reliability. You can put an end to the trouble by fitting the module that **Michael Dranfield** describes in this article


Over the past year a Nikkai Baby 10 colour portable has been a regular visitor to the workshop. Each time the problem has been the same, failure of the regulator chip IC402. So far we've fitted four new regulators, three of them free of charge as we give a twelve-month parts and labour guarantee with all new components fitted.

## Initial Experiments

I remember seeing, some time ago, an article in *Television* suggesting the use of a fixed 12V regulator as a replacement for IC402. This seemed worth a go, but IC402's output is 10.9V, not 12V. So I experimented with an RS Components 12V, 5A regulator, using two 1N5408 diodes in series to provide a 1.4V drop. The output would then be 10.6V, which is near enough. The problem with this was that the two diodes, passing the 2.4A required to run the set, got too hot.

After some thought I decided to shunt the two diodes with a 1Ω, 4W wirewound resistor to pass two thirds of the total current, leaving the diodes to pass only 700mA. I made up a small PCB to carry the resistor and diodes, and fitted it in the space occupied by IC402. The 12V regulator was mounted above the line output transistor on the set's chassis frame. All was well – until the 12V regulator failed a week or so later as a result of excessive heat dissipation, probably because the chassis, being made of steel, is a poor conductor of heat.

My next idea was to build a linear series regulator on the base of the original regulator's heatsink. A suitable circuit was devised and the top of the heatsink was drilled to take a TO3 transistor. I selected a BUT13



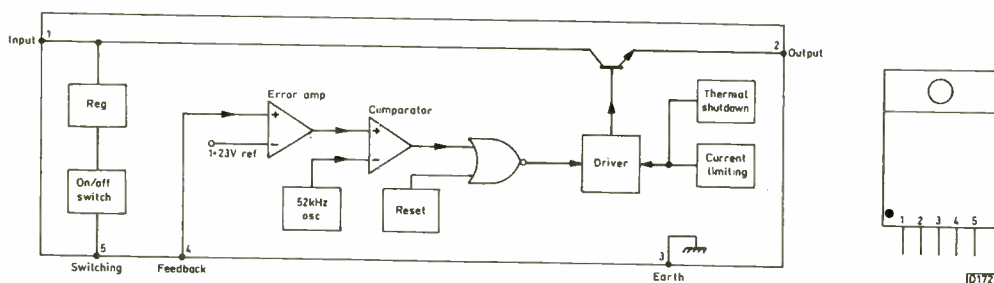
transistor which has a 28A maximum collector current rating. This again worked well, but the heatsink wasn't large enough to dissipate the 60W odd required. As a result the transistor soon suffered from thermal runaway. Use of a larger heatsink within the set was not possible, so it was back to the drawing board.

## The Solution

To reduce the dissipation, I started to think about the possibility of a chopper circuit. After searching through some catalogues I came across a National Semiconductors device, the LM2576-ADJ, which is referred to as a "simple switcher". Its specification is impressive. The case is a TO220, like a TDA2020, and only six external components are required to form a complete switch-mode power supply.

To quote from the manufacturer's data sheet: "The

**Fig. 1: Block diagram of the LM2576-ADJ switch-mode power supply chip. Also pin connections, viewed from the front.**



LM2576-ADJ series offers a high-efficiency replacement for popular, three-terminal adjustable linear regulators. It reduces the size of the heatsink required substantially – in fact in some cases no heatsink is required.”

A block diagram of the circuitry within the device is shown in Fig. 1. The oscillator's frequency is 52kHz, fixed. The unregulated input is fed to pin 1, while the output is at pin 2. There is feedback to pin 4, which is one of the inputs to the error amplifier stage. This compares a potted-down sample of the output voltage with an internal 1.23V reference. Any difference will vary the pulse width of the output at pin 2.

Pin 5 enables the device to be switched on/off. This feature is not required here. High is off, low on. The device has full thermal shutdown and current limiting, and a maximum switched current capability of 3A.

Fig. 2 shows the complete circuit. C1 decouples the input at pin 1. The chopper transistor within IC1 provides a squarewave output at pin 2. It's driven by a pulse-width modulated squarewave at 52kHz. Feedback is taken from the junction of R1 and R2 to pin 4.

The output at pin 2 is fed to a low-pass filter that consists of L1 and C2. When the chopper transistor is switched on, diode D1 is reverse biased and C2 charges via L1. When the chopper transistor is off, D1 conducts and the energy stored in L1 and C2 supplies the load. Our original prototype developed about 10mV of ripple across C2. If you think that the circuit looks familiar, this is probably because it's the basic series chopper circuit used in several TV chassis from the Thorn 3000/3500 series on.

D1 is a fast-switching Schottky barrier diode. C1 and C2 are of the low ESR (effective series resistance) type, especially suited for switch-mode power supply use. If you try to use components other than those specified in positions D1, C1 and C2 the result may be poor stability and incorrect regulation. The output voltage is set at 10.9V by the values of the potential divider resistors R1 and R2, which have a one per cent tolerance. This is the full-load output voltage: off-load the output may rise slightly to 11V.

### Testing

The first regulator I built worked well on the bench, even when it was run at slightly above 3A. But problems were encountered when the module was fitted in the TV set. The original bobbin inductor used generated too much EMI (electromagnetic interference), which was picked up by the scan coils. The interference produced fine horizontal lines that ran up the picture. Use of a toroid inductor solved the EMI problem – this type tends to hold the magnetic flux within the core. The one used was obtained from Maplin – neither Farnell nor RS Components stock a suitable toroid inductor.

### Construction

Fig. 3 shows a suitable PCB layout. The board is the same size as the original regulator. Thus the module can be made up as a plug-in, pin-for-pin replacement for IC402. The heatsink specified gives good results in free air but runs on the warm side within the set. A good alternative is to use the original IC's heatsink, turned upside down with a hole drilled to take the LM2576-ADJ – see Fig. 4. Apply heatsink compound to IC1's tab before fitting it to the heatsink. An insulating washer is not required as the tab is connected to the earth line.

The leadout wires trimmed from D1 can be used to

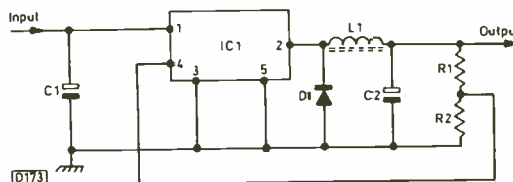


Fig. 2: Circuit diagram of the module.

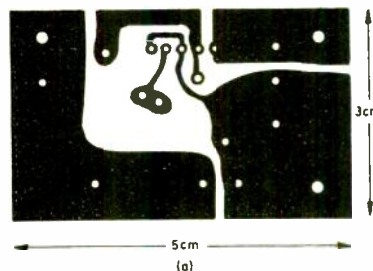


Fig. 3: PCB layout, shown with Farnell 179-935 heatsink. (a) Underside, (b) top.

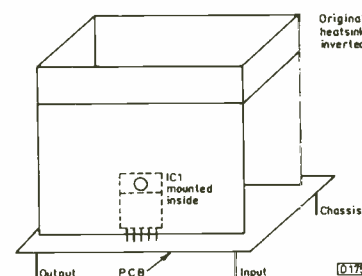
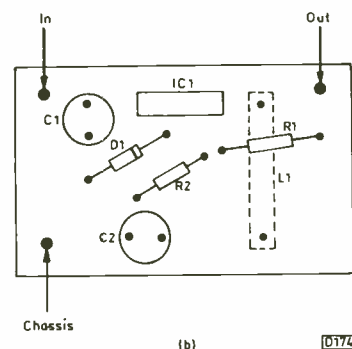


Fig. 4: Alternative arrangement using the original heatsink mounted upside down on the PCB.

### Component details

C1	100µF, 35V low ESR	Farnell 580-533
C2	1,000µF, 25V low ESR	Farnell 236-767
D1	SB340 Schottky diode	Farnell SB-340
R1	8.06kΩ 1%	Farnell 340-042
R2	1kΩ 1%	Farnell 339-179
IC1	LM2576-ADJ	Farnell LM2576-ADJ
L1	150µH, 3A	Maplin JL72P
	TO220 heatsink	Farnell 179-935

make the three mounting pins. A blob of Araldite can be used to hold L1 against the heatsink.

One advantage of this module is that individual components can be replaced should they fail. This is not possible with the original regulator, which is potted in epoxy resin and is thus non-repairable. ■

# Camcorner

Reports from David C. Woodnott



## **Sony CCDF450**

Intermittent playback colour with one of these machines was cured by replacing the 4.43MHz crystal X301. D.C.W.

## **Canon E60, E110 etc**

Because so many varied faults are now occurring with these models we will now repair them only after replacing the 31 miniature can electrolytic capacitors. It's important to clean up the leaked electrolyte on the PCB thoroughly before fitting the replacements. The larger electrolytics do not usually cause problems.

Care is required when fitting the replacements, as they are very densely packed in groups. In view of the high percentage of capacitor related problems with these models, we are looking into the possibility of obtaining an ultrasonic cleaning tank of the type used by watchmakers. Apart from this problem, these camcorders are remarkably reliable. D.C.W.

## **Sony CCDTR105**

It's not uncommon, when there has been an impact, to find that the E-E pictures are intermittent or flicker, etc. The usual cause is that connectors CN801 and CN901 on the sensor and process PCBs are disconnected from the print and in need of resoldering. D.C.W.

## **Panasonic NVS1B**

This unit would power up for about thirty seconds then de-power. Whilst it was in operation the E-E pictures were OK via the AV lead

but the viewfinder remained blank. Eject was the only other working function. We also noticed that only a partial mechanical reset occurred at power-up.

The viewfinder problem was a red herring as its cause was doubtless impact damage: replacing the case-mounted viewfinder socket B801 restored operation – at least during the brief period before de-powering. The main fault was cured by replacing R6021 on the main PCB. It's part of a composite assembly of four 1k $\Omega$  resistors and was open-circuit. D.C.W.

## **Sanyo VMEX25P**

An intermittently sticking autofocus drive has been the problem with several of these camcorders. We now replace the unit, as cleaning rarely provides a lasting cure. Note that if the autofocus motor windings are open-circuit the zoom motor won't work. Also that care is required when fitting a replacement autofocus motor – if the soldered pins to the ribbon cable are overheated the plastic moulding can melt. D.C.W.

## **Canon E200E**

Severe mistracking is common when the slant guides are loose. They become loose in the coaster guide base and work their way out – sometimes they fall right out. It's usually possible to refit them and secure them in position with a suitable Loctite product. If they are loose and catch during the loading sequence, the result can be damage to the vee-block assemblies. D.C.W.

## **Sony CCDV30**

This old-timer was OK apart from the fact that it had no viewfinder picture. We found that C954 (100 $\mu$ F, 16V) was short-circuit and PS951 (N15) open-circuit. These items are on the electronic viewfinder PCB. Replacing them restored correct operation. D.C.W.

## **Sharp VLMX7**

This twin-lens wonder had a mechanical problem – it chewed tapes! The mechanism is vaguely

similar to the Sony Q one, and required replacement of the same parts that also fail in the latter, i.e. the TV stopper assembly, the TV guide arm assembly and the arm TV loading. The build quality is below that of the Sony mechanism, but then so is the price of these items.

We must admit to a degree of trouble in getting this one set up: the reason could in part be our lack of familiarity with the Sharp version. In the end however all was well. If you attempt one of these and, like us, you are not familiar with the mechanism it's as well to drive the loading motor very slowly while making alignment checks, as the thin material used for some items tends to bend. D.C.W.

## **Panasonic NVM40B**

Although the chroma content was present there was no luminance in the E-E signal. Playback and all other functions were OK. A look at the circuit diagram showed that pin 4 of the luminance processing chip IC3001 is linked directly to pin 23 of the chroma processing chip IC8001, the line (A6) controlling an input switch (line/cam) in IC3001. Because pin 4 was permanently high, the switch was stuck in the line position. Hence no E-E pictures.

Line A6 is normally held low by a 47k $\Omega$  resistor to chassis (substrate) in IC8001 (pin 23). We were able to confirm that this resistor was intact. The connection to pin 4 of IC3001 was not intact however. A wire link between IC3001 and IC8001 provided a cure, but despite a close inspection no print break or dry-joint could be found. A puzzle!

What we did discover is even more interesting however. It appears that with later production (?) models the circuit was modified, the link between the two chips being dispensed with. An additional resistor, R3063 (47k $\Omega$ ), is added between pin 4 of IC3001 and chassis. This resistor was open-circuit. It's not shown on the circuit diagram. D.C.W. ■



## VIDEO SERVICE KITS

<b>AMSTRAD</b>	
VCR700	
<b>Contents</b>	
BELT SET. PINCH ROLLER. REEL IDLER. VIDEO LAMP	
Order Code: SK41	£5.50
<b>FERGUSON &amp; JVC</b>	
3V42/43	
HRD455/HRD725	
<b>Contents</b>	
BELT SET. PINCH ROLLER	<b>Economy Kit Contents</b>
CLUTCH MECHANISM. TENSION BAND	BELT SET. PINCH ROLLER
	SUPPLY CLUTCH. TAKE UP CLUTCH
Order Code: SK37	Order Code: SK38
£16.00	£9.00
3V58/59/64/65	
HRD170/180/210/230/300/320/370/400/430/530/700/750	
HRS5000	
<b>Contents</b>	
BELT SET. PINCH ROLLER. IDLER ARM. TENSION BAND	
Order Code: SK44	£7.00
3V29/3V30	
HR7200/7300/7350	
<b>Contents</b>	
BELT SET. PINCH ROLLER. TENSION BAND. IDLER TYRES	
Order Code: SK05	£5.00
3V35/36/38/39/49	
HRD110/111/120/225	
<b>Contents</b>	
BELT SET. PINCH ROLLER. TENSION BAND. IDLER TYRES	
Order Code: SK04	£5.00
3V31/3V42	
HR7600/7610/7650/7655	
<b>Contents</b>	
BELT SET. T/U REEL TABLE	<b>Economy Kit Contents</b>
TYRE. PINCH ROLLER. REEL	BELT SET. T/U REEL TABLE
IDLER. T/U CLUTCH. T/U IDLER	TYRE. PINCH ROLLER. REEL
TENSION BAND. VIDEO LAMP	IDLER TYRE. T/U IDLER TYRE
Order Code: SK33	Order Code: SK34
£11.00	£5.00
3V35/36/38/39/49	
HRD110/111/120/121/225	
<b>Contents</b>	
BELT SET. T/U REEL TABLE	<b>Economy Kit Contents</b>
TYRE. SUPPLY REEL TABLE	TYRE. SUPPLY REEL TABLE
TYRE. PINCH ROLLER. T/U	TYRE. PINCH ROLLER. T/U
CLUTCH. T/U IDLER. REEL	CLUTCH. T/U IDLER TYRE. REEL
IDLER. TENSION BAND	IDLER TYRE
Order Code: SK35	Order Code: SK36
£10.00	£5.50
3V29/3V30	
HR7200/7300/7350	
<b>Contents</b>	
BELT SET. T/U REEL TABLE	<b>Economy Kit Contents</b>
TYRE. SUPPLY REEL TABLE	BELT SET. T/U REEL IDLER
TYRE. PINCH ROLLER. REEL	TYRE. SUPPLY REEL TABLE
IDLER. T/U CLUTCH. T/U IDLER	TYRE. PINCH ROLLER. REEL
TENSION BAND. VIDEO LAMP	IDLER TYRE. T/U IDLER TYRE
Order Code: SK31	Order Code: SK32
£10.00	£5.00
3V44/45/48/53/54/55/57	
HRP50/HRD140/150/158/160	
HRD250/257/565/566/755	
<b>Contents</b>	
BELT SET. PINCH ROLLER	<b>Economy Kit Contents</b>
CLUTCH MECHANISM. TENSION BAND	BELT SET. PINCH ROLLER
Order Code: SK39	Order Code: SK40
£15.00	£9.50
<b>FISHER</b>	
FVHP905/906/907/908/910/911/916/918	
<b>Contents</b>	
BELT SET. PINCH ROLLER	<b>Economy Kit Contents</b>
IDLER. GEAR IDLER UNIT	BELT SET. PINCH ROLLER
TENSION BAND	IDLER TYRE
Order Code: SK57	Order Code: SK58
£13.00	£5.00
FVHP615/618/620/622/710/711/715/716/720/721/722/725/730/830/840	
<b>Contents</b>	
BELT SET. PINCH ROLLER	<b>Economy Kit Contents</b>
IDLER. GEAR IDLER UNIT	BELT SET. PINCH ROLLER
TENSION BAND	IDLER TYRE
Order Code: SK68	Order Code: SK69
£11.00	£3.00
<b>HITACHI</b>	
VT11/VT33	
<b>Contents</b>	
BELT SET. PINCH ROLLER. TENSION BAND. IDLER TYRES	
Order Code: SK08	£5.00

## VIDEO SERVICE KITS (Cont.)

VT11/VT33		<b>Economy Kit Contents</b>	
<b>Contents</b>		BELT SET. PINCH ROLLER	
BELT SET. T/U REEL TABLE		FF/REW IDLER TYRE. T/U REEL	
TYRE. SUPPLY REEL TABLE		TABLE TYRE. SUPPLY REEL	
TYRE. PINCH ROLLER. FF/REW		TABLE TYRE	
IDLER. CLUTCH PLATE.			
TENSION BAND			
Order Code: SK45	£13.00	Order Code: SK46	£3.75
VT52/61/62/63/64/65/85/86/640		<b>Economy Kit Contents</b>	
<b>Contents</b>		BELT SET. PINCH ROLLER	
BELT SET. PINCH ROLLER		FF/REW IDLER	
FF/REW ARM. CLUTCH PLATE			
TENSION BAND			
Order Code: SK49	£14.00	Order Code: SK50	£3.00
VT400/405/410/113/14/15/18/420/25/26/28/430/31. 5/48/450/498/510/520/25/26/530/35/36/540/545/46/48/570/75/576/580/85/88		<b>Economy Kit Contents</b>	
<b>Contents</b>		BELT SET. PINCH ROLLER	
TIMING BELT. PINCH ROLLER		FF/REW ARM. CLUTCH BASE.	
TENSION BAND			
Order Code: SK52	£9.75		
VT100/110/111/113/115/118/120/125/128/130/135/138/145/150/175/220/25/250/255/258/260/VTL30		<b>Economy Kit Contents</b>	
<b>Contents</b>		BELT SET. PINCH ROLLER	
BELT SET. PINCH ROLLER		FF/REW ARM. CLUTCH PLATE.	
TENSION BAND			
Order Code: SK51	£14.00		
<b>PANASONIC</b>			
NV2000/NV2010		NV7000/NV7200/NV7800	
<b>Contents</b>		<b>Contents</b>	
BELT SET. PINCH ROLLER		BELT SET. PINCH ROLLER.	
TENSION BAND. IDLER TYRES		TENSION BAND. IDLER TYRES	
Order Code: SK03	£5.00	Order Code: SK02	£5.00
NV300/NV330/NV333/NV340/NV366		<b>Economy Kit Contents</b>	
<b>Contents</b>		BELT SET. PINCH ROLLER	
BELT SET. PINCH ROLLER		TENSION BAND. IDLER TYRE	
Order Code: SK01	£5.00		
NV2000/NV2010		<b>Economy Kit Contents</b>	
<b>Contents</b>		BELT SET. PINCH ROLLER	
BELT SET. PINCH ROLLER		FF IDLER. PLAY IDLER. TENSION	
BAND. VIDEO LAMP		BAND. VIDEO LAMP	
Order Code: SK13	£6.00	Order Code: SK14	£3.50
NV7000/NV7200/NV7800		<b>Economy Kit Contents</b>	
<b>Contents</b>		BELT SET. PINCH ROLLER.	
BELT SET. PINCH ROLLER		IDLER TYRE. CLUTCH TYRE	
Order Code: SK11	£8.50	Order Code: SK12	£3.25
NV300/NV330/NV333/NV340/NV366		<b>Economy Kit Contents</b>	
<b>Contents</b>		BELT SET. PINCH ROLLER	
BELT SET. PINCH ROLLER		IDLER TYRE. PLAY IDLER	
TENSION BAND		TYRE	
Order Code: SK15	£7.00	Order Code: SK16	£3.25
NVG7/NVG9/NVG10/NVG11/NVG12/NVG14/NVG15/NVG16/NVG18/NVG30/NVG120/NVG130/NVG400/NVH65 (PX/AC)/AG1810 (PK)		<b>Economy Kit Contents</b>	
<b>Contents</b>		LOADING BELT. CAPSTAN	
LOADING BELT. CAPSTAN		BELT. PINCH ROLLER. IDLER	
TENSION BAND		TYRE	
Order Code: SK27	£6.00	Order Code: SK28	£3.00
NV332		<b>Economy Kit Contents</b>	
<b>Contents</b>		BELT SET. PINCH ROLLER	
BELT SET. PINCH ROLLER		PLAY IDLER TYRE. FF/REW	
PLAY IDLER. FF/REW IDLER		IDLER TYRE	
TENSION BAND. FF/REW TYRE			
Order Code: SK29	£12.00	Order Code: SK30	£5.10
NV230/250/260/280/430/450/460/470/650/810/890/AG1200PK/AG1500PK		<b>Economy Kit Contents</b>	
<b>Contents</b>		BELT SET. PINCH ROLLER	
BELT SET. PINCH ROLLER		IDLER TYRE	
IDLER. TENSION BAND			
Order Code: SK23	£6.00	Order Code: SK24	£3.25
NV600/NV688		<b>Economy Kit Contents</b>	
<b>Contents</b>		BELT SET. PINCH ROLLER	
BELT SET. PINCH ROLLER		PLAY IDLER TYRE. FF/REW	
PLAY IDLER. FF/REW IDLER		IDLER TYRE	
TENSION BAND			
Order Code: SK25	£12.00	Order Code: SK26	£6.00
NV730/NV770		<b>Economy Kit Contents</b>	
<b>Contents</b>		SLOT IN BELT. LOADING BELT.	
SLOT IN BELT. LOADING BELT.		PINCH ROLLER. IDLER TYRE	
PINCH ROLLER. IDLER UNIT.			
TENSION BAND			
Order Code: SK19	£5.00	Order Code: SK20	£3.00
NV370/NV380/480/630/780/830/850/AG2100PK/AG2200PK		<b>Economy Kit Contents</b>	
<b>Contents</b>		BELT SET. PINCH ROLLER	
BELT SET. PINCH ROLLER		IDLER TYRE	
IDLER. TENSION BAND			
Order Code: SK21	£5.00	Order Code: SK22	£2.75
NV777/NV788		<b>Economy Kit Contents</b>	
<b>Contents</b>		BELT SET. PINCH ROLLER	
BELT SET. PINCH ROLLER		IDLER UNIT. TENSION BAND	
IDLER UNIT. TENSION BAND			
Order Code: SK17	£6.00	Order Code: SK18	£4.00

## VIDEO SERVICE KITS (Cont.)

<b>SHARP</b>			
VC381			
<b>Contents</b>			
BELT SET. PINCH ROLLER			
REEL IDLER. TENSION BAND.			
VIDEO LAMP			
Order Code: SK47	£8.00	Order Code: SK48	£3.25
VC500/VC571/VC581/VC582/VC583/VC584/VC5F3			
<b>Contents</b>			
BELT SET. PINCH ROLLER		<b>Economy Kit Contents</b>	
REEL IDLER. TENSION BAND		BELT SET. PINCH ROLLER	
VIDEO LAMP		REEL IDLER	
Order Code: SK60	£9.50	Order Code: SK61	£5.00
VC781/VC7810/VC7822/VC785/VC786/VC793/VC800/VC100/VC102/VC104/VC104/VC202			
<b>Contents</b>			
BELT SET. PINCH ROLLER		<b>Economy Kit Contents</b>	
REEL DRIVE UNIT. TENSION BAND		REEL DRIVE UNIT TYRE	
Order Code: SK64	£13.50	Order Code: SK65	£3.75
VC681/VC682/VC684/VC685/VC693/VC699/VC6F3/VC700			
<b>Contents</b>			
BELT SET. PINCH ROLLER		<b>Economy Kit Contents</b>	
REEL DRIVE UNIT. TENSION BAND		BELT SET. PINCH ROLLER	
REEL DRIVE UNIT TYRE		REEL DRIVE UNIT TYRE	
Order Code: SK62	£13.50	Order Code: SK63	£5.00

**FOR MORE DETAILS OF OVER 500 TYPES OF SERVICE KITS... PLEASE RING US!**

## BACKUP BATTERIES

<b>REPLACEMENT PHILIPS NI-CAD BACKUP BATTERIES</b>		
Replaces Ferguson Part No:		
00E6-067-001, used on TX10, L2V		150p
Replaces Philips Part No's:		
138-10138, 138-10313. 1.2V - 90mAh		100p
Replaces Philips Part No's:		
138-10229. 2.4V - 90mAh		180p
<b>REPLACEMENT FERGUSON NI-CAD BACKUP BATTERIES</b>		
Replaces Ferguson Part Nos:		
00E6-066-001, 2.4V		200p
Used on: 3V35, 3V56, 3V58, 3V65		

## REPLACEMENT LINE OUTPUT TRANSFORMERS

Description	Price	Order Code
HITACHI 2433752	1500p	LOT01
ORION 3714002	1500p	LOT02
FIDELITY ZX300	1500p	LOT03
FE TX100 90 DEG	1500p	LOT04
SABA 490007182	1500p	LOT05
FE TX90 WHITE	1650p	LOT06
ITT D307/37 EQ	1600p	LOT07
BLAUPUNKT 210	1600p	LOT08
GRUNDIG 2922010	1600p	LOT09
ITT CVC800/1/3	1500p	LOT10
ITTD218/37 EQ	1600p	LOT11
NORMENDE 5255	1600p	LOT12
SABA 81000 200	1600p	LOT13
SALORA T236 EQ	1650p	LOT14
SABA 811-50 24	1600p	LOT15
SABA 770223500	1600p	LOT16
TELEFUNKEN AT1	1450p	LOT17
TELEFUNKEN EQ	1400p	LOT18
SALORA FM0218B	1600p	LOT19
NORMENDE 5255	1600p	LOT20
ITT CVC 1150/1	1500p	LOT21
ITT COMPACT 80	1500p	LOT22
FE TX100 GREEN	1450p	LOT23
HINARI CT4/5 5113	1500p	LOT24
SELECO 6320410	1600p	LOT25
BLAUPUNKT 8667	1600p	LOT26
ITT COMPACT B1	1450p	LOT27
ITT CT3326 MUL	1500p	LOT28
ITT D066/37 EQ	1600p	LOT29
ITT 3546 EQ	1500p	LOT30
LUXOR 5810110	1600p	LOT31
SABA 849380920	1600p	LOT32
HITACHI 2434141 CP	1450p	LOT33
FE TX100 110 D	1700p	LOT34
HANTAREX 28021	1600p	LOT35
SHARP C3700 EQ	1600p	LOT36
HITACHI 2432981 CP	1500p	LOT37
FERGUSON 0003-508-002	1650p	LOT38
Fits Chassis TX99 41cm + 51cm		
Used On: 51K2, 51J8, 51J7, 41H3, 41H3, 41H2, 51K3		
PANASONIC TLF14567F	1850p	LOT39
Used On: TC2043, TC2243, TX300		
PANASONIC TLF14568F	1850p	LOT40
Used On: TX2231, TX2244		
PANASONIC TLF14584F	2350p	LOT41
Used On: TC2210, TC2160, TX1752, TX2112		
TX2112, TX2162, TXC22		
PANASONIC TLF14586F	2350p	LOT42
TC1651, TC2051, TC2061, TC2253, TC2263, TX5500		
HINARI	1600p	LOT43
Used On: CT15		
HITACHI 2434274	1250p	LOT44
CPT2174, CPT2176, CPT2178, 2434274		
We stock line output transformers for over 100 different models. Please ring 0181-900 2329 for more information.		

## UNIVERSAL TRIPLER

Price: £4.50 each

## AMSTRAD MODE KIT

Price: £2.75 each

**SEE OTHER PAGES FOR MORE GRANDATA BARGAINS**

## IDLERS & PULLEYS REPLACEMENT

<b>AKAI</b>					
VS1-2, VS4-5, VS15	FF-REW IDLER	M1327773	400p		
VS3, 6, 12, 56, 58, 59					
VS1-2, VS4-5, VS15	T-UP IDLER	BV327815	500p		
VS3, 6, 12, 59, 59					
VS125, 126, 155,	IDLER	BV321979	600p		
VS165, 244, 245, 247, 248, 250, 512, 515, 516	IDLER ASSY	MZ366960J2	900p		
VS22, 38, 112, 115, 116, 205, 220					
VP7100, VS9300	T-UP IDLER	PU47752	£4.50		
VS9500, VS9800					
VP7100, VS9300	UNLOADING IDLER	PU46381	£4.00		
VS9500, VS9800					
VP7100, VS9300	REW IDLER	PU46380	500p		
VS9500, VS9800					
VP88	IDLER	BV336067	£5.00		
VS1, 3, 4, 9, 12	REEL TABLE	BR347731	450p		
VS15, 58					
VS23, 35, 37, 53, 55	CLUTCH	ML373043	1100p		
VS66, 75, VS477					
VS9700	FF IDLER	BV321761	£3.20		
VS9700	REW IDLER	W321762	£4.00		
<b>AMSTRAD</b>					
VCR7000	IDLER	150280	£1.25		
TVR1, VCR4500	CLUTCH	150873	£3.75		
VCR4600, VCS200, VCR9000					
TVR1, VCR4500	GEAR HOLDER	151284	£3.50		
VCR4800, VCR5200, VCR9000					
TVR1, VCR4600	REF CLUTCH		£3.50		
VCR5200					
VCR6000, VCR6100	CLUTCH	153202	£3.80		
VCR4500, VCR9000	CLUTCH		£4.00		
VCR4500, VCR4600	MOD KIT		300p		
VCR4700	(TAPE CREAMING)				
MOD KIT TAPE CREAMING FOR AMSTRAD					
VCR4500, 4600, 4700			£3.00		
<b>FERGUSON</b>					
3V00, 3V01, 3V16	T-UP IDLER	PU47752	£4.50		
3V22, 3V23, 8900, 8901, 8904, 8906					
3V16, 3V22	T-UP IDLER	PU49280	£5.50		
8903, 8909, 8912, 8922					
3V23, 3V29, 3V30	REEL IDLER	PU48967	175p		
3V31, 3V32, 3V35, 8923, 8924, 8929, 8930, 8931, 8940, 8941, 8942					
3V23, 3V31	ROLLER ASSY	PU49042A	300p		
3V29, 3V30, 3V31	T-UP IDLER	51402	150p		
3V32, 3V35, 3V36, 3V38, 3V39, 3V49, 8930, 8931, 8940, 8941, 8942					
3V29, 3V30, 3V31	T-UP CLUTCH	PU51380	200p		
3V32, 8930, 8931, 8940, 8941, 8942					
3V35, 3V36, 3V38	REEL IDLER	PU55374	200p		
3V39, 3V49, 8943, 8944					
3V35, 3V36, 3V38	T-UP CLUTCH	PU55373	150p		
3V39, 3V49, 8943, 8944					
3V58, 3V59, 3V64	IDLER ARM	PU58645	£2.25		
3V65, FV10, FV11, FV12, FV13, FV14, FV20, FV21, FV22, FV26					
FV30, FV32, FV33, 8950, VC41L					
3V42, 3V43	CLUTCH ASSY	PU55822	1200p		
3V43, 3V44, 3V45	CLUTCH ASSY	PU57658	1050p		
3V48, 3V53, 3V54, 3V55, 3V57, 8947, 8948					
3V42, 3V43, 3V44	T-UP CLUTCH	PU56043 1-4	240p		
3V45, 3V48, 3V53, 3V54, 3V55, 3V56, 3V57, 8947, 8948					
3V42, 3V43, 3V44	SUPPORT CLUTCH	PU56044 1-5	160p		
3V45, 3V48, 3V53, 3V54, 3V55, 3V56, 3V57, 8947, 8948					
3V00, 3V01, 3V16	LOADING IDLER	PU43681	£4.00		
3V22, 3V23, 8900, 8901, 8902, 8903, 8904, 8906, 8909					
8912, 8922					
3V00, 3V01, 3V16	REW IDLER	PU46380	500p		
3V22, 8900, 8901, 8904, 8906					
3V16, 3V22, 8902	IDLER	PU49281	£1.70		
8909, 8912, 8922					
<b>HERNER</b>					
FVHP420, 520, 530	FF-REW PULLEY	H6S9531	80p		
FVHP615, 618, 620	COMP. IDLER ASSY	F1430420400300	£220p		
FVHP622, 710, 711, FVHP720, 721, 722, FVHP725, 730, 830					
FVHP840, 905, 906, FVHP908, 910, 911, FVHP915, 916, 918					
FVHP615, 618, 620	GEAR IDLER ASSY	F1430490400900	380p		
FVHP622, 710, 711, FVHP720, 721, 722					
FVHP725, 730, 830, FVHP840					
FVHP615, 618, 620	REEL T-UP ASSY	F1430410400900	£5.50		
FVHP622, 710, 711, FVHP720, 721, 722					
FVHP725, 730, 830, FVHP840					
FVHP915, 916, 918	GEAR IDLER ASSY	F1430490402400	275p		
FVHP915, 916, 918					
FVHP915, 980, 990	IDLER	F1430420400700	300p		
FVHP988, 5000, 5005					
FVHP5050, 5075, 5100					
FVHP40, 55, 140	REEL DRIVE ROLLER		£5.00		
FVHP1, 10, 20	CLUTCH	F12430510404200	£9.50		
FVHP975, 980, 990	IDLER		£2.80		
FVHP420, 520, 530	TAKE UP IDLER		290p		
FVHP980	LOADING GEAR		£3.20		
VBS3500	REEL DRIVE PULLEY		250p		
VBS3500	IDLER		250p		
VBS7000	REW IDLER		95p		
<b>GOLDSTAR</b>					
GHV1221, 1232, 1240	CLUTCH GEAR	435038A	£2.50		
GHV121, 1242, 1243, GHV1244, 1245, 1246, GHV1247, 1248, 8000,					
GHV8200, 8210, 8215, GHV951, VCP4100, 4130					
GHV1221, 1232, 1240	IDLER		110p		
GHV121, 1242, 1243, GHV1244, 1245, 1246, GHV1247, 1248, 8000,					
GHV8200, 8210, 8215, GHV951, VCP4100, 4130					
<b>HINARI</b>					
VXL3, VXL20	REEL IDLER	40000099	110p		
VXL2	IDLER		110p		
VXL4, VXL35	IDLER		£2.75		
VXL4, VXL35	CLUTCH		£3.50		
VXL4, VXL12, VXL25	UMIFER POST		£1.30		
VXL30, VXL35, VTV300					
VXL5, VXL6	CLUTCH		£3.75		
VXL5, VXL6	GEAR HOLDER		£3.50		
VXL7, VXL8, VXL9	CLUTCH		£3.80		
<b>HITACHI</b>					
VT11-33, VT63-64	CLUTCH ASSY	8879515	£7.50		
VT14, 17, 19, 38, 57, 86, 88, 94, 35, 39, 52, 61					
62, 65, 85, 330, 640, VT165					
VT120, 220, 100, 110	CLUTCH ASSY	8886824	£7.50		
111, 113, 115, 118, 200		8886972	£8.50		
125, 128, 130, 135, 138, 145, 150, 175, 225, 250,					
255, 258, 260, VT130					
VT8000-8300, 7000	FF-REW IDLER	6413663	£2.80		
VT8500-8700					
VT8000-8300, 7000	PLAY IDLER	6414221	290p		
VT8500-8700					
VT8000-8300, 7000	FF REW PULLEY	6383531	80p		
VT8500-8700					
VT3000-9500, 6500	FF-REW IDLER	8681471	250p		
VT680, 6800, 9700, 9900					
VT3000-9500, 6500	PLAY IDLER	6861482	230p		
VT680, 6800, 9700		6861481	230p		
VT9000					
VT3000-9500, 9700	IDLER	881505	230p		
VT5900, 6500, 880, 8800		887043	£3.80		
VT11-33, VT63-64	FF-REW IDLER	8886971	125p		
VT14, 16S, 17, 19, 34, VT35, 38, 39, 52, 61, 62					
VT65, 86, 88, 330, 640					
VT1000, 110, 111, 113	FF-REW ARM	8886792	240p		
VT115, 118, 119, 120, 125, 128, 130, 135, 138, 145, 150					
VT175, 220, 225, 250, 255, 258, 260, VT120					
VT400, 405, 410, 413	FF REW ARM	8897094	£1.30		
VT414, 415, 418, 420, 425, 426, 428, 430, 431, 435					
VT438, 450, 498, 510, 518, 520, 525, 526, 530, 535					
VT530, 540, 545, 546, 548, 570, 575, 576, 580, 585					
VT588, VTM6215, 626, 630, 635, 636, 640, 645, 646, VTS80, 85					
VT400, 405, 410, 413	CLUTCH BASE	8896951	£5.00		
VT414, 415, 418, 420, 425, 426, 428, 430, 431, 435					
VT438, 450, 498, 510, 518, 520, 525, 526, 530, 535					
VT530, 540, 545, 546, 548, 570, 575, 576, 580, 585					
VT588, VTM6215, 626, 630, 635, 636, 640, 645, 646, VTS80, 85					
VT3000	T-UP IDLER (LARGE)		£4.50		
VT3000	REW IDLER		£6.00		
VT680, 6500, 6800	FS BRAKE				
VT9700, 9900					
<b>HITACHI TV</b>					
OUTPUT MODULE HM 6251			£5.50		
OUTPUT MODULE HM 6232			£8		
<b>JVC</b>					
HR330, 3660, 4100	T-UP IDLER SML	PU48280	£5.50		
HR7200, 7600, 7650	T-UP CLUTCH	PU53462A	£220p		
HR7655, 7300, 7350, 7610					
HR7200, 7300, 7350	REEL IDLER	PU48967	175p		
HR7600, 7610, 7650, 7655, 7700					
HR7600, 7610, 7650	ROLLER ASSY	PU49042A	350p		
HR7655, 7700					
HR3300, 3660, 4100	T-UP IDLER LRG	PU47752	£4.50		
HR7200, 7600, 7650	T-UP IDLER	PU51402A	100p		
HR7655, HRD110, HRD111, HR3300, 7350, 7610, HRD120-121, 125					
HRD110, HRD120-121, 125	T-UP CLUTCH	PU55373	150p		
HRD225, HRD111	IDLER ARM	PU55374 3-8	200p		
HRD110, HRD120-121, 125					
HRD225, HRD111	IDLER ARM	PU55374 3-8	200p		
HRD170, 180, 210, 230	IDLER ARM	PU59465	£2.25		
HRD320, 370, 400, 430, 470, 530, 700, 750, 950, 3000					
HR55000, HR55500					
HRD485, HRD725	CLUTCH MECH	PU55822	1200p		
HRD180, 150, 157, 158	CLUTCH MECH	PU57658	1050p		
HRD180, 250, 257, 565, 566, 755, HRP50					
HR3300, HR3330	REW IDLER	PU46380	500p		
HR3660, HR4100					
HRD140, 150, 157, 158	TAKE UP CLUTCH	PU56043 1-4	240p		
HRD160, 250, 257, 455, 565, 566, 725, 755, HRP50					
HRD140, 150, 157, 158	TAKE UP CLUTCH	PU56044 1-5	160p		
HRD160, 250, 257, 455, 565, 566, 725, 755, HRP50					
<b>MATSUI</b>					
VX730, 735, 750, 755	CLUTCH	850A00005	420p		
VX810, 820, 850, 880, 990					
VX730, 735, 750, 755	LIMITED POST LEVER ASSY		£1.30		

# JUST ARRIVED!!! NEW ITEMS

## Satellite PSU Repair Kits

Experience shows that 50% of all receiver power supplies 'bounce' unless the correct precautionary measures are taken when being serviced. A kit of all the recommended parts is supplied for the 4 most popular models, which when fitted should overcome this.

MAKE & MODEL	ORDER CODE	PRICE
PACE PRD800, PRD900	SATPSU1	850p
PACE SS9000, 9200, 9010, 9020, 9220	SATPSU2	650p
AMSTRAD SRD51D, SRD520	SATPSU3	650p
AMSTRAD SRD500	SATPSU4	650p

## Replacement Video Heads

MAKE	MODELS	PRICE
HITACHI	VT570, VT575, VT576, VT580, VT585, VT588, VTF70	3100p
I.T.T.	VR3761	3100p
JVC & FERGUSON	HRD950, HRD960, HRD980, FV46	5000p
LUXOR	VR3761	3100p
MITSUBISHI	HSE51	3000p
NATIONAL	NVFS200, NVFS90, NVV8000	4600p
PANASONIC	NVHD100, NVHD101, NVHF100	3100p
	NVSD	1400p
	AG7330, AG7350, AG7355, AG7450	5000p
	NVFS100	5000p
N.E.C.	D5600	3500p
SANYO	TL51000P, TL51001P, TL51100	3100p
	VHR7800, VHR7810, VHR8000SP, VHR8801SP, VHRD4800	3100p
SHARP	VCH80, VCH81, VCH815	2800p
	VCA33, VCA36, VCA43, VCA44, VCA46, VCA49	1500p
	VCA55, VCA63	2200p
SONY	SLV656, SLV715, SLV757, SLV777, SLV815, SLV825	4600p
	SLV353UB	3200p
	CCDF340E, CCDF500E, CCDV90E, CCDV95E, CCDF5E	4800p

## Original Video Heads

MAKE	MODELS	PRICE
NATIONAL PANASONIC	NVG20, NVG21, NVG22, NVG25, NVG25, NVG28, NVG200, NVG48 PART NO: VEH 0343	3000p
	NVG33, NVG45, NVG46, NVL23, NVL25, NVL28 PART NO: VEH 0417	2900p
	NVJ30, NVHJ33, NVL20, NVL21, NVG30, NVG31, NVG40, NVG130 PART NO: VEH 0416	2700p

## Audio Control Head

**AMSTRAD ORIGINAL NO: 150751**  
Used on: AMSTRAD TVR1, 2, 3, VCR4600, 4600KII, 4700, FUNAI VS2, VCR4600, 4800, 5200, 5600, 6600, VIP3000, 5000  
Also fits: FIDELITY, FUNAI, HINARI, PROLINE, SCHNEIDER, TOWADA, UNIVERSUM  
ORDER CODE: AH01 PRICE: 1350p

**AMSTRAD ORIGINAL NO: 153134**  
Used on: AMSTRAD DD8900, 8904, VCR2000, 6000, 6100, 8600, 8602, 8603, VCR8604, 8700, 8704, 8714, 8800, 9005, 8244  
Also fits: ANITECH, BONDSSTEC, CASIO, CROWN, FIDELITY, GOLDHAND, GRANADA, HINARI, MARQUANT, OMEGA, PROFEX, SCHNEIDER, SEG, SENTRA, SHINTOM, TASHIKO, TATUNG, TOWADA, UNIVERSUM  
ORDER CODE: AH02 PRICE: 1450p

## Replacement Audio Control Video Sound Head for National Panasonic

PART NUMBER	MODELS	PRICE
VBR 0091	NVG7 etc	875p
VBR 0050	NV300, NV340 etc	875p
VBR 0061	NV777 etc	875p
VBR 0103A	NV250, NV450 etc	625p
VBR 0125		625p

## 8 way Preprogrammed Universal Remote Control

A single remote control to operate Televisions, Videos and Satellite Receivers. Plus Auxiliary Options!!  
\* Replaces up to 8 remotes with one \* Simple 4 digit setup routine  
\* Controls 1000s of models \* Teletext functions with Fastext  
\* Clear (large key) layout \* Code Search Facility  
\* Stylish and easy to operate \* Replace broken or lost remotes  
\* Original Remote not required  
Order Code: 8WAY Price 1450p + VAT

## Replacement Video Cassette Housings

MAKE	MODELS	CODE	PRICE
AKAI	VS35, VS53, VS55, VS56, VS75	CH18	2600p
GRANADA	VHSDP1	CH05	1100p
	VHSYJ2	CH01	2800p
GOLDSTAR	GHV1290P, 1291P, 1295P, 9400, 73401, GSE1295P, GSE1891P, 20001Q, 20051Q, VCP4200, 4300, 4301, 4305, VCP4306, 4311, 4315, 4316, 4320, 4321, 4325	CH25	2000p
	GHV51, 1221, 1232, 1240, 1241, 1242, 1244, 1246, 1248, GHV8000, 8200	CH26	2900p
FERGUSON & J.V.C.	3V38, 3V39, 8943, 8944, 9951, 3V35, 3V36, 3V49, HRD 110, 111, 120, 121, 225	CH01	2800p
	3V42, 3V43, 3V44, 3V45, 3V48, 3V53, 3V54, 3V55, 3V57, 8945, 8947, 8948, HRD140, 141, 150, 157, 158, 160, 250, HRD257, 455, 565, 566, 725, 755	CH02	2800p
	8948, 8950, FV10B, 12L, 13H, 14T, 20B, 21R, 22L, 26, 395, HRD230, 430, 530	CH03	2600p
	3V58, 3V59, 3V64, 3V65, FV11R, 8950, 8951, HRD170, HRD180, HRD370	CH04	2800p
	FV31R	CH19	4300p
	HRD515, 520, 527, 540, 550, 580, 600, 610, 620, 660, 670, HRD830, 840, 850, 860, 4050, 6600, FV37H	CH20	2400p
	HRD540, 580, 830, 860, 910, 960, HRD970, HRDX20, FERGUSON FV57H	CH27	2400p
I.T.T.	VR3605, VR3905	CH01	2800p
	VR3916, 3926, 3946, 3948, 3976, 3986, 3995, 3997, 6948	CH02	2800p
	VR3916, 3926, 3946, 3948, 3976, 3986, 3995, 3997, 6948	CH02	2800p
NATIONAL PANASONIC	NV730	CH06	4300p
N.E.C.	N830EG, N831EG, N832, N833EG	CH01	2800p
	N895	CH02	2800p
PHILIPS	CASSETTE LIFT ASSEMBLY (69120366) DV186, 190, 286, 471, 562, 761, VR6180, 6182, 6185, 6285, VR6290, 6291, 6293, 6362, 6367, 6393, 6467, 6468, 6470, VR6561, 6670, 6760, 6761, 6870, 6970	CH05	1100p
	VR6443	CH22	2900p
	VR6448	CH23	2500p
	49SB6	CH24	2500p
SHARP	VCA100, VCH851, VCH852	CH22	2900p
	VCA103, 103GV, 106, 106GVM, 254GVM	CH23	2500p
	VCS211, 244, 5055, 605, VCB230, VCD806G, 810G, VCT212, 310, 410G, 610	CH24	2500p
TELEFUNKEN	VR2970	CH02	2800p
THOMSON	V320, 321, 323, 326, 4200, 4300	CH01	2800p
	V342, 343, 352, 353, 360, 364, 368, 4210, 4230, 4260, 4400, V5500, 6000, 8540	CH02	2800p
TOSHIBA	V55, V57	CH01	2800p
	V65, V66	CH02	2800p

## Service Aids

DESCRIPTION	VOLUME	CODE	PRICE
VIDEO HEAD CLEANER	75ML	SP01	140p
SWITCH CLEANER	176ML	SP02	150p
SILICONE GREASE	200ML	SP03	170p
FREEZE IT	170ML	SP04	220p
FREEZE IT	400ML	SP16	550p
FOAM CLEANER	400ML	SP05	170p
ANTI STATIC	150ML	SP06	170p
AEROKLEANE	135ML	SP07	200p
AERO DUSTER	150ML	SP08	220p
AERO DUSTER	400ML	SP17	550p
PLASTIC SEAL	200ML	SP09	200p
GLASS CLEANER	250ML	SP10	160p
COLDKLENE	250ML	SP13	200p
EXCEL POLISH 80	250ML	SP18	150p
ADHESIVE 120	400ML	SP19	190p
LABEL REMOVER 130	200ML	SP20	240p
REFURB 140	400ML	SP21	240p
TUBE SILICON GREASE	50 GRAMMES	SP11	200p
TUBE SILICON SEALANT WHITE	75ML	SP22	280p
TUBE SILICON SEALANT CLEAR	75ML	SP23	280p
TUBE HEAT SINK COMPOUND	25 GRAMMES	SP12	150p
DRIVE CLEANER	200ML	SP24	150p
SCREEN CLEANER	200ML	SP25	150p
COMPUTER CARE KIT		SP26	2100p

All the above items are manufactured by Servisol  
If you purchase more than one Servisol Product, postage & package will be charged as follows:  
300p for 5 cans 450p for more than 5 cans

## CD Pick Ups

SONY OPTICAL PICK UP  
PART NO: KSS210A SONY CDPC 301M, CDPC 305M 2200p  
Fits most Sony, Akai & J.V.C. Portable Hi-Fi and Midi Systems

PART NO: KSS210B  
USED ON MODELS:  
CFD100, 105L, 120, 300, 440, 454, 455, 50, 500, 55, 58, 60  
CFD68, 750, 755, 760, 765, 770, 775, 440S, W100, 100S 2200p

## Cassette DC Motors

MOTOR TYPE	PRICE
6V MOTOR	170p
9V MOTOR	170p
12V CW MOTOR	170p
12V CCW MOTOR	170p
13.2 CCW MOTOR	290p

## Cassette Tape Heads

HEAD TYPE	PRICE
MONO HEAD	90p
STEREO-HEAD	110p
MINI HEAD	150p
AUTO REVERSE HEAD	200p

## Soldering Accessories

DESCRIPTION	CODE	PRICE
<b>ANTEX SOLDERING IRONS</b>		
25 WATT 240 VAC (XS25W 240V)	S101	900p
15 WATT 240 VAC (XS15W 240V)	S102	900p
25 WATT SPARE ELEMENT	S103	450p
15 WATT SPARE ELEMENT	S104	450p
<b>SOLDERING STAND &amp; SPONGES</b>		
SOLDERING STAND (MADE BY ANTEX)	S108	350p
SPARE SPONGE	S109	55p
<b>SOLDER</b>		
18 SWG 500 GRAMMES	S110	500p
20 SWG 500 GRAMMES	S111	650p
22 SWG 500 GRAMMES	S112	700p
<b>DESOLDERING AIDS</b>		
SOLDER MOP STANDARD GAUGE 1.2mm x 1.5M	S107	80p
SOLDER MOP 1.2mm x 10M	S113	400p
DESOLDERING PUMP	S105	320p
SPARE NOZZLE	S106	60p

## Transistors & ICS

BU 508A (PHIL)	80p	MJE 13009	100p	2SC 3885A	350p
BU 810	110p	MJE 18004	125p	2SD 633	70p
BUZ 90A	180p	STK 6982H	600p	2SD 1680	225p
CXA 1044P	550p	STK 7253	450p	2SK 793	400p
HA 13408	350p	TDA 2030H	100p	2SK 956	1400p
IRFBC40	400p	TEA 2019	200p	2SK 1023	550p
L272	200p	TMP 47C434N	1250p	2SK 1342	750p
L6210	250p	SA 1300	200p	2SK 1358	600p
MC 3423P	100p	2SA 1540	55p	88000	500p
MJ 15015	250p	2SC 3788	60p	82S147	450p
MJ 15016	350p	2SC 3885	350p		

**GRANDATA LTD**  
Tel: 0181-900 2329  
Fax: 0181-903 6126



# REMOTE CONTROLS

Description	Order Code	Price	Description	Order Code	Price
<b>GRUNDIG</b>			<b>PHILIPS (continued)</b>		
TP160E	RC 107	900p	RC38	RC 301	750p
TP200, TP300	RC 380	800p	KT3 TEXT	RC 5301	750p
TP400	RC 401	675p	RC5352	RC 5352	800p
TP590-600	RC 600	850p	RC5375	RC 5375	850p
TP390, TP610	RC 610	850p	RC5 STANDARD	RC 5534	850p
TP621	RC 621	850p	RC5901	RC 5901	850p
TP630, TP650	RC 650	850p	RC5903	RC 5903	700p
TP660	RC 660	850p	<b>SABA</b>		
TP661	RC 661	850p	T6772	RC 149	900p
<b>HITACHI</b>			TC319-320	RC 328	875p
CLE800-CLE830	RC 140M	700p	TC356	RC 356	875p
A617402/655602	RC 192	875p	TC358	RC 358	850p
A512120/230	RC 900	800p	TC360	RC 360	800p
A514790	RC 901	800p	TC365	RC 365	800p
A5088470	RC 902	800p	<b>SALORA</b>		
A518612	RC903	900p	SERIES L	RC 190	875p
SCL002	RC904	850p	86173	RC 882	850p
C2096	RC 905	850p	<b>SANYO</b>		
A511940	RC 906	750p	RC218, RC222, RC228, RC238	RC 140M	700p
655602H	RC 907	800p	JXGE	RC 878	850p
<b>ITT</b>			JXDE	RC 884	850p
IFB13, 14, 15	RC 143	875p	VHR2300	RC 890	850p
FS4	RC 148	850p	RC628	RC 865	900p
RG305	RC 305	675p	<b>SHARP</b>		
RG306	RC 306	825p	G0121CESA, 123CESA, 204, 251	RC 140M	850p
FS9/1-10/1	RC 307	850p	<b>SIEMENS</b>		
VS5 RUK	RC 308	825p	FC616	RC 130	850p
VS4-1	RC 310	850p	FC631	RC 132	850p
MULTICONTROL (17C20)	RC 311	800p	FC742	RC 164	900p
<b>KORTING</b>			<b>SONY</b>		
18279, 18396, 18460, 18521 SE	RC 108	850p	RM604, RM605, RM606	RC 140	700p
40540 VTS	RC 108	900p	32 CHANNEL	RC 140M	700p
<b>LOEWE</b>			RM613	RC 141	750p
DC11	RC 146	850p	RM632, RM636	RC 160	675p
<b>MATSUI</b>			<b>TATUNG</b>		
010270601	RC 889	850p	FXA	RC 877	850p
VX770	RC 892	850p	RC70	RC 883	750p
<b>METZ</b>			FX70 FASTTEXT	RC 894	850p
JAVA COLOR (6890)	RC 166	850p	<b>TELEFUNKEN</b>		
COLOR (7156)	RC 183	850p	FB632	RC 632 ST	850p
JAVA (7180)	RC 184	850p	FB639	RC 639 ST	850p
<b>MITSUBISHI</b>			<b>THORN/FERGUSON</b>		
939P/03607, 939P/03609	RC 140M	850p	3V35-42	RC 342	650p
<b>NOKIA</b>			3V31-32	RC 344	800p
SATELLITE	RC 550	850p	3V57-58	RC 628	800p
<b>NORDMENDE</b>			TX10 TEXT	RC 732	575p
TC2336	RC 351N	850p	TX10 STEREO TEXT	RC 738	575p
CMC1, TC3519	RC 356	875p	TX9-90-100	RC 740	675p
<b>OCEANIC</b>			3V55, FV11	RC 783	800p
390C9500	RC 339	900p	TX100 FASTTEXT	RC 785	650p
<b>ORION</b>			TX100 STEREO FASTTEXT	RC 789	650p
RC53	RC 892	850p	PROFESSIONAL	RC 790	650p
<b>PANASONIC</b>			<b>TOSHIBA</b>		
EUR51200	RC 200	800p	CT937	RC 950	850p
TC2200	RC 201	850p	CT9117	RC 951	800p
VSQ0357/NV730	RC 202	875p	201R4B	RC 952	800p
TNQ1621	RC 203	900p	<b>UNIVERSAL PROGRAMMABLE REMOTE CONTROL</b>		
<b>PHILCO</b>			Controls up to 4 different devices which use infra red remote controls including TV, audio, VCR and satellite. (need original remote control TC program)		
CARVEL, CONCORDE, MERCURY, TELESTAR	RC 108	850p	Order code: IR100R Price: 1950p		
TC10	RC 152	900p	<b>We stock Remote Controls for over 5000 different models. Ring for further details on 081-900-2329.</b>		
<b>PHILIPS</b>					
RC5002,5154	RC 134	850p			
KT3 NON TEXT	RC 135	825p			
69117032	RC 178	875p			
69117194	RC 180	875p			
RC5991-UNIV	RC 300	580p			

**VCR ALIGNMENT KIT**

CONTAINS:

- SET OF 7 HEAD & TAPE PATH ALIGNERS
- RCA TYPE AUDIO & CONTROL HEAD POSITIONING TOOL
- RCA ADJUSTMENT TOOL FOR TAPE GUIDE POSTS
- RCA TYPE BACK TENSION TOOL
- TENSION ADJUSTMENT TOOL FOR VARIOUS USES
- VCR ADJUSTMENT TOOL

SET OF 8 ALLEN KEYS

- 0.77mm
- 0.90mm
- 1.27mm
- 1.50mm
- 1.80mm
- 2.00mm
- 2.40mm
- 3.00mm

3 Reversible Screwdrivers  
Spring Hook

Circclip Pliers  
Micro Screwdriver

VCR Head Extractor

**Order Code: TOOL10 Price: 2900p**

**FUSES**

Value	TIME LAG (20mm)		QUICK BLOW (20mm)	
	Order Code	Price	Order Code	Price
160mA	FUSE01	75P	FUSE17	60P
250mA	FUSE02	75P	FUSE18	60P
315mA	FUSE03	75P	FUSE19	60P
400mA	FUSE04	75P	FUSE20	60P
500mA	FUSE05	75P	FUSE21	60P
630mA	FUSE06	75P	FUSE22	60P
800mA	FUSE07	60P	FUSE23	60P
1A	FUSE08	60P	FUSE24	60P
1.25A	FUSE09	60P	FUSE25	60P
1.6A	FUSE10	60P	FUSE26	60P
2A	FUSE11	50P	FUSE27	60P
2.5A	FUSE12	50P	FUSE28	60P
3.15A	FUSE13	55P	FUSE29	50P
4A	FUSE14	55P	FUSE30	50P
5A	FUSE15	60P	FUSE31	50P
6.3A	FUSE16	60P	FUSE32	50P

**FUSES**

CURRENT RATING	ORDER CODE	PRICE
<b>CERAMIC PLUG TOP</b>		
3A	FUSE33	100P
5A	FUSE34	100P
13A	FUSE35	100P
<b>20MM CERAMIC TIME LAG</b>		
3.15A	FUSE41	100P
4A	FUSE42	100P
5A	FUSE43	100P
6.3A	FUSE38	100P
8A	FUSE39	100P
10A	FUSE40	100P
<b>32MM CERAMIC SLOW BLOW</b>		
8A	FUSE44	210P
10A	FUSE45	210P
15A	FUSE46	210P
20A	FUSE47	210P
<b>38MM CERAMIC SLOW BLOW</b>		
10A	FUSE48	875P

ALL THE ABOVE PRICES ARE FOR PACKS OF 10 FUSES

**I.C. PROTECTOR**

ICPF10	ICPF38	ICPN10	ICPN38
ICPF15	ICPF50	ICPN15	ICPN50
ICPF20	ICPF75	ICPN20	ICPN75
ICPF25	ICPN5	ICPN25	

Price: Only 30p each

**AUDIO CONTROL HEAD**  
Amstrad Original No: 150751  
Used on Amstrad TVR1.2.3, VCR4600, 4600MII, 4700  
Funai V2S, VCR4600, 4800, 5200, 5600, 6600, VIP3000, 5000  
Also fits: Fidelity, Funai, Hinari, Proline, Schneider, Towada, Ultravox

Order Code: AH01 Price: £13.50

**Amstrad Original No: 153154**  
Used on Amstrad 008900, 8904, VCR2000, 6000, 8600, 8602, 8603, VCR8604, 8700, 8704, 8714, 8800, 9005, 9244  
Also fits: Antitech, Boadstec, Casio, Crown, Fidelity, Goldhead, Granada, Hinari, Marguant, Omega, Protex, Schneider, SEG, Sentra, Shiptom, Tashiko, Tatung, Towada, Universum

Order Code: AH02 Price: £14.50

# GRANDATA LTD

K.P. HOUSE, UNIT 15, POP IN COMMERCIAL CENTRE, SOUTHWAY, WEMBLEY, MIDDLESEX, ENGLAND HA9 0HB

Telephone: 0181-900 2329 Fax: 0181-903 6126

OPEN Monday to Saturday. Times: Mon-Fri 9.00-5.30 Sat 9.00-2.00

# Surface-mount Technology: Design Guidelines

**Martin T. Pickering, B.Eng.,** discusses the factors that determine the reliability and cost-effectiveness of SMD board assemblies

The following notes aim to summarise good design practice for surface-mounted assemblies. The idea is not to lay down hard and fast rules but to highlight what should be done and why. Some points may be regarded as contentious. They are however based on my experience over fifteen years as a designer.

## Copper Track Width

In general tracks should be 0.5mm (20 thou) wide wherever space permits. The minimum currently recommended track width is 0.2mm (8 thou). Tracks of this width should be used only where absolutely necessary, since they can cause a significant number of 'fall outs' during bare board manufacture, thereby increasing the unit price. In addition the increased possibility of fractures in tracks of such small width will affect long-term reliability. Local 'necking' of tracks is often unavoidable however, for example where a track must pass between the legs of an IC. But it will affect reliability and can result in solder shorts during board assembly.

Wider tracks may be required where the current flow is significant. But widths greater than 2.5mm (100 thou) should be avoided since they can cause problems with bare board manufacture and there is a risk of the solder resist wrinkling and peeling when soldering takes place. Because of this, wider tracks should be divided in the form of a ladder, permitting the solder resist to adhere to the board material between the areas of copper. For the same reason ground planes, where required, should be divided by cross-hatching.

A further point is that large areas of copper act as heatsinks during the soldering process and can lower the temperature of a solder wave sufficiently to increase its viscosity – this can result in poor solder joints or even prevent the formation of a joint altogether.

## Gaps between Tracks

Inter-track spacing should in general be at least 0.5mm (20 thou). This will minimise the possibility of short-circuits during bare board manufacture. The spacing may need to be wider with high-voltage or high-impedance circuitry. In addition it may be necessary to include a chassis-potential 'guard rail' to trap possible leakage currents. Where a decrease in spacing is unavoidable, it should be used in as few places as possible. Tracks should be spaced evenly, and not bunched together in localised areas unless correct

electronic functioning specifically requires close spacing.

Close track spacing increases the risk of short-circuits, leakage current and inter-track capacitance effects. It also means that the unit will be prone to failure in humid conditions.

## Moisture

Moisture penetrates solder resist. The ingress is usually slow, but can increase in humid air conditions when the temperature is raised and lowered in cycles. This effect is known as 'breathing'. It occurs naturally as the temperature varies between day time and night time, and can be accelerated in a cyclic humidity chamber.

Moisture penetration is fastest at the boundaries and where the resist layer is thin. Once it has penetrated the resist it can be removed only slowly, by long-term exposure to hot, dry air. It might never be removed completely.

The effect of moisture, when combined with atmospheric oxygen, is to react with metal to form salts. Active flux agents (e.g. halides) and any impurities or reagents not cleaned from the board before the application of resist will increase the metal corrosion.

Copper salts are soluble and form an electrolyte that readily conducts current between tracks. Tin is prone to whiskering (dendritic growth), which again forms conductive paths. The chemical reactions are accelerated by current flow and temperature increase.

## Solder Resist

Most solder resist is epoxy based. The exact type should be chosen with care and specified by the designer on the relevant drawing. If the copper tracks are tinned before the solder resist is applied there will be less chance of bare copper being left exposed, but resist wrinkling can occur on wider tracks. Wrinkling may be the lesser evil however, because bare copper unprotected by tin-lead can cause reliability problems – it is susceptible to corrosion. Unless the copper is tinned before resist is applied, there will always be unprotected copper at the boundary of the resist – especially when a screen is used to apply the resist.

Non photo-definable solder resist cannot be placed with a guaranteed accuracy of better than 0.25mm (10 thou). The artwork for the board should allow for this tolerance by making the resist-free areas larger than the corresponding solder or test pads. Resist placement accuracy can be



improved by using photo-definable solder resist, albeit at a cost. Accuracy will inevitably decrease as board size increases.

### SM Device Pads

Pads for chip surface-mounted devices (SMDs) should be circular or oval and the width should not exceed 75 per cent of the component width. In fact pads should be made as small as possible in accordance with the placement machine's abilities and the ability of the soldering equipment to produce a good joint. Small, circular or oval pads create less stress in a component than larger pads do. The small size ensures that the amount of solder used is minimised, reducing the cost, and provides a degree of flexibility in the joint (flexibility is undesirable in military applications however, or where vibration is experienced: in such cases the SMDs will be mounted on ceramic substrates that don't flex).

Lack of sharp corners to the pads reduces the risk of short-circuits and poor joints, since the solder naturally assumes a curved meniscus. The amount of solder increases considerably with larger pads: the joint becomes rigid, and stress caused by thermal contraction or mechanical bending of the PCB can result in fractures within the component. Such fractures may not become apparent until after the unit has been brought into service (stress fracturing will be discussed in a subsequent article).

Pads for gullwing, J-lead and spear- or butt-lead devices can be circular or oblong, preferably with rounded corners, as dictated by the lead contact area. Leaded components don't suffer from stress problems in the way that chip SMDs do. Pad areas should be minimised however, to avoid the risk of short-circuits between leads. The suggestion that pad areas should be maximised to take component misplacement into account is not valid: soldering will still be satisfactory when a component lead covers only 50 per cent of the pad width. It is more important to maintain adequate gaps between pads.

Where a pad adjoins or forms part of a larger area of copper (for example a power supply track) that's more than 1mm (40 thou) wide, the solder pad should be separated from the track for most of its circumference. The connection should be via one or more 'necks' of no more than 1mm (40 thou) width. Otherwise heatsink effects during soldering may cause stress and dry-jointing. This requirement also applies to test pads and plated-through holes (vias).


A via should not be placed beneath a component, where inspection is impossible and flux can be trapped. If this requirement cannot be met, provision must be made for testing the integrity of the through connection electrically and the height of the component above the board must be a minimum of 0.25mm (10 thou) for cleaning, if required, to be feasible.

### Infra-red Reflow

Infra-red reflow is not a hot-oven technique. It is a direct radiation method, where any part of a component that's exposed to the radiating elements can become hot enough for solder to melt and any part not exposed cannot melt. Hot air build up is detrimental to component reliability and must not be relied upon to melt solder.

The colour of components and leads is important – black parts can become appreciably hotter than white or reflective parts. Unfortunately we have very little control over colours at present, but bear this in mind because it's a serious drawback with the infra-red method.

Care is required over component selection. Some IC carriers for example have J leads that are out of sight beneath the plastic moulded body and can be reliably soldered only by using a vapour-phase process. Conventional leaded



components such as electrolytic capacitors should not be exposed to infra-red radiation because damage can occur.

### Wave Soldering

The orientation of components is important with wave soldering and the spacing between them is generally more critical. High or wide components should not have other components within their 'shadow boundary'. Since this is determined by the direction of travel over the wave, the direction must be decided at the very beginning of the design process and must be stated clearly on the relevant production drawing. While a vibrating-wave technique can greatly reduce both shadowing effects and dry-joints caused by flux vapours being entrapped, the technique should not be adopted to eliminate bad design practice.

Board area is important, because bow and twist effects as the board is heated and cooled put enormous stress on SMDs and tend to increase with board area. Provided the interconnection method is suitable, a number of small boards connected to a mother board after soldering can be more reliable than the same number of components arranged on one large board. The maximum practical board size for optimum reliability is about 100mm (4in.) square – bear in mind that it will probably be equivalent to a conventional component PCB with an area three to four times as great.

If a large board is essential, the effects of bow and twist can be minimised by predefining the lines along which the bending will occur: put the components into individual clusters separated by milled or punched slots between which the interconnecting tracks run. The lines of greatest weakness thus contain only tracks. To avoid sag during the soldering process, minimise the width of the board or use a supporting structure.

If a number of small daughter boards are to be soldered to it, the mother board should again be narrow or supported to minimise sag, or a rigid palate should be used to carry the daughter boards. Whichever method of supporting the daughter boards is selected, it should be considered during the early design stages since the choice is affected by the soldering machine's requirements, the boarder that's required to be free of components, the supporting structure material (metal can affect wave temperature), the width of the solder

*An example of surface-mounted component technology: part of board VC60 in the Sony CCDTR55 camcorder.*

machine tracks (has it been standardised for previous boards?), the direction of travel, the amount of sag that can be tolerated and other considerations.

**Cleaning**

SMD assembly cleaning should be avoided if at all possible, being an extra, costly process. Unfortunately even the 'synthetic' fluxes leave considerable residues unless the soldering process is specifically tailored to meet their requirements. Preheat control is especially important with synthetic fluxes, since the solvent must be evaporated before soldering takes place. Synthetic fluxes can also cause solder 'webbing' when used with certain types of solder resist. The possibility of using such fluxes to avoid the problems and expense involved in washing should be considered most carefully. If the decision is in favour of cleaning, a flux with very low solids content will make the process easier.

Chlorinated fluorocarbon solvents used for cleaning can introduce a health hazard as well as being an environmental risk. The cost of CFC solvents has increased, and there are severe restrictions on their use.

Water-soluble flux provides a reasonable compromise, being cheaper and less environmentally harmful than CFC solvents. In addition, water tends to remove corrosive flux activators that CFC leaves behind.

**Inspection**

Because of the small size and large number of almost identical components mounted on an SMD board, visual inspection is difficult and often unreliable. Magnification is

necessary, but this reduces the instantaneously visible area while increasing eye fatigue. Automatic assembly or guided manual assembly techniques will, together with carefully written test software, minimise the need for inspection. Since automatic testing is limited in its ability to deal with every type of component, it is important to carry out a comprehensive functional test as well.

**Qualification Tests**

SMDs are more prone to moisture ingress and the effects of temperature change than their conventional counterparts. A small number of assembly samples should therefore be subjected to environmental conditioning and testing to ensure that the equipment will meet its specification reliably.

**Rework**

Rework can be difficult, and every effort should be made to avoid the need for it. Rework involves the application of heat to components, introducing the risk of reduced reliability or damage to the PCB and adjacent components.

**In Conclusion**

It would be impossible to cover all aspects of SMA design in a short article like this. I have concentrated on the considerations that are most often overlooked or unknown to younger engineers. In a previous article, on design reliability, I mentioned that a lot of design knowledge and experience fails to be passed on to younger designers. Because of this, avoidable mistakes continue to be made. Hopefully the advice given here will redress the situation. ■

**TELETEST** *from only*  
**£69** *ex. VAT '95*  
**Handheld Audio and Video Test Equipment**  
**Freecall: 0500 009070** *"30 day money back guarantee"*  
**For your free information & ordering pack.**  
*Lines open everyday from 7am to 10pm*

**TELETEST TONE Audio Test Signal Generator**  
 4 frequencies, 3 output levels. Phonos: stereo line outs. XLRs: stereo balanced outs. Stereo ident. **New!**

**New! CAPTION TELETEST**  
**Programmable Video Caption Generator**  
 Program text over comp. & S-video using built in keys. 4 memories, host of features inc different size text & internal sync generator.

**TEXTBOOK ACCURACY**  
**TELETEST TELETEST PRO**  
**Test Pattern Generators**  
 4 TV test patterns. Phonos: composite video, 1kHz line audio. Co-axial: RF ch32-39. **PRO:** 8 TV test patterns, BNC: composite video, S-connector: S-video. XLRs: 1 & 10kHz balanced audio.

**WORLD WIDE WEB**  
<http://www.bucc.co.uk/vbp/ozan>

Official orders welcome from Colleges, Government depts. & PLCs. Same day despatch. 24 hr worldwide delivery option available.  
 Tel: + 44 1202 877270 Fax: + 44 1202 877271  
 37 Haviland Rd, Ferndown Ind Est Wimborne, Dorset, BH21 7SA, UK

**BACK COPIES**


We have available a limited stock of the following back issues of *Television*:

- 1992** February, April, May, July, August, September, October, November and December
- 1993** January, May, June, July, August, September, October and December
- 1994** January, February, March, April, May, June, July, August, September, October, November and December
- 1995** January, February, April, May, June, July, August, September, October and December
- 1996** January, February, March and April

Copies are available at £2.75 each including postage. Send orders to:

Reed Business Publishing,  
 Television Back Issues,  
 Room L302, Quadrant House,  
 The Quadrant, Sutton,  
 Surrey SM2 5AS.


**Make cheques/postal orders payable to Reed Business Publishing Ltd.**

*The manufacturer who cares about quality & features rather than being lowest in price !*


**Audio Analyser**  
Model AA-930


Multi-function meter. Measures distortion, wow & flutter, stereo power, signal levels in & out; generates audio test signals. Features include large clearly marked analogue meters. Performs the work of many individual instruments. £ 490

**Television Pattern Generator**  
Model GV-698/11




32 patterns, 32 internal memories. PAL/NTSC/SECAM standards, with I, B, G, H, M, N, D & K, NICAM, teletext all in one instrument. Optional on screen logotype. (Other pattern generators available from £ 210). £ 1428

**Television Pattern Generator**  
Model GV-298




Compact high performance generator. RF and video outputs. Frequency range same as GV-698/11, 37 to 865 MHz. Circle pattern included. £ 433

**TV & Satellite Level Meter**  
Model MC-360




Ideal instrument for the professional installer of FM/TV aerials and satellite TV dishes. Covers 48 to 856 MHz and 950 to 2050 MHz. Lightweight, compact and rechargeable battery operated. £ 654



**Frequency counters** Models FD-250 & FD-252


FD-250 covers 20 Hz to 160 MHz and FD-252 covers same plus, 100 MHz to 2.4 GHz. Large L.E.D. display. Wide performance at low cost. £ 153 & £ 206



**TV & Satellite Level Meter**  
Model MC-944

This meter has everything for the top flight installer of aerials, dishes, CCTV, MATV, SMATV and others systems. Features include TV monitor, spectrum analyser, sync pulse, teletext, printer output, 99 memories, tuneable audio subcarriers, etc. Full autocorrection for superb, unequalled accuracy!. RS-232 as standard. £ 1895

**Low Distortion Low Frequency Generator**  
Model GB-212

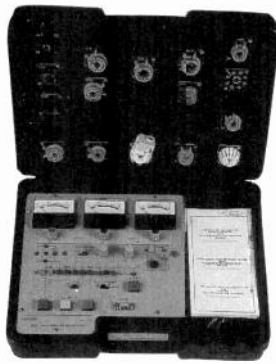


20 Hz to 200 kHz, harmonic distortion 0.02 % maximum over audio band. Frequency counter resolution as high as 0.1 Hz. 600 ohms impedance. Output level attenuation range 60 dB, with analogue meter for setting accuracy. Excellent output level flatness. £ 219

**Functions Generators**  
Models GF-230 & GF-232




Two versions available: 0.1 z to 1 MHz and 0.2 Hz to 2 MHz. Producing sine, triangular and square waveforms, with variable symmetry. Excellent performance. £ 153 & £ 206



**CRT Rejuvenator**  
Model TA-903

Similar to TA-901, but has three meters to monitor cathode current. Special technique allows repeated rejuvenation of CRT. Supplied in attaché style case, for easy field and workshop use. £ 498

**CRT Rejuvenator**  
Model TA-901




An essential tool for every TV workshop. Promax have made many thousands. Supplied complete with a set of base adaptors. £ 235



**TV/FM Level Meter**  
Model MC-160B

The aerial installers best friend. Calibrated for accurate signal level measurements. Digital frequency display ensures correct signal selection and identification. Built-in demodulator for easy station ident, and audible tone for easy positioning. This meter is light in weight, but has outstanding technical features. £ 354



**R.F. Spectrum Analyser**  
Model AE-566

1 to 1000 MHz, with 950 MHz to 1750 MHz option. Built-in tracking generator. Offers spanwidths from 1 MHz to 1000 MHz. Includes normalizer. This analyser is ideal for production and educational applications, as well as R+D. £ 2800

The company has been producing test equipment in Spain for over thirty years, earning a strong reputation for excellent engineering, quality performance at budget prices. The equipment is supported by Alban Electronics from their St Albans facility. These products are suitable for only professional and educational applications.



Prices shown exclude VAT, but includes UK delivery. Most items available for immediate despatch.


**ALBAN ELECTRONIC LIMITED**

6 Caxton Close – Porters Wood  
St Albans – Hertfordshire – AL3 6XT  
Tel: 01727 832266 – Fax: 01727 810546

# Self-diagnostic SYSTEMS

**Many VCRs and TV sets now incorporate self-diagnostic systems, which have advantages and disadvantages.**

**John Coombes on the new approach to servicing**

**T**he move to using microcomputer control via a data bus has made it possible to incorporate self-diagnostic systems in many VCRs and TV sets. This can cut down the amount of time spent during a field call. But because of surface mounting and component miniaturisation, with the need for specialist tools to carry out replacements, it can be impractical to complete repairs

in the field. As a result we might have to go back to the practice of panel swapping, with faulty panels taken back to the workshop for attention. This could in turn lead to decreased reliability, with plugs and sockets giving rise to poor contact and dry-joint problems.

The data bus, which links most of the ICs used in a microcomputer-controlled TV set, enables service adjustments such as height, linearity etc. to be carried out using an 'electronic screwdriver', i.e. a remote control unit that contains the necessary codes. With this type of arrangement it is usually possible to reprogram the set's EEPROM so that different standards, tuning arrangements etc. can be selected.

Another helpful feature is the ability to enter an ideal set up in the remote control unit. This makes installation very easy. If

there is a problem or fault, this can be shown via a remote control unit display. So you can get clues even when there's no tube display.

## Philips GFL Series

With the new Philips GFL series receivers, numbers displayed by the dealer service tool (DST – a remote

control unit) provide error codes that indicate the nature of the fault present. There is also a default mode: this tunes the receiver to 475.25MHz, with the sound and picture settings in a predefined state. Two service pins provide an alternative way of entering the default mode. An error memory can store the last ten errors to occur, which is an advantage when dealing with intermittent faults.

DST operation is simple. The relevant circuit diagram has a flow chart which interprets the error code, telling you which area or even component to check or change. I have been pleasantly surprised by the DST. Initially I thought that an experienced engineer should be able to make a diagnosis after a quick look. While this is true, the DST does speed things up and helps you to get to the cause of a fault with the minimum of hassle. It is of particular help with intermittent faults.

## Toshiba V3 VCRs

The current Toshiba V3 range of VCRs, which has been the subject of previous articles (see January and March issues), incorporates automatic fault self-diagnosis. When a tape transport or power fault occurs, a special chip detects this and produces an error code display. With the top-of-the-range Models V804B/V854B the code is shown visually, using the display at the front of the machine.

When the machine powers down or the tape stops running, the fault is noted by the EEPROM for display. The VCR buttons and the remote control unit buttons have to be used to produce the error code display. Code details are as follows.

First two numbers/letters: these indicate the mode in which the fault occurred, as follows:

00	Standby
01	Stop
02	Rewind
03	Review
04	Fast forward
05	Cue
06	Playback
07	Still, slow playback
08	x2 playback
09	Stop (moisture detected)
0A	Reverse playback
0B	Reverse playback still/slow
0C	Record
0D	Record pause
0E	Power off eject
0F	Eject
10	Short FF
11	Short REW
13	Audio dub

**Our picture shows the Philips Professional dealer service tool.**



## 14 Audio dub pause

The centre section of the display indicates the basic fault, as follows:

- 01 Drum stopped
- 02 Take-up reel fault
- 03 Supply reel fault
- 04 Cassette in/out fault
- 05 Threading fault

The right-hand numbers/letters indicate the mechanism state when the fault occurred:

- 01 Front loading up
- 03 Loading down
- 05 Tape threading
- 07 Reverse rotation, pinch roller on
- 09 Playback, pinch roller off
- 0B Stop, main brake on
- 0D Fast forward/rewind
- 0F Position not certain

**Panasonic NVSD200B/400B**

Panasonic uses self-diagnostic codes in its NVSD200B and NVSD400B VCRs. When the machine detects a fault during installation or normal use it automatically shows an error code on the display screen.

This consists of five digits. The first indicates the area where checks are required (service mode), the second and third indicate the basic nature of the fault (service data) while the fourth and fifth indicate the circuit that senses the malfunction (service information).

The engineer can obtain service information displays by pressing FF (fast forward), REW (rewind) and eject at the same time or by short-circuiting the service test point (TP SERV) to chassis.

Service mode checks are as follows:

- 1 Tape protection circuit
- 2 Tape transport mechanism
- 3 Mode switch operation
- 4 Control buttons
- 5 Capstan motor
- 6 Drum motor
- 7 Load/unload operation
- 8 See below

The mode 8 display occurs only when connecting TP SERV to chassis.

Service data codes are as follows:

- 00 No problem (operation is normal)
- 01 Drum has stopped
- 02 Tape reel has stopped
- 03 Stop other than 04 or 06
- 04 Stop during unloading
- 05 Capstan rotation fault
- 06 Stop during cassette in/eject
- 07 Voltage error in record mode
- 08 Voltage error except in record mode
- 09 Data communication error between system control and timer

Mode 1 means check the sensor LED supply and the take-up sensors. The latter can be checked by blocking the light from the LED. If all is well, the service data numbers will show 00. When the light to an end sensor is blocked the data indication will be 01, meaning that the drum has

**Table 1: Self-test checking**

Code	Fault	Check
H01	Drum stops and doesn't start even after tape unloading.	Drum motor drive circuit.
H02	Tape not wound up during unloading, except eject.	Capstan motor drive circuit.
F03	Mechanism stops during mode transition, except eject.	(1) Loading motor drive circuit. (2) Mechanism phase alignment. (3) Mode switch.
F04	Mechanism stops during tape unloading.	(1) Loading motor drive circuit. (2) Mechanism phase alignment.
F05	Tape not wound up during unloading/eject.	(1) Capstan motor drive circuit. (2) Supply/take-up reel pulses.
F06	Mechanism stops after unloading in eject mode.	(1) Loading motor drive circuit. (2) Phase alignment of cassette holder unit.
F07	Record mode supply voltage missing.	Record power supply.
F08	Record supply voltage present but not in record mode.	Record power supply.
F09	No clock pulses between IC6001 and IC7501.	Serial clock data circuit.

stopped. To carry on, press FF, REW and eject together to obtain mode 2.

In this mode the mode switch circuit is checked and the mechanism position indicated. The data numbers provide the indication.

The next mode, 3, checks that the mode switch circuitry has completed its operations. After each of its mechanism movements has been completed, the data number 00 should be shown if correct.

Mode 4 makes sure that the operation circuit is working correctly. This checks whether system control/servo chip IC6001 is receiving data from the buttons and/or remote control unit.

Mode 5 checks the capstan motor circuitry and whether IC6001 has received information to drive the capstan motor.

Mode 6 does the same for the drum drive.

Mode 7 checks the loading and unloading operation. To check the loading function press the play button. Press the stop button to check the unloading. This mode will be displayed indefinitely until the power button is pressed.

There is some additional service data for mode 4. This is obtained when an operating button is pressed, giving a service data number shown in the complete service manual for the Panasonic Model NVSD200B.

The self-test display code consists of a single letter and two numbers. Table 1 provides details.

**In Conclusion**

The developments outlined here show how servicing is changing. Such aids should help us to complete jobs more quickly and increase daily throughput, thus keeping down costs. The problem remains that if the price of new equipment remains low, repairs may still be uneconomical. ■

Until recently I've been doing only trade repairs. To generate some extra business I decided to run a small advertisement offering "instant satellite repairs". My experience has been that the suggestion of a fast turnaround with a fixed charge attracts more customers than an advertisement that says "repairs from £25" or whatever. Certainly Mr Wilkinson thought so, because he phoned and asked me to look at his Amstrad SRD550 which was "flashing red and green".

### The Amstrad SRD550 Problem

A quick test at Mr Wilkinson's house confirmed that both LEDs did flash, even with no LNB cable connected. The cause could have been a faulty transistor in the LNB supply, but Mr Wilkinson mentioned that the fault was intermittent. My guess was that the chassis connection to the power supply output plug had gone high-resistance, a common fault with this range of receivers.

Nowadays I can't get away with burning holes in the customer's carpet, and I don't like to work in the back of the van. So I took the receiver back to the workshop and

fixed it by adding a wire between the power supply and decoder screening can. As a precaution, I adjusted the low-voltage rail to 4.95V – with some receivers this voltage has risen as high as 6V when the earth wire has been added.

When I reinstalled the receiver at Mr Wilkinson's house it worked very well, but the pictures were distinctly grainy. Terrestrial TV pictures were better but not perfect. To ensure lowest possible losses, I made up an RF lead using satellite cable. This was used to link the satellite receiver to the VCR. It produced "the best pictures I've had for years" according to Mr Wilkinson, who paid my fixed charge quite happily and assured me that he would recommend me to his friends.

### Tardis Electronics

In a previous report I mentioned Terry Boyd who runs Tardis Electronics. Being desperately in need of an EPROM to replace a defunct one in a D2MAC decoder, I rang Terry – I remembered having seen some in his shop. He was in a bit of a state because three enormous warehouses next door had burnt to the ground the day before. Luckily he'd been there to ensure that the firemen kept his shop roof nice and wet. He was able to send me a used but erased EPROM at a very reasonable cost. His stock ranges from the very old 2708 to the more recent 27C512. Pity he has no Megabit EPROMs, but you can't have everything!

After a further problem Terry moved Tardis to Station House, Hind Heath Road, Sandbach, Cheshire. The phone number remains 01270 763 029 (8 am to 6 pm except Saturdays).

### An Impossible

A shop some miles away passes me its 'impossibles'. This week it was a Pace SS9200 which I was told "simply ticked". On first inspection it looked as if the receiver had not been touched. In fact nearly every component on the primary side of the power supply had been replaced – but what a nice, clean job!

The cause of the problem turned out to be an open-circuit, 100Ω surface-mounted resistor beneath the board. Once the receiver was up and running however I noticed that the

characters in the on-screen displays were 'embossed' – instead of the usual stark white, the channel names were outlined in black and were not easy to read.

The 5V supply was a little low. The 12V supply also produced a low reading on the d.c. range of my meter. I replaced the usual culprits for ripple, C21 and C25 (both 2,200μF), but this only made the problem worse! The voltage on the 12V rail had now risen to 13V, though the 5V supply was correct. This was clearly an impossible situation, so I replaced the brand new chopper transformer T2 with one from my own stock. Problem solved.

### Exploding SRD540s


According to the installer who brought me an Amstrad SRD540 it had gone bang, belched smoke and destroyed the LNB at the dish. I took his account with a good dose of salt until I checked the unit on the test bench and found that the LNB output voltage measured 54V!

After hurriedly disconnecting the receiver I opened it and discovered that several capacitors had burst. A quick look at the circuit diagram showed that these were associated with the 12V supply as well as the LNB supply. I had an awful feeling that repairing the power supply fault would be only the start!

Feedback from the power supply's 5V output sets all the other outputs. If the 5V output is low, the power supply will increase all its outputs in an attempt to get that 5V. I checked the following: C622 (2,200μF), D608 and the optocoupler. In addition I checked for a broken copper track between the 5V supply and the optocoupler, since this has been known to be the cause of high output voltages. In fact D608 was open-circuit, though it produced quite a sensible reading in circuit. Luckily I knew that 0.7V was far too high a forward voltage reading for this type of diode.

I replaced D608, C622 and, for good measure, the optocoupler. The capacitors in the 12V and LNB supplies also had to be replaced, along with TR303 and TR304. Once this had been done the receiver lit up, but produced a blank screen and very distorted sound. A new decoder unit resulted in an excellent picture,

Jack Armstrong





while the cause of the audio fault was traced to IC3. All in all a very expensive repair!

Later that day I had an SRD550 with precisely the same symptom. This time the cause was C622, not D608. Someone had already attempted to repair it, and as a result the power supply contained several incorrect parts that had to be replaced.

When I finally got a picture there were two distinct hum bars that travelled down the screen. I replaced the mains bridge rectifier's 68 $\mu$ F reservoir capacitor but this made no difference. It took me a time to realise that the cause of the fault lay with the yellow-banded transformer, which must have come from an SRD510. Fitting the correct red-banded transformer restored correct operation.

### D2MAC Problems and e-mail

I've received a large number of interesting enquiries since I published my e-mail address in the magazine. Most of them I have been able to answer, but one that comes up regularly is "why does my ABC D2MAC decoder do such and such with my XYZ receiver?" Now if a man goes out to buy a tyre for his car

he invariably takes at least the wheel, if not the car, to make sure that the tyre fits. Unfortunately the same principle is not followed when it comes to D2MAC decoders, and as a result problems arise.

My first question is always "has the decoder ever worked correctly with your receiver?" Some receivers and some decoders are able to accept various kinds of input signal, provided the correct baseband selection is made with the respective menus. Some have no such option, so that choosing a suitable decoder becomes a game of Russian roulette. To make matters worse, the connecting cable will sometimes degrade the input signal and thus prevent the decoder from working reliably.

My advice therefore is to buy the decoder only after you've checked that it works with your receiver. This will add to the expense, but at least it will guarantee that you get one that works. Alternatively, buy a receiver and D2MAC decoder combined, or at least one manufactured by the same company. This way you won't get into arguments, should a problem arise, about which unit is faulty.

Bear in mind that most D2MAC programmes use some form of Eurocrypt encoding, and that the

Jack Armstrong is willing to try to sort out readers' satellite TV receiver problems via e-mail. You can reach him via the Internet at:

**jackarm@netcentral.co.uk**

No letters or phone calls please: he can cope with e-mail requests only. One model per message – state make/model and fault symptoms.

official smart cards are generally not available in this country. This may put you in the hands of pirate card suppliers. With the best will in the world they can't guarantee that their card will work with your decoder and keep on working.

Keep sending the e-mail enquiries. But remember that I answer, on average, ten an evening after a hard day's work! Include all relevant information – make, model, connections, symptoms, fault history, tests carried out, location – but keep it short. See box for details. Even if you don't have a question, you can send an e-mail to say hello or exchange information about new faults.

## Test Case 401

It's spring! – well almost. On the strength of that thought Resident Workshop Sage decided to abandon his stool in the corner and take himself off in search of his beloved steam trains and coal smoke. As a result Television Ted, burdened with Sage's video repairs as well as his own TV workload, was even more grumpy and contrary than usual. This did little for Cathode Ray's morale, as he struggled against the tide of awaiting-repair TV sets and VCRs.

He staggered into the workshop with a 25in. Mitsubishi TV set – the accompanying job card suggested that it was one of the few sets that wasn't suffering from an intermittent fault. "Scrambled picture" it said. Sure enough the picture that appeared did look rather like a scrambled satellite display, though more Nagra-Syster than VideoCrypt. The image had a basket-weave effect, with line tearing and wildly-drawn, sometimes steeply-sloping, scan lines. In the middle of the picture there was a horizontal band, about 1in./3cm high, that was less affected. And at the top and bottom there were black gaps that were intersected with odd scanning lines which sloped up and down. There was clearly something very strange about this set's field scanning.

Ray's first action, after removing the back cover, was to check for hash or ripple on the LOPT-derived field output stage supply. There was no significant disturbance at supply pin 7 of the AN5521 field output chip IC401. On transferring the scope's probe to pin 2, the field scan output pin, Ray found a messy, noisy waveform. There was a field-rate ramp of sorts, complete with flyback pulse, but the display was marred by spurious hash and spiky ripple. Some of this interference was found, at a lower level, riding on the field flyback pulse at pin 3 of the chip.

The input to the field output chip is a ramp waveform, at pin 4. There was some evidence of disturbance here. The ramp comes from a jungle chip, via R401 (3.9k $\Omega$ ). Upstream of R401 there seemed to be very little wrong with the waveform.

This all suggested that the root of the problem was in the field output stage, so Ray concentrated on IC401 and its immediate circuitry. The PCC panel attracted his suspicion: a transducer that carries line and field waveforms is mounted on this panel. It was soon proved innocent by fitting a substitute panel from a good working set.

Electrolytics and diodes can do funny things thought Ray as he replaced the flyback voltage generator components C411 and D401. They can indeed, but these hadn't been doing so – as the reappearance of the strange, strangled picture proved. Replacement of C412 and C567 in the field output chip's 24V supply made no difference either. Must be the chip then. But it wasn't, a new AN5521 giving exactly the same results. What now?

The minutes ticked by to become hours as Ray puzzled and probed. He finally got Television Ted interested in the problem. With just a single glance at the twisted and torn picture, this worthy went straight to the faulty component. While fitting a replacement he asked Ray if he had ever serviced old Finlux sets. Of course he hadn't!

The cost of the faulty component was a matter of pence. It wasn't far from the field output chip or, electrically, the field scan coils. So what had been the trouble with this TV set, and which two-legged component had been the cause? You'll find the answer on page 490.

# Long-distance Television

**DX-TV conditions and reception, news from abroad and on the satellite scene. Roger Bunney reports**

**F**ebruary was another quiet month for terrestrial DX-TV reception. The awful weather put paid to any tropospheric openings, while Sporadic E propagation continued to be at minimal levels, which is not surprising at this time of the year.

There was one small SpE opening, on the 3rd, when Ryn Muntjewerff (the Netherlands) received Russian signals on chs. R1-4 during the period 1020-1205GMT, including St. Petersburg R3 and ORT chs. R1 and R3. He also received Eesti-TV (Estonia) ch. R2, still using the EBU bar pattern.

Apart from that the only SpE signals noted were from TVE (Spain) on the 5th (ch. E2) and an unidentified ch. E4 signal on the 10th. There are signs that an improvement is on the way – the mid-winter double-hop transatlantic reception reported last month and the prolonged, good season in the southern hemisphere. In addition we've had the lowest sunspot count in

cycle 22 and cycle 23 is just about to start. New Zealand ch. 1 (45.25MHz) was received in California on January 17/18th; also during that month Australia ch. A0 (46.25MHz) was received in Port Elizabeth, South Africa.

## Transatlantic SpE

*Six News*, the amateur radio bulletin for 50MHz enthusiasts, has recently published an extensive report on transatlantic SpE reception, reprinted in part from the American magazine *QST*. Though the conclusions will be well-known to TV-DXers, the findings nevertheless make interesting reading.

The 50MHz openings on July 5th, 6th and 7th 1995 were the most extensive on record, with UK/Benelux operators in contact with hams as far west as San Antonio, a distance of some 7,800kms. The 1995 tables show that UK-US amateur radio contacts were made on June 13th, 19th, 20th, 21st and 27th and July 2nd-10th inclusive. Mid-June to mid-July is the peak period for potential transatlantic reception. Graphs show a daily pattern with a first peak at around 1230-1430GMT and a higher, sharper peak at 2000-2230GMT. The latter is certainly borne out by DX-TV results, though few TV signals have been seen during the lunch period in the UK.

From experience, once multiple-hop SpE propagation is established the signal levels can be high. The maximum usable frequency rises from ch. A2 (55.25MHz) upwards (ch. A3 is

at 61.25MHz, ch. A4 67.25MHz, A5 77.25MHz and A6 83.25MHz – these are vision carrier frequencies). Chs. A2-5 inclusive have been received in the UK in the past. The signals are often subject to multipath ghosting/smearing.

Really good openings spread along the eastern seaboard of the USA and Canada and have continued until past our midnight. So this year try turning your aerials to the north west (280°) and tune, from June 15th, to ch. A2. You may receive something startling! Remember that North America uses system M (525 lines, 60 fields), so the pictures may need locking. A scanner is very useful for monitoring the nominal video carriers – listen for the first 60Hz buzz of incoming video.

## Satellite Sightings

Brian Phillips TV Services (Edgware) has provided the answer to the mystery caption shown in the March column (page 340). It is indeed Hebrew, the translation being "transmission direct from the Synagogue in Jerusalem". Brian wonders whether any Israeli programmes will be available now that signals from most Arabic countries are available across the south-eastern sky. The Israeli AMOS satellite, with Ku-band transponders, was due up in January, but nothing has been seen. Brian reckons that if an Israeli TV service was available he'd have many customers in his area.

The tanker *Sea Empress* hit the rocks outside Milford Haven

**AsiaSat-2 (100.5°E) on test: a 3.905GHz PAL test signal (vertical polarisation) received by Bandula Gunasekera in Sri Lanka on December 29th 1995, at 11.45GMT.**



on February 15th. Several SNG vehicles were present during the salvage attempts over the following week. The 12.536GHz vertical transponder aboard Eutelsat II F3 at 16°E, a favourite with Sky, was used extensively. An identification variant "TSG 95" caused some uncertainty: it was later seen with the "UKI 149" identification caption. BBC Network and BBC Wales used transponders aboard the Orion Atlantic satellite at 37.5°W, both with sound in syncs (SIS) and clear PAL.

The IRA bomb at Canary Wharf led to several SNG signals. Roy Carmen (Lake, IW) was sat zapping with his new installation when, at 1950 hours, he came across the first link from Canary Wharf via Eutelsat II F4 at 7°E. A BBC UKI 118 feed (with SIS) was later seen via Telecom 2C at 3°E, using the 12.606GHz horizontal transponder. This was followed by a facilities house providing a feed to News at Ten via Eutelsat II F4, using the 11.003GHz horizontal transponder, then UKI 76 via Eutelsat II F3 at 16°E (12.525GHz vertical). A further signal from this satellite, at 11.161GHz horizontal, provided very detailed information. Ray was able to follow developments at Canary Wharf as the news unfolded during the evening.

UKI 149 is a busy little SNG van. It was outside the gates of Kensington Palace on February 29th at 0800, awaiting any news on the Princess Di divorce, then on March 1st it was at Newbury to cover the tree people, both lots of signals being sent via Eutelsat II F3 at 12.536GHz.

Paulo Raymundo lives in an 8th floor flat by the sea at Bahia, Brazil. Despite this limitation he has a 1.5m dish, with 0.8dB SSM LNB, aimed at Intelsat K at 21.5°W for Ku band reception and an 87cm tracking dish with 18°K noise Drake LNB for C band reception. He receives 16 unscrambled channels from BrasilSat B1 at 70°W, sparklie-free with threshold extension, and five scrambled analogue channels. Twelve digitally compressed channels are also available from this satellite, via just two transponders.

Raymundo reports that GloboSat (Murdoch, News Corporation) opens with 72 compressed channels via eleven transponders aboard Intelsat 707 (50°W) in May. This satellite is above our horizon.

If your daytime Clarke Belt pictures were a little snowy over the period February 29th-March 4th, blame Sun outages which typically affected PAS-4 (68.5°E) at 0737, Astra (19.2°E) at 1046, Intelsat 702 (1°W) at 1212 and PAS-1 (45°W) at 1525, all times GMT. Thanks to John Locker (Wirral) for this information.

### Terrestrial TV

#### Radio-operated car keys:


More information on this subject from RSGB EMC committee member Dave Lauder, following my mention of it in the February column. The keys operate at 433.92MHz, with the transmitter in theory limited to 10nW and the local oscillator in the receiver running continuously with a radiation limit of 2nW e.r.p. Transmitter powers can in practice be as high as 1mW. With the greater use of radio-controlled locks, problems are increasing. A 70cm radio amateur operating with 5W into a colinear array can immobilise car locks within a radius of 100-200 yards.

#### LT communication systems:

Peter Schubert (Rainham) has sent me an article from *Buses*, dated January 1996, describing London Transport's Countdown communication system. Bus odometer (distance recorder) data is transmitted back to the Wood Green base in Band III, which is also used for LT transceiver voice operation (emergencies only).

**The Netherlands:** Regional broadcasting via Nederland-2 transmitters is to start this September in thirteen regions. An earlier opening, in April, applies in the Drenthe and Zuid Holland regions. Lopik continues to use ch. E4 although parallel 1,000kW e.r.p. transmitters operate in chs. E37/52.

**Norway:** NRK is already carrying the corner identification 'NRK1'. NRK-2



should come on air this August carrying satellite (Telenor) distributed signals, initially in analogue PAL form.

Thirty regional TV franchises have been awarded by the Media Administration Department, most operating at UHF with relatively low powers. Band III may be used in several remote areas.

**A new weather channel has been opened via DFS-3 (Kopernikus) at 23.5°E.**

**Best seller**

**CDM-800 MULTISYSTEM DIGITAL CONVERTER**

- Professional quality, full digital processing
- Accommodates input systems of NTSC 3.58, PAL and SECAM (optional 4.43 available)
- Output systems NTSC 3.58, NTSC 4.43 and PAL
- 4M bit field memory. Static resolution 500 lines, dynamic resolution 300 lines
- Accommodates two inputs and two outputs
- Built-in time Base correction (T.B.C.)
- Line conversion: 525 to 625 lines, 625 to 525 lines
- Field conversion: 60 to 50 and 50 to 60 fields
- AC mains powered

**£449.00** inclusive of VAT

**New Model!**

**AKAI VS X480 EGN MULTI-SYSTEM VCR**

Worldwide covers 10 Standards' Covers PAL 1, PAL B/G, PAL D, SECAM B/G; SECAM D/K; SECAM L (for FRANCE); NTSC 3.58MHz and NTSC 4.43MHz; VHF/UHF Hyperband Tuner. DX4 head with Long play NTSC playback on a PAL TV. 8 Event, 1 year timer. Auto voltage selector for use worldwide. Complete with infra-red remote control

**£499.00** inclusive of VAT

**RR-50 MANUALLY TUNED SATELLITE RECEIVER**

Full communications facilities such as variable IF bandwidth from 26MHz down to a very narrow 12MHz. Variable audio bandwidth 150-350kHz, Pos/Neg video switching for C/Ku band, 14/18v LNB options, 5.5/6MHz modulator.

**£199.00** inclusive of VAT

DELUXE MODEL fitted with Threshold Assistance Device (TAD), lowers threshold to between 3-4dB, switchable and adjustable, a must for very weak signal work

**£329.00** inclusive of VAT

**GRUNDIG 9" PAL/SECAM/NTSC COLOUR TV**

P27-649/12 Multi-System (with infra-red remote control)

Covers VHF (bands 1, 2 and 3), UHF, plus in between cable channels. PAL System 1 (for UK), PAL Systems B/G (for Europe); PAL System D (for China), SECAM L (for France); SECAM D/K (Eastern Bloc); SECAM B/G Also NTSC System M; NTSC 4.43-5.5MHz

- 9" (23cm) black matrix, flat • AV inputs
- square picture tube • Automatic standby
- Multi-system television • Satellite compatible
- Multi-voltage 12v-24v DC • Remote control
- battery operation 80v-260v • Headphone socket
- AC mains operation • Teletext upgradable
- Start socket • Colour black

**£339.00** inclusive of VAT

(All above prices are inclusive of VAT, delivery by courier £9.00)


**NEW 1996 UPDATED CATALOGUE**

Features all the usual popular specialist products, together with many new items, Satellite, Multi-system TV's & VCR's, Converters, Decoders, Amplifiers and Aerials.

**AVAILABLE BY RETURN OF POST FOR ONLY £1,** or ring with your credit card

Aerial Techniques

11 Kent Road, Parkstone, Poole, Dorset BH12 2EH  
Tel: 01202-738232 Fax: 01202-716951



**The JJB/4 Billboard high-gain wideband bowtie dipole assembly, with grid reflectors and single directors, which is available from HS Publications - see the accompanying text for the address and further details.**

such as Finnmark and Svalbard, to extend coverage. The regions are Ostfold, Romerike, Vest-Agder, Stavanger, Romsdal, Nordmore, Tromso, Oslo, Hedmark/Oppland, Aust-Agder, Bergen, Sunnmore, Helgeland, Ost-Finnmark, Asker and Baerum, Drammen/Numedal, Ovre Telemark, Sogn, Nord-Trondelag, Bodo, Vest-Finnmark, Follo, Vestfold, Grenland, Fjordane, Sor-Trondelag, Harstad, Svalbard. Transmitter power and channel details will follow when known. Our thanks to A.G. in Oslo for this information.

**Russia:** At least twenty private TV transmitters are in operation in chs. R1-5. Possible SpE 'catches' (powers over 1kW e.r.p.) are as follows:

- Ch. R1 Ulyanovsk 'Provintsiya', 1kW.
- Ch. R2 Krasnodar 'Yekagerinodar' 5kW and Novozhatkovo (Primorsk kray) 'Gama' 5kW.
- Ch. R4 Novosibirsk 'Region TV' 5kW.
- Ch. R5 Vladivostok 'Gamma' 5kW and Amursk (Khabarovsk kray) 'AMV' 1kW.

The last four are located in the Asian part of Russia.

### UHF DXing Aerial

The Triax BB wideband bowtie/grid type UHF aerial has been popular with DXers, having a relatively flat response across 470-860MHz with useful gain at 435MHz as well (70cm amateur band). HS Publications, 7 Epping Close, Derby DE3 4FS (01332 381 699) has introduced an upgraded version of the four-bay array, Model JJB/4 Billboard Grid, which has a bolted on strip carrying four directors, one ahead of each dipole. Gain is 13.5dBd mid band. A single JJB/4 costs £34.96 (plus £5 carriage) including the director unit. Stacked versions are also available.

### Satellite TV News

The Italian national TV channel RAI-3 has joined RAI-1 and -2 via Hot Bird at 13°E, with a Superbeam footprint. The full-time unscrambled transmissions are available at 11.530GHz (vertical).

Intelsat 708 was lost when a new-generation Chinese Long March 3B rocket exploded seconds after take-off on February 14th. It was due to take up orbital position at 50°W, serving Latin America. Instead

Intelsat 707 will take up this position.

The new Spanish satellite channel Canal Sur is now in operation via Hispasat at 30°W.

RTE (Ireland) is expected to take an Astra 1E transponder to provide a digital TV service once reception hardware becomes available.

Jean-Louis Dubler reports that TMC, M6 and Euronews have joined the digital package available via Eutelsat's Hot Bird at 13°E, along with TF1, France 2 and 3 and France Supervision 16/9, using MPEG in the clear. TMC and LCI are to join the future Canal Plus digital package via Astra. Their analogue transmissions via Telecom 2B will then cease.

The Malayan MEASAT-1 is now in orbit at 91.5°E. It will provide twenty TV channels from mid-Summer. Apstar-2R is to be launched in late spring at 77.5°E, with coverage that extends from Australia (just touching) to Eastern Europe. Major broadcasters have taken transponders. Apstar 1A is in orbit at 130°E and AsiaSat-2 at 100.5°E. Alan Smith in Thailand reports reception of several AsiaSat-2 transmissions, including RTP (Portugal) at 3.98GHz and VideoCrypt type scrambled programming at 3.76GHz, with audio that sounds like Cantonese.

Global Access Telecommunications Services (GATS) of the UK is now using the Serbian transponder aboard Eutelsat II F4 at 7°E (11.175GHz horizontal) for news feeds and outside broadcasts, having signed a sublease for two years' use. ■

## Answer to Test Case 401

- see page 487 -

It's not only old Finlux TV sets that can suffer from the trouble described in this month's test case. Many models from different manufacturers can display the same symptoms when the equivalent part fails, though this is not a common occurrence. You will get the same effect should the component be dry-jointed.

A TV set's field and line scan coils, which are wound on the same ferrite saddle yoke, form a fairly

tightly-coupled pair. As a result, the throbbing line-rate magnetic energy in the yoke induces sizeable 15.625kHz pulses in the field scan coils. If these find their way back into the field timebase they will, at best, upset the interlacing of the scan lines. At worst they will, as in this case, completely upset the operation of an i.c.-based field output stage.

The cause of the trouble was that C413 (47nF, 100V) had become open-circuit. It is connected directly across the field scan coils, but is mounted on the main PCB for convenience. Its job is to bypass the line-rate energy while having negligible effect on the much lower-frequency field scan waveform.

A replacement brought back a normal picture once the height and vertical linearity controls, which Ray had twiddled, had been reset.

## SATELLITE - BOOKS, VIDEOS, SOFTWARE


- SATELLITE TELEVISION - INSTALLATION GUIDE** (ISBN 1 872567 09 6) £15  
John Breeds. Install your own satellite system! Written in clear non-mathematical terms on large A4 format. Lavish use of diagrams throughout. The official study manual used in City & Guilds courses. New updated 5th edition. Acclaimed by the Press and Trade as the best work of its kind.
- EUROPEAN SCRAMBLING SYSTEMS 5** £34  
John McCormac. Discover how to construct commercial descrambling systems that work! Gain a hacker's insight into piracy and counter-piracy. Explicit circuit diagrams given. Offered to enthusiasts for educational purposes only.
- THE SATELLITE BOOK A Complete Guide to Satellite TV Theory and Practice** £32  
John Breeds. Generally acclaimed as the 'Bible' to the satellite industry. Written in easy-to-read style with over 300 illustrations on more than 300 large format A4, 26 chapters. New edition 4 completely updated for 1996. Unconditionally recommended. (ISBN 1 872567 08 8)
- WORLD SATELLITE TV & SCRAMBLING METHODS** £29  
R Maddox, J McCormac & F Baylin. A thorough text for technicians and curious do-it-yourselfers. More than 300 pages provide an in depth study of many commercial scrambling methods. Many circuits and block diagrams.
- THE SATELLITE VIDEO (Plus free booklet)** £17  
Professional quality video presented by BBC Tomorrow's World Peter McCann. Includes dish set-up, site survey equipment etc. Ideal companion to the Installation Guide. A 50 min video which gives sound practical advice. *Please note postage:- UK £1.50; Europe £3.00; RoW £8.*
- MPEG - DIGITAL TELEVISION FOR ALL** (ISBN 1 872567 07 X) £19  
An authoritative guide from NTL on leading edge techniques for future television. Describes compression and bit rate reduction techniques. Analyses Quantisation techniques and compressed audio in MPEG. *Please note postage:- UK £1.50; Europe £3; Rest of World £6.*
- KU-BAND SATELLITE TV** £25  
Theory, Installation and Repair. Frank Baylin & Brent Gale. Completely revised and updated edition. More than 400 pages provide a comprehensive introduction to satellite television. Highly recommended.
- SATELLITE SERVICING 1987-90** £55  
**SATELLITE SERVICING 1991-92** £65  
**SATELLITE SERVICING 1993-94** £75  
Circuit diagrams, oscilloscope readings, voltage tables, essential part numbers, troubleshooting guides, alignments, etc; in fact everything for serious service technicians. Top quality-produced hardback manuals in large format. *Please note postage:- UK £5; Europe £15; R of W £35.*
- HOME SATELLITE TV INSTALLATION & TROUBLESHOOTING MANUAL** £25  
B Gale, F Baylin & Ron Long. This could be described as the C-Band companion to its Ku-Band book by the same authors. Approx 500 pages cover how to install large dishes and troubleshoot many faults.
- WIRELESS CABLE & SMATV** £35  
Steve Berkoff & Frank Baylin. Wireless Cable & SMATV covers MMDS, cable system design, Yagi stacking, dishes, programming, system operation, project bidding and contracts.



- 1996/97 WORLD SATELLITE YEARLY** £59  
Dr Frank Baylin. Latest edition, 850 page reference book that provides essential information about the characteristics and footprints of all the world's broadcast satellites; plus most recent details about compressed digital video and audio methods. Divided by easy-to-use tabs into five sections: Technology, New Developments, Satellites, Programming and Companies. Excellent value. *Please note postage:- UK £5; Europe £10; Rest of World £16.*
- SATELLITE COMMUNICATION SYSTEMS** £33  
G Maral & M Bousquet. This mammoth 688 page tome exhaustively deals with radiowave propagation, satellite installation and launchers, antennas and signal processing. Fully illustrated throughout. Unreservedly recommended for serious students of satellite technology.
- WORLD of SATELLITE TV - EUROPE, AFRICA and THE MIDDLE EAST** £25  
Mark Long & Jeffrey Keating. Written in a 'down-to-earth' style, thirteen chapters cover areas such as installation, feedhorns, LNBS, polarisers, receivers, scrambling, digital video compression, HDTV and most of the satellite footprints covering the titled areas. Recommended reading.
- VSAT NETWORKS** £36  
G Maral. VSAT (Very Small Aperture Terminal) are set to become a major growth area in telecommunications. An authoritative tome.
- NEWNES GUIDE TO SATELLITE TELEVISION** £21  
DJ Stephenson. This new 3rd edition is practical guide, without excessive theory or mathematics, to the installation and servicing of satellite TV receiving equipment. Excellent value.
- SATMASTER FOR WINDOWS (new version 3.4 with digital up and down linking)** £99  
DJ Stephenson. Calculates full link budget including dish size required. Gives set up angles, solar outages, polar and apex elevation for motorised systems, elevation, azimuth, polarisation offset, from any location in the World for any geo-satellite now and in the future. The program includes a 20,000 word technical helpline with many graphics and footprints. *Easily the best work of its kind in the world, and is unreservedly recommended. Post UK £1.00; Europe £2.00; RoW £6.*

Try it free on:-

<http://www.u-net.com/~arrow/>



**POSTAGE (except where shown):- UK £3, Europe £5, Rest of World £16**

Send stamped, addressed envelope for complete list of satellite books, videos and software ...

**SWIFT TELEVISION PUBLICATIONS**  
17 Pittsfield, Cricklade, Wilts, SN6 6AN, England  
Tel 44 (0)1793 750620 Fax 44 (0)1793 752399



## JOULE A-400 ADVANCED CAR RADIO CODE READER CE

The A-400 and associated computer software is a factory produced system designed and manufactured by our own team of experienced technicians.

Covering the majority of models including the latest Blaupunkt RDS radios, the A-400 decoding system is a must for any repair workshop. Ongoing research and development means new makes and models are being added regularly. *We offer full technical assistance via a telephone helpline to all registered users which even includes help with repairs and can make supply spares for a larger number of makes and models.*


Decoding a radio is simple - remove the base plate, place the probe on the PCB, press a key and the code is instantly displayed. Changing the code or fully re-programming is just as easy.

On screen help and PCB layouts showing probe location and information on how to enter the code once the set has been decoded.

**Works on any IBM or compatible pc from an Amstrad 1512 to a 486.**

As well as its ability to decode and recode, the advanced design of the A-400 permits total re-programming of eeproms, lending itself for use in the servicing of television receivers etc.

Place the probe on the PCB and the code is instantly displayed



There are now three options available to you in ordering your A-400 decoding system ...

**Option 1:** Purchase the A-400 decoding system outright, price for full starter package (now covers over 100 models): £375.00 + VAT. Additional software modules available separately.

**Option 2:** Take advantage of the new INDEX system where for a £100 refundable deposit you will be supplied with ALL of the available eeprom based software plus the Grundig processor based software.

Decodes are charged at £5 + VAT each. There is no rental charge.

If required, the Blaupunkt processor based software can be added to the index system. Please ask for details.

**Option 3:** You may have the best of both worlds by purchasing any of the software and taking the remainder on the index system, therefore obtaining a very cost effective solution to your decoding requirements.

*The index system was pioneered by Electronic Sound Systems and we do not know of any other company offering a similar product.*

The A-400 has recently been tested for electromagnetic compatibility (EMC) and conforms to the stringent tests that were imposed. As a result, the product now bears the CE mark of conformity. This regulation came into force on the 1st January 1996 and it should be borne in mind that, from this date, it is illegal to supply or use any electrical or electronic equipment that does not carry the CE mark.

The A-400 is manufactured by a company that has been involved in the servicing of car audio and TV/video for over 20 years and is a service agency for Philips, Grundig and Blaupunkt.

Phone now for a free brochure and demonstration disk.

**ELECTRONIC SOUND SYSTEMS**  
Hilton Road, Aycliffe Industrial Estate, Co. Durham DL5 6EN  
Tel: 01325 301007 or 307442 Fax: 01325 300189



## Disc Marketing Plans

Widely different plans to enter the digital video disc (DVD) market have been announced by major consumer electronics firms in Europe. Thomson Multimedia plans to be first, with Matsushita-sourced players being made available this October. Toshiba has pencilled in a UK launch next spring. Philips seems to be taking a more realistic view: the firm has postponed its DVD launch until

the second half of next year, pointing out that the DVD standard itself has not yet been finalised while software support is not, on present plans, going to become available in any great hurry. All three firms showed prototype DVD players at the Electrical Retailing Show in Birmingham last month (March).

GoldStar has announced that it will be launching CDi players in

Europe, though no further details have been released.

Philips has forecast that the number of CD-ROM drives installed worldwide will rise from a 1995 level of 70m to 120m by the end of this year. The company also expects ten million PCs to have MPEG-1 video capability by the end of the year, and thinks that sales of Video CDs in 1996 will reach five million.

## Trade Shows

CETI '96, the Consumer Electronics Trade Interface, is being held on April 27-29th at four hotels in Harrogate. The event will consist of training seminars and workshops and a trade exhibition. It is backed by the British Federation of Audio, the British Audio Dealers Association and the Custom Electronic Design and Installation Association (CEDIA UK). For further details, phone 0181 954 6645.

Service '96 is being held at the

Hertfordshire Conference Centre, Stevenage, on May 17-18th. The aim, with seminars and an exhibition, is to bring together all sectors of the service industry, both white and brown goods, to enable those involved to assess developments in this rapidly changing field. For further details phone 01462 480 024. The white goods side is represented by DASA (the Domestic Appliance Service Association) while the brown goods side is represented by the recently

established CESA (Consumer Electronics Service Association). A joint code of practice is currently being drawn up by the two associations. Steve Beeching will be giving a workshop seminar on Software Servicing at 11 a.m. on the 17th.

There will be a stand for the *Consumer Electronics Service* magazine at Service '96. This new magazine is to be made available on subscription only to those in the industry. Steve Beeching will be responsible for the technical editorial and also, presumably, the "bit of fun and nonsense" we are promised.

The CAI (Confederation of Aerial Industries) Trade Fair '96 is to be held at the Heathrow Park Hotel, Bath Road, Longford, West Drayton, Middx on June 18-20th. There will be seminars and workshops on motorised dish installations, fitting a dual-LNB and the Internet, a Channel 5 conference and a retail symposium. The seminars and training sessions are free. For further details phone 0181 902 8998.

### Spares Guide

Casio was not included in our Spares Guide (April issue). Should you need spares they are available from Casio Service, Unit 1, Brent Trading Estate, 390 North Circular Road, London NW10 0JH, telephone 0181 451 6111, fax 0181 459 2963.

**The Telecam log-periodic aerial being distributed by WVE.**

## WVE's Log-periodic

Willow Vale Electronics (11 Arkwright Road, Reading, Berks RG2 0LU, phone 01734 876 444, fax 01734 867 188) has been appointed main distributor of the Telecam log-periodic indoor TV aerial to the independent retail market. This sophisticated aerial, with its elements aligned in straight strips of reducing thickness, is claimed to provide a signal power

increase of as much as 3dB in comparison with standard designs using wire or pressed metal in triangular form. The elements are printed in silver amalgam on a plastic sheet that provides electrical separation. Efficient dielectric loading has enabled the overall size of the aerial to be scaled down with no loss of performance.

WVE is also distributing the Telecam range of TV signal amplifiers.

## DAB Developments

NTL is launching a Digital Audio Broadcasting service in the London area. Programme material will consist of a multiplex of seven currently available analogue transmissions – Classic FM, Heart, Kiss FM, Melody, Sunrise, Talk Radio and Virgin. In addition experimental sound and data formats are to be tried.

Manufacturers who are developing DAB products include Philips, Sony, Panasonic, Pioneer, Bosch and Grundig. DAB trials are being conducted in Sweden, Denmark, Norway, Germany, Switzerland and the Netherlands. The BBC launched its DAB service, in the south, in September 1995.

**SURVEILLANCE TELESCOPE** Superb Russian zoom telescope adjustable from 15x to 60x! complete with metal tripod (impossible to use without this on the higher settings) 66mm lens, leather carrying case £149 ref BAR69

**RADIATION DETECTOR SYSTEM** Designed to be wall mounted and connected into a PC, ideal for remote monitoring, whole building coverage etc. Complete with detector, cable and software. £19.95 ref BAR75.

**WIRELESS VIDEO BUG KIT** Transmits video and audio signals from a miniature CCTV camera (included) to any standard television! All the components including a PP3 battery will fit into a cigarette packet with the lens requiring a hole about 3mm diameter. Supplied with telescopic aerial but a piece of wire about 4" long will still give a range of up to 100 metres. A single PP3 will probably give less than 1 hours use. £99 REF EP79. (probably not licensable!)

**CCTV CAMERA MODULES** 46X70X29mm, 30 grams, 12v 100mA. auto electronic shutter, 3.6mm F2 lens, CCIIR, 512x492 pixels, video output is tv p-p (75 ohm). Works directly into a scart or video input on a tv or video. IR sensitive. £79.95 ref EF137.

**IR LAMP KIT** Suitable for the above camera enables the camera to be used in total darkness! £5.99 ref EF138.

**REMOTE CONTROL/TANDEM DATA TD1400 MODEM/VIEWDATA** Complete system comprising 1200/75 modem, auto dialler, infra red remote keyboard, (could be adapted for PC use?) psu, UHF and RGB output, phone lead, RS232 output, composite output. Absolute bargain for parts alone! £9.95 ref BAR33.

## 9 WATT CHIEFTAN TANK LASERS

Double beam units designed to fit in the gun barrel of a tank, each unit has two semi conductor lasers and motor drive units for alignment. 7 mile range, full circuit diagrams, new price £50,000? us? £349. Each unit has two gallium Arsenide injection lasers, 1 x 9 watt, 1 x 3 watt, 900nm wavelength, 28vdc, 600hz pulse frequency. The units also contain an electronic receiver to detect reflected signals from targets, five or more units £299 ea. £349 for one. Ref LOT4.

**TWO WAY MIRROR KIT** Includes special adhesive film to make a two way mirror(s) up to 60"x20". (glass not included) includes full instructions. £12 ref TW1.

## NEW HIGH POWER RF TRANSMITTERS

**AMPLIFIERS** Assembled PCB transmitters, 4 types available, 12.6vdc 90 watt 1.5-30mhz 75 ohm in/out FM/AM £75 ref RF1  
12.6vdc 40 watt 50-200mhz 50 ohm in/out FM/AM £65 ref RF2  
28vdc 125 watt 1.5-30mhz 75 ohm in/out FM/AM £85 ref RF3  
28vdc 100 watt 50-200mhz 50 ohm in/out FM/AM £75 ref RF4  
A heat sink will be required, ring for price and availability. If you intend using these as audio transmitters you will need a also need a preamp. Complex module available at £40 ref RF5.

**COMPUTER/WORKSHOP/HIFI PCB UNITS** Complete protection from faulty equipment for everybody! Inline unit fits in standard IEC lead (extends it by 750mm), fitted in less than 10 seconds, reset/test button, 10A rating. £9 each Ref MM5.

## RADIO CONTROLLED CARS FROM £6 EACH!!!!

All returns from famous manufacturer, 3 types available, single channel (left, right, forwards, backwards) £6 ref LOT1. Two channel with more features £12 ref LOT2. Two channel proportional (plug in crystals etc) £35 ref LOT3.

## THOUSANDS AVAILABLE RING/FAX FOR DETAILS!

**MAGNETIC CARD READERS** (Swipes) £9.95 Cased with flyleads, designed to read standard credit cards! they have 3 wires coming out of the head so they may write as well? complete with control electronics PCB. just £9.95 ref BAR31

**WANT TO MAKE SOME MONEY? STUCK FOR AN IDEA?** We have collated 140 business manuals that give you information on setting up different businesses, you peruse these at your leisure using the text editor on your PC. Also included is the certificate enabling you to reproduce (and sell) the manuals as much as you like! £14 ref EP74

**PANORAMIC CAMERA OFFER** Takes double width photographs using standard 35mm film. Use in horizontal or vertical mode. Complete with strap £7.99 ref BAR1

**COIN OPERATED TIMER KIT** Complete with coin slot mechanism, adjustable time delay, relay output, put a coin slot on anything you like! TV's, videos, fridges, dnks cupboards, HIFI takes 50p's and £1 coins. DC operated, price just £7.99 ref BAR27.

**ZENITH 900 X MAGNIFICATION MICROSCOPE** Zoom, metal construction, built in light, shrimp farm, group viewing screen, lots of accessories. £29 ref ANAYLT.

**AA NICAD PACK** Pack of 4 tagged AA nicads £2.99 ref BAR34  
**PLASMA SCREENS** 222x310mm, no data hence £4.99 ref BAR87

**NIGHTSIGHTS** Model TZS4 with infra red illuminator, views up to 75 metres in full darkness in infrared mode, 150m range, 45mm lens, 13 deg angle of view, focussing range 1.5m to infinity. 2 AA batteries required. 950g weight. £199 ref BAR61. 1 years warranty

**LIQUID CRYSTAL DISPLAYS Bargain prices,**  
16 character 2 line, 99x24mm £2.99 ref SM1623A  
20 character 2 line, 83x19mm £3.99 ref SM2020A  
16 character 4 line, 62x25mm £5.99 ref SMC1640A  
**TAL-1 110MM NEWTONIAN REFLECTOR TELESCOPE**  
Russian. Superb astronomical scope, everything you need for some serious star gazing! up to 169x magnification. Send or fax for further details £249 ref TAL-1

**GOT AN EXPENSIVE BIKE?** You need one of our bottle alarms, they look like a standard water bottle, but open the top, insert a key to activate a motion sensor alarm built inside. Fits all standard bottle carriers, supplied with two keys. **SALE PRICE £7.99 REF SA32**

**GOT AN EXPENSIVE ANYTHING?** You need one of our cased vibration alarms, keyswitch operated, fully cased just fit it to

## WOLVERHAMPTON BRANCH NOW OPEN AT WORCESTER ST W'HAMPTON TEL 01902 22039

anything from videos to caravans, provides a years protection from 1 PP3 battery. UK made. **SALE PRICE £4.99 REF SA33.**

**DAMAGED ANSWER PHONES** These are probably beyond repair so just £4.99 each. BT response 200 machines. REF SA30.

**COMPUTER DISC CLEAROUT** We are left with a lot of software packs that need cleaning so we are selling at disc value only! 50 discs for £4, that's just 8p each!! (our choice of discs) £4 ref EP66

**IBM PS2 MODEL 160Z CASE AND POWER SUPPLY** Complete with fan etc and 200 watt power supply. £9.95 ref EP67

**DELL PC POWER SUPPLIES** 145 watt, +5, -5, +12, -12, 150x150x85mm complete with switch, flyleads and IEC socket. **SALE PRICE £9.99 ref EP55**

**1.44 DISC DRIVES** Standard PC 3.5" drives but returns so they will need attention **SALE PRICE £4.99 ref EP68**

**1.2 DISC DRIVES** Standard 5.25" drives but returns so they will need attention **SALE PRICE NOW ONLY £3.50 ref EP69**

**PP3 NICADS** Unused but some storage marks. £4.99 ref EP52.

**DELL PC POWER SUPPLIES** (Customer returns) Standard PC psu's complete with fly leads, case and fan, +12v, -12v, +5v, -5v **SALE PRICE £1.99 EACH** worth it for the bits alone! ref DL1. **TRADE PACK OF 20 £29.95 Ref DL2.**

**GAS HOBS AND OVENS** Brand new gas appliances, perfect for small flats etc. Basic 3 burner hob **SALE PRICE £24.99 ref EP72.** Basic small built in oven **SALE PRICE £79 ref EP73**

**RED EYE SECURITY PROTECTOR** 1,000 watt outdoor PIR switch **SALE PRICE £6.99 ref EP57**

**ENERGY BANK KIT** 100 6"x6" 6v 100mA panels, 100 diodes, connection details etc. £69.95 ref EF112.

**PASTEL ACCOUNTS SOFTWARE**, does everything for all sizes of businesses, includes word processor, report writer, windowing, networkable up to 10 stations, multiple cash books etc. 200 page comprehensive manual. 90 days free technical support (0345-326009 try before you buy) Current retail price is £128, **SALE PRICE £39.95 ref SA12. SAVE £120!!!**

**COMPLETE PC 200 WATT UPS SYSTEM** Top of the range UPS system providing protection for your computer system and valuable software against mains power fluctuations and cuts. New and boxed, UK made. Provides up to 5 mins running time in the event of complete power failure to allow you to run your system down correctly. **LAST FEW TO CLEAR AT £49 SAVE £30 ref LOT61**

**BIG BROTHER PSU** Cased PSU, 6v 2A output, 2m o/p lead, 1.5m input lead, UK made, 220v. **SALE PRICE £4.99 REF EP7**



Check out our  
**WEB SITE**

<http://www.pavilion.co.uk/bull-electrical>

**RACAL MODEM BONANZA!** 1 Racal MPS 1223 1200/75m modem, telephone lead, mains lead, manual and comms software, the cheapest way onto the net! all this for just £13 ref DEC13.

**4.6mw LASER POINTER. BRAND NEW MODEL NOW IN STOCK!**, supplied in fully built form (looks like a nice pen) complete with handy pocket oil (which also acts as the on/off switch.) About 60 metres range! Runs on 2 AAA batteries. Produces thin red beam ideal for levels, gun sights, experiments etc. just £39.95 ref DEC49 **TRADE PRICE £28 MIN 10 PIECES**

**BULL TENS UNIT** Fully built and tested TENS (Transcutaneous Electrical Nerve Stimulation) unit, complete with electrodes and full instructions. TENS is used for the relief of pain etc in up to 70% of sufferers. Drug free pain relief, safe and easy to use, can be used in conjunction with analgesics etc. £49 Ref TEN/1

**RUSSIAN MONOCULARS** Amazing 20 times magnification, coated lenses, carrying case and shoulder strap £29.95 REF BAR73  
**PC PAL VGA TO TV CONVERTER** Converts a colour TV into a basic VGA screen. Complete with built in psu, lead and sw/are. Ideal for laptops or a cheap upgrade. Supplied in kit form for home assembly. **SALE PRICE £25 REF SA34**

**EMERGENCY LIGHTING UNIT** Complete unit with 2 double bulb floodlights, built in charger and auto switch. Fully cased. 6v 8AH lead acid req'd. (secondhand) £4 ref MAG4P11.

**YUASHA SEALED LEAD ACID BATTERIES** Two sizes currently available this month. 12v 15AH at £18 ref LOT8 and 6v 10AH (suitable for emergency lights above) at just £6 ref LOT7

**ELECTRIC CAR WINDOW DE-ICERS** Complete with cable, plug etc **SALE PRICE JUST £4.99 REF SA28**

**AUTO SUNCHARGER** 155x300mm solar panel with diode and 3 metre lead fitted with a cigar plug. 12v 2watt. **£8.99 REF SA25.**

**ECLATRON FLASH TUBE** As used in police car flashing lights etc, full spec supplied, 60-100 flashes a min. **£8.99 REF SA15B.**

\*SOME OF OUR PRODUCTS MAY BE UNLICENSABLE IN THE UK

## BULL ELECTRICAL

250 PORTLAND ROAD, HOVE, SUSSEX.  
BN3 5QT. (ESTABLISHED 50 YEARS).

MAIL ORDER TERMS: CASH, PO OR CHEQUE

WITH ORDER PLUS £3 P&P PLUS VAT.

PLEASE ALLOW 7-10 DAYS FOR DELIVERY PHONE ORDERS

WELCOME (ACCESS VIA SWITCH AMERICAN EXPRESS)

TEL: 01273 203500

FAX 01273 323077

E-mail [bull@pavilion.co.uk](mailto:bull@pavilion.co.uk)

**24v AC 96WATT** Cased power supply New. £9.99 REF SA40

**MICRODRIVE STRIPPERS** Small cased tape drives ideal for stripping, lots of useful goodies including a smart case, and lots of components. **SALE PRICE JUST £4.99 FOR FIVE REF SA26**

**SOLAR POWER LABSPECIAL** You get TWO 6"x6" 6v 130mA solar cells, 4 LED's, wire, buzzer, switch plus 1 relay or motor. Superb value kit **SALE PRICE JUST £4.99 REF SA27**

**RGB/CGA/EGA/VTL COLOUR MONITORS** 12" in good condition. Back anodised metal case. **SALE PRICE £49 REF SA16B**

**PLUG IN ACORN PSU** 19v AC 14w. £2.99 REF MAG3P10

**13.8V 1.9A PSU** cased with leads. Just £9.99 REF MAG10P3

**UNIVERSAL SPEED CONTROLLER KIT** Designed by us for the C5 motor but ok for any 12v motor up to 30A. Complete with PCB etc. A heat sink may be required. £17.00 REF: MAG17

**PHONE CABLE AND COMPUTER COMMUNICATIONS**

**PACK** Kit contains 100m of 6 core cable, 100 cable clips, 2 line drivers with RS232 interfaces and all connectors etc. Ideal low cost method of communicating between PC's over a long distance utilizing the serial ports. Complete kit £8.99. Ref comp 1.

**VIEWDATA SYSTEMS** made by Phillips, complete with internal 120M/75 modem, keyboard, psu etc. RGB and composite outputs, menu driven, autodialler etc. **SALE PRICE £12.99 REF SA18**

**AIR RIFLES** .22As used by the Chinese army for training purposes, so there is a lot about! £39.95 Ref EF78. 500 pellets £4.50 ref EF80.

**PLUG IN POWER SUPPLY SALE FROM £1.60** Plugs in to 13A socket with output lead. Three types available. 9vdc 150mA £1.50 ref SA19. 9vdc 200mA £2.00 ref SA20. 6.5vdc 500mA £2 ref SA21.

**VIDEO SENDER UNIT**, Transmits both audio and video signals from either a video camera, video recorder, TV or Computer etc to any standard TV set in a 100' range! (tune TV to a spare channel) 12v DC op. Price is £15 REF: MAG15 12v psu is £5 extra REF: MAG5P2

**\*MINIATURE RADIO TRANSCEIVERS** A pair of walkie talkies with a range up to 2 km in open country. Units measure 22x52x155mm, including cases and ear pieces. 2xPP3 req'd. £30.00 pr. REF: MAG30

**\*FM TRANSMITTER KIT** housed in a standard working 13A adaptor! the bug runs directly off the mains so lasts forever! why pay £700? or price is £15 REF: EF62 (kit) Transmits to any FM radio.

**\*FM BUG BUILT AND TESTED** superior design to kit. Supplied to detective agencies. 9v battery req'd. £14 REF: MAG14

**TALKING COINBOX STRIPPER COMPLETE WITH COINSLIT MECHANISMS** originally made to retail at £79 each, these units are designed to convert an ordinary phone into a payphone. The units have the locks missing and sometimes broken hinges. However they can be adapted for their original use or used for something else?? **SALE PRICE JUST £2.50 REF SA23**

**GAT AIR PISTOL PACK** Complete with pistol, darts and pellets £12.95 Ref EF82B extra pellets (500) £4.50 ref EF80.

**6"x12" AMORPHOUS SOLAR PANEL** 12v 155x310mm 130mA. **SALE PRICE £4.99 REF SA24.**

**FIERE OPTIC CABLE BUMPER PACK** 10 metres for £4.99 ref MAG5P13 ideal for experimenters! 30 m for £12.99 ref MAG13P1

MIXED GOODIES BOX OF  
MIXED COMPONENTS WEIGHING 2 KILOS  
YOURS FOR JUST £5.99

**4X28 TELESCOPIC SIGHTS** Suitable for all air rifles, ground lenses, good light gathering properties. £19.95 ref R/7.

**RATTLE BACKS** Interesting things these, small piece of solid perspex like material that if you try to spin it on the desk it only spins one way! in fact if you spin it the 'wrong' way it stops of its own accord and goes back the other way! £1.99 ref GI/J01.

**GYROSCOPES** Remember these? well we have found a company that still manufactures these popular scientific toys, perfect gift or for educational use etc. £6 ref EP70

**HYPOTHERMIA SPACE BLANKET** 215x150cm aluminised foil blanket, reflects more than 90% of body heat. Also suitable for the construction of two way mirrors! £3.99 each ref O/L041

**LENSTRONG RANGER COMPASS** Oil filled capsule, strong metal case, large luminous points, Sight line with magnifying viewer. 50mm dia, 86gm. £10.99 ref O/K604.

**RECHARGE ORDINARY BATTERIES UP TO 10 TIMES!** With the Battery Wizard! Uses the latest pulse wave charge system to charge all popular brands of ordinary batteries AAA, AA, C, D, four at a time! Led system shows when batteries are charged, automatically rejects unsuitable cells, complete with mains adaptor. BS approved. Price is £21.95 ref EP31.

**TALKING WATCH** Yes, it actually tells you the time at the press of a button. Also features a voice alarm that wakes you up and tells you what the time is! Lithium cell included. £7.99 ref EP26.

**PHOTOGRAPHIC RADAR TRAPS CAN COST YOU YOUR LICENCE!** The new multiband 2000 radar detector can prevent even the most responsible of drivers from losing their licence! Adjustable audible alarm with 8 flashing leds gives instant warning of radar zones. Detects X, K, and Ka bands, 3 mile range, 'over the hill' 'around bends' and 'rear trap' facilities, micro size just 4.25"x2.5"x.75". Can pay for itself in just one day! £79.95 ref EP3.

**SANYO NICAD PACKS** 120mmx14mm 4.8v 270 mA/h suitable for cordless phones etc. Pack of 2 just £5 ref EP78.

**3" DISCS** As used on older Amstrad machines, Spectrum plus 3's etc £3 each ref BAR400.

**STEREO MICROSCOPES BACK IN STOCK** Russian, 200x complete with lenses, lights, filters etc etc very comprehensive microscope that would normally be around the £700 mark, our price is just £299 (full money back guarantee) full details in catalogue. Ref 95/300.

## WE BUY SURPLUS STOCK FOR CASH

BUYERS DIRECT LINE 0860 425692  
FREE CATALOGUE

100 PAGE CATALOGUE NOW  
AVAILABLE, 50P STAMP OR FREE  
ON REQUEST WITH ORDER.

# Servicing the

# Sony BE3B Chassis

The Sony BE3B is a full-specification chassis designed for use in low-cost sets with 21-29in. tube sizes. Circuit operation and servicing are described in this two-part series by Giles Pilbrow

The Sony BE3B chassis was introduced in 1994. It was designed for use in low-cost sets but nevertheless has a full specification that includes teletext, Nicam and remote control. It can drive 1R (conventional), 2R (very flat) and widescreen Trinitron tubes with screen sizes in the range 21-29in. In this two-part article we will be looking at the operation of some of the less usual circuit features and provide guidance on servicing. We'll look first at the organisation of the chassis.

The bulk of the circuitry is arranged on three PCBs. As with other Sony chassis, each board is identified by a letter. The main PCBs are as follows:

**PCB A:** This double-sided fibreglass board houses the signals and control circuitry, including the tuner, the microcontroller chip and the teletext and Nicam chips. The bus-controlled TDA8366 jungle chip (IC301) contains the colour decoder, the sync and timebase generator circuits and other circuitry.

**PCB C:** This is the tube base panel which houses the RGB output amplifiers.

**PCB D:** This is the main board at the base of the set. It houses the power supply, the deflection circuits and the

audio output chip. Board A plugs into it at the rear, right-hand side looking in from the back.

Four small PCBs are used for the local control switches, the mains switch, the remote control receiver and the front-mounted input/output sockets.

In contrast with some previous Sony sets that used surface-mounted components throughout, only PCB A uses this technology. It can be easily removed to assist with component replacement. In addition an extender PCB is available to provide better access during servicing.

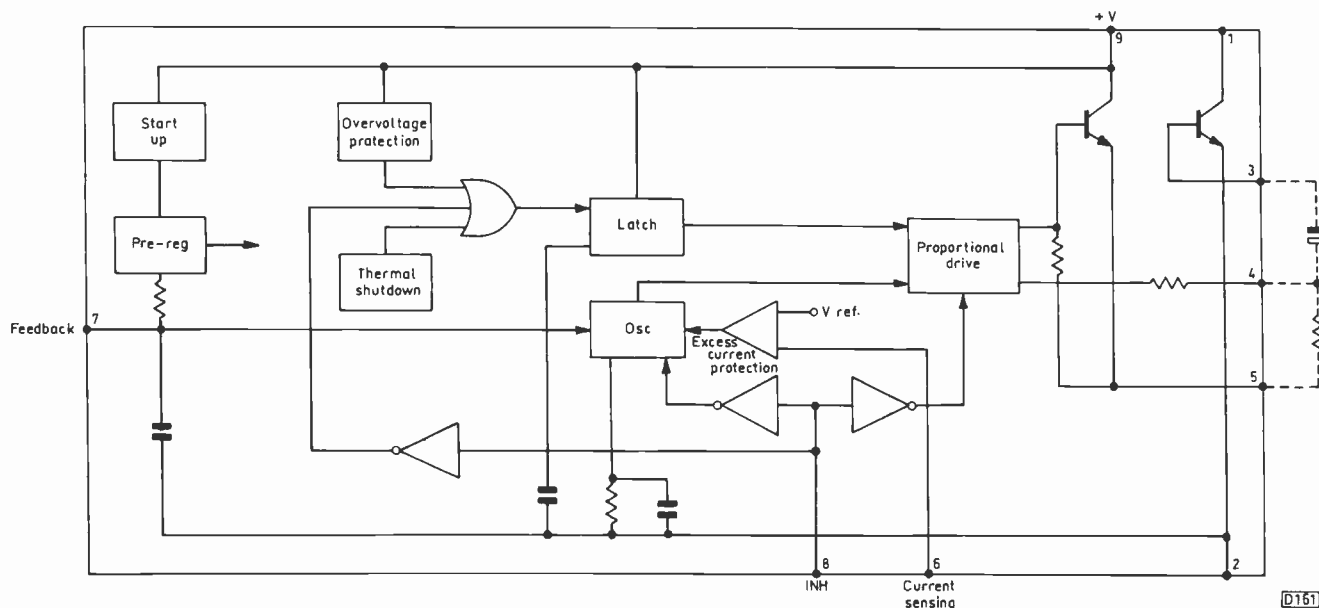
We will start with PCB D.

## The Power Supply

The chopper power supply is based on the Sanken STR-S6708 chip (IC600) which contains much of the circuitry on the primary side of the circuit including the chopper transistor. Feedback for voltage regulation is from the secondary side of the circuit via an optocoupler (IC601). The error voltage detector is thus on the secondary side: it consists of IC602.

Power consumption is up to 180W with the set in normal operation, less than 5W in the standby mode. Fig. 1 shows in block diagram form the arrangements within IC600.

**Fig. 1: Block diagram of the Sanken STR-S6708 chopper chip.**





# MANOR SUPPLIES

QUALITY TV & VIDEO SPARES SUPPLIED FOR ENGINEERS BY ENGINEERS

## MKV PAL COLOUR TEST GENERATOR FOR DOMESTIC TV & VCR p.p. £5.00

TEST DEMONSTRATIONS AT 172 WEST END LANE



- ★ 40 different patterns and variations.
- ★ Fully interlaced syne pulses with correct picture blanking.
- ★ EBU colour bars, BBC colour bars, whole rasters & split bars (specially useful for VCR service), white, yellow, cyan, green, magenta, red, blue and black.
- ★ Chequerboard.
- ★ Mono outputs with border castellations, cross hatch, grey scale, vertical lines, horizontal lines and dots. UHF modulator output plugs straight into receiver aerial socket.
- ★ Additional video output for CCTV & VCR.
- ★ Facilities for sound output.
- ★ Easy to build kit, standard parts. Only 2 adjustments. No special test equipment required.
- ★ Mains operated with stabilised power supply.
- ★ All kits fully guaranteed with back-up service.
- ★ Also available with VHF Modulator.

Price of Kit **£79.00**  
 Case (10"×6"×2¼") app **£19.00**  
 Optional Sound Module (6MHz or 5.5MHz) **£5.90**  
 Built & Tested in Case including Sound Module **£139.00**  
 Post/Packing £4.50  
 Add VAT 17.5% TO ALL PRICES

## PAL COLOUR BAR GENERATOR (Mk4)

- ★ Output at UHF, applied to receiver aerial socket.
- ★ In addition to colour bars R-Y, B-Y etc.
- ★ Cross-hatch, grey scale, peak white and black level.
- ★ Push button controls, battery or mains operated.
- ★ Simple design, only five i.c.s on colour bar P.C.B.
- ★ Backup service available.

PRICE OF Mk4 COLOUR BAR GENERATOR KIT **£39.00.**

CASE **£6.90.** BATT HOLDERS **£4.20**

MAINS SUPPLY KIT **£5.80**

(Combined P&P **£5.00**)

VHF MODULATOR (CH 1 to 4) FOR OVERSEAS **£6.80**  
 EASILY ADAPTED FOR VIDEO OUTPUT & C.C.R.V

ADD VAT 17.5%

## LINE OUTPUT TRANSFORMER TESTER

- ★ Service Aid.
- ★ Saves time and Money.
- ★ Checks short turns.
- ★ Simple to use.
- ★ Reliable.
- ★ Battery operated.
- ★ Pocket size

PRICE **£24.00**  
 POST/PACKING **£2.50**

ADD VAT 17.5%

## VIDEO (PAL) TO R.G.B. CONVERTER

- ★ Ready built & tested
- ★ Incl. Power Supply
- ★ Video In - Phono
- ★ 5-VHS Adaptable
- ★ R.G.B. + Sync Out - Scart
- ★ Colour/Brightness/Contrast Controls
- ★ Size 5" x 5" x 2"

PRICE **£99.00** POST/PACKING **£3.50**

## CRT TESTER & REACTIVATOR KIT

- ★ For Colour & Mono complete with Case. Panel Meter Indicator - can be adapted for latest CRTs **£55.00 P.P. £4.50**

## KITS AND PROJECTS

- SAW IF AND TURNER UNIT complete and tested for video & audio outputs **£28.50** p.p. **£1.80.**
- PAL DECODER KIT (Video to RGB) for Monitors **£27.00** p.p. **£1.80.**
- PAL ENCODER KIT (RGB to Video) **£20.00** p.p. **£1.80.**
- INFRA RED REMOTE CONTROL TESTER Infra Red Remote Control Tester **£10.00** P.P. **£2.50.**

## TV & VIDEO SPARES

### REMOTE CONTROLS

Replacement for: Ferguson, Hitachi, Philips, Panasonic, Grundig, ITT, Sony, Saisho, Granada, Saisho + many others Phone for make and model no.

### IC SELECTION p.p. 90p

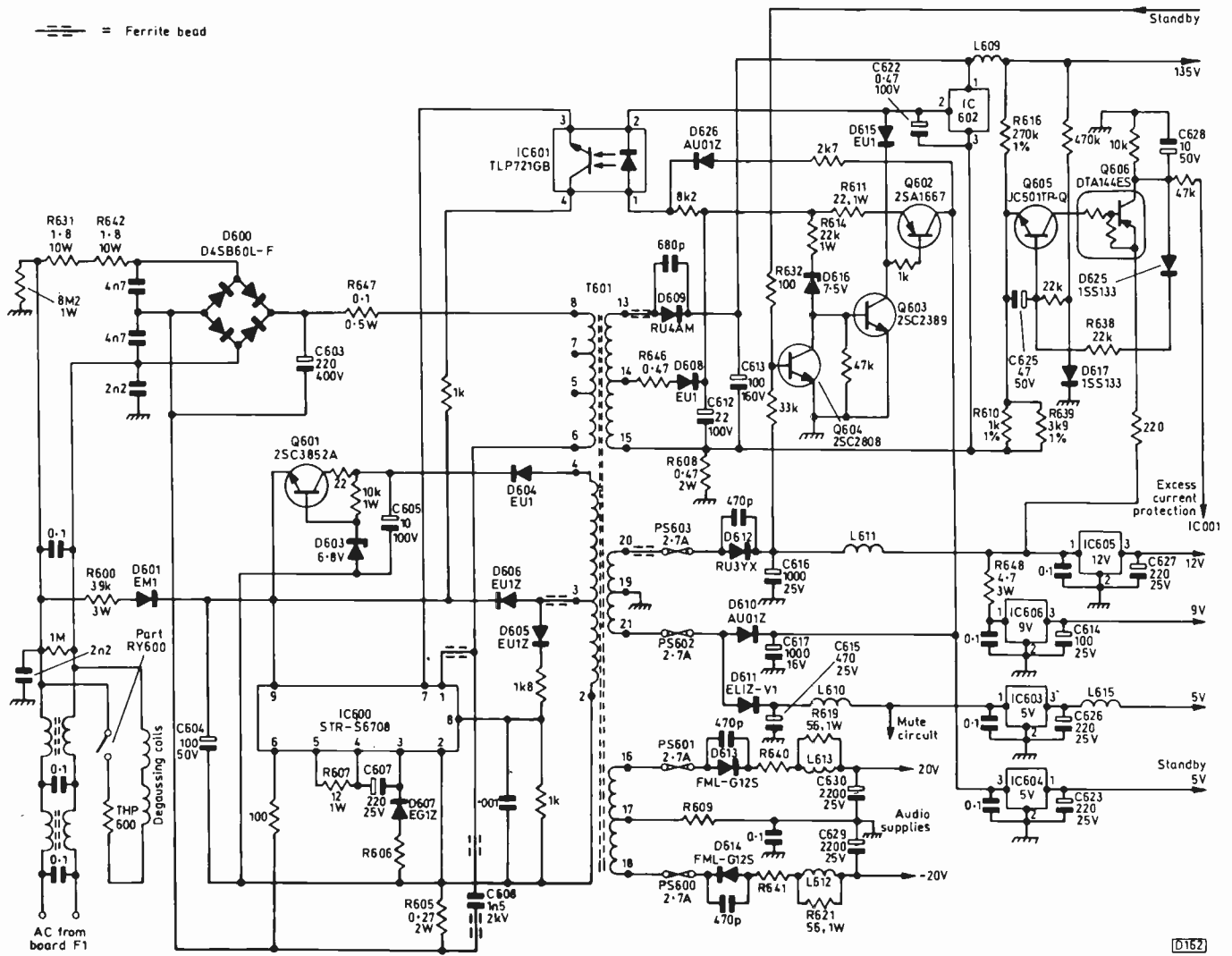
14DN487	£15.80	SAB3037	£8.80	TA7681P	£7.80	TD2594	£3.80	TDA6200	£22.50
AN5521	£3.80	SAF1039	£2.20	TA7698P	£6.80	TD2595	£4.80	TDA7052	£2.50
AN5900	£2.20	SDA2516	£9.90	TA7699	£13.50	TD2600	£6.80	TDA8138	£2.20
BA6209	£6.80	SDA2546	£9.00	TAB699	£22.50	TD2611A	£1.90	TDA8140	£2.20
BA6219	£3.80	SL470471	£4.80	TAB691N	£4.80	TD2653A	£2.90	TDA8153	£13.80
BA6223	£3.80	SL486	£3.20	TAB739P	£4.50	TD2654	£5.70	TDA8170	£3.00
BA6238A	£6.80	SL490	£3.80	TBA121	£5.80	TD2670	£3.20	TDA8172	£7.00
BA6239	£3.80	SL1430	£2.40	TBA1205	60p	TD2680	£3.80	TDA8175	£3.50
BA6435	£9.80	SL1432	£5.80	TBA1750	£2.20	TD2690	£3.80	TDA8180 Kit	£3.00
CCIFRG07	£14.40	SN76226DN	£1.80	TBA950	£2.20	TD3301	£6.80	TDA8190	£3.80
CNR5C	£6.00	SN76705	£9.80	TBA2800	£1.80	TD3303	£19.80	TDA8305	£12.90
CNX50	£6.00	STA441	£2.80	TCA270	£1.80	TD3330	£12.50	TDA8341	£6.20
CNX67	£4.00	STK5322	£2.80	TDA316AP	£4.80	TD3504	£6.80	TDA8372A	£8.40
CNX85A	£4.80	STK5325	£6.80	TDA1011	£2.20	TD3505	£15.80	TDA8380	£3.20
HA11211	£2.80	STK5326	£6.80	TDA1013	£2.20	TD3506	£4.80	TEA8442	£2.50
HA11423	£3.80	STK5331	£3.80	TDA1015	£2.20	TD3540	£2.50	TEA9403	£3.80
HA5138SP5	£21.50	STK5332	£3.80	TDA1017	£2.20	TD3541	£3.80	TEA9503	£3.80
LA4270	£4.95	STK5333	£13.80	TDA1044	£2.90	TD3561A	£5.80	TEA9513	£4.80
LA4445	£3.00	STK5337	£4.80	TDA1060	£3.80	TD3562A	£4.00	TEA1009	£2.20
LA4520	£3.80	STK5338	£6.80	TDA1082	£4.00	TD3562ATFK	TEA1014	£3.50	
LA7520	£2.80	STK5339	£6.80	TDA1170S	£1.80	TD3561A	£2.50	TEA2029	£5.80
LA7530	£4.80	STK5342	£4.80	TDA1180	£2.20	TD3561A	£2.50	TEA2014	£3.80
LA7800	£1.80	STK5372H	£8.80	TDA1185A	£3.20	TD3565	£3.80	TEA2018A	£2.20
LA7801	£3.50	STK5392	£6.80	TDA1190Z	£2.20	TD3566	£5.80	TEA2026	£5.80
LA7820	£3.80	STK5421	£6.80	TDA1235P	£2.80	TD3571B	£2.80	TEA2031	£1.80
LA7830	£3.80	STK5422	£5.80	TDA1512	£3.20	TD3576B	£10.25	TEA2031	£1.80
LA7835	£2.20	STK5471	£4.50	TDA1515	£4.50	TD3640	£5.20	TEA2164	£3.95
M104E1	£6.80	STK5481	£8.80	TDA1521	£2.50	TD3650	£8.50	TEA2165A	£6.80
M293E1	£21.80	STK5482	£4.90	TDA1524	£2.20	TD3651	£2.80	TEA2165A	£6.80
M4901B1	£4.80	STK5487	£2.80	TDA1570A	£3.20	TD3653A	£3.20	TEA5115	£6.80
M491B1	£9.80	STK5490	£7.80	TDA1701	£3.80	TD3653B	£3.20	TMS1000N2.1	£6.80
M494	£9.80	STK6962	£3.80	TDA1870	£6.80	TD3654	£1.80	TMP47C432AP	£21.95
MDA2062	£3.80	STR7253	£5.80	TDA1872	£2.80	TD4420	£2.20	TMP47C432AP	£21.95
ML926	£6.80	STR4090	£6.80	TDA2030A	£2.80	TD4420	£2.20	TMP47C432AP	£21.95
MN120	£6.80	STR7348	£5.40	TDA1908	£2.80	TD4426	£3.20	TMP47C432AP	£21.95
MN15425	£15.80	STR3125	£4.80	TDA1940	£3.20	TD4427	£3.20	8189	£15.50
PCD8572P	£9.00	STR4090	£13.50	TDA1950	£3.50	TD4442	£2.80	TMP47C434P	£14.90
SA11024	£5.80	STR4094	£2.80	TDA2011	£2.80	TD4443	£7.80	3415	£14.90
SA11061	£5.80	STR5412	£4.95	TDA2006	£2.80	TD4500	£4.00	TMP47C434N	£15.50
SA11124	£3.50	STR6020	£7.80	TDA2009A	£2.80	TD4501	£5.00	3555	£15.50
SA11250	£3.80	STR10006	£5.80	TDA2030	£2.80	TD4502A	£18.50	TMP47C434N	£15.50
SA11251	£6.40	STR4090	£6.80	TDA2032A	£2.80	TD4503	£3.50	TUA2000	£8.50
SA11293.02	£7.50	STR44115	£9.80	TDA2040	£7.80	TD4505E	£5.00	UC3842	£2.20
SA11293.03	£6.80	STR50220	£6.80	TDA2050	£4.80	TD4510	£3.80	UC3844	£1.50
SA11294.2	£25.00	STR80103	£4.80	TDA2270	£3.90	TD4515	£9.80	UC3844	£1.50
SA11296	£12.00	STR50115	£14.20	TDA2540	£3.50	TD4565	£8.80	UC3844	£1.50
SA1500	£6.80	STR54041	£6.80	TDA2548	£5.80	TD4600	£2.85	UPC1363C	£5.80
SAAS010	£5.80	STR55041	£10.50	TDA2576A	£5.80	TD4601	£2.80	UPC1363CA	£5.80
SAAS012	£5.80	STR58041	£5.80	TDA2577A	£3.20	TD4601D	£6.80	UPC1378	£1.90
SAAS020	£11.80	STR5904	£6.80	TDA2578	£2.80	TD4610	£2.80	UPC1378A	£3.80
SAAS030	£11.80	STR1806E	£6.80	TDA2579A	£3.60	TD4610	£2.80	UPC1420CA	£12.20
SAAS231	£7.80	STR4420	£12.80	TDA2581	£3.80	TD4950	£1.60	UPC1488	£3.20
SAAS243	£17.80	STR6108E	£5.80	TDA2582	£2.50	TD4510	£12.50	UPC1498	£3.20
SAB3035	£9.80	TA7680AP	£5.80	TDA2593	£1.50	TD4580	£2.80	UPD1397C	£4.80

### LINE OUTPUT TRANSFORMERS p.p. £1.80

ALBA CTV14RS	£23.80	PHILIPS K30	£22.80
B&O LX2500, 2800 AT2077/81	£23.50	PHILIPS CTX-E/S	£23.80
B&O MX2000	£15.00	PHILIPS KT4	£22.50
BUSH 2914T	£14.20	PHILIPS ZA	£16.90
BUSH A1207/910	£34.80	PHILIPS K40	£27.50
DECCA/TATUNG 145, 146, 147 P/N853746	£21.80	PHILIPS 3A	£16.90
FIDELITY ZX2000	£15.50	PHILIPS 2B	£16.90
FIDELITY ZX3000	£14.50	PHILIPS CF1	£23.80
FIDELITY ZX3000 22"	£21.80	PHILIPS CP90	£13.50
FIDELITY CTV140	£15.00	PHILIPS CP110	£32.00
GOLDSTAR 154-132	£16.95	PHILIPS GRIAX	£15.50
GOLDSTAR 154-154	£19.80	PHILIPS NC3	£15.50
GOLDSTAR CTV325 154-125 A	£16.95	SAISHO CT14R, CT141, 3714002	£15.00
GOODMANS TV20	£15.50	SAISHO CT14B, CT142B, 3214009	£16.80
GRUNDIG CUC70	£19.80	SAMSUNG FCM 20A021	£25.00
GRUNDIG CUC2201, 2401, 3300, 3400	£15.90	SANYO CBP2144, 2145	£29.50
HINARI CT4, CT5	£14.00	SANYO CT1732, 7135	£39.80
HITACHI CPT1455, 1456, 1476, 2434141	£14.50	SELECO L45E 121 UK	£24.00
HITACHI CPT2158	£19.50	SOLAVOX 14R19	£16.50
HITACHI CPT1446, 1626 2432281	£15.90	SOLAVOX 16R19	£16.50
HITACHI CPT1774, 2176, 2192 2434274	£14.00	SOLAVOX 20T19	£21.80
HITACHI CPT2476, 2478 2434002	£16.50	SOLAVOX 22R19	£15.00
HITACHI CPT2074, 2274 2433752	£15.50	SOLAVOX 22S19	£15.00
HITACHI/SALORA FM503A	£24.00	SOLAVOX 22T09	£15.00
HITACHI/SALORA FM0513	£25.00	SOLAVOX 22T19	£15.00
ITT/NOKIA Compact B.110"	£17.80	SOLAVOX V1612UB2	£21.80
ITT/NOKIA Compact 80, 110"	£14.80	SONY KV1882	£24.80
ITT/NOKIA Compact 80, 110" FST	£19.80	SONY KV2020	£21.80
ITT/NOKIA Monoprint A	£15.80	SONY KV2025/56, 2060/62	£21.80
ITT/NOKIA Monoprint B	£14.70	SONY KV2090/92/96	£24.80
ITT/NOKIA CVC 25, 30, 32	£16.80	SONY 21XMTU 1-439-416-11	£39.80
ITT/NOKIA CVC 800, 801, 803	£14.95	SONY KV21XRT1, 2145	£21.80
ITT/NOKIA CVC1100, Picos	£16.50	SONY KV2212/1517	£24.80
ITT/NOKIA CVC1150, 1175	£14.95	SONY KV2652/56RX	£24.80
ITT/NOKIA CVC1200, 1201, Mmi 2	£16.80	SONY KV27XR2U	£16.50
ITT/NOKIA CVC1204	£11.50	SONY KV2704	£29.80
ITT/NOKIA CVC1210/1215/17	£15.80	SONY KV2752/56RX	£21.80
ITT/NOKIA Digi 3, 110"	£18.45	SONY KV2752/56PE3	£29.80
ITT/NOKIA Core 50" 4515-03-46	£19.80	SONY KX27PS1	£22.80
ITT/NOKIA Core 10" 4515-03-48	£15.50	THORN/FERG TX85, 86	£21.80
ITT/NOKIA Core 10" FST	£15.80	THORN/FERG TX89	£23.50
LOEW C9000, Art.1, Art.721, Art.728, Contur	£18.50	THORN/FERG TX90 14", T9031, Red Spot	£16.90
L24, W28, Profi T28	£18.50	THORN/FERG TX90 20", T9044, White Spot	£14.80
LOEWE C8001, Classic M24, S127, S28, Contur	£22.50	THORN/FERG TX1001107 10033L	£15.00
S124, S127, S128, S24, S28, Profi S28	£22.50	Green Spot	£13.50
LOEWE Classic M124, M27, Contur M27	£18.50	THORN/FERG TX10090' 243892	£16.90
LOEWE Profi M11	£24.40	THORN/FERG TX3001107 FST, T6045L	£16.80
LUKOR 5810110.01	£27.60	THORN/FERG TX10090', T6031, Blue Spot	£15.00
MATSUI 1440A, 1480A, 3714002	£15.00	THORN/FERG AS1F	£17.90
MATSUI 1420B, 1440B, 3214009	£16.90	THORN/FERG SIK5, SIK7, S9P7, 47319700	£15.50
MATSUI 1422, 1450, 1455	£16.80	THORN/FERG 51P7	£15.00
MATSUI 1465	£21.80	THORN/FERG 59K5, 68K4, 47235901	£15.50
PANASONIC TLF14520F, TLF14568F	£23.80	THORN/FERG 59M5, 68M5	£15.50
PANASONIC TLF14521F, TLF14576F	£23.80	THORN/FERG 473200	£16.50
PANASONIC TLF14586F	£23.80	TOSHIBA 1400RB, A12079/23	£15.00
PHILIPS KT3	£15.50	TOSHIBA 150R6B, A12079/09	£15.00

MANY OTHER LOTS IN STOCK, PLEASE PHONE WITH MAKE AND MODEL NUMBER

### TRIPLERS EHT MULTIPLIERS p



**Fig. 2: The power supply circuit used in the Sony BE3B chassis. The mains switch S601 and fuse F601 (5A) are on board F1.**

**Start Up**

Fig. 2 shows the complete power supply circuit. To get the circuit started, R600 and D601 provide a feed from the mains side of bridge rectifier D600. This feed charges C604, providing a ramp voltage at pin 9 (the voltage supply pin) of IC600. When the voltage at pin 9 reaches 8V, the IC starts up and produces chopper drive pulses at pins 4 and 5. These are fed back in to the base of the integrated chopper transistor at pin 3. When the chopper transistor switches on it links pin 6 of the chopper transformer (T601) to chassis, via the current sensing resistor R605. As a result current flows in the transformer's primary winding (pins 6-8) and a magnetic flux builds up.

At a point determined by the timing circuitry within IC600 the chopper transistor will be switched off. The magnetic field established in T601 then collapses and energy is transferred to its secondary windings. Diodes D606 and D609-D614 conduct, charging their reservoir capacitors.

After the initial start-up the supply for IC600 is provided by D606, with C604 now acting as its reservoir capacitor. The voltage at pin 9 will be around 7.7V.

Transistor Q601 is active during the start-up period and in the standby mode. During the start-up period the ramp voltage at pin 9 of IC600 could fall below the minimum permissible level of 6V. As a result the power supply would start up and shut down at the same

rate as the ramp. Q601 prevents this by switching on to supplement the voltage at pin 9 – it receives a supply at its collector from rectifier circuit D604/C605. Once the circuit is running normally the 7.7V across C604 reverse biases Q601.

**Regulation**

Voltage regulation is achieved by feedback to pin 7 of IC600 via optocoupler IC601, which is driven by the SE135N error sensing chip IC602. Fig. 3 shows the circuitry within this chip. Pin 1 is connected to the 135V HT line. It feeds zener diode D1 via R3 to produce a reference voltage at the emitter of Q1, also Q1's base via the potential divider network R1/2. Thus Q1 senses any HT variations at its base, producing a correction voltage at its collector (pin 2). This varies the current flowing via the LED in optocoupler IC601 and its light output, which is detected by the phototransistor on the output side of IC601.

The voltage at feedback pin 7 of IC600 is thus varied, altering the mark-space ratio of the drive pulses produced at pins 4 and 5 and the on/off timing of the chopper transistor.

**Standby Operation**

To minimise the power consumption in the standby mode IC600 produces very narrow pulses to drive its chopper transistor. As a result, the power supply produces sufficient energy to supply the

microcontroller chip and the infra-red receiver only.

When the standby command is received, pin 2 of the microcontroller chip IC001 goes high. This pin is linked to the base of Q604 via R632 and Q4 (on board A). Q4 switches on, Q604 switches off and Q603 switches on. As a result the current that flows through the LED in IC601 is increased. IC600 reduces its output pulse width (it assumes that the HT is high) and the HT voltage falls to 29V. All the other power supply output voltages fall in proportion.

Reducing the output voltages in the standby mode creates two problems. The voltage developed across C604 by D606 to power IC600 is no longer sufficient, while the voltage developed across C617 by D610 is too low to operate the regulator (IC604) for the standby 5V supply.

The first problem is overcome by the operation of Q601 and its associated components. We have already seen how this circuit contributes to the start-up operation. When the set is running normally the voltage developed across C605 is around 70V. In the standby mode it falls to 9.5V and zener diode D603 switches off. This enables Q601 to switch on and supplement the supply at pin 9 of IC600.

To boost the input to IC604 in the standby mode Q602 switches on, adding the voltage developed by D608 across C612.

### Protection

The power supply incorporates four protection circuits, as follows:

(1) **Overvoltage.** Should the output voltages developed by the power supply rise excessively this fact will be apparent at pin 9 of IC600. Once the voltage at this pin exceeds 10V the over-voltage circuit within the chip will operate, shutting IC600 down. The circuit latches in this state until the mains input is interrupted.

(2) **Primary side excess current.** The emitter of the chopper transistor within IC600 is connected to chassis via the low-value resistor R605. During normal operation the voltage developed across this resistor is negligible. Should an excess-current condition arise, the voltage across R605 will increase. This voltage is detected at pin 6, the result being that the over-current circuit within the chip operates. The mark-space ratio of the chopper drive pulses is then reduced. The circuit works on a pulse-by-pulse basis, producing what can be described as self-limiting. When an overload brings this circuit into operation an audible 'tripping' sound may be heard coming from T601.

(3) **Secondary side excess current.** Should an overload that is not sufficient to trigger the primary side excess-current circuit occur, a secondary side circuit will come into operation to prevent excessive HT current. The HT current is monitored by R608. If the current is excessive, the voltage across R608 will fall and Q605 will switch on. Q606 in turn conducts, producing a high at pin 38, the protection line, of the microcontroller chip IC001 (PCB A). This puts the set in the standby mode.

To prevent the set being brought out of standby, the collector of Q606 is linked to the base of Q605 via D625 and R638. Thus once triggered the circuit latches on.

As an additional safeguard, the line drive is removed by Q805 which puts a short-circuit across the input to the line driver transistor Q803.

### Voltage Checks

Test point	Normal working	Standby
IC600 pin 3	0V	-0.4V
IC600 pin 4	0.5V	0V
IC600 pin 5	1V	0V
IC600 pin 6	0V	0V
IC600 pin 7	0.2V	0.2V
IC600 pin 8	1.2V	0V
IC600 pin 9	7.7V	6.3V
IC601 pin 1	64.3V	4.7V
IC601 pin 2	63.5V	3.6V
IC604 pin 1	5V	5V
IC604 pin 3	7.7V	8V
Junction D609/C613	135V	29V
Junction D612/C616	15.6V	2V
Junction L613/C630	20V	3V
Junction L612/C629	-20V	-3V
Q601 emitter	7.7V	6.3V
Q601 base	7V	6.9V
Q601 collector	67.4V	8.8V
Q602 emitter	75.4V	8V
Q602 base	74.4V	-
Q602 collector	-	8V
Q605 emitter	0.3V	-
Q605 base	0.5V	-
Q605 collector	15.6V	-
Q606 emitter	15.8V	-
Q606 base	15.6V	-
Q606 collector	0V	-

(4) **Thermal.** IC600 is designed to shut down should its internal temperature exceed 150°C. When this occurs IC600 will remain in the shut-down state until it has cooled and the mains supply has been interrupted.

### Servicing

First a precaution: before carrying out any cold checks in the power supply or replacing components, ensure that the mains rectifier's reservoir capacitor C603 is discharged. It bites!

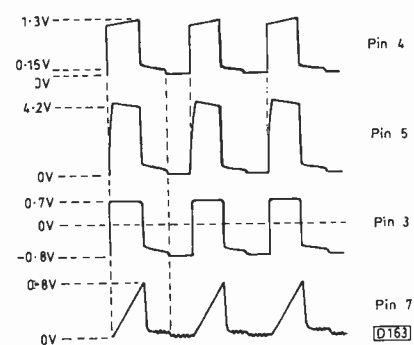
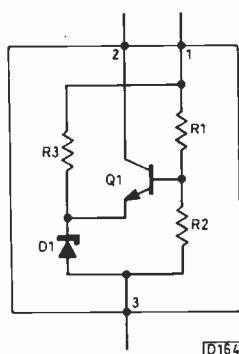


Fig. 3 (left): The circuitry within the SE135N voltage error detector chip IC602.

Fig. 4: The waveforms that should be obtained when IC600 is tested in circuit using a 9V battery to provide the power. Connect the positive side of the battery to pin 9 and the negative side to pin 2.

If the set is dead, the first step should be to find out whether the power supply is working by checking the output voltages produced by T601. Remember that very low voltages could simply mean that the power supply is in the standby mode.

If there are no outputs from T801's secondary windings, carry out checks in the primary side of the circuit. There should be around 300V at pin 1 of IC600. If this voltage is absent, check resistors R631, R642 and R647. If any of them are open-circuit, the chopper transistor in IC600 could be faulty. It is easy to check this since the terminals are all accessible – the collector at pin 1, the emitter at pin 2 and the base at pin 3. If you find that the chopper transistor has failed, the following components should be checked: Q601, R606, R607, D607 and C607. Ensure that the connections to C608 are sound, and replace R605 – even a slight increase in the value of this resistor can cause random tripping problems.

If there is 300V at pin 1 but IC600 is not working, check that the start-up voltage is present at pin 9. This is best checked with a scope, which should display a ramp waveform that peaks at about 8V. If this is low or missing, check R600, D601 and D606, and ensure that C604 is not leaky or low in value.

It is simple to check IC600 if you suspect it. This can be done either in circuit (with the mains supply disconnected!) or out of circuit by connecting a 9V battery between pins 9 (positive terminal) and 2 (negative terminal). A working chip should produce waveforms similar to those shown in Fig. 4, at a frequency of around 12kHz. Current consumption, with the device in circuit, should be around 105mA.

If the start-up and 300V supplies are both present and IC600 tests OK with a battery, it could be that the overvoltage circuit is in operation, suggesting a regulation loop problem. Once this circuit has triggered, it will prevent IC600 from operating until the mains supply has been disconnected. The overvoltage circuit fires very rapidly. To check whether it has, use a scope to see if the supply to pin 9 exceeds 10V. This will happen only once after the mains supply has been switched on. If this is the case, check the circuitry associated with the optocoupler IC601 and the error detector chip IC602.

### Field Output

The field output stage employs an STV9376 chip (IC500) which requires  $\pm 15V$  supplies. These are derived from the line output transformer T803. The stage is unusual in that the scan coils are DC coupled to the output. This means that there is increased risk of damage to the tube, the scan coils and the output stage should a fault develop. Protection circuitry is therefore incorporated.

The field ramp waveform fed to the scan coils is monitored to ensure that it is symmetrical about chassis potential. Should the picture be shifted excessively or the height be set too low, the protection circuit will come into operation.

Transistors Q501 and Q502 monitor the output from IC500, charging capacitors C521 and C522. Should the voltage across either of these capacitors exceed a threshold value, the protection line (pin 38 of the microcontroller chip IC001) will go high and the set will revert to standby. The software in IC001 incorporates a short delay, allowing 1.5 seconds for the circuitry to stabilise before the set shuts down.

The protection circuit can be disabled for test purposes by removing diode D505. Caution is required

however to prevent damage to the tube or the output stage.

Since the supplies for the field output chip are derived from the line output transformer T803, any fault here that results in a low or missing supply to IC500 will trigger the protection.

The protection input to IC001 is shared with the over-current protection circuit in the secondary side of the power supply (mentioned earlier). A permanent high on this line indicates that the latter circuit has been triggered, a brief high suggesting a field output stage problem.

It's normal practice for sets with an on-screen display to use a sample of the field flyback waveform for sync purposes. The BE3B chassis is no exception, a 5V peak-to-peak field pulse being applied to pin 60 of IC001. This is also used for protection purposes: should no field pulse reach IC001 within approximately 15 seconds after switching on, IC001 will put the set into the standby mode. Thus even with D505 disconnected the set can be operated for only 15 seconds at a time when fault finding.

### Line Output Stage

The line output stage follows conventional practice and is very reliable. Those not familiar with Sony designs should note that the tube's G2 (first anode/screen) supply is obtained by rectifying the flyback pulses at the collector of the line output transistor. The rectifier circuit consists of R830, D809 and C821. In previous sets failure of this diode would result in a very dark, flaring picture.

### EW Modulator

All versions of the chassis, including sets fitted with a 90° (21in.) tube, incorporate EW correction. EW modulator driver transistor Q801 controls the picture width by varying the potential across the lower modulator diode in D812. When Q801 is switched on, the lower section of D812 is shorted out and the energy applied to the scan coils is increased, the result being greater width. Q801 receives its base drive from IC800, via Q800.

IC800 (LM393P) is a comparator which is fed with a fixed line-frequency ramp waveform at pin 5 and, at pin 6, a variable parabolic waveform that comes from pin 63 of the jungle chip IC301. The latter waveform can be adjusted by the microcontroller chip. The result, at pin 7 of IC800, is a pulse-width modulated line-frequency squarewave whose duty cycle is proportional to the amplitude of the waveform at pin 6.

The point to note is that the longer the on-time of Q801, the greater the picture width.

This circuit adjusts the width and pincushion correction, the settings being electronically controlled via the service mode.

### NS Correction

Large-screen sets fitted with 2R tubes, for example the KVX2982U, require additional correction to prevent bowing at the top and bottom of the picture. The NS correction circuitry is on PCB D2.

### Dynamic Focusing

Some sets incorporate dynamic focusing circuitry to maintain optimum focusing over the entire screen area. A line-rate parabolic waveform, derived from pin 6 (+15V supply) of the line output transformer, is fed via T802, with AC coupling, to the focus voltage output from the line output transformer.

## Velocity Modulation

Velocity modulation is used in 29in. models to enhance the picture sharpness by emphasising black-white and white-black transitions. This is done via a coil that's mounted on the neck of the CRT. It's used to speed up the scanning spot during these transitions, after which the spot is slowed down briefly to compensate. The

entire velocity modulation circuitry is housed on PCB VM which is also mounted on the neck of the tube.

## Part 2

In part 2 next month we'll look at the circuitry on the other panels in the chassis and provide further advice on fault finding.

# Help Wanted

**Wanted:** Connecting cable and details of its pin connections for linking the Akai VC90 camera and VP77EG/EK VCR. Does anyone have any BPN77 batteries for sale? Malcolm S. Simpson, 64 Britannia Road, Milnsbridge, Huddersfield, W. Yorks HD3 4QF. 01484 658 684.

**Wanted:** Circuit diagrams and/or user manual (photocopies would do) for the Iwatsu SS-5705 oscilloscope. C. Bennett, 43 Penybryn Avenue, Cefn Fforest, Blackwood, Gwent NP2 1JS. 01433 835 614.

**Wanted:** SN75439NE stepper motor driver chips and carriage stepper motor for the XL2700 Smith-Corona electronic typewriter, also any circuit diagrams/manuals (photocopies would do). Also require a keyboard membrane and a tape deck for the ZX Spectrum + (the black one with a heatsink running down its side). Owen O Reilly, Belfield, Gaybrook, Mullingar, Co. Westmeath, Ireland.

**Wanted:** YC board from a scrap Saisho VRS4400/Matsui VS888 VCR (PCB101 VV0134). Also a scrap Sanyo Sanfax 100 fax machine, for the modem. David Smith, Tyddyn Bach, Bethel, Caermarfon, Gwynedd LL55 1YD. 01248 670 952.

**Wanted:** LOPTs for the ITT Model CP340 (CVC40 chassis) and National Model TC381G (M6A chassis). Also still seeking documentation for the Unaohm EP684R pattern generator. David Barfoot, 48 Wellington Road, Bournemouth, Dorset BH8 8JW. 01202 553 350.

**Wanted:** Instruction book, service manual or any other information for the Taylor 45C valve tester. Even if you only know how to drive it, please call. Also require a circuit diagram for the Advance voltmeter Model VM78. Henry Dulat, Garden House, St. Nicholas Avenue, Great Bookham, Surrey KT23 4AY. 01372 456 921.

**Wanted:** Any information on the Intercept N7118 colour bar generator – circuit diagram etc. H.L. Smith, 1 Tremont Gardens, Leasowe Road, Leeds LS10 2EP. 01132 703 199.

**Wanted:** Sony Betamax SLC30UB VCR for spares, also a service manual for this model. Alan Stubbings, 7 Church Road, Saxilby, Lincoln LN1 2HH. 01522 702 601.

**Wanted:** Microcontroller panel for the B&O 5502/7702/8802 etc. Would consider a complete set. Also service manuals for the B&O LS5000 and MX2000. I have for disposal some new B&O teletext boards for the 5502 etc. Stuart Adamson, 48 Crosshill Road, Strathaven, Lanarkshire ML10 6DS. 01357 520 049.

**Wanted:** Outer casing to suit the Amstrad VS1000/VS1140 or Orion/Matsui VSR1500 video satellite receiver. Patrick Gallagher, No. 2 Collins Flats, Castle Street, Castlebar, Co. Mayo, Ireland.

**Wanted:** CD7609CP chip for the Huanyu Model 37C3, or possibly a complete board. Also diode type ER26-06 for the Hinari CT16. C. Ingrey, 14 Andrews Walk, Bury St. Edmonds, Suffolk IP32 6SJ. 01284 752 291.

**Wanted:** U-View Servicing Guide for 1987-88 VCRs. Justin Smith, ATV, 4 Shenstone Road, Sheffield S6 1SQ. 01142 854 254.

**Wanted:** An A66EAS00X02 tube. We have accidentally damaged one in the workshop. TV Service, 18 Benfleet Road, Hadleigh, Essex. 01702 558 444.

**Wanted:** Type A48KLD90X CRT for the Akura Model CX25, also a circuit diagram for this model. Ken Cargill, 1 Stradowen Drive, Strathfoyle, Londonderry BT47 1XN. 01504 861 268.

**Wanted:** Murphy V600/V700 series TV with VHF radio. Heathkit MM1U multimeter. LOPT for the Bush TV113/115/118 series. Volume (or tone) control knob and mains power unit for the Grundig Yacht Boy 210 radio. 405/625 knob (beige) for the Thorn 850 chassis. Drive belts for the Philips EL3576/00 open-reel tape recorder. Remote control gun for the Network NW2044R (or equivalent).

Dave Hazell, 126 Sevenfields, Highworth, Wilts SN6 7NQ. 01793 765 390.

**Wanted:** Instruction manual for the RCA WT524A transistor tester. Michael J. Frey, 18 Rushington Avenue, Maidenhead, Berks SL6 1BZ. 0162 827 350.

**Wanted:** Circuit diagram for the Leak Stereo 70 amplifier, also circuit diagram and power on/off/overdrive switch for the Mini Marshall guitar practice amplifier (photocopies will do). Andrew Tebbutt, 34 Coronation Road, Loftus, Saltburn by sea, Cleveland TS13 4SL. 01287 642 820.

**For disposal:** Mid-Fifties vintage Decca Model 1000 projection TV set, not in good condition. Free but buyer to collect. Bill Wright, 43 Greaves Sike Lane, Micklebring, Rotherham S66 7RR. 01709 813 419.

**Wanted:** Circuit diagram (photocopy OK) for the CTV14 made in Korea for Boots. F. Nezda, 40 Brynhyfryd, Glynneath, Neath SA11 5BA. 01639 720 429.

**Wanted:** Front channel up/down and volume buttons for the Ferguson 51L7 and a front cover/flap for the Ferguson 59B4. Stuart Fletcher, 131 Walsh Avenue, Hengrove, Bristol BS14 9SQ. 01275 891 893.

**Wanted:** Front panel unit for the JVC HRD337MS VCR and a back pull-out box for the Goodmans GEC230 car radio-cassette player. V. Smith, 175 Lyon Park Avenue, Wembley, Middx HA0 4HD. 0181 902 5447.

**Wanted:** Circuit diagram (photocopy OK) for the CM1448M 14in. VGA colour monitor marketed by Lite-On Technology Corporation, Taiwan, and manufactured in Singapore. Ray Stansby, Tatton House, Woodseaves, Stafford ST20 0NU. 01785 284 505.

**Wanted:** Service sheet for the Saisho Model CT147R, or component values for R116/7 and types for Q605/6. B.J. Powell, Suncot, Chapel Street, Taliesin, Machynlleth, Powys SY20 8JH.

**The Help Wanted column is intended to assist readers who require a part, circuit etc. that's not generally available. Requests are published at the discretion of the editor. Send them to the editorial department – do not write to or phone the advertisement department about this feature.**

# The Problem of Pre-echo

**This concluding instalment deals with ways of reducing direct signal pick-up in a distribution system. Bill Wright on the precautions to take and also the ultimate answer – frequency shifting**

In Part I (March) the basic pre-echo effect and its causes were described and illustrated. The way to overcome the problem is to improve the signal-to-noise ratio. There are two aspects to this: to increase the distribution system signal levels, as discussed in Part I; and to reduce the amount of signal that finds its way, by whatever route, to a TV set's tuner without passing through the system. The present article deals with this aspect. First however an apology to readers. Because of a computer problem at the printers, Fig. 13 on page 362 of the March issue was omitted. There were also some typeface inconsistencies. Fig. 13 is reproduced below.

Since the signal level at the head amplifier output and along the trunk cable is high, any direct signal pick-up here will normally have no effect. The potential for harmful direct pick-up starts at the download terminals of the tap-off unit. Each possible direct signal entry point will be considered in turn.

## The Tap-off Unit

Because a tap-off unit is likely to be mounted in a position where the field strength is relatively high – in the loft or high up on an outside wall – direct signal reception at this point is a distinct possibility. If you suspect the tap-off unit, move the TV set and the flylead about a bit. If this has no effect on the phase or intensity of the secondary image, the tap-off unit is probably the cause of the problem.

Tap-off screening is all important. The worst offenders are the plastic-cased units that were popular about twenty years ago. The metal-cased ones with skimpy push-on lids are also suspect. For outdoor use the type housed in a

diecast box, with a cover that screws on firmly, is best. An example is the Teleste CM9000 series. For indoor use the small F connector taps are excellent, being 100 per cent screened. Some don't have a power throughpass however – this is essential when line-powered repeaters are in use.

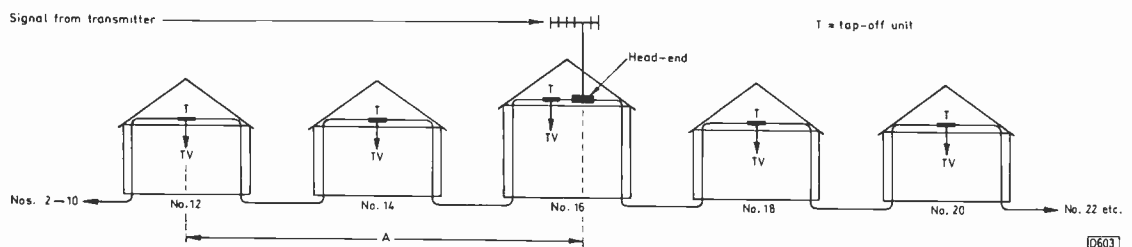
If the outer conductor of either the trunk cable or the download isn't making good contact at the tap-off unit, pre-echo will be one likely symptom. If the tap-off unit's lid or cover is missing, pre-echo may occur.

## The Download

A good-quality, copper-foil wrapped cable such as Raydex CT100 or Ace QC100 should be used as a matter of course with a new system, pre-echo or not. Where a cheap 'low-loss' cable is used in an existing system, it might be worth replacing one or two downloads with CT100 as an experiment. A type of download cable widely used in the Sixties and often still found had a foam dielectric and two copper screens separated by insulation. This sounds good, but unfortunately the cable is very lossy at UHF. Replacing it with CT100 cable can give as much as a 6dB increase in the signal at the outlet, with proportional easing of any pre-echo problem.

## The Outlet Plate

Check that the braid is properly connected to the outlet. If not, pre-echo and other unwanted signal pick-up is likely. Unless the system carries satellite IF signals as well as terrestrial UHF ones, the wallplate should be an isolating type. An examination of isolating outlets of different makes will show that some are better than others, both in



**Fig. 13: The diagram that should have appeared on page 362 of the March issue. For the full caption and relevant text see Part 1.**

terms of direct signal pick-up and through loss. Both of these are relevant to the avoidance of pre-echo.

Avoid outlets with large, untidy, unscreened connectors and capacitors. There is in particular one type, imported from the Far East, that's popping up all over the place. Although it is supposed to be a simple, straightforward isolated outlet, the PCB is obviously a multi-purpose design, with a large printed inductor and various short lengths of track, all connected to the inner of the coaxial cable. The other end of the inductor isn't connected to anything. I'm surprised that this item isn't sold as "the outlet that doesn't need an aerial", because I think they'd get away with it in strong signal areas. To make matters worse, the through loss is awful (-4 to -10dB, varying with frequency).

The connection to the outlet should be made as neatly as possible, with the minimum amount of bared inner conductor. Some electricians seem to think that they should separate the braid from the inner, twist the former into a pigtail, and leave about three inches of unscreened inner coiled up inside the back box.

I was once called out to a system in a large new private house, which had line-of-sight reception from a nearby relay transmitter. The electricians had fitted the outlets, back boxes and downloads. The local rigger had then installed (or, rather, slung) a cheap aerial and amplifier in the loft. Reception was most peculiar. The cause of the trouble was the type of outlet fitted by the electricians, with a long inner terminal that protrudes backwards. In every case this terminal was in contact with the shallow steel back box, which was receiving quite a good signal. The signal from the aerial and the amplifier wasn't up to much. As there was virtually no delay with the signal from the aerial, the effect was of pure phase cancellation: at its worst it was as if a pair of stacked aerials were pointed with the null towards the transmitter.

### Flyleads

The short leads that link the wallplate, the VCR, the satellite receiver and the TV set are a prime cause of pre-echo. Quite often this is simply because the braid hasn't been connected within the plugs.

If pre-echo is a problem at an outlet where it's not expected and there isn't such an obvious cause, the first step to take is to unplug the aerial lead at the wallplate. The chances are that this will leave a snowy picture, or at least some evidence of a transmission, on the screen. You could plug the lead back in and mess about with it, making the pre-echo come and go, but why bother? You'll never get it right this way. Make up new flyleads using CT100 cable, all-metal plugs and all-metal line connectors. Ensure that the plugs and sockets all fit tightly. There should, with everything reassembled but the flylead still disconnected from the wallplate, be nothing but snow on the screen.

If you find one of those cheap, ready-made flyleads with moulded plugs, throw it away without hesitation. As we all now know, these are responsible for a lot of the channel group A patterning problems associated with satellite receivers. They are also quite remarkably bad for causing pre-echo.

I've carried out a few simple tests. Standing in my backyard, where the Emley Moor transmitter is visible twenty miles away, I found that a two metre flylead produced around 0dB/mV - this is only about 15dB less than a reference half-wave dipole! The signal obtained from a similar length of CT100 flylead was about -25dB/mV. These figures are only approximate, as the signal level jumps all over the place as the flylead is moved, but a difference of 25dB is unmistakable. The

figures are the maximum that could be obtained from each flylead. It made little difference whether the other ends of the leads were terminated or unterminated.

Why these cheap leads pick up so much signal is a mystery. The way the braid is connected to the plugs tends to be a bit hit and miss, but replacing the plugs with properly fitted metal ones seems to reduce the signal pick-up only slightly. With the leads I've used for these experiments the cable is of quite reasonable quality. It has a very thin aluminium foil wrap under the braid. This is 100 per cent screening, so theoretically there should be minimal pick-up. Can anyone suggest why this form of cable construction performs so badly?

Sometimes an architect's idea of the best position for a TV set doesn't concur with that of the occupier. A long coaxial cable may be the result, going along two sides of the living room. Take nothing that disappears under a carpet for granted. These cables often have joints made with a blunt table knife and Sellotape wrapping. The cable may have been extended using 50Ω CB coax connected to a beer-sodden 30A joint box. Do you think I'm kidding? Believe me, I've found things that would make your hair curl under carpets. Before you do anything else, bypass the sub-carpet enigma with a length of CT100.

When you approach a system after being asked to cure pre-echo, budget for new CT100 flyleads at every dwelling. Replace all the flyleads, even where pre-echo is not visible at the moment when you make your call.

### The Occupier's Equipment

A TV set with nothing connected to the aerial socket should not receive RF signals. If, as a TV distribution system repairer looking for the cause of pre-echo, you come across a set that shows a picture with no aerial connected, the problem passes to the occupier's TV dealer (sorry, lads!). The only thing that the communal aerial repairer can do is to use another TV set to test reception at the outlet concerned.

It's a nuisance, but the occupier will probably need a bit of convincing and this is a good way to go about it. Such a situation often arises when someone moves from their own house to sheltered accommodation. The TV set will have performed perfectly until the move. "Now we've got double vision, and this impudent fellow from the council says it's our telly that's faulty."

VCRs and satellite receivers don't seem to cause pre-echo. Game switches and plastic splitters do. Where the occupier has fitted a cheap plug-in splitter at the wallplate, everything that's connected is about 6dB worse off from the pre-echo point of view. In addition, the splitter itself could be receiving direct signals.

In houses with several bedrooms, you might well find a splitter feeding more splitters, with the signal at the living room TV set 12dB down. The only thing that you can do is to demonstrate the improved reception when the TV set is connected directly to the wallplate and advise the occupier accordingly. I usually suggest that a screened distribution amplifier is used to replace the splitters.

### Silly Causes of Pre-echo

I've occasionally found pre-echo in areas of relatively low signal strength, where it just shouldn't be a problem. In one case the occupier had fitted a Labgear indoor aerial and amplifier in the loft to receive an alternative ITV station. In order to get the signal down to his living room, he'd connected the output to the trunk terminals of the tap-off unit, which was also in the loft. The house was only six back from the end of the trunk, so the system signal level wasn't high at that point. The alternative ITV station came in a treat, and the silly person wasn't

bothered by the faint outline produced by the four normal channels. The neighbours were, though.

To make matters worse, our man had wired his amplifier to his immersion heater circuit, which was switched on only during the evenings. The neighbours had to make a video recording of the fault before I could believe them. Even then it took several visits before the cause of the fault was pinpointed. I'm not normally malicious but I made sure that the cause of the problem was clearly stated on the invoice, in the hope that the tamperer would have the cost added to his rent.

I once had to visit a most unpleasant and aggressive young man who was threatening hell and high water if the council couldn't get rid of the 'ghosting' displayed by his living room TV set. He met me on the street as I got out of the van, shouting about "my solicitor" and "my rights". Like many of this sort, he was well versed about his rights but not about his responsibilities. There were three very young children in the flat with their rather clueless young mother. The place was in a dreadful state. Anyway, my concern was with the TV reception.

A VCR supplied signals to TV sets in the living room and the bedroom, via a taped joint. For reasons that escape me, the bedroom TV set had this feed and its loop aerial connected via a resistive splitter. The loop was producing enough signal to cause pre-echo with both TV sets.

The pre-echo at a block of eight flats occupied by elderly people was horrendous, the two signals being of roughly the same strength. This was in an area where pre-echo is a major problem. For years I'd been dealing with complaints from the surrounding blocks, and one by one new systems had been installed. But no one from this block had ever complained and the original system, installed primarily for 405-line reception, was still intact. If the pre-echo was this bad, and it had to be with such an antiquated system, how come no one had ever complained before?

It turned out that the door entry system repairers had been at work. Their intercom and electric door locking system is connected to the landlord's electricity supply, to which the TV system is also connected. They had turned off the supply when they started work, and had turned it on again when they had finished. But when turning it back on they had also turned on a switch labelled "TV system - do not switch off". This had in fact been switched off for years, with the tenants happily watching TV on a system with no electricity supply! With the supply off, reception was snowy. With it on, TV was unwatchable because of the pre-echo. It's my guess that

someone had discovered many years previously that reception was better with the system off than on. I bet he got paid as well!

### Use of a Different Transmitter

Faced with the pre-echo problem, you might be tempted to redirect the system's aerial towards a different transmitter and distribute these signals instead. This might seem like a good idea. But it isn't, and I think I can justifiably say "don't do it". The idea is that very strong local signals would not be used, the more distant and less strong signals taking their place. This will cause problems.

It's unlikely that the signals from the more distant transmitter will be as reliable as those from the nearby station. Even when the second-choice transmitter is providing good-quality reception, which is unlikely in an area swamped with signal from a close by transmitter, there are drawbacks. Occupiers will persist in tuning in the weak signals from the local transmitter - these will inevitably still be present at the outlets.

### The Ultimate Answer: Frequency Shifting

There is an assured, cast-iron solution to the problem of pre-echo. If each incoming signal is frequency shifted ('translated') before being distributed, it won't matter how much direct signal gets into the TV set. In a location where the field strength is exceptionally high, there may be no alternative to this course. As frequency shifting is quite a large subject, I'll consider it here only from the point of view of pre-echo.

The main disadvantage of frequency shifting is its cost. The addition of channel converters to an existing system will cost a minimum of around £750, including labour, for four channels. This figure would pay for simple direct converters.

One notch up the scale of cost and quality is double conversion: the incoming signals are converted to an IF of 38.9MHz and then to the final output frequency. An even more expensive option is to demodulate and then remodulate each channel. If good quality equipment is used, the cost would be about £3,000 for four channels.

In some circumstances such costs would be of little consequence. If pre-echo has been a major problem with a system that serves say 600 dwellings, the cost per dwelling of £5 will not raise eyebrows, particularly when the technicalities can be explained to the purchasing authority. A more typical set of circumstances however would be as follows.

### Maths

If the distance between two images on the screen is measured, the total delay time between the two signals can be calculated. Although it's not possible to distinguish between the free space and cable contributions to the delay with this method, an approximation of the overall extra path length can be obtained.

To calculate the signal delay for a given screen image displacement, and hence the signal path extension, the delay factor is given by  $D1/D2$ , where  $D1$  is the distance between the

screen images and  $D2$  is the total scan width.

Where all the extension is in free space, the signal path extension  $E$  = the delay factor  $\times$  the distance. The calculation is  $E$  (space) =  $(D1/D2) \times 19,200$  metres (the distance a signal travels in free space in the time taken to scan one line - about twelve miles).

Where all the extension is in a cable run and the cable has a velocity factor of 0.8, the signal path extension  $E$  (cable) =  $(D1/D2) \times 15,360$  meters

(the distance a signal travels along a cable with a velocity factor of 0.8 in the time taken to scan one line).

For example, the long-delay screen shots shown in Part 1 had pre-echo images 3mm to the left of the main image. The line scan, including the sync and overscan, is about 190mm (estimated from the screen width). The aerial and the TV set are about the same distance from the transmitter, so all the delay is within the system. Thus  $(3/190) \times 15,360$  = a path extension of 242 metres.



The installer is quoting on a competitive tender basis for a system to serve forty bungalows. His quotation is to go to an electrical firm, which has the TV system included in its work schedule. This firm is in turn putting together a tender for the main contractor, who is himself in competition with other builders. No one wants to know about an obscure problem called 'pre-echo'. One thing is certain if the installer allows for the cost of channel changers: he won't get the job.

When finances do allow the use of channel changing, the technical aspects require careful consideration. The first question is which channels to use? Since signal attenuation in a cable is less at lower frequencies, use of lower-frequency channels is always an advantage. Channels that have other signals of significant strength in the area should not be used. Where possible, a standard set of four channels should be used. These sets are  $n$ ,  $n + 3$ ,  $n + 6$  and  $n + 10$ , or  $n$ ,  $n + 4$ ,  $n + 7$  and  $n + 10$ . Channels 34-38 should not be used.

When channel changers have been installed, the original unchanged channels will still be present at each outlet where pre-echo had previously been a problem. Anyone arriving with a TV set to install will assume, not unreasonably, that it should be tuned to the local transmitter. A glance at the aerial will appear to confirm this. Tuning may have been carried out in advance at the shop. We are often called out shortly afterwards, to find the TV set carefully tuned to these weak signals while the strong, translated signals have been ignored.

We maintain one system where this has become a serious problem. Explanatory labels have been stuck to every outlet plate with little or no effect. I'm considering the extreme measure of adding a 'spoiler' signal at the head-end to make it impossible to tune in the untranslated channels.

Another approach to this problem is for the system to carry both translated and untranslated channels. Those who are troubled by the pre-echo can retune to the translated channels while those who aren't need not bother. The main disadvantage is that the system must carry eight instead of four channels, which implies extra cost if the head-end is channelised or reduced output levels if it's broadband. But it simply isn't worth the trouble, because call-outs still arise. Those with pre-echo usually don't think to retune, even when an explanatory leaflet has been distributed.

Despite all this, channel changing is sometimes the only answer. Typical of an installation where frequency shifting had to be used was a high-rise hospital building half a mile from a 5kW transmitter. Some wards had floor-to-ceiling glass at the side facing the transmitter, with the TV set standing just in front. There was nothing wrong with the TV sets, the flyleads or anything else, but pre-echo was an annoying niggle with an otherwise excellent system, and eventually something had to be done.

Why, you might reasonably ask, should anything be done? If there's so much signal, why not just connect all the sets to set-top aerials? In fact the hospital technicians had fitted set-top aerials in some of the wards that faced the transmitter, but this meant that the satellite channels, which were being distributed at UHF, were lost. It's not acceptable to have patients and staff fiddling about behind the TV sets changing aerial connections all the time. There will soon be aerial socket damage.

A more serious disadvantage of using set-top aerials arose in the wards that faced away from the transmitter. The field strength was less here, but still enough to cause direct signal pick-up. But most of the direct signal was not in fact so direct, having been bounced off a nearby tower

block. As a result the set-top aerials were useless because of ghosting.

Where responsibility for all the TV sets at a site rests in one place, incorrect tuning (to the untranslated channels) is less likely. Patients and nursing staff are less likely to tamper than people in their own homes.

### In Conclusion

Pre-echo is often an unexpected problem that spoils the results obtained from a well planned and executed communal TV system. Even when the installer is aware of the possibility of pre-echo, the constraints of cost and competitive tendering may lead to chances being taken. In such circumstances assessing the possibility of pre-echo is very difficult.

I hope that the facts presented in this article will help contractors to take into account the likelihood of pre-echo problems and thus be able to tender more competitively. ■

## TELEVISION INDEX/DIRECTORY AND FAULTS DISCS PLUS REPRINTS SERVICE

### INDEX DISC

Version 4 of the computerised index to TELEVISION magazine covers Volumes 38 to 45 (1988 - 1995). It has thousands of references to TV/VCR fault reports and articles, with synopses. A TV/VCR spares guide, an advertisers list and a directory of trade and professional organisations are included. The software is easy to use and very quick. It runs on any IBM or compatible PC with 512K RAM and a hard disc.

Price £30 (3.5"HD, alternatively 3.5DD" or 5.25" if required)

Those with previous versions can obtain an upgraded version for £15. Please quote serial number of original disc.

### FAULT REPORT DISCS

Each disc contains the full text for TV, VCR, camcorder, satellite TV and CD fault reports published in individual volumes of TELEVISION, giving you easy access to this vital information. Note that the discs cannot be used on their own, only in conjunction with the Index disc: you load the contents of the Fault Report disc on to your computer's hard disc then access it via the Index disc. Fault Report discs are now available for:

Volume 41 (November 1990 - October 1991)  
Volume 42 (November 1991 - October 1992)  
Volume 43 (November 1992 - October 1993)  
Volume 44 (November 1993 - October 1994)  
Volume 45 (November 1994 - October 1995)

Price £15 each (3.5"HD, alternatively 3.5"DD or 5.25" if required)

### REPRINTS

Reprints of articles from TELEVISION back to 1986 are also available: ordering information is provided with the index, or can be obtained from the address below. Hard copy indexes of TELEVISION are available for Volumes 38 to 45 at £3.50 each.

All the above prices include UK postage and VAT where applicable. Add an extra £1 postage for overseas EC orders, or £5 for non-EC overseas orders. Cheques should be made payable to SoftCopy Ltd. Allow 28 days for delivery (UK).

**SoftCopy Limited, 1 Vineries Close, Cheltenham  
GL53 0NU, UK. Telephone 01242 241 455**

15/80H	3.83	2SC2073	0.77	2SD639	0.60	BC252B	0.07	BF470	0.33	BY399	0.11	HA13119	2.05	MJE18004	1.80	STR7358	5.81	TDA1519A	2.74	TD4817FS	3.81
1N4001	0.04	2SC2078	0.86	2SD657	0.38	BC258	0.09	BF493	0.36	BYD14J	0.26	HA13403	3.59	MJE2955	0.68	STR4090	6.28	TDA1520B	2.48	TD48180	4.87
1N4002	0.07	2SC2120	0.23	2SD669A	0.64	BC300	0.48	BF494	0.12	BYD33D	0.43	HA1377	2.62	MJE295T	0.68	STR4211	1.63	TDA1521	3.36	TD48190	2.91
1N4003	0.05	2SC2166	1.29	2SD716	1.46	BC301	0.28	BF757	0.43	BYD33J	0.27	HA51338SP3	7.69	MJE3055	0.52	STR441	28.40	TDA1524A	1.88	TD48305	7.21
1N4004	0.00	2SC2229	0.28	2SD718	2.21	BC303	0.24	BF758	0.32	BYD33M	0.21	HM6232	10.46	MJE3055T	0.74	STR451	9.50	TDA1553Q	4.79	TD48380	2.53
1N4005	0.07	2SC2314	1.66	2SD734	0.26	BC307	0.06	BF759	0.38	BYV10-40	0.38	HM6251	9.57	MJE340	0.50	STR50020	23.02	TDA1554Q	8.12	TD48503	2.13
1N4006	0.06	2SC2235	0.36	2SD762	1.80	BC307B	0.14	BF760	0.26	BYV95B	0.19	JOB	0.00	MN650	5.98	STR50103	4.10	TDA1670A	2.98	TD4910	1.87
1N4007	0.06	2SC2236	0.36	2SD820	5.06	BC307C	0.15	BF762	0.30	BYV95C	0.21	KA2206	1.32	MPSA06	0.35	STR54041	4.36	TDA1675A	3.65	TEA1039	2.14
1N4148	0.06	2SC2240	0.16	2SD837B	1.12	BC308	0.06	BF788	0.52	BYV96D	0.27	KA2223	0.60	MPSA42	0.23	STR5412	4.38	TDA1701	2.65	TEA2018A	1.70
1N5061	0.00	2SC2271	0.67	2SD856	1.03	BC308A	0.09	BF869	0.25	BYW56	0.21	KA2263	0.55	MPSA43	0.15	STR58041	6.41	TDA1770A	30.29	TEA2029C	5.69
1N5062	0.01	2SC2274	0.35	2SD863	0.35	BC308C	0.06	BF870	0.29	BYW96E	0.65	KA8301	1.46	MPSA55	0.26	STR59041	6.67	TDA1872A	4.83	TEA2031A	3.40
1N5400	0.07	2SC2314	0.38	2SD869	5.18	BC309	0.04	BF871	0.41	BYX55600	0.23	KA6210AH	6.15	MPSA92	0.18	STR6020K	15.05	TDA1905	2.12	TEA2164	2.96
1N5401	0.14	2SC2335	1.12	2SD870	3.08	BC309C	0.14	BF959	0.18	BYX71600	1.45	KSR1001	0.14	MR854	0.65	STR6020K15	1.16	TDA1908A	2.14	TEA2165	4.27
1N5402	0.12	2SC2458	0.14	2SD871	5.81	BC327	0.10	BF960	0.30	BZK61120	0.62	KSR1004	0.14	MR856	0.18	STR64420	5.38	TDA1950	1.86	TEA2165A	9.58
1N5404	0.13	2SC2482	0.35	2SD880	0.36	BC327B	0.17	BF966	0.26	BZK6112	0.19	L200CV	2.19	NE5556	0.40	T6064V	2.63	TDA2002	1.12	TEA5101A	3.95
1N5406	0.12	2SC2482	0.35	2SD882	0.43	BC328	0.07	BF966	0.26	BZK61120	0.09	LA1503	1.29	NE646N	4.45	T6076V	5.04	TDA2003	0.90	TEA5115	2.81
1N5408	0.09	2SC2581	3.08	2SD898B	6.41	BC337	0.14	BF970	0.30	BZK6120	0.19	LA4270	2.73	OA90	5.03	T9053V	0.93	TDA2004	2.57	TIC1060	0.92
1N914	0.04	2SC2603	0.25	2SD965	0.67	BC337L	0.22	BF970	0.78	BZK6127	0.19	LA4275	0.89	OC71	1.23	T9064V	1.51	TDA2005	1.63	TIC106M	0.75
2N2222	0.22	2SC2625	2.94	2SD973	0.38	BC338	0.06	BF990	0.59	BZK6112	0.19	LA2300V	1.95	NE592N	1.91	T9064V	1.51	TDA2005	1.63	TIC106M	0.75
2N2222A	0.23	2SC2655	0.31	2S1115	7.69	BC368	0.17	BF990	0.59	BZK6112	0.19	LA2300V	1.95	NE592N	1.91	T9064V	1.51	TDA2005	1.63	TIC106M	0.75
2N2369A	0.18	2SC2705	0.22	2S1117	3.06	BC369	0.11	BF991	0.60	BZK61120	0.11	LA4210	2.29	DA200	4.25	T9053V	0.93	TDA2004	2.57	TIC1060	0.92
2N2907	0.20	2SC2724	0.19	2S1924A	0.36	BC372	0.43	BF991A	0.92	BZK6120	0.19	LA4270	2.73	OA90	5.03	T9053V	0.93	TDA2004	2.57	TIC1060	0.92
2N3053	0.38	2SC2979	2.74	2S1994	0.61	BC461	0.31	BF996	0.35	BZK6127	0.19	LA4275	0.89	OC71	1.23	T9064V	1.51	TDA2005	1.63	TIC106M	0.75
2N3055	0.50	2SC3117	0.60	3S888	2.57	BC517	0.14	BF996	0.35	BZK6127	0.19	LA4275	0.89	OC71	1.23	T9064V	1.51	TDA2005	1.63	TIC106M	0.75
2N3440	0.35	2SC3153	2.40	74LS247	0.62	BC546A	0.07	BR100	0.21	BZK6156V	0.11	LA4440	1.80	PC814	0.33	T9064V	1.51	TDA2005	1.63	TIC106M	0.75
2N3442	1.00	2SC3156	6.61	7805	0.78	BC546B	0.12	BR103	0.53	BZK6156V	0.07	LA4445	2.99	PIC16C57XSD	6.61	T9064V	1.51	TDA2005	1.63	TIC106M	0.75
2N3707	0.12	2SC3179	0.82	7806	0.60	BC547	0.11	BR303	1.22	BZK617V5	0.09	LA4660	2.31	RZM	0.61	T9064V	1.51	TDA2005	1.63	TIC106M	0.75
2N3773	1.34	2SC3182	2.49	7808	0.72	BC547A	0.04	BR444	1.02	BZK618V2	0.19	LA4661	1.71	R4050	3.80	T9064V	1.51	TDA2005	1.63	TIC106M	0.75
2N3819	0.55	2SC3199	0.43	7809	0.69	BC547B	0.11	BR449	0.43	BZK618V2	0.09	LA4665	2.99	R4051	4.04	T9064V	1.51	TDA2005	1.63	TIC106M	0.75
2N3904	0.32	2SC3225	0.60	7812	0.52	BC548A	0.11	BR455	1.20	BZK619V	0.30	LA4676	2.99	RB156	2.48	T9064V	1.51	TDA2005	1.63	TIC106M	0.75
2N3906	0.00	2SC3242	0.19	7815	0.82	BC548B	0.06	BR456	0.96	BZK619V	0.43	LA4676	2.99	RC4558	0.40	T9064V	1.51	TDA2005	1.63	TIC106M	0.75
2N4123	0.30	2SC3310	2.12	78L05	0.35	BC548C	0.06	BR500	0.75	BZK619V	0.09	LA4700	4.27	REGBABY10	17.56	T9064V	1.51	TDA2005	1.63	TIC106M	0.75
2N5296	0.69	2SC3311	0.29	78M05	0.35	BC549B	0.11	BSS38	1.77	BZK619V	0.11	LA6358S	0.60	RGP10G	0.26	T9064V	1.51	TDA2005	1.63	TIC106M	0.75
2SA1013	0.35	2SC3330	0.26	7905	0.35	BC550	0.15	BSS38	1.77	BZK619V	0.11	LA6358S	0.60	RGP10G	0.26	T9064V	1.51	TDA2005	1.63	TIC106M	0.75
2SA1015	0.11	2SC3355	0.96	7915	0.58	BC550C	0.09	BT139600	1.29	BZK619V	0.10	LA6510	2.94	RGP15G	0.33	T9064V	1.51	TDA2005	1.63	TIC106M	0.75
2SA1015GR	0.11	2SC3355	0.96	7915	0.58	BC550C	0.09	BT151500R	1.44	BZK619V	0.10	LA6510	2.94	RGP15G	0.33	T9064V	1.51	TDA2005	1.63	TIC106M	0.75
2SA1016	0.26	2SC3420	0.55	AA143	0.13	BC557	0.05	BT151800	1.15	BZK619V	0.07	LA7520	4.80	RGP15J	0.44	T9064V	1.51	TDA2005	1.63	TIC106M	0.75
2SA1020	0.44	2SC3423	0.60	AC127	0.52	BC557A	0.15	BUI04	1.43	BZK619V	0.08	LA7801	1.41	RGP30M	0.30	T9064V	1.51	TDA2005	1.63	TIC106M	0.75
2SA1029	0.26	2SC3502	0.45	AC151	0.52	BC557B	0.08	BUI05	1.07	BZK619V	0.09	LA7820	2.41	RGP30M	0.30	T9064V	1.51	TDA2005	1.63	TIC106M	0.75
2SA1048	0.19	2SC3556	0.18	AC159K	0.40	BC558B	0.06	BUI06	1.44	BZK619V	0.05	LA7830	1.88	S2000A	1.98	T9064V	1.51	TDA2005	1.63	TIC106M	0.75
2SA1286	0.60	2SC3679	4.45	AC187K	0.53	BC560C	0.06	BUI08	1.44	BZK619V	0.13	LA7835	1.88	S2000A	1.98	T9064V	1.51	TDA2005	1.63	TIC106M	0.75
2SA1370	0.43	2SC3788	0.77	AC188	0.40	BC635	0.19	BUI08	1.44	BZK619V	0.11	LA7837	1.63	S2000AF	2.62	T9064V	1.51	TDA2005	1.63	TIC106M	0.75
2SA1489	2.40	2SC3795	1.97	AC188K	0.82	BC636	0.19	BUI08	1.44	BZK619V	0.11	LA7837	1.63	S2000AF	2.62	T9064V	1.51	TDA2005	1.63	TIC106M	0.75
2SA1706	0.52	2SC3795B	2.63	AD149	0.52	BC637	0.14	BUI08	1.44	BZK619V	0.11	LA7837	1.63	S2000AF	2.62	T9064V	1.51	TDA2005	1.63	TIC106M	0.75
2SA562	0.17	2SC3807	0.84	AF124	1.75	BC639	0.09	BUI08	1.44	BZK619V	0.11	LA7837	1.63	S2000AF	2.62	T9064V	1.51	TDA2005	1.63	TIC106M	0.75
2SA564	0.33	2SC3883	5.92	AF125	0.82	BC640	0.06	BUI08	1.44	BZK619V	0.11	LA7837	1.63	S2000AF	2.62	T9064V	1.51	TDA2005	1.63	TIC106M	0.75
2SA608	0.24	2SC3892A	0.79	AF126	2.23	BC679	0.40	BUI08	1.44	BZK619V	0.11	LA7837	1.63	S2000AF	2.62	T9064V	1.51	TDA2005	1.63	TIC106M	0.75
2SA673	0.12	2SC3953	4.72	AF127	0.77	BC717	0.27	BUI08	1.44	BZK619V	0.11	LA7837	1.63	S2000AF	2.62	T9064V	1.51	TDA2005	1.63	TIC106M	0.75
2SA684	0.43	2SC4106	2.05	AF139	0.29	BD131	0.26	BUI08	1.44	BZK619V	0.11	LA7837	1.63	S2000AF	2.62	T9064V	1.51	TDA2005	1.63	TIC106M	0.75
2SA733	0.18	2SC4242	2.31	AN5265	1.76	BD132	0.26	BUI08	1.44	BZK619V	0.11	LA7837	1.63	S2000AF	2.62	T9064V	1.51	TDA2005	1.63	TIC106M	0.75
2SA769	1.29	2SC4517	4.70	AN5435	1.46	BD135	0.33	BUI08	1.44	BZK619V	0.11	LA7837	1.63	S2000AF	2.62	T9064V	1.51	TDA2005	1.63	TIC106M	0.75
2SA844	0.26	2SC4517A	2.52	AN5512	1.01	BD136	0.20	BUI08	1.44	BZK619V	0.11	LA7837	1.63	S2000AF	2.62	T9064V	1.51	TDA2005	1.63	TIC106M	0.75
2SA872	0.35	2SC4548	0.12	AN5515	1.29	BD137	0.46	BUI08	1.44	BZK619V	0.11	LA7837	1.63	S2000AF	2.62	T9064V	1.51	TDA2005	1.63	TIC106M	0.75
2SA872A	0.35	2SC4742	4.70	AN5521	1.66	BD139	0.18	BUI08	1.44	BZK619V	0.11	LA7837	1.63	S2000AF	2.62	T9064V	1.51	TDA2005	1.63	TIC106M	0.75
2SA916	0.57	2SC536	0.30	AN6610	0.94	BD140	0.24	BUI08	1.44	BZK619V	0.11	LA7837	1.63	S2000AF	2.62	T9064V	1.51	TDA2005	1.63	TIC106M	0.75
2SA933	1.00	2SC639	0.56	AN7161N	3.47	BD203	0.47	BUI08	1.44	BZK619V	0.11	LA7837	1.63	S2000AF	2.62	T9064V	1.51	TDA2005	1.63	TIC106M	0.75
2SA940	0.82	2SC710	0.12	AN7171K	4.74	BD232	0.45	BUI08	1.44	BZK619V	0.11	LA7837	1.63	S2000AF	2.62	T9064V	1.51	TDA2005	1.63	TIC106M</	

**1000's** Thousands of semiconductors I.C's etc.  
of video parts, heads, belt kits etc.  
of remote controls. etc. etc.  
**80,000** over 80,000 database records to help find the difficult  
video parts quickly. Stock availability & price in seconds

We compete on **QUALITY** - We compete on **SERVICE**  
We will not compromise and yet our prices are often less.

**.....and look at the special offers.**

(strictly while stocks last)

BU208A	X 5	£4.95	BUT11AF	X 5	£3.45
BU508A	X 5	£3.60	BU426A	X 5	£3.75
BU508AF	X 5	£5.00	TDA4601	X 2	£2.55
BUT11A	X 5	£2.25	TDA3654	X 2	£2.50
Philips type 1.2 volt	Back up battery	X 5			£4.50
Philips type 2.4 volt	Back up battery	X 5			£8.75
Scart - Scart lead 1.5m	Fully wired	X 2			£2.90
3V29 etc.	Belt kit	X 5			£4.50
3V35/36 etc.	Belt kit	X 5			£4.25
VT11E etc.	Belt kit	X 5			£5.50
Standard video sensor lamp		X 10			£2.50
Std video sensor lamp + plug		X 10			£4.00
Thorn TX9/10 Remote control		each			£7.49
Thorn TX10 Green spot LOPTX		each			£14.95

**.....and now ask for a full price list.**

(please add £1.00 handling all + VAT)

**YOU!!!**



**NEED ECONOMIC**

- \*Economic supply TV & Video parts. **VERY FAST**
- \*Our experienced staff **WANT** to help you !!
- \*We can give you an instant answer from our database that contains over **80,000** items and we can give that answer **IN SECONDS**
- \*If we cannot find it immediately

- \*We will **'SEARCH THE HEAVENS'**
- \*We will hassle our suppliers
- \*We will hassle the manufacturer
- \*We will make phone call after phone call
- \*We will send Fax after Fax on your behalf
- \*WE WILL DO ALL THIS FOR YOU**

\*We do it willingly and for free - **YOU NEED ECONOMIC!!**

**Satellite PSU Repair / Refurb kits**

**Over 20000 kits sold**

Experience in one of the largest repair centres has shown that all repairs to Power supply units require special treatment with not only the obviously faulty parts being replaced but a number of others also changed to ensure a satisfactory repair. Experience shows that up to 50% of all power supply repairs 'bounce' unless the correct procedure and the correct precautionary changes to certain components are made.

At last 4 repair kits are available to cover the majority of all Amstrad and Pace receivers each with a simple to understand instruction sheet to guide you through the correct way of repairing and refurbishing satellite receiver

	MANUFACTURER	MODEL NO.		PRICE
SATKIT1	PACE	PRD800	PRD900	£6.95
SATKIT2	PACE	SS9000	SS9200	£6.95
		SS9010	SS9210	
		SS9020	SS9220	
SATKIT3	AMSTRAD	SRD510	SRD520	£6.95
SATKIT4	AMSTRAD	SRD500		£6.95

Please add £1.00 handling all + VAT

**Economic Devices**  
**PHONE (01902) 773122 FAX (01902) 29052**


32 Temple Street, Wolverhampton WV2 4 AN, United Kingdom.

International Phone ++ 44 1902 773122 Fax ++ 44 1902 29052

Also available - D2mac Decoders - RTL Decoders - Secam/PAL Transcoders - A/B Switches  
Tone Switches - Multiswitches - Please phone for current prices.  
Larger Quantity Trade enquiries welcomed.

# TV Fault Finding

Reports from Philip Blundell, AMIEEIE, Glyn Dickinson, Mike Orr, Stephen Leatherbarrow, G.M. Colebourne, Brian Storm, Nick Beer, Terry Lamoon and Chris Watton



## Hitachi CPT1454 (NP84CQ Chassis)

This set would come on for a split second then go dead. The overvoltage thyristor was firing. If the set was started up gradually by using a variac, it would keep working and the 103V and 200V supplies would be established correctly – the overvoltage circuit monitors the 200V supply. Resistance checks in the protection circuit showed that R909 (180k $\Omega$ ) had fallen in value. As a result the set tripped early. **P.B.**

## Grundig P17/649/12 (CUC5200 Chassis)

There was no sound or vision, just a blank white screen. Voltage checks showed that the 12V +B supply was low at 8V. Tests in the 12V regulator circuit showed that the voltage at the base of transistor T672 was also low. It's connected to the U/standby control line, which is used to switch off the +B supply for standby operation. Transistor T835 (BC548) turned out to be leaky. **P.B.**

## Hitachi CPT2078 (NP83CQ 2 Chassis)

There was a strange picture with no

colour: the verticals were bent and smeared. The teletext panel was not to blame, but the picture was restored to normal when the AV panel was bypassed. The cause of the trouble was the HEF4066 chip IC1201. **G.D.**

## Philips GR1-AX Chassis

This portable wouldn't start up, though the HT was present and a slight grunt could be heard. The start-up pulse was present at the volume input of the TDA8305 chip, which contains the line oscillator, but the set wouldn't kick off. The chip wasn't to blame however. Much investigation brought us to L5524 (1.5mH) in the start-up feed to the line driver stage. It had gone high-resistance, a replacement restoring the line drive. We've since had a second set with the identical fault. **G.D.**

## Blaupunkt FM120

This is a chassis that will not be familiar to most readers. The sets are very reliable, the main trouble being caused by the line output transformer which, when faulty, causes tripping at switch on (arcing can usually be seen through the casing). The focus control usually has to be replaced at the same time.

After we'd carried out these repairs to one particular set the customer complained that it took progressively longer to come on. There's no mains switch on this model, as a relay powered from the standby transformer switches the main power supply on. The relay clicked as usual, but the power supply remained dead. Replacing the three electrolytics C420 (1 $\mu$ F, 63V), C426 and C429 (both 100 $\mu$ F, 25V) and the TDA4600 chopper control chip restored normal operation. **G.D.**

## Mitsubishi CT25A2STX

This set had an intermittent fault with rather obscure symptoms. A

way dot pattern was superimposed on the picture. The luminance response was also affected, and at times the picture blanked out completely. Teletext was OK.

Tests showed that the luminance signal was present wherever it should be. In the fault condition the feedback pin of the VCJ chip was at 1.5V instead of 3.5V. Freezing this chip cured the fault – but replacing it didn't! When we checked the blanking voltage from the teletext board we found that it was at 0.6V instead of 0V. The culprit turned out to be the JC501Q transistor Q7705 on the text board. **M.O.**

## Panasonic TX21V1 (Alpha 2 Chassis)

Most of the Nicam faults we get are caused by incorrect adjustment or a faulty IF unit. This set failed to produce Nicam sound and the display showed neither the Nicam symbol nor the mono one. On investigation we found that the 6.55MHz oscillator wasn't running. The cause of this was eventually traced to the 0.01 $\mu$ F capacitor C2549 which is connected to pin 9 of IC2502, the carrier APC detect pin. After replacing this capacitor and carrying out 6.55MHz adjustment the set worked correctly. **M.O.**

## Toshiba 210T6B

This set produced a pale, indistinct raster whose brightness didn't alter when the brightness control was adjusted. I suspected that a sort of reflected brightness within the tube was the cause of the trouble, as a result of the raster being deflected off the viewing area. This proved to be the case, the culprit being the field scan coupling capacitor C316 (4,700 $\mu$ F, 25V). This fault can also cook up R327, which is in the supply to the field output chip. **M.O.**

## Mitsubishi CT29B2STX

This set had a rare fault these days, north/south distortion. With the

29in. tube, the symptom looked pretty bad. There's a 2SA950 30V switch transistor (Q4009) on the NS correction panel. It was supplying only 2.3V. A replacement cured the fault. **M.O.**

### **Panasonic TX25A2X (Alpha 3 Chassis)**

The picture had no colour. Checks around the colour decoder chip IC601 showed that the reference oscillator wasn't working. Instead, there was a pulsating line pulse at this pin (21). In addition the chroma input at pin 15 was going from zero to maximum amplitude.

This is a multi-standard colour decoder chip, with an NTSC as well as a PAL crystal. Removing the NTSC crystal stopped the pulsating waveforms, but replacing the crystals and oscillator components didn't help. The culprit turned out to be the 0.01 $\mu$ F ceramic capacitor connected to pin 14 (labelled DC feedback) of the chip. Well, you would know by now that these ceramic capacitors in Panasonic receivers have a bad reputation. **M.O.**

### **Philips CP90 Chassis**

There was intermittent tripping, also patterning on the screen. It was difficult to narrow down the cause of the patterning to a particular section of the set, because there was both a dot pattern of the sort caused by arcing and the more usual herringbone effect. The latter also varied wildly, being reminiscent of sound-on-vision. These effects were all caused by C2691 in the power supply. This 330 $\mu$ F, 25V electrolytic had gone low in value. **S.L.**

### **Goodmans 2575**

This 25in. Nicam set produced no red output from the TEA5181A RGB output chip, which is mounted on the tube's base panel. We soon traced the cause to the 68k $\Omega$  resistor R26, which was open-circuit. We replaced the corresponding resistors in the G and B channels as well, R28 and R29 respectively, as their values had drifted somewhat. **S.L.**

### **Salora J Chassis**

This receiver would at random produce the dead set symptom. In fact it produced the sort of half working/low output state that's characteristic of one of these sets in trouble. DB720, a 15V zener diode connected to pin 5 of the LF0041 chopper control chip HB1, was found to be intermittently leaky.

The cause of a recent case of a dead set with no 15V input to the 12V regulator chip ICB500 was traced to rectifier diode DB507 (EGP20D) being open-circuit. **S.L.**

### **Philips CP90 Chassis**

This seems to be something of a stock fault with these sets. D6665 (1N4148) becomes leaky, producing the dead set symptom. It's connected to pin 5 of the CNX62 optocoupler in the power supply, via R6665 (4.7 $\Omega$ ). **S.L.**

### **ITT Monoprint B Chassis**

This set would go to standby very intermittently. We found that as the temperature rose the TDD1605S 5V regulator chip IC405 became leaky between its input pin and chassis. **S.L.**

### **Salora 1G3A**

An alarming set of symptoms had a very simple cause. The symptoms were a bright, blank raster, no sound and lack of width. All were caused by a dry-joint at the base of transistor TB18. **S.L.**

### **Goodmans 5160**

At switch on this set produced a flooded white raster in both the TV and text modes. If the set was left to run in the TV mode a picture would gradually emerge from the fog. The text display remained white and blank. When we checked the supplies to the text board (there are 12V and 5V rails) with a scope, large line-rate pulses were seen on the 12V supply. C629 (100 $\mu$ F, 25V) was found to be partially open-circuit. **S.L.**

### **Philips 2A Chassis**

This set came to us dead with a leaky BU508V line output transistor. A replacement quickly failed, accompanied by squealing. By unloading the line output transformer's secondary windings in turn, we found that the set operated with a blank raster when D6644 was lifted. We eventually discovered that the TDA2579/N5 timebase generator chip IC7535 was faulty. **S.L.**

### **Tatung 160 Chassis**

Intermittent loss of signals is a fault you sometimes get with these sets. While the tuner can be responsible, on several occasions we've found that the resistors which supply the 33V regulator are the cause. In a recent case one of these 3.9k $\Omega$  resistors (R007) had a burn mark around it. The symptoms were

normal pictures following a slight drift/sudden signal loss etc. **S.L.**

### **Hitachi CPT2478 (G6P Chassis)**

There was sometimes no text and very occasionally jumbled text. It didn't take us long to discover that the 12V input at pin 2 of PL1204 on the text board measured only 10.5V. R761 had risen in value from the correct 1 $\Omega$  to 5 $\Omega$ . **S.L.**

### **Panasonic TX29AD1DP (Euro 2 Chassis)**

Excessive width plus parabolic distortion was the problem with this set. When the EW diode modulator driver transistor was removed the width came back in, but a replacement still gave excessive width. The parabolic waveform from the digital pack looked good when checked with a scope, and all the transistors in the EW drive circuit checked all right when out of circuit. Despite this, a new BC547B transistor in position Q593 – this is the emitter-follower at the base of the EW driver transistor – restored normal scanning. **B.S.**

### **Panasonic TX25X1DP (Alpha 4 Chassis)**

This Dolby Pro-Logic set had no output from the front speakers. The reason for this became obvious when the back had been removed: C81 and C83 on the sound processor board had exploded. They are the output coupling capacitors associated with the two-channel audio amplifier chip U11 which was short-circuit, placing 35V across C81 and C83. The fact that they are rated at 25V explains their distress. A replacement LA4280 audio chip and two new 2,200 $\mu$ F capacitors restored the sound. **B.S.**

### **Panasonic TX29AD1 (Euro 2 Chassis)**

This set displayed dark vertical lines down magenta or purple parts of its picture. As the luminance and chroma signal processing is carried out digitally, in I1601 on board A, it seemed sensible to replace this VDP3108-25 chip. Fortunately this cleared the fault. **B.S.**

### **Panasonic TX2 (Alpha 1 Chassis)**

Dark, defocused bars would move slowly down the screen when this set was switched on from cold. Increasing the brightness made the effect worse, but the symptom cleared after a few minutes to leave a good picture. The cause of the

trouble was an ageing picture tube. We were able to minimise the effect by careful adjustment of the tube's drive and first anode voltages. **B.S.**

### JVC C210EKY

The owner of this set complained of intermittently excessive red – adding that the aerial socket seemed to be the cause because he could clear the fault by moving the aerial plug. Tuner-mounted aerial sockets make a wonderful handle with which to disturb a set's inner workings! The cause of the fault turned out to be intermittent loss of the luminance signal, which we traced all round the set from its source at pin 9 of the IF module to an invisibly cracked joint at pin 18 of the colour decoder chip IC201. There should be an 0.6V peak-to-peak luminance signal at this pin. **G.M.C.**

### Goodmans 1410

Two of these portables were completely dead when they arrived. In both cases there was no power supply start up because one of the three series-connected 68kΩ resistors was open-circuit. One of them, RP44, is rated at only 0.25W. It hides beneath two large, green power resistors. The other two 68kΩ resistors are rated at 0.5W. We replaced them all with 1W resistors to ensure a long and happy life. **G.M.C.**

### Philips 2A Chassis

No results with a low HT output from the power supply, recovering to 140V when the H-scan drive plug M17 is removed, can be caused by a faulty line output transformer. Richard Newman reported no faulty LOPTs back in December 1992, when he wrote an excellent article on the chassis. But I've had three cases of LOPT failure recently. **G.M.C.**

### Samsung CI5030AN

This six-month old set had been taking an hour to produce a picture – and the time was getting longer! "No picture" turned out to be no line lock. Restoring the H sync preset to the centre of its lock-in range, about 20° clockwise, was all that was needed. The set has been OK for over four months now. **G.M.C.**

### JVC AV21F1 (JX Chassis)

The cause of intermittent shut down was quickly traced to faulty line output transformer connections, especially pin 18 which is

connected to the collector of the line output transistor. To prevent these joints cracking the pins are soldered into board eyelets, as in Panasonic sets. As a result the joint doesn't crack around the pin, it cracks around the eyelet instead.

The 5V regulator IC522 in this chassis also suffers from cracked joints. But my favourite one is intermittent loss of signals because of a crack at the 4MHz crystal inside the synthesis tuner. **G.M.C.**

### Hikona RM2002

The fault with this 14in. portable led me a dance for a while. The symptom was a very intermittent crackle, which was fairly loud, over the sound. I was able to establish quite quickly that the symptom occurred even with the volume control at minimum – in fact the volume control setting had no effect on it – and also that the cause was not associated with the output stage – disconnecting the input to the TDA820 audio output chip silenced the crackle.

The cause of the noise had to come after the volume control, which I discovered (I had no circuit diagram) is in the TA7608AM IF chip – the volume control connection is at pin 3. When this pin was disconnected the fault cleared – but the noise wasn't coming out of this chip!

There are various coupling and decoupling capacitors between these two ICs, also a screened lead across the top of the PCB. The cause of the problem turned out to be a 47μF tantalum coupling capacitor – under the screening can. When hooking it out and thinking about the fault I couldn't help remembering Les – even though it wasn't a blue tant! **N.B.**

### Panasonic TX21V2 (Alpha 4 Chassis)

There was an interesting problem with this delightful set: all the on-screen displays, i.e. the channel numbers, the control bars etc., were black. In other words the blanking was correct but there were no on-screen display RGB drives. Teletext was OK.

The RGB drives for the features affected come from pins 42, 43 and 44 of the microcontroller chip, with the blanking coming from pin 41. The signals were all present and correct at these pins. They should have arrived at pins 11, 12 and 13 of IC3302, but were very low here.

The signals are buffered by transistors Q3330/1/2, where the

DC conditions were correct. They were not correct at regulator Q3301 however. In fact the circuit voltages here were the wrong way round, with Q3301's base voltage being very low. Cold checks in this area failed to reveal any faults, but this is a Panasonic set and C3304 is an 0.01μF ceramic capacitor! A replacement put matters right. **N.B.**

### B & O 7100

The height was very slightly down, the customer complaining that it varied as well. It's not unknown in this chassis. The field linearity control, a vertically-mounted miniature preset on the bottom deflection PCB, had poor wiper contact. The metal of the wiper assembly tends to crack. As a result the wiper contact becomes poor or open-circuit. **N.B.**

### Sony KV1462

This little portable had been working fine until someone tried to retune channel 4 after some aerial work. The set searched, and the stations could be seen, but it didn't stop at any station – the AFT LED never came on. This set contains an infamous IF can. Sure enough there were dry-joints at the AFT and vision demodulator transformers. The usual symptom is loss of vision, because the vision demodulator transformer becomes dry-jointed first. **N.B.**

### Matsui 1436

Field collapse was the symptom with this set. The supply to the field output stage was OK, and I was beginning to suspect the chip. But I decided to check the service switch to make sure that it was in the correct position – I've been caught out by this before. It didn't work, but I did notice that when the switch was moved the field tried to expand. Investigating this further brought me to Q601 where the voltage was low. Its feed resistor R608, a safety type, was open-circuit. Replacing this resistor and Q601 restored full field scanning. **T.L.**

### Alba CTV10

This is one of those 10in. portables that can be powered by a 12V car battery and are thus very popular with lorry drivers and carvanners. You get a lot of them in during the summer months. This model is the same as the Akura CX10, and suffers from the same problem.

The usual complaint is that the set goes off after a while. I tested this one for several days but the fault

wouldn't show up, even when I tapped the set. I knew the fault was there however, so I eventually tried some heating with the hairdryer, concentrating on the regulator. Sure enough the set shut down. A check then showed that there was no output voltage from this chip. After replacing it there were no more problems. The chip is prone to break down when hot. When fitting the replacement, remember to put on heatsink cream and tighten it together well. **T.L.**

**Matsui 2091**

This set showed no signs of life, though the power supply was working all right. On closer inspection of the power supply outputs I noticed that there was a dry-joint at D803S. Resoldering this restored the sound and picture. As a precaution some other poor connections, in the line output stage, were resoldered as well. **T.L.**

**Philips CP110 Chassis**

Poor start up was the complaint with this set, which had been a real pain. Now on its third visit to the workshop in five days, it worked perfectly no matter whether it was

hot or cold. By now we had changed various bits in the power supply, read up on all the stock faults, been there, done that. I took it back to the customer and assured him that it would be OK – I must stop doing this. Much red-faced embarrassment when, after fixing the set to its stand and switching it on, there was trip, trip, trip.

If only to try to lay the blame at someone else's door, I decided to check the mains supply voltage. It was 244V. I knew that our workshop mains supply voltage is only 235V, so I connected the set via a variac and tried various input voltages. This proved that it wouldn't work above 240V. The culprit turned out to be C2690 (100µF, 50V) on the mains overvoltage subpanel. It read only a few microfarads. After fitting a replacement the set worked fine, starting perfectly at all inputs between 200-265V from our variac. **C.W.**

**Sanyo CBP3024**

This set was slightly off tune all the time, had a kink in the verticals and slight background grain on some pictures. Attempts at adjusting the AFC and vision detector circuits

only made matters worse. The cause of the fault was eventually traced to C115, an 0.47µF, 63V electrolytic. **C.W.**

**Salora L50 Chassis**

This set's power supply wouldn't start up. Experience has shown us that electrolytics are suspect in these sets. The culprit turned out to be C601 (10µF, 63V). **C.W.**

**Sony KV1412**

If the set is dead and the mains supply components are OK, check whether R602 (2.2MΩ) is open-circuit or high in value. This seems to be a fairly common fault with these sets. **C.W.**

**Ferguson ICC5 Chassis**

The tuning mode could be entered and the correct channel number could be set. But there was no variable tuning voltage at the input to the tuner and thus no signals. The voltage just stuck at 20V. There was plenty of activity at pin 9 of the phase-locked loop chip IT20, but because TT12 (BC547) was open-circuit it couldn't affect the tuner unit. A new transistor restored all stations. **C.W.**

**NEW STOCK — NEW STOCK**

- AKAI: VS400/765/VSF222/310/410 SERIES: FRONT LOADING GEAR (MZ387333) =VS4687G=110
- AKAI: SERIES AS ABOVE: TENSION BAND (ML390768J) =TB=310
- ALBA/DAEWOO: PINCH ROLLER=PW3205=180
- AMSTRAD: DD8900/VCR8600/8604/8700/8800: GEAR FF (153210) =VS4674G=115
- FERGUSON: FV61LV/62LV/67HV: VIDEO HEAD ASS+LOWER DRUM (2 HEAD) =VH8238G=3999
- FERGUSON: FV61LV/62LV/67HV/68TX/70B/71LV/74LVX: BELT KIT =BK1058=085P
- FERGUSON: FV67HV/68TX/77: VIDEO HEAD COMPLETE WITH DRUM+MOUNTING (6H) =VH8236G=
- HITACHI: VTM728/740/746/756/840/920/930: CLEANING ROLLER (7472125) =VS4681G=485
- HITACHI: VTF770/VTM598/720/722/728/753/830: SIDE PLATE (6804982) =VS4682G=815
- JVC: HRD520/720/800/980/HRDX200/HR5800: STOPPER (PQ43525) =VS4690G=049
- MATSUI: VS866/888/VX800/750/880/890: CAM GEAR (850P600141) =VS4684G=375
- MITSUBISHI: HS337/338/421/HSB30/HSE10G: GEAR DRIVE (641C543010) =VS4436G=445
- MITSUBISHI: HSE12/32/52/82/HSM16G/35/55: GEAR REEL UNIT (522C083010) =VS4437GR685
- ORION: COMBI5000/VH1500MRC/VH888/VR2980: MODE SWITCH =MS=650
- PANASONIC: NVD48/NVFS1 NVG20/21/300/NVH65: MODE SWITCH =MS=
- PANASONIC: NVF65/70/75/NVFS100/200/90/NVJ30: SIDE PLATE (VXA4076) =VS4691G=975
- PANASONIC: NVF55/55F/NVJ40/J45/46/48: SIDE PLATE (VXA4468) =VS4680G=1299
- PANASONIC: NV370/480/830PX/780: CLUTCH SUB UNIT (VXP0595) =VS4172G=150
- PANASONIC: NVD48/NVFS55/65/70/NVFS100: RETURN LEVER UNIT (VXA2672) =VS4677G=095
- PANASONIC: NVD48/NVFS55/65/70/NVFS100: RETURN LEVER UNIT RIGHT (VML1858) =VS4678G=095
- PANASONIC: NVD48/NVFS55/65/70/NVFS100: RETURN LEVER UNIT LEFT (VML1857) =VS4679G=095
- SHARP: VCA10/103/1031/106/254/VCD815/VCH80/81: MASTER CAM (1129GEZZ) =VS4299G=110
- SHARP: VC780/785/VCA100/VCA140/S011/VC801/VCT72: MASTER CAM (1108GEZZ) =VS4685G=145

**STOP PRESS: RING FOR HOME CINEMA LEADS WITH OXYGEN FREE CABLES**

**NEW CD OPTICAL PICK UPS**

- SANYO: SF91 (6450055966)=CDL1232G=3499
- SAMSUNG: HOPM3=CDL1235G=2525
- SONY: KSS331A/330A=CDL1233G=3825
- SONY: KSS220/162A=CDL1234G=3450

**NEW SEMI CONDUCTORS FOR SONY CD PICK UPS (ICS)**

- CXA1081Q=299, CXD2500AQ=950
- CXA10815=285, CXD2500BQ=475
- CXA1082BQ=475, LA6510=285
- LA6532M=450

**NEW COMPUTER ACCESSORIES LEADS — PLEASE RING FOR PRICE LIST**

- |                           |                             |
|---------------------------|-----------------------------|
| MINI GENDER CHANGER       | MOUSE ADAPTOR & AT MODEM    |
| PS/2 MOUSE ADAPTOR        | AT TO PS/2 KEYBOARD ADAPTOR |
| KEYBOARD EXTENSION CABLE  | JOYSTICK ADAPTOR CABLE      |
| MICE                      | SPONGE MOUSE MATS           |
| RS232 DATA SWITCH BOXES   | POCKET AUTO SWITCH          |
| ICE POWERLESS AUTO SWITCH | RS232 LEADS                 |
| PARALLEL PRINTER LEADS    | PLUS IN NULL MODELS         |
| NULL MODEM LEADS          | MONITOR LEADS               |
| DISK DRIVE DATA LEADS     | DISK DRIVE POWER LEADS      |
| POWER SUPPLY CORD         | SCSI I LEADS                |
| SCSI II LEADS             | SCSI I TERMINATORS          |
| SCSI II TERMINATORS       | SCSI III TERMINATORS        |
| BNC TERMINATOR            | MAC TO VGA ADAPTOR          |
| MONITOR FILTERS           |                             |



Please phone us for the types not listed. Please add 60p post & packing and then add 17.5% VAT to the total. Callers by appointment only

**J.J. COMPONENTS**

63 THE CHASE, EDGWARE, MIDDX. HA8 5DN, ENGLAND

Tel Fax: 081-952 4641 Hotline No: 081-381 1700

Free fax orderline 0800 318498

# VCR

## audio servicing

This concluding instalment in Eugene Trundle's series describes audio fault diagnosis with rotary-head systems

The first VHS Hi-Fi VCR to appear on shop shelves in the UK, in 1983, was the Panasonic NV850. The sound system it employed, one that's still with us today in scores of models from different manufacturers, uses a clever technique called depth-multiplex recording. There are two separate layers of magnetic patterns in the tape, at different depths, one for the vision and the other for the sound signal. The advantage is that the sound signal gets the benefit of the same very high record/playback rotary-head/tape speed as the vision signal, banishing the noise, bandwidth and 'mechanical' problems of the longitudinal recording technique considered last month. Other sound recording systems based on rotary heads are used in Video-8 machines: we'll consider them later.

### The Depth-multiplex Concept

In-depth descriptions of the principles of Hi-Fi sound recording in VCRs are to be found in a number of books. We'll give only a brief account here, the aim being to provide a context for the fault-finding and

alignment advice to follow.

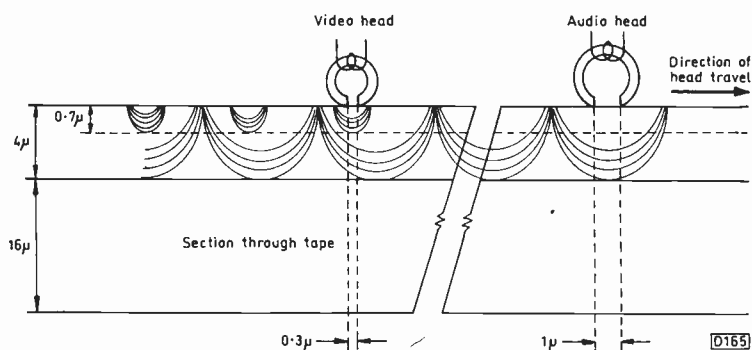
VHS Hi-Fi VCRs have two pairs of heads mounted in the upper drum, one pair for video and the other for the sound. Each Hi-Fi head leads its video counterpart on to the tape, using a comparatively wide (one micron) head gap to write a track that's about 26 microns wide. The magnetic pattern produced penetrates the tape relatively deeply (about four microns), and has an azimuth angle of  $\pm 30^\circ$  to minimise crosstalk with the video signal during playback.

About 4.5msec after the passage of the audio head, the partnering video head follows across the same path (see Fig. 1). Its narrower but longer head gap erases the upper region of the sound recording, replacing this with shallower 'pools' of video information. The track recorded by the video head is twice as wide (49 microns) as the audio track it partly replaces – and in effect buries.

The signal fed to the audio heads, only one of which is in contact with the tape at any one time, consists of two FM carriers. Each is deviated to a maximum of 150kHz. One carrier, at 1.4MHz, is used for the left-hand stereo channel; the other, at 1.8MHz, is used for the right-hand stereo channel. It's important to note that both carriers are recorded and played back by both heads, i.e. the audio head that's in contact with the tape handles both carriers simultaneously.

During playback the audio head again leads the partnering video head. The large azimuth difference between the audio and video head gaps ensures that there is very little crosstalk, so that the presence of the audio track has a negligible effect on the video picked up from the tape. The layer of video information in the tape does however impede pick up of the audio information – to the tune of about 12dB. As a result, audio playback is much more critical than video playback, especially with regard to tracking and head wear.

In addition dropouts affect audio reproduction more than video – a small speckle on the picture is less noticeable than a crackle on the sound. The analogue



**Fig. 1:** How the separate audio and video magnetic layers are recorded in the tape, using different head-gap widths. The 1μ audio head gap records to a depth of 4μ while the 0.3μ video head gap records to a depth of 0.7μ. The Hi-Fi track is 26μ wide, head azimuth being  $-30^\circ$ . The video track is 49μ wide, with  $+6^\circ$  head azimuth.



FM modulation this system uses does not permit the sorts of interleaving, redundancy and error-correction techniques that digital recording and transmission systems use. With no suits of armour, and just a fig leaf (so to speak) in the form of dropout compensator and level-hold circuits, these audio carriers are vulnerable ones indeed.

### Signal Processing

On their way to their separate FM modulators, the left and right-hand audio signals pass through compressors that reduce their dynamic range to limit the FM carrier deviation to the permitted  $\pm 150\text{kHz}$ . The degree of logarithmic compression depends on the amplitude of the signal, as shown on the left-hand side in Fig. 2: a range of 80dB is reduced to about 45dB for recording. During playback an equal and opposite expansion factor is applied. This pushes the noise floor way down and restores the full audio signal amplitude – see the right-hand side of Fig. 2.

This processing is carried out, for both channels, inside a single chip in the VCR's electronics section. During playback the left and right signals are separated by bandpass filters downstream from the audio carrier preamplifier. These filters are centred on 1.4MHz (left channel) and 1.8MHz (right channel) of course.

### Hi-Fi Audio Performance

The depth-multiplex and dynamic companding systems, together with the relatively high tape/head speed, result in excellent VHS Hi-Fi sound performance. A signal-to-noise ratio approaching 80dB is achieved over a bandwidth of 20Hz to 20kHz by a typical VCR, with a distortion figure of less than one per cent and channel separation of greater than 55dB. Wow and flutter variations are virtually unmeasurable at less than 0.005 per cent. And there is no performance degradation in the LP mode.

All this is many orders better than the conventional longitudinal sound system. This is the upside of Hi-Fi audio. Now let's look at the downside.

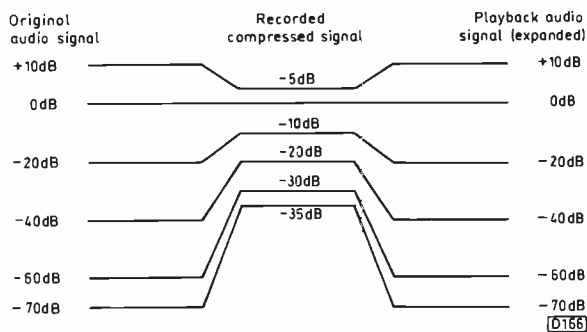
### Hi-Fi Sound Faults

Most VHS Hi-Fi sound reproduction problems are caused by poor signal recovery from the tape, either because the signal wasn't properly recorded in the first place or because of signal transfer problems in the playback process. As a result you'll seldom hear hissing or fading, and you certainly won't hear any sort of wow. Any amplitude flutter will be caused by threshold effects in the muting circuit.

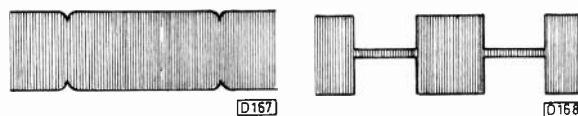
When things do go wrong, the usual symptoms are crackling, buzz or intermittent or permanent dropout of one or both sound signals. If the audio FM carriers go missing for more than a second or so, the machine defaults to longitudinal 'lo-fi' mono sound.

One of the few exceptions to this, a rare one, is distortion in one or both channels, especially on sound peaks. This indicates that the FM carrier is running out of space as it were. If it occurs when the signal is being recorded, either the carrier frequency is wrong or the deviation is excessive. If the cause of the problem is a playback fault the relevant bandpass filter (1.4/1.8MHz) is suspect.

Distortion can be caused by a processing circuit fault, but this is unusual. Any imbalance in the left/right record/playback levels will be caused by an electrical fault – but ensure, during playback, that the problem is not just unbalance of any level indicators present. Unbalanced recorded signal levels should lead to a



**Fig. 2: The action of the compander used with rotary-head sound recording systems.**



**Fig. 3:(left) The rounded shoulders of this off-tape waveform can give rise to severe Hi-Fi sound crackling and dropouts.**

**Fig. 4:(right) Loss of signal from one of the audio heads produces an envelope waveform like this. The result is complete loss of the Hi-Fi sound.**

check on the record deviation ranges, though adjustments for these are provided on older models only. Excessive deviation in one channel can, in addition to distorting its own playback, result in 'birdie' effects in the other channel.

Perhaps the most common Hi-Fi sound problem is poor reproduction (snap/crackle/buzz/dropout) of commercially-recorded tapes that customers buy or rent. The first thing to do is to try the effect of tracking control adjustment: if this fails to cure the trouble, the cause of the problem is the recording of the tape itself or a playback tape path fault.

Clean the drum heads and check the back tension. Then, while monitoring the off-tape signal envelope, align the drum entry and exit guides – for the flattest and 'meatiest' carrier signal. Do this ideally with the Hi-Fi sound carrier output of an alignment or test tape. It should work just as well when observing a test tape's video carrier signal however. If, with a known good recording, the sound and vision carriers peak at different points there's something wrong with the drum's factory-sealed head height settings. Fig. 3 shows an FM playback envelope that could have little effect on the video signal but may completely blow the audio one.

Some VCRs have a useful front-panel indication of Hi-Fi tracking in the form of a switch-selectable LED or fluorescent display. This shows the off-tape carrier amplitude: don't confuse it with the audio level indicators commonly provided for the left and right channels.

A buzz or hum effect with tapes recorded elsewhere may also be caused by an incorrect Hi-Fi head switching point – this will result in a gap or glitch in the off-tape carrier signal. Adjust the head switching point in accordance with the manufacturer's instructions. In some designs this is done by software: call up a service menu then manipulate front panel or remote control unit keys.

Close examination of the off-tape Hi-Fi FM envelope waveform, using an oscilloscope triggered by the head

flip-flop (SW25) pulses, will reveal any head switching problems.

When a VCR is correctly aligned with respect to tape path and tension, its head switching point is correctly adjusted, and it can produce good audio with an alignment or similar tape, it should be able to cope with any properly recorded commercial cassette. Any tapes that give trouble once these conditions have been met are likely to be out-of-tolerance recordings. Get them back to the distributors and, hopefully, the duplicating houses!

### Worn Heads

If a machine provides good Hi-Fi audio playback from an alignment or a known-good prerecorded tape but suffers, during playback of its own recordings, from the symptoms described above, the likelihood is that its heads are worn or faulty and that the upper drum is in need of replacement. Before condemning it however, check the tape's back-tension setting, the FM audio record current, and the luminance record current which, if excessive, can swamp the tape's audio carrier tracks.

If one head is not working (see Fig. 4) the result will be no Hi-Fi sound at all, with reversion to longitudinal (mono) playback sound.

In my experience head wear is the most common cause of sound problems with machines that are over five or six years old. Because its carrier frequency is higher, the right-hand channel may be affected first, spasmodically. Most service manuals quote an off-tape audio FM signal level that provides a useful indication of head wear.

Reducing the audio and/or luminance record current can sometimes temporarily restore the performance with a worn head, but the problem will return as the wear progresses. Thus drum replacement is the best course.

When a recording is out of specification, it may well be that a worn playback head cannot cope but a new one can.

A tape that will provide a useful guide to head wear is a commercially-recorded one with borderline Hi-Fi playback performance. I found such a tape by chance. It will play all right, just, with a good machine when the tracking bar graph is taken about three-quarters of the way up. With a worn or out-of-specification VCR the sound splatters or mutes. This is a useful and quick gauge: I don't even have to remove the machine's top cover!

### Record Faults

Apart from the faults already described, a record-only fault that can cause borderline playback is insufficient audio carrier record current. There is no adjustment for this with most VCRs, but if you are lucky the service manual will provide a calibrated oscilloscope reading against which it can be checked.

Excessive audio FM record current has a greater effect on the picture than the playback sound: it can cause noise, patterning and interference effects.

If a machine's recordings of Nicam transmissions are crackly or suffer from intermittent dropout be sure, by switching to mono FM sound reception or by careful monitoring in the E-E mode, that the cause is not a reception or Nicam decoder problem. The latter have been considered in previous issues of *Television*.

If you get a complaint about no sound recording with TV broadcasts, check whether any simulcast (SC) switch provided is correctly set.

Many reported recording faults with Hi-Fi-equipped camcorders are caused by their characteristics rather than the equipment. Possibilities are auto-level control and the pick up of wind, handling and motor noise, particularly under quiet conditions. Air currents can cause strange muting effects out of doors without necessarily being heard as 'wind noise'.

### Playback Faults

Most of the troubles that affect playback only, i.e. the machine's recordings play back all right via other machines, have already been dealt with above. A very common one, caused by misuse, is a strange, distorted-echo and 'phasing' effect when the Hi-Fi/normal/mix switch has been left in the mix mode. In older machines this switch is mounted on the front panel. With newer ones switching is done via a remote-control key menu selection in software.

The only other odd playback-only faults we've encountered, both in older models, have been incorrect dropout compensation and incorrect Hi-Fi muting circuit operating level. The former gives rise to crackles and interference, while the latter results in reversion to longitudinal (mono) playback at points other than where the off-tape audio FM signal falls just below the threshold of the playback amplitude limiter.

### Upper Drum Replacement

Hi-Fi head drums are more expensive than video-only ones and, especially with older models, need more care and time in setting up after replacement. The number of electrical presets in the Hi-Fi section of a machine can vary from six or more to none at all. Follow the manufacturer's instructions closely and, where necessary, convert RMS to peak-to-peak readings by multiplication by 2.828.

Correct tape path adjustment is critical for Hi-Fi operation. The tracking must be spot on. Because of the narrower tracks used when monitoring its off-tape audio carriers, a Hi-Fi alignment tape gives more precise adjustment than a standard alignment tape.

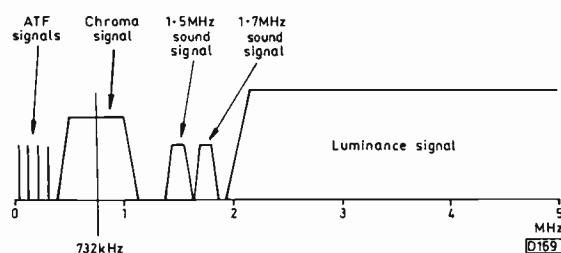
Take particular care, where provision is made for manual adjustment, in setting the head-switching point after drum replacement.

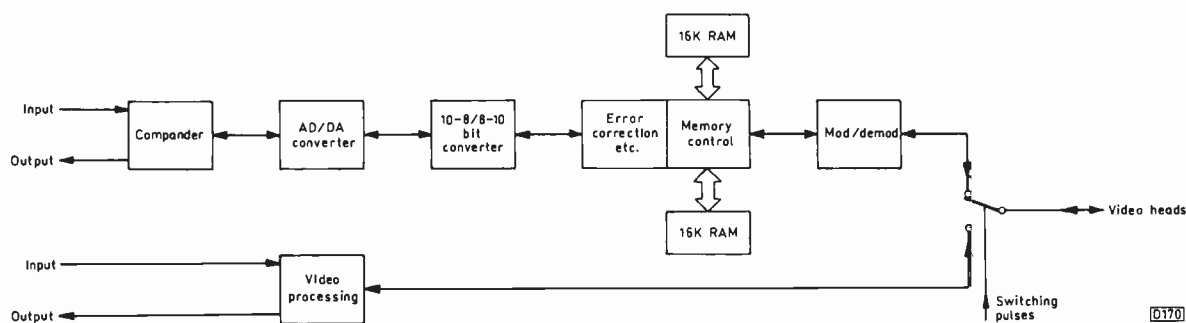
### Electrical Faults

Electrical circuit faults are rare in comparison with 'physical' ones. Note that electrical modifications have been issued by manufacturers for various models, notably the Sony SLV625-825 and E7-80 ranges.

Incorrect audio levels or one channel missing will certainly be the result of an electrical fault, but the causes of such faults are not difficult to locate using a scope and multimeter, aided by the fact that with one working channel you have a complete check system that provides voltages and waveforms for comparison. In practice we've found that bandpass filters, connections/joints and electrolytic capacitors (in the sound or even the power supply section) are more likely to cause trouble than signal processing chips – these lead quiet lives.

**Fig. 5:**  
Positions of the sound carriers in the signal spectrum recorded by the video heads in an 8mm camcorder or VCR.





**Fig. 6:** Block diagram showing the basic arrangement of the PCM audio record/playback system used in some Video-8 equipment. The 8-10 and 10-8 bit conversion process is a selective one, similar to that used for Nicam sound.

### Frequency-multiplex Audio System

So far we've considered only the depth-multiplex system used in VHS and S-VHS decks and camcorders. Video-8 equipment, in both low- and high-band form, uses a different arrangement, AFM (Audio Frequency Multiplex). The tape has only one signal layer, reducing the drum head count and helping no end with signal recovery, but the system doesn't perform quite as well as VHS Hi-Fi in terms of dynamic range, frequency response and signal-to-noise ratio.

The AFM system uses FM carriers and the same type of record/playback compander action previously described (see Fig. 2). The big difference is that the mono audio carrier, at 1.5MHz, is slotted into a gap in the video recording spectrum and is recorded/played back by the video head pair, see Fig. 5. The original plan provided only a mono carrier with a deviation/sideband spread of about 300kHz. A second carrier, for stereo use, was soon squeezed in at 1.7MHz however.

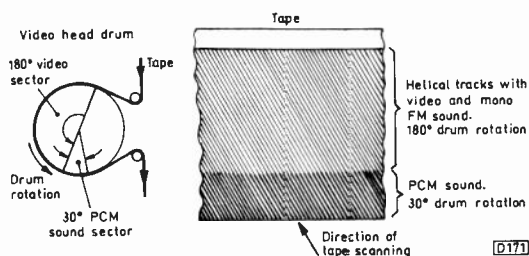
When servicing, the important thing to bear in mind is that the 1.5MHz carrier signal contains mono (L + R) information, for compatibility with mono equipment, while the 1.7MHz carrier signal contains difference (L - R) information. This is rather like the stereo subcarrier arrangement used with VHF-FM radio transmissions. Thus loss of the 1.5MHz off-tape signal mutes the sound completely (no fall-back longitudinal-mono track here) while loss of the 1.7MHz signal deletes the stereo effect, with reversion to mono sound. Loss of one signal with the AFM system is more likely to be the result of an electrical fault, possibly a filter, than a head/tape problem.

In fact AFM playback is for several reasons more reliable than depth-multiplex playback: there's no magnetic barrier for the off-tape sound signal to penetrate; the ATF system used provides better tracking; and there are few prerecorded tapes to cause trouble! Where they arise from tape/head signal transfer problems, most audio faults are accompanied by more obvious vision ones. The relatively low sound FM carrier recording level (18dB below the luminance level) makes sound recovery more difficult in borderline situations however, for example where the heads or tapes are worn.

As with VHS Hi-Fi the main factors in getting the sound right are to ensure that the heads are clean, not excessively worn, and correctly aligned to sweep across the narrow tape.

### PCM Sound

Apart from the new Digivision camcorders, which are too new for servicing information to be available, PCM (Pulse Code Modulation) sound is currently obsolete in the consumer/domestic market. It was used with some Hi-8, high-end camcorders and deck machines a few



**Fig. 7:** The time-compressed PCM data is recorded as a 'forward extension' of the video tracks on the tape: an extra 30° of head rotation is reserved for this purpose.

years ago - and has been promised for years in domestic VHS machines without ever appearing! Because of its relative rarity, the technique does not justify much space here. So we'll do a quick nutshell job.

In its Video-8 form PCM recording involves sampling and quantising the L and R channel signals and storing the resulting data in 8-bit form in a 32K RAM, see Fig. 6. Once during each TV field - the time slot is 3msec (approximately 7:1 compression) - the L and R data is extracted from the memory and tone-modulated at 2.9MHz and 5.8MHz for recording on the tape as a 'helical extension' to each video track, as shown in Fig. 7. During playback the tones are converted back to binary data, time-stretched in the RAM, then D-A converted to form analogue L and R signals. The AFM recording system is used as well, for compatibility and back-up.

If a PCM machine reverts to AFM sound, either intermittently or permanently, the thing to do is to check the tape path and the off-tape carrier signal at the beginning of each head sweep, where the PCM sound signal is read off. As with all such problems, use a known-good tape, this time with a PCM recording. More often than not the cause of the trouble will be found here, with the usual tension, mechanical, alignment or head wear/pollution problems being responsible.

If the off-tape signal envelope looks good, and assuming that the picture and AFM sound are OK, the cause of the trouble will be faulty connections or defective filters etc. Such problems are quite rare. Ensure that the carrier tones reach the demodulator, and that the binary data from its slicers gets to the RAM. Also that the clock is running, and that the address and data lines are active.

As Fig. 6 shows, virtually all the signal processing circuitry is common to the record and playback modes. Thus most faults can be diagnosed during playback. Much of the digital circuitry is eliminated from the search when a fault is confined to record or playback operation.

We are going to have to become better acquainted with PCM systems in the near future, for vision as well as sound. ■

**ARE YOU STUCK  
FOR ANY  
TRANSISTORS  
INTEGRATED CIRCUITS**

**TO RECEIVE OUR NEW FREE 1996 STOCK LIST**

**TELEPHONE OR FAX US.**

**VOLT REGS  
DIODES**

**FULL EXPORT SERVICE**

**MAIL ORDER SPECIALISTS**  
Over 12,000 Components Available

**AUTOGARD (U.K.) LTD**  
UNIT 3, ACORN FIRMS CENTRE  
ABLEWELL STREET, WALSALL  
WEST MIDLANDS WS1 2EG  
ELECTRONIC COMPONENTS  
DIVISION  
TEL/FAX 01922 613654

**MARAPET ELECTRONIC COMPONENTS**

**Tel: (01452) 53 22 53** 24hr Answering Service  
for out of hours ordering

We still have many SINCLAIR, COMMODORE & ATARI Home Computer Spares available from stock - Please send S.A.E. for list.

MONITOR FLYBACK TRANSFORMERS		SEMICONDUCTORS	
ACORN/DIGITAL/IBM etc	P.O.A.	BC848B	£0.20
AMSTRAD PC14HRCD/O	P.O.A.	BUV48A	£2.99
CALIBRA AT2090/48	P.O.A.	DT114ES	£1.28
COMMODORE 1084S01 (2 types)	P.O.A.	LM1203N	£3.92
COMMODORE 1084S02 (2 types)	P.O.A.	PC713V	£2.89
COMMODORE 1084ST	£20.95	R2G	£1.29
ELONEX AT2090/33	P.O.A.	TAB410K	£4.59
GOLDSTAR/DELL 154-166A	P.O.A.	UC3842	£1.99
OLIVETTI 1F8200A	£26.95	14DN476G	£14.30
OLIVETTI 1172.001B	£26.40	27C256-200	£3.50
PHILIPS CM8833 MK1 (popular µSlot type)	£20.95	251675	£0.85
PHILIPS CM11342 (CM8833 MK2)	£20.95	25C2482	£0.45
		25D471	£0.45

CONTACT US FOR TYPES NOT SHOWN NB Please supply all or part numbers from the original type as some monitors utilise more than one type number.

We can supply thousands of Custom & Industry Standard devices. P.O.A.

SELECTED AUDIO SPARES		SEMI-CONDUCTORS	
AIWA CAW51K	KNOB - Play (R/H) DECK	BC848B	£0.20
AMSTRAD CDX Midi (Funai)/MX200 Midi	SPRING - Cassette Door	BUV48A	£2.99
AMSTRAD CDX Midi (Funai)/MX200 Midi	DOOR - Cassette (R/H)	DT114ES	£1.28
HITACHI CX-W500EK	KNOB - Operate (On/Off)	LM1203N	£3.92
PIONEER PDX500	MOTOR - Loading	PC713V	£2.89
SANYO M2114L	BELT - Capstan	R2G	£1.29
SHARP RGF278/281/284/813K/816	BELT - Main Drive	TAB410K	£4.59
TOSHIBA ST-U2/U2L	TRANSFORMER - Mains	UC3842	£1.99

LATEST ECA 'COMOS 4000...' DATA BOOK AVAILABLE (New A4 Size)  
COMBINATION CRIMPING TOOL - Cuts, Crimps & Strips - Only £2.25

Our range of Video Spares is now much expanded - we can supply parts for over 150 makes. Try us also for a wide range of: Remote Controls, TV On-Off Switches, Potentiometers, Resistors, Capacitors, Fuses, Connectors, Cables, Tools, Domestic Electrical Accessories and much much more... Please send a Stamped Addressed Envelope for our latest Newsletter.

**EQUIPMENT MANUALS**  
Large selection of Manufacturers Service & User Information available. Original manuals supplied if possible. We only show a few examples here.

Aiwa NSX-800 Service	£9.56
Amstrad PC4386SX Service	£18.29
Amstrad PC5086/5286 Service	£18.31
Binatone 01/9771 Service	£8.25
C84C or C+4 User	£4.99
Hitachi CPT2650/2658 Service	£9.42
Panasonic KXP-1123 Service	£14.95
Philips 4CM4270 Service	£8.99
Philips CM8524 Service	£7.95
Philips CM8833 (MK1) Service	£8.99
Philips CM8833 Service Supp	£3.00
Philips CM8873 Service	£3.76
Philips CM11342/62 Service	£10.56

\*NO VAT ON MANUALS\*

PHONE for a 'PRICE & AVAILABILITY' on your requirements, or send S.A.E. for more information on our service.

**COMPUTER LEADS**

AMSTRAD PC14CDR (D) Signal Cord	£21.85
COMMODORE AMIGA to PHILIPS CM8833	£7.95
IBM KEYBOARD EXTN. (Standard DIN)	£2.85
SPECTRUM/624 TV-RF	£0.95

**TV LINE OUTPUT TRANSFORMERS**

FERGUSON TX90 90' (RED SPOT)	£16.99
FERGUSON TX100 51cm FST	£16.99
FIDELITY ZX2000/3000 (2 types - please check)	P.O.A.
HINARU CT17/18 (2 types - please check)	£18.95

We can supply many other LOPT's for ALBA & BEKO through to TOSHIBA & ZANUSSI. Please supply model no. and full information from original part.

**SELECTED VIDEO HEADS**

AMSTRAD TVR1/VCR4500/5200	£13.59
FISHER FVHP420/615/720/721/722	£15.59
HITACHI VT110/111/113/115/118/120/220	£16.99

These are quality heads - Phone for models not shown

When ordering from this advert... please add £1.25 P & P (+50p for LOPT's) then add 17.5% VAT (NB. VAT is due on P & P - Manuals are Zero-rated) 'Validity dates' required for card orders, also issue No. for SWITCH

Please send S.A.E. with all written enquiries

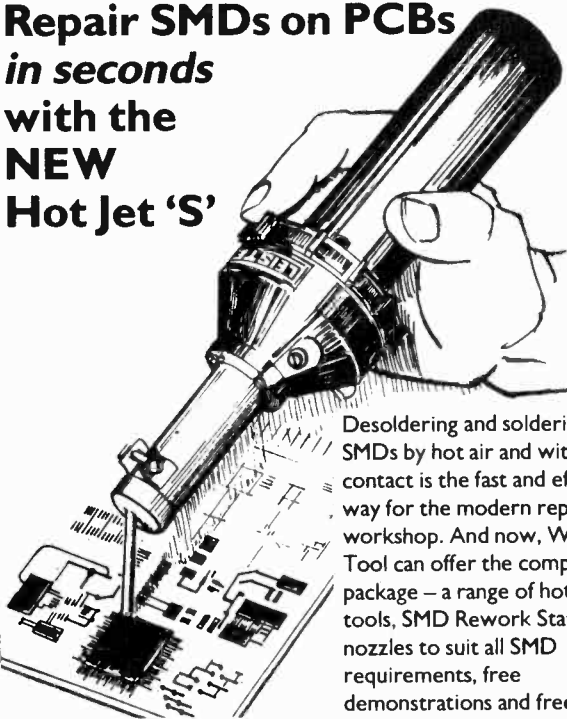
Overseas orders welcome - minimum p & p charge is £2.50

All items subject to availability - Prices can change without notice.

**We are Unable to accept callers at present**  
PLEASE ORDER BY POST OR PHONE  
We accept payment by  
VISA, Access, DELTA, SWITCH, Cheque or P.O.

**MAIL ORDER ONLY to:**  
M.E.C. (Dept. TV)  
1 HORNBEAM MEWS  
GLOUCESTER GL2 0UE

**Repair SMDs on PCBs  
in seconds  
with the  
NEW  
Hot Jet 'S'**



Desoldering and soldering of SMDs by hot air and without contact is the fast and efficient way for the modern repair workshop. And now, Welwyn Tool can offer the complete package - a range of hot air tools, SMD Rework Stations, nozzles to suit all SMD requirements, free demonstrations and free colour instructional brochure... all available from Distributors nation-wide.

For further information, please ask for Reference No. TSM  
**WELWYN TOOL COMPANY LIMITED**  
4 SOUTH MUNDELLS, WELWYN GARDEN CITY, HERTS AL7 1EH  
TEL: WELWYN GARDEN (01707) 331111. FAX: (01707) 372175.

**PUT HOT AIR TO WORK FOR YOU**

**PARTS - COMPONENTS - SPARES**

**NOTTINGHAM**  
**YOUR LOCAL PARTS DISTRIBUTOR**  
**MICROTEL**

**ALL YOUR PARTS AT THE BEST  
PRICES IN THE EAST MIDLANDS**  
**LOPT'S, SEMI'S, TV PARTS, S/AIDS**  
**REMOTE CONTROLS FROM £6.99**  
**VIDEO PARTS, HEADS, BELTS,**  
**S/KITS PIN/ROLLER'S, IDLER'S, ETC.**  
**DATABASE FOR MOST PARTS I.D.**

TRADE COUNTER OPEN. UNIT 10 CARLTON BUSINESS CENTRE  
MAIL ORDER WELCOME. CARLTON NOTTINGHAM NG4 3AT  
ACCESS OR VISA ACCEPTED.  
POST/PACKING ONLY £1.00  
NO MINIMUM ORDER CHARGE.  
SAME DAY DISPATCH ON STOCK ITEM'S.  
ACCOUNTS WELCOME PLEASE ENQUIRE.

**ORDER LINE (0115) 987 9050**

**FAX: LINE (0115) 956 1992**

ALL PRICES QUOTED ARE PLUS VAT AND SUBJECT TO AVAILABILITY - CHEQUES ACCEPTED WITH CARD.

# TV TUBES

**VIDEOCOLOR PHILIPS**  
**HITACHI SONY**  
**TOMPSON NOKIA**  
**TOSHIBA SAMSUNG**  
**PANASONIC ORION**  
**SHARP MITSUBISHI**  
**BEON CHUNGHWA**  
**ITT ETC**

The largest manufacturer of re-gunned tubes in the UK

Thousands of new and re-gunned tubes in stock covering over 200 types

Suppliers to major users in the UK and Overseas

First class reputation for quality and service

Fast Delivery

BSI Approved

**VISTA - THE TUBE EXPERTS**



FOR CUSTOMER CARE AND SERVICE CALL

TUBES: 01429 837100

COMPONENTS: 01429 838057

FAX: 01429 837101



Vista Electronics Ltd

Unit 1B, Wingate Grange Industrial Estate, Wingate, Co. Durham, TS28 5AH.

## WE HAVE THE WIDEST CHOICE OF USED OSCILLOSCOPES IN THE COUNTRY

Tektronix TA5475 4 Channel 100MHz Delay/Cursors.....	£1300	Racal 1988 Freq. Counter 1.3GHz (Options CPB & High Stab)	£900
Tektronix TA5455 Dual Trace 60MHz Delay/Cursors.....	£900	Racal/Dana 1991 Nanosecond Universal Counter.....	£800
Tektronix 2335 Dual Trace 100MHz Delay.....	£750	Marconi 2437 Universal Counter/Timer DC - 100MHz 8 digit.....	£175
Tektronix 485 Dual Trace 350MHz Delay 5-sweep.....	£750	Racal 9916 Frequency Counter 10Hz-520MHz.....	£175
Tektronix 475 Dual Trace 200MHz Delay Sweep.....	£580	Racal 9905A Universal Counter Timer 0Hz-200MHz.....	£250
Tektronix 465 Dual Trace 100MHz Delay Sweep.....	£480	Solartron 7085 6 1/2 digit Microprocessor VM AC/DC/OHms/Auto.....	£480
Tektronix SC524 Dual Trace 80MHz m-TM-501.....	£400	Solartron 7150 6 1/2 digit DMH with IEEE.....	£600
H.P. 1740A Dual Trace 100MHz Delay Sweep.....	£350	Solartron 7045 4 1/2 digit Multimeter Voltz/Amps/OHms.....	£80
Tektronix 222- Dual Trace 50MHz Ait. TB-Magnificator.....	£450	Fluke 77 Hand Held DVM 3 1/2 digit wch ????.....	£180
Tektronix 2215 Dual Trace 60MHz Delay Sweep.....	£400	Fluke 8050A Bench/Portable 4 1/2 digit. True RMS.....	£225
Tektronix 2213 Dual Trace 60MHz.....	£350	Wavetek 182A Fun Gen. 0.0004Hz-5MHz Sine/Sq/Tri/DC TTL Pulse etc.....	£225
Philips PM3217 Dual Trace 50MHz Delay Sweep.....	£400	Feedback FG600 Sine/Sq/Tri 0.01Hz-100KHz.....	£60
Hitachi V423 Dual Trace 40MHz Delay Sweep.....	£350	Goold 3B Sine/Square Oscillator 10Hz-100KHz.....	£150
Goold OS 1100 Dual Trace 30MHz Delay Sweep.....	£240	Racal/Dana 9104 RF Power Meter 1Hz-1.2GHz 10mW-30W.....	£400
Hameg HM204 Dual Trace 20MHz Delay Sweep Component Tester.....	£300	Philips PM585 Waveform Monitor.....	£380
Hitachi V223 Dual Trace 20MHz Delay Sweep.....	£250	Philips PM8917 Video Line Selector.....	£200
Beckman 9020 Dual Trace 20MHz Delay Sweep.....	£240	Marconi TF2331A Distortion Factor Meter 20Hz-20KHz 0.05% Unused.....	£225
Hameg 412 Dual Trace 20MHz Delay Sweep.....	£225	Marconi TF2700 Universal Bridge. Binary Operated.....	from £150
Kikusui 5530A Dual Trace 35MHz.....	£220	Wayne Kerr 8434 Digital LCR Meter.....	£200
Iwatsu 55702 Dual Trace 20MHz.....	£200	H.P. 1630D Logic Analyser 43ch.....	£750
Goold OS300 Dual Trace 20MHz (No handle).....	£180	Marconi TF2337 Automatic Distortion Meter.....	£378
Tektronix 2238 Dual Trace 100MHz Digital Storage Cursor.....	P.O.A.	Marconi TF2331A Distortion Factor Meter 20Hz-20KHz 0.05% Unused.....	£225
Tektronix 468 Dual Trace 100MHz Delay Sweep Digital Storage.....	£750	Marconi TF8938 Audio Power Meter.....	£350
Philips PM3305 4 Channel 35MHz Digital Storage.....	£650	Marconi TF2163 Attenuator DC 1GHz.....	£100
Goold OS4090 Dual Trace 10MHz Digital Storage.....	£300	H.P. 9495Z Attenuator DC 10GHz 0.70dB 10dB steps.....	£150
H.P. 1741A Dual Trace 100MHz Analogue Storage.....	£400	Hatfield 3105 Attenuator 500m.....	£75
THIS IS JUST A SAMPLE - MANY OTHERS AVAILABLE			
Estov/Attech :80K 11 Syn Sig Gen 1-2000MHz with PM8602 AM/FM Phase Mod. P.O.A.			
Marconi 2019A Sun AM/FM Sig Gen 80KHz-1040MHz.....	£2900	Marconi DC R600-4.5B 0-600 Volts 0-4.5Amps.....	£780
Marconi 2019 Syn AM/FM Sig Gen 80KHz-1040MHz.....	£1750	H.P. 6268 0-40 Volts 0-30Amps Metered.....	£580
Marconi 2018 5m AM/FM Sig Gen 80KHz-520MHz.....	£800	Farnell H30/100 0-30 Volts 0-100Amps Metered.....	£800
Wavetek 501 Pulse Generator 50MHz.....	£300	Thurby Thander TSP3222 Prog. 30V 2A Twice CPB Digital.....	£300
Racal 908 Syn AM/FM Sig Gen 5-520MHz.....	£900	Thurby PL320QMD 30V 2A Twice Digital.....	£225
Philips PM134 Sweep Gen 0.01Hz-10MHz Sq/Tri.....	£275	Farnell 8301/0 30 Volts 10 Amps Variable.....	£150
Thander TG501 as TG501 with Sweep Facilities.....	£175	Farnell L30/5 0-30 Volts 0-5 Amps 2 Meters.....	£150
H.P. 8160A Programmable Precision Pulse Gen 50MHz (EPCJA).....	£800	Farnell L30E 0-30 Volts 0-5 Amps Metered.....	£100
H.P. 33368 Synchroized Level Gen. 10Hz-11MHz.....	£800	Farnell L30/2 0-30 Volts 0-2 Amps Twice.....	£160
H.P. 5006 Signature Analyser.....	£150	Farnell L30/2 0-30 Volts 0-1 Amps Metered.....	£80
H.P. 50904A Signature Analyser.....	£100	Farnell LT30 1.0 30 Volts 0-1 Amps Twice.....	£130
R&S Video Noise Meter UHF52 with UHF52E.....	£1800	Farnell L30/1 0-30 Volts 0-1 Amps Metered.....	£65
H.P. 5041A Frequency Counter 50MHz 1-1GHz.....	£500	Farnell 8350 0-30 Volts 200mA Metered.....	£180

## BRUEL & KJOER EQUIPMENT AVAILABLE PLEASE ENQUIRE

### SPECTRUM ANALYSERS

H.P. 8565A 0.01-22GHz.....	£8000
Polarad 641-4 10MHz-18GHz.....	£9000
H.P. 182 with 8558B 100KHz-1500MHz.....	from £580
H.P. 141T with 8555A & 8552B 10MHz-18GHz.....	£1780
H.P. 141T with 8554B & 8552B 500KHz-1250MHz.....	£1200
H.P. 141T with 8553B & 8552A 1KHz-110MHz.....	£800
H.P. 141T with 8553B & 8552A 1KHz-10KHz.....	£700
H.P. 141T Main Frames Only. Good Tubes.....	£225
Marconi TF2370 30Hz-110MHz.....	£1000
H.P. 3580A 2Hz-50KHz.....	£1000

## NEW EQUIPMENT

Hameg O/Scope HM1005 Triple Trace 100MHz Delay Trace.....	£847
Hameg O/Scope HM604 Dual Trace 60MHz Delay Sweep.....	£653
Hameg O/Scope HM303 Dual Trace 30MHz Comp. Tester.....	£422
Hameg O/Scope HM105 3 Dual Trace 30MHz Digital.....	£653
All other models available - all oscilloscopes supplied with 2 probes	
BLACK STAR EQUIPMENT (P&P all units £5)	
Apollo 10 - 100MHz Counter Timer Ratio/Period/Time Interval etc.....	£234
Apollo 100 - 100MHz (As above with more functions).....	£332
Meteo 100 Frequency Counter.....	£119
Meteo 600 Frequency Counter 600MHz.....	£145
Meteo 1000 Frequency Counter 1GHz.....	£189
Jupiter 500 Function Gen 0.1Hz-500KHz Sine/Sq/Tri.....	£125
Orion Colour Bar Generator Pal/TV/Video.....	£243
All other Black Star Equipment available	
OSCILLOSCOPE PROBES	
Switchable x1 x10 (P&P £3).....	£13

Use Equipment - Guaranteed. Manuals supplied if possible. This is a VERY SMALL SAMPLE OF STOCK. SAE or Telephone for list. Please check availability before ordering. CARRIAGE all units £16. V&T to be added to Total of Goods and Carriage.

## STEWART of READING

110 WYKEHAM ROAD, READING, BERKS RG6 1PL  
 Telephone: 01734 268041 Fax: (01734) 351696  
 Callers Welcome 9am-5.30pm Mon-Fri (until 8pm Thurs)



## RENTAL FINANCE

Expand your CTV and VCR rental business with no capital outlay and increase your profitability.

Broughfame has the solution and their rental finance plan will provide facilities from £2,500 upwards.

Block Discounting also available.

For further details ring or write to Bob Wickham at the address below:

### BROUGHFAME LIMITED

115A ST JOHN'S HILL  
 SEVENOAKS  
 KENT TN13 3PE

Telephone: (01732) 743400  
 Fax: (01732) 743335





## TELEVISION reader offer

### 30V, 5A power supply

For a limited period, Vann Draper is offering over **25% discount** on the 305 LDD – a bench power supply featuring digital display of both voltage and current. Normally, the 305 retails at £159 excluding VAT and delivery but it is available to TV readers filling in the coupon on the right at the 25% discount price of £139 – fully inclusive of VAT and delivery. Infinitely variable between 0 and 30V – with coarse and fine controls – and adjustable between 0 and 5A, the 305 LDD has a ripple figure of typically 10mV. Its load regulation is also excellent, at typically  $\pm 0.2\%$ .

Accuracy of the supply's dual 3.5-digit liquid crystal displays is 0.1 decimal digit. The output can handle a continuous short-circuit, overloading at  $5.5A \pm 0.5A$ . When the overload circuit is activated, it causes both audible and visual alarms, resettable via a push-button on the front panel.

Dimensions of the 305 LDD are 310 by 260 by 120mm and its weight is 5.5kg. Housed in a light-grey steel enclosure, the unit is built to comply with UL, CSA and TUV safety standards.

### Features of the 305 LDD

**0-30V fine and coarse adjustments**

**0-5A adjustable**

**10mV ripple**

**Digital displays for V and I**

**Continuous short circuit protection**

**$\pm 0.2\%$  load regulation**

#### Use this coupon to order your 305 LDD

Please send me ..... 305 LDD(s) at the fully inclusive special offer of £139

Name

Company (if any)

Address

Phone number/fax

Total amount £.....

Make cheques payable to Vann Draper Electronics Ltd  
Or, please debit my Master, Visa or Access card.

Card type (Access/Visa)

Card No  
Expiry date

Please mail this coupon to Vann Draper Electronics, together with payment. Alternatively fax credit card details with order on 0116 2773945 or telephone on 0116 2771400. Address orders and all correspondence relating to this order to Vann Draper Electronics at Unit 5, Premier Works, Canal Street, South Wigston, Leicester LE18 2PL.

\*Overseas readers can also obtain this discount but details vary according to country. Please ring, write or fax to Vann Draper Electronics

# Satellite Notebook

Reports from Hugh Cocks and Christopher Nunn

## Pace MSS100

This brand new receiver, straight from the box, failed to provide LNB polarisation change. When the LNB should have moved to the high-voltage horizontally-polarised channels it stayed stubbornly on the lower-voltage vertically-polarised ones.

A check on the voltage at the receiver's F socket, with no LNB connected and hence no load, showed that the 13/17V switching was OK. With an LNB connected however the voltage for horizontal polarisation dropped back to around 13V. The vertical-polarisation voltage remained virtually constant, independent of loading. A look at the circuit diagram showed that D10 provides a 20V supply which is fed via L4 to transistors Q1 and Q2. These adjust the LNB supply voltage. A separate 17V supply comes from D11.

This latter voltage was spot on, but the voltage at D10 was high at nearly 30V. Checks at both ends of

L4 didn't produce readings anywhere near 30V. I found that there was a hairline crack in the print where D10 had been soldered to the PCB. A wire link between D10 and L4/C12 restored normal voltages and polarisation changeover.

Almost the entire switch-mode power supply is contained within IC U1, which is shown as type TOP200 in the circuit diagram but is a TOP202 in all the units I've seen. It runs at around 100kHz. When the TOP202 is unhappy for any reason the case seems to rupture, producing a loud noise. This happened recently (the noise didn't do much for my nerves!): replacing U1 and the 10 $\Omega$  chip resistor R2 restored normal operation.

It may be a good idea to check that C3 (47 $\mu$ F, 400V), the reservoir capacitor for the mains bridge rectifier, is in good condition – the U1 may not take kindly to a varying HT supply.

I wonder what would happen if the 100kHz, modulated at 50/100Hz, reached the IF coaxial cable braid? If the cable acted as a long-wire transmitting aerial, the signal could be received at great distances!

The latest MSS100 receivers no longer suffer from low-sensitivity sound, as earlier ones did.

Intermittent remote control operation was a problem I had recently with a brand new MSS100. The remote control unit itself and manual receiver operation were OK. A slight tap on the case restored normal RC operation (of course!). Delving into the innards, I found that when the fault returned there was no 5V supply at the infra-red sensor IR700. This comes via a 100 $\Omega$ , 0.25W resistor (R702), one end of which was making poor contact with the PCB.

There's a knack to removing the receiver's lid. Undo the fixing screw at the top rear of the case and the two at the bottom front (underneath). Insert a thin, flat-

bladed tool (minimum blade width 6mm) in the left and then the right bottom slots at the front of the case, with the blade going between the grey and black areas right at the front of the slot (see Fig.1). Apply gentle force at each slot in turn and the two halves will come apart. The top can then be lifted up from the front: it's hinged at the rear by the two plastic lugs that are readily visible. You may be tempted to try and push in the lugs and pivot up from the front. If you do try this, as likely as not the lugs will break off. You have been warned! H.C.

## Pace PRD900

The sound and picture produced by this receiver were OK, but it refused to unscramble signals and lacked on-screen messages to insert the card etc. The cause of the trouble was traced to coil L20. It measured OK, but had broken away from the flimsy print. C.N.

## Amstrad SRD510

After replacing the usual open-circuit 47k $\Omega$  resistors and power supply capacitors I was left with sound and streaky white pictures. I dived for the usual cause, R80 (10k $\Omega$ ). But this time I was wrong. The trouble was caused by a faulty mixer/booster unit, which is quite rare with these receivers. C.N.

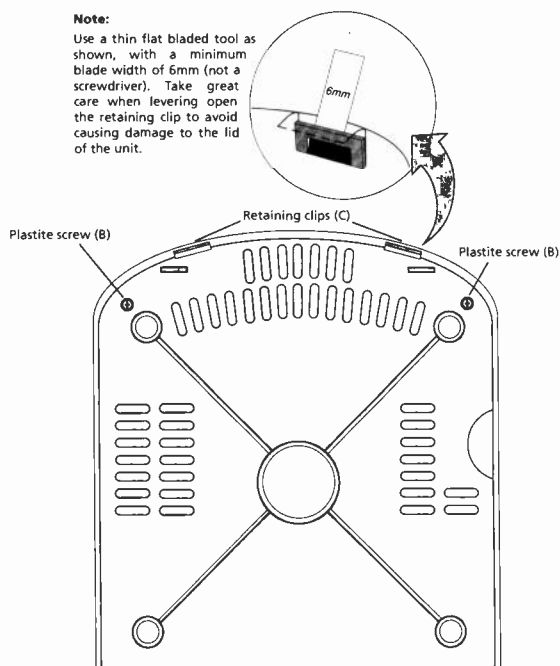
## Pace PRD800

This receiver's power supply worked but whistled very loudly. The cause of the trouble was C5, which was a 22 $\mu$ F, 16V electrolytic. Odd – my manual says the value is 4.7 $\mu$ F. I fitted a 22 $\mu$ F replacement, as found in the receiver. C.N.

## Pace PRD900 Plus

The video output from the UHF modulator came and went intermittently, reception via the scart connectors being OK. When the PCB was removed from the case the fault became, naturally, more elusive. When it did occur, I found that there was no video at L30 inside the modulator module. The signal

**Fig. 1: Case removal, Pace model MSS100.**





comes from R558 (75Ω) in the middle of the PCB. There was no video here either. A PCB disturbance check made the signal come and go. Repair consisted of a long wire from R558 to L30. H.C.

**Cambridge LNBs**

We've had quite a number of faulty Cambridge LNBs recently. The symptoms have been either no signals, very weak signals or signals of one polarisation poor, the others being OK. The problems have not been caused by water getting in, and the LNBs have been installed for anything from four weeks to nine months.

When signals of one polarisation are OK, the others being poor (coming and going), the trouble seems to be caused by breakthrough of signals of the unwanted polarisation. This can be demonstrated here with Sky News, as we have no opposite polarisation signals from Astra 1A. Sky News is received with vertical polarisation: if you switch to horizontal polarisation with a faulty LNB, Sky News appears with varying strength. The effect with wanted horizontally

polarised signals is varying sparklies.

Older Cambridge LNBs (prior to 1995) seem to be OK, the troublesome LNBs being the Juno II AE6 type. Very strange. H.C.

**Mobile Phone Interference**

A satellite IF distribution system that we installed in an apartment block a few years ago started to suffer from problems caused by a GSM digital mobile phone transmitter. This has been installed recently, at very close range. Interference was getting into the IF line amplifiers. As a result, RTL-5, UK Living and ZDF all exhibited radar-line type interference to some extent, varying when the cables and line amplifiers were moved.

The problem was resolved by moving the dish to a site atop the building farther away from the GSM transmitter (the distance was originally 30m) and installing the line amplifiers in metal enclosures. GSM transmitters seem to have very high peak powers. This one can be resolved at a distance of five miles using a scanner with no aerial connected. H.C.

**Astra 1D Problem**

We've recently encountered two cases of 'reverse' Astra 1D interference when using an older type 10GHz LNB. The problem is caused by a semi-local UHF transmitter. With Superchannel at an IF of around 730MHz, the picture had a moiré-type beat pattern. Increasing the receiver frequency by 2MHz or so removed the problem, Superchannel being strong enough not to go into white sparklies with this frequency change.

The transmitter concerned uses ch. 53, i.e. around 730MHz. The quality of the coaxial cable was good, and the receivers involved were Pace MSS100s. Probably the IF drive from the old LNB was dropping off. Problems could no doubt be expected at up to 10,847MHz (ch. 68 is 847MHz), but in practice the IF level will by this point be increasing in comparison with the lower channel, so less interference is likely. In a stubborn case the answer would be to use a 9-75GHz type LNB, which would shift the IF out of the UHF band. H.C.

**ELC EAST LONDON COMPONENTS**  
**AUDIO TELEVISION VIDEO**  
**COMPONENTS AT VERY KEEN PRICES**  
**TEL: 0181-472 4871 FAX: 0181-503 5926**

**REMOTE CONTROLS FROM £7.99**  
**IDLER TYRES 50p 1+, 25p 10+**  
**VIDEO HEADS FROM £6.99**

Over 200 models at very attractive prices.  
**AKAI, AMSTRAD, FERGUSON, FISHER, GOLDSTAR, HINARI, HITACHI, LOGI, MATSUI, ORION, PANASONIC, SAISHO, SHARP AND MANY MORE**  
**VIDEO SPARES.**

**VIDEO IDLERS, CLUTCHES**  
**BELT KITS, PINCH ROLLERS**  
**BACK UP BATTERIES, TV**  
**SWITCHES, CD SPIN MOTORS**  
**FAULT FINDING BOOKS**  
**EQUIVALENT BOOKS**  
**JAPANESE TRANSISTORS**  
**RESONATORS, THERMISTORS**  
**HITACHI TH902 £2.00**  
**96009 £1.30**  
**TRIPLERS UNIVERSAL £4.99**  
**WITH FOCUS £7.99**  
**CUC2410 £16.99**  
**POWER SUPPLY MOD KITS**  
**FUNCTION SWITCH 85P**

**ELC EAST LONDON COMPONENTS**  
**63 PLAGHET GROVE, EAST HAM,**  
**LONDON E6 1AD. TEL: 0181-472 4871**  
**two minutes walk from Upton Park Tube Station**  
**VISIT OUR SHOP**  
**OPEN MON-SAT 9AM-7PM**  
**100's OF TOOLS, COMPONENTS,**  
**INSTRUMENTS, REPAIR KITS,**  
**BOOKS & CABLES TO CHOOSE FROM**  
**ADD £1.50 P/P + 17.5% VAT**  
**ALL GOODS DESPATCHED SAME DAY**  
**PRICE SUBJECT TO CHANGE WITHOUT**  
**NOTICE VISA ACCESS ACCEPTED. MIN**  
**ORDER £5.00**

LINE OUTPUT TRANSFORMERS		OVER 100 MODELS AT LOW PRICES	
AKAI	MATSUI	AN3822K	7.99
CT2570E	1420	AN5151	6.99
CT2870	1440B	AN5435	2.50
ALBA	1450	AN5515	2.99
CTV14RS	1465	M4819B1	30.00
BABY 10	1480A	M49481	2.99
CTV741	1499	M54543L	11.00
	MITSUBISHI	M54544L	2.99
AMSTRAD	CT2528TX	M54548L	4.25
CTV2200	CT2839ETX	M54549L	4.50
CTV2210	1499	M54644L	3.99
TVR12/4	1499	M54645L	2.50
	1499	M54648L	3.99
	1499	M54649L	3.99
	1499	M54650L	2.00
	1499	M54651L	2.99
	1499	M54652L	2.99
	1499	M54653L	2.99
	1499	M54654L	2.99
	1499	M54655L	2.99
	1499	M54656L	2.99
	1499	M54657L	2.99
	1499	M54658L	2.99
	1499	M54659L	2.99
	1499	M54660L	2.99
	1499	M54661L	2.99
	1499	M54662L	2.99
	1499	M54663L	2.99
	1499	M54664L	2.99
	1499	M54665L	2.99
	1499	M54666L	2.99
	1499	M54667L	2.99
	1499	M54668L	2.99
	1499	M54669L	2.99
	1499	M54670L	2.99
	1499	M54671L	2.99
	1499	M54672L	2.99
	1499	M54673L	2.99
	1499	M54674L	2.99
	1499	M54675L	2.99
	1499	M54676L	2.99
	1499	M54677L	2.99
	1499	M54678L	2.99
	1499	M54679L	2.99
	1499	M54680L	2.99
	1499	M54681L	2.99
	1499	M54682L	2.99
	1499	M54683L	2.99
	1499	M54684L	2.99
	1499	M54685L	2.99
	1499	M54686L	2.99
	1499	M54687L	2.99
	1499	M54688L	2.99
	1499	M54689L	2.99
	1499	M54690L	2.99
	1499	M54691L	2.99
	1499	M54692L	2.99
	1499	M54693L	2.99
	1499	M54694L	2.99
	1499	M54695L	2.99
	1499	M54696L	2.99
	1499	M54697L	2.99
	1499	M54698L	2.99
	1499	M54699L	2.99
	1499	M54700L	2.99
	1499	M54701L	2.99
	1499	M54702L	2.99
	1499	M54703L	2.99
	1499	M54704L	2.99
	1499	M54705L	2.99
	1499	M54706L	2.99
	1499	M54707L	2.99
	1499	M54708L	2.99
	1499	M54709L	2.99
	1499	M54710L	2.99
	1499	M54711L	2.99
	1499	M54712L	2.99
	1499	M54713L	2.99
	1499	M54714L	2.99
	1499	M54715L	2.99
	1499	M54716L	2.99
	1499	M54717L	2.99
	1499	M54718L	2.99
	1499	M54719L	2.99
	1499	M54720L	2.99
	1499	M54721L	2.99
	1499	M54722L	2.99
	1499	M54723L	2.99
	1499	M54724L	2.99
	1499	M54725L	2.99
	1499	M54726L	2.99
	1499	M54727L	2.99
	1499	M54728L	2.99
	1499	M54729L	2.99
	1499	M54730L	2.99
	1499	M54731L	2.99
	1499	M54732L	2.99
	1499	M54733L	2.99
	1499	M54734L	2.99
	1499	M54735L	2.99
	1499	M54736L	2.99
	1499	M54737L	2.99
	1499	M54738L	2.99
	1499	M54739L	2.99
	1499	M54740L	2.99
	1499	M54741L	2.99
	1499	M54742L	2.99
	1499	M54743L	2.99
	1499	M54744L	2.99
	1499	M54745L	2.99
	1499	M54746L	2.99
	1499	M54747L	2.99
	1499	M54748L	2.99
	1499	M54749L	2.99
	1499	M54750L	2.99
	1499	M54751L	2.99
	1499	M54752L	2.99
	1499	M54753L	2.99
	1499	M54754L	2.99
	1499	M54755L	2.99
	1499	M54756L	2.99
	1499	M54757L	2.99
	1499	M54758L	2.99
	1499	M54759L	2.99
	1499	M54760L	2.99
	1499	M54761L	2.99
	1499	M54762L	2.99
	1499	M54763L	2.99
	1499	M54764L	2.99
	1499	M54765L	2.99
	1499	M54766L	2.99
	1499	M54767L	2.99
	1499	M54768L	2.99
	1499	M54769L	2.99
	1499	M54770L	2.99
	1499	M54771L	2.99
	1499	M54772L	2.99
	1499	M54773L	2.99
	1499	M54774L	2.99
	1499	M54775L	2.99
	1499	M54776L	2.99
	1499	M54777L	2.99
	1499	M54778L	2.99
	1499	M54779L	2.99
	1499	M54780L	2.99
	1499	M54781L	2.99
	1499	M54782L	2.99
	1499	M54783L	2.99
	1499	M54784L	2.99
	1499	M54785L	2.99
	1499	M54786L	2.99
	1499	M54787L	2.99
	1499	M54788L	2.99
	1499	M54789L	2.99
	1499	M54790L	2.99
	1499	M54791L	2.99
	1499	M54792L	2.99
	1499	M54793L	2.99
	1499	M54794L	2.99
	1499	M54795L	2.99
	1499	M54796L	2.99
	1499	M54797L	2.99
	1499	M54798L	2.99
	1499	M54799L	2.99
	1499	M54800L	2.99
	1499	M54801L	2.99
	1499	M54802L	2.99
	1499	M54803L	2.99
	1499	M54804L	2.99
	1499	M54805L	2.99
	1499	M54806L	2.99
	1499	M54807L	2.99
	1499	M54808L	2.99
	1499	M54809L	2.99
	1499	M54810L	2.99
	1499	M54811L	2.99
	1499	M54812L	2.99
	1499	M54813L	2.99
	1499	M54814L	2.99
	1499	M54815L	2.99
	1499	M54816L	2.99
	1499	M54817L	2.99
	1499	M54818L	2.99
	1499	M54819L	2.99
	1499	M54820L	2.99
	1499	M54821L	2.99
	1499	M54822L	2.99
	1499	M54823L	2.99
	1499	M54824L	2.99
	1499	M54825L	2.99
	1499	M54826L	2.99
	1499	M54827L	2.99
	1499	M54828L	2.99
	1499	M54829L	2.99
	1499	M54830L	2.99
	1499	M54831L	2.99
	1499	M54832L	2.99
	1499	M54833L	2.99
	1499	M54834L	2.99
	1499	M54835L	2.99
	1499	M54836L	2.99
	1499	M54837L	2.99
	1499	M54838L	2.99
	1499	M54839L	2.99
	1499	M54840L	2.99
	1499	M54841L	2.99
	1499	M54842L	2.99
	1499	M54843L	2.99
	1499	M54844L	2.99
	1499	M54845L	2.99
	1499	M54846L	2.99
	1499	M54847L	2.99
	1499	M54848L	2.99
	1499	M54849L	2.99
	1499	M54850L	2.99
	1499	M54851L	2.99
	1499	M54852L	2.99
	1499	M54853L	2.99
	1499	M54854L	2.99
	1499	M54855L	2.99
	1499	M54856L	2.99
	1499	M54857L	2.99
	1499	M54858L	2.99
	1499	M54859L	2.99
	1499	M54860L	2.99
	1499	M54861L	2.99
	1499	M54862L	2.99
	1499	M54863L	2.99
	1499	M54864L	2.99
	1499	M54865L	2.99
	1499	M54866L	2.99
	1499	M54867L	2.99
	1499	M54868L	2.99
	1499	M54869L	2.99
	1499	M5	

# What a life

Satellite dealers, James' first TV repair, chip resistance tables - all in a day's work for **Donald Bullock**

The long road that stretches down the east coast of Spain is dotted with satellite TV dealers. They seem to be mainly German or English owned and are generally unpretentious places with little by way of a showroom. You often enter to find a simple counter, a few repaired TV sets and satellite receivers in the middle of the floor, and a sign advertising sound conversions at quite reasonable rates. One or two sets will be showing a very good picture.

The dealers themselves are an assorted bunch, always casually dressed. They are usually quite informal and are happy to sit soaking up the sun that floods through their windows, occasionally sipping at the yellow brew that passes for beer in these parts.

I've got to know one or two of the British ones. They reckon to be just getting by, and are happy enough with that. For most installations they use an 80cm or 1m dish with an 0.8dB LNB.

*Senor, you wanna buy a video or maybe discuss some football, eh?!*

## Competition

Smaller dishes can be seen as you drive about. I assume that they are for reception of transmissions with a narrow footprint. While flicking

through the channels the other day, I was struck by the vast number and great variety of non-scrambled programmes of German or similar sounding origin. This made me wonder why most British-language satellite transmissions are of Murdoch origin, and how it is that the Germans (amongst others) manage to finance and produce so many channels without the need for scrambling.

Since Mr Murdoch went over to his latest card technology, dealers here can only make promises when approached for pirate cards. This means that unless people are prepared to fork out something like £300 for the privilege of watching rather banal commercial programmes, a proposition that would have seemed to be a non-starter to me, they have only Sky News - which, to give it its due, could be worse - and the TNT film channel. I wonder how long it will be before Mr Murdoch sees some proper British competition?

## First Steps

I go to Spain to write in peace, but it never happens that way. The word has got about that we are the local Mr Fixits, and items keep being brought along. Fortunately son James, who is now fifteen, can step in and work with little help.

The other day someone brought us a 14in. Spanish colour set, a First Line 1433GR. It had a Toshiba tube and a Toshiba look, but I couldn't place it - and we had no circuit diagram. James reported that it was dead, and that the chassis looked sweet and innocent.

"Appearances can be deceptive" I said, glancing at Greeneyes. "Mark the setting of the first anode potentiometer on the line output transformer, then advance it gingerly to see if a bright line appears across the screen. If it does, this will indicate that the cause of the trouble is field collapse." Shortly afterwards

James announced that there was indeed field collapse.

"Is there sound?" I asked. "If there isn't, the cause of the problem could be a power supply that's used by both the audio circuit and the field timebase. The correct course of action would be to check any 18-20V lines. If the sound is all right, we have to concentrate on the field timebase."

The sound was all right. "How do I find that field timebase?" he asked.

"Look at the scan coils on the neck of the tube" I replied. "They consist of a pair of line drive windings and a pair of field drive windings. The line windings work hardest, so they are wound on the inside, closest to the tube. They will also have the fattest connecting leads, which will trail off towards the line output transformer. Follow the other pair. They will take you to the field output stage. This could be based on a pair of flat transistors on heatsinks or a flat i.c., again on a heatsink.

James reported that the pair of field output transistors, a 2SC2073 and a 2SA940, tested perfectly out of circuit and that their 20V supply was present and correct.

"Check nearby transistors" I said. "Something has to generate a waveform to drive the output transistors."

He found a 2SA1013 transistor that was dead short-circuit and started to get excited. After lots of searching he discovered a transistor with similar characteristics and fitted it. He then switched on, expectantly. Still no field scanning. His face fell.

"We're winning" I said. "That transistor needs 12V or so to make it work. Is this supply present?"

It wasn't. "Now check the resistors in its collector circuit. Check back until you find the missing 12V." He did. "R256" he said, "it's colour coded 33Ω and has over 12V on one side, nothing at the other. But it looks all right."

"Looks can be deceptive" I said, as



Greeneyes brought us some tea. She stiffened slightly and gave me a look.

"It's open-circuit" James cried, holding the resistor across our meter. He replaced it in no time and switched on. It started to burn.

"Finger on the new transistor" I barked. It was cold. "Switch off and measure the resistance between your new resistor and chassis, both ways round. He got two dead short-circuit readings.

"Something on that line is shorting it to chassis" I said, "check for it."

The cause of the trouble turned out to be a 12V zener diode which was dead short both ways. When he fitted a replacement and switched on the field scan came up. After resetting the first anode potentiometer there was a perfect picture.

"Congratulations Jim" I said, "you've just done your first TV set repair!"

### Parts Problems

Obtaining spares for products that are Spanish or made for distribution in Spain can be tricky. They won't have been heard of in the UK, and it's difficult to know where to start. But some of the advertisers in *Television* are particularly helpful.

We recently needed an on-off switch for a Kneissel TV set and some belts for VCRs that were unknown in the UK. We did a careful drawing of the switch and wrote a note outlining our belt problem and faxed these to JJ Components. Shortly after the machine had grunted to a halt Jay Popat phoned us to say that the switch would be in the post that day, also a handful of various belts. As always with this firm, it all happened. When the package arrived here a few days later we were able to complete our repairs.

Jay also sent us his latest catalogue, which is in A4 format, has a colour cover and runs to 125 pages. The layout is excellent, and Jay commented "I cannot tell you how much midnight oil its production cost me".

### Some Toshiba's

The gate clanged the other day and Senor Edgie ran into the drive, carrying a Toshiba colour set. "I shall hit him" he cried. "I will. . . and when I do. . ."

"What's up?" I asked, "hit who?"

It seemed that Grasperos had quoted him £60 deposit to look at his set and told him that it could take a year to obtain the spares required. He left the set with us, still foaming like a bull.

It was a 215R8B whose problem

was field collapse. Being familiar with the set we checked plug P570's sockets on the main panel. It provides the scan coil connections and as usual was an oasis of dry-joints. Easy enough and, fearful of a clout from Senor Edgie, we priced it at a tenner.

He was all smiles when he came to collect it. Then Senor Loper sprang in with another Toshiba set – slightly different model number, but the same chassis.

"Dead" said Senor Loper.

"Yesterday the cat died. Now this. These things come in threes."

"Better do the set quick" I said to James.

F801, the 2A mains fuse that lives on a little subpanel with the switch, was open-circuit. So we checked the R2M over-voltage avalanche diode D808 which was short-circuit. The 6-2Ω surge limiter resistor R801 would also have failed, wouldn't it? The bin clanged again.

We looked at the STRD4420 chopper chip Q801, but this seems to be a pretty rugged device. So we replaced the items we'd found to be faulty and started the set up with a variac. There was a flash and the 2A fuse and D808 said goodbye.

We took out the chip and checked it against the figures in our notebook, where amongst other things we keep a pin resistance table for this i.c. The readings didn't tie up. As it was clearly defective we fitted a replacement, then started up again via the variac. When the input reached 100V the set sprang to life, bringing smiles to our miserable faces. The picture was excellent.

### An Hitachi CPT2578

Our next caller brought along a dead Hitachi CPT2578. It's fitted with the

G8Q chassis – the one with the odd power supply that uses two chopper transistors. On test the set didn't even make it to standby. There was HT at the output from the mains bridge rectifier but nothing more. The start-up circuit contains a thermistor, TH902, that's given us trouble on previous occasions. We went straight to it and found that it was open-circuit. A replacement restored the set to life.

### An Amstrad WP Monitor

The Amstrad PCW8512 wordprocessor monitor we were presented with suffered from field collapse. Most of the field timebase circuitry is contained within an LA1385 chip, and we didn't have one to hand. Again our little book came in handy. We turned to the appropriate page and read off the resistance readings for a good LA1385. These are shown in the accompanying table, measured using our meter's 20kΩ range.

The letter R indicates the pin to which the meter's red probe is connected: connect the black probe to the other pins in sequence. Where no reading is shown, it should be above 20kΩ. We found that the chip in question was full of shorts. Field scanning was restored after ordering and fitting a new one.

It takes only a minute or two to chart the readings for a good chip, with one of you taking the measurements while the other jots down the readings. The resulting table will save on diagnostic time and can avoid the dreaded business of ordering an expensive chip you find you don't need. With VCR signal processing chips, creating such charts can be positively therapeutic! ■

**LA1385 resistance table**

Pin	1	2	3	4	5	6	7	8	9	10
1	R									1.44
2		R	0.38							13.3
3		0.38	R							13.7
4				R						
5					R					
6						R				
7							R			
8		1.33	1.37					R		
9	1.44								R	
10										R

Connect the meter's red probe to the pin shown as R and the black probe to the other pins in sequence. A blank space in the table above shows that the reading should exceed 20kΩ. Measurements carried out using the meter's 20kΩ range.

Tables like this can be easily drawn up with a known good chip and will save diagnostic time with suspect chips.

# VCR CLINIC

Reports from Eugene Trundle Philip Blundell AMIEEIE

Simon Bodgett John Coombes Brian Storm

Gerald Smith Mike Leach Robert Marshall

Stephen Leatherbarrow Terry Lamoon

Michael Maurice Keith Evans

## Daewoo V415 etc

Tuning drift is an increasingly common fault with this series of models. While other things can be responsible, the usual cause lies with the three 100nF capacitors C140/1/2 in the tuning voltage integrator/filter circuit. E.T.

## Finlux VR2030/Philips

If there is no tacho feedback from the capstan FG to the control system the machine will shut down almost instantaneously. This particular VCR would accept and load a cassette but then ejected it as soon as any deck function was selected. Checks showed that there was no +11a supply to the tacho amplifier on the deck because the decoupling capacitor C2206, at the front of the main PCB, was short-circuit. E.T.

## Panasonic NVG25

The customer may not be aware of this fault unless the machine is, for any reason, disconnected from the mains supply – it generally crops up when the machine is on the repair bench for attention to some other fault. The symptom is complete lack of action, the cause being a dried-up kick-start capacitor in the power supply. Look for C1109 (1µF, 400V). E.T.

## GoldStar GHV1296PQ

The playback picture would sometimes roll vertically because of poor head/tape contact at the start of the drum wrap. We found that the back-tension lever was not always moving fully to the left, because of a faulty mode switch. It's much

easier to replace than with many other types of VCR. E.T.

## Hitachi VTM822/922 etc

We've had three of these machines in recently with front-loading problems. The trouble starts during eject, when the cassette may jam when half way up or collide with the back of the still closed cassette flap.

The cause is a loose metal side plate at the right of the FL assembly. It's labelled the 'RHS bracket gear 411' in the parts diagram. What happens is that the plastic claws that should retain it become fatigued and bent. One cure is to replace bracket 403, but I fit a suitable (that's important!) self-tapping screw into the hollow end of FL shaft assembly 424 – in the hole marked F in the drawing of bracket 411. I then wedge the plastic clickers back into position, and warm the plate with a hairdryer to set them properly. Remove the wedges only when everything has fully cooled (leave the self-tapping screw in place). E.T.

## Hitachi VTM720

For low take-up torque (should be 80-170g) check the clutch base assembly for wear. The gear train in the assembly can become stiff because of wear under the take-up gear. P.B.

## JVC HRJ420

This fault note could apply to other models. The problem was intermittent E-E picture blanking/video recording, playback of a known good tape being OK. A

scope check showed that in the E-E mode there was a healthy input at pin 62 of the video processor chip IC201, and that it didn't drop out. The output at pin 64 was being disrupted intermittently however, with compressed sync pulses, or half the signal or no signal. What do you do – replace IC201? Wrong!

The signal is probably being disrupted because Q207/212 in the following stage are being switched on by control line 'P. mute', which is going low at random. Having discovered this, some people have changed the microcontroller chip since there are no other obvious problems. But problems there are! One of its input lines, 'sync. det.', is instructing the micro to mute the picture.

The guilty components have been found to be the sync ringing coil T901 and/or the IF module. There should be a distorted sinewave of at least 4V peak-to-peak amplitude at C905, otherwise Q905 will remain off and 'P. mute' is then on. If the sinewave is of lower amplitude and the positive potential above earth is varying by less than 3V, check Q904's input signal.

Another culprit is IF unit TNR2. The 'sync sep' output should be at a DC level of almost 9V, with a 3V negative-going triangular waveform on it. If there is any video signal content here, the IF unit is faulty.

Follow this advice and save JVC the cost of video processing and microcontroller chips. S.B.

## GoldStar RF900i

These machines have a fully-enclosed chopper power supply

which is therefore inclined to heat up. Failure of the chopper transistor can be caused by a 1 $\mu$ F, 50V electrolytic drying up and thus going low in value. The best way to tackle this is to replace the transistor, the control chip, rectifier, fusible resistor and the two electrolytics in the feedback supplies around the optocoupler. **S.B.**

### Ferguson FV62

This machine wouldn't accept tapes. The cause was simply dust in the timing slots at the bottom of the drum assembly. A thorough clean restored normal operation. **J.C.**

### Toshiba V110B

When the mains supply was switched on this machine went into the stop mode. After a lot of tests we discovered that replacing the end and supply sensors restored normal operation. **J.C.**

### Akai VSF33

The complaint with this machine was that the tape stuck. When we checked it we found that the tape was sticking in the cassette housing. A replacement damper arm restored normal operation. **J.C.**

### Panasonic NVJ30

When this machine was switched on from cold the top half of the E-E picture would show bad distortion. The distortion would gradually decrease until, a few minutes later, the picture was fine. As with all such ephemeral faults, it took many days of soak bench testing to find the culprit, which turned out to be C768. This 10 $\mu$ F capacitor decouples the 12V supply on the demodulator board. **B.S.**

### Panasonic NVHD90

Reception was consistently disturbed by a 'glitch' – a transient flash that muted the sound momentarily and made the stereo indicator flicker. Since this looked a bit like tuner flashing we tried fitting a replacement. The glitch returned almost immediately. After much scoping and measuring we traced the cause of the fault to C1130, a leaky 1,000pF ceramic capacitor in the power supply. A replacement restored the tranquility of the 12V supply. **B.S.**

### Panasonic NVSD25

This machine played back all right but any attempt to cue forwards or backwards would result in loss of line lock as the machine tried to default to the NTSC mode. A

number of defects, e.g. worn video heads, poor tape path alignment, incorrect back tension etc., can cause this problem. In this case the cause turned out to be the capstan motor's top bearing, which was almost seized because of a build up of dirt. Once the capstan spindle and bearing had been cleaned and lubricated line lock was maintained in all modes. **B.S.**

### Panasonic NVF55

There was no normal sound or Nicam sound in the E-E mode. After making a few voltage checks we found that the audio defeat line to the Nicam pack was permanently high. The audio defeat line is produced by the M66006FP chip IC7001. A replacement removed the silence. **B.S.**

### Panasonic NVL20

Because the VL and VU lines were wrong we were unable to tune in any channels. These two signals are set by the front panel microcontroller chip IC7501, determining the tuning bands. A replacement M37422V4AF microcontroller chip produced the correct band. **B.S.**

### Panasonic NVJ45

There was an unusual complaint with this machine. When the record mode was selected, some channels on the TV set were affected by heavy diagonal patterning. On a hunch we checked the luminance and chrominance pack carefully for ageing capacitors. Sure enough when C831 (4.7 $\mu$ F) had been turfed out and a replacement fitted the problem had gone. **B.S.**

### Nokia VR3784

This machine had faulty hi-fi sound, the left channel output being very low - in fact virtually missing. Checks carried out around the AN3961NFBP-A hi-fi processing chip IC231 showed that the input side was OK but the left channel output was very low. Replacing this chip cured the fault. **G.S.**

### Samsung VIK316

This machine was completely dead, with no functions whatsoever. Checks in the power supply revealed that the always 5.8V supply at pin 6 of connector CN02 was missing. The rectifier diode in this supply (D34) was OK, but its 470 $\mu$ F, 16V reservoir capacitor C35 had dried up.

When a replacement had been fitted the machine sprang to life, but

the display was rather dimly lit. The cause of this was another dried up capacitor, this time C38 (100 $\mu$ F, 10V). **M.L.**

### Akai VSF310

This machine wouldn't front load a tape. All the usual checks were carried out: the mechanism timing was checked and a new mode select switch was fitted, all to no avail. I have to admit that it took a lot of investigation before the cause of the fault was found – a dry-joint on the machine's bottom board.

Although the machine wouldn't front load, if a tape was wound in by hand to the stop position all functions would work. In the end I assumed that an end sensor problem had to be the cause of my woes. The dry-joint was where the leads from the left-hand end sensor join the panel, near the mode switch. It couldn't be seen with the naked eye.

Basically, the logic levels at the microcontroller chip weren't quite right when a tape was pushed into the housing. This is what led me to the end sensors. It's one that I would rather forget! **M.L.**

### Samsung VI710

The display produced random flashes and there were no other functions. When one of these machines comes in with the no operation symptom you can usually bet that the STK5333 regulator chip is faulty. On this occasion it was OK, the cause of the rather unusual symptom being the 3,300 $\mu$ F, 16V smoothing capacitor C103. **M.L.**

### Matsui VX2500

No picture was the complaint with this machine. When attempts to clean the video heads didn't help we found that there was no drum servo lock. This was put right by replacing IC2001 (OEC6014B).

With the machine running on its side the drum assembly made a noise. We found that the collar under the dome-shaped flywheel was coming loose. If this collar is not in the correct position relative to the video heads the flywheel, which contains the magnet for the PG head to detect, will also be incorrectly positioned. As a result only a part of the picture will be seen on the screen, the rest of the display consisting of noise. **R.M.**

### Ferguson FV31R

Although this VCR was dead the fuse was OK and so were all the transistors in the power supply. The start-up oscillator signal could be

seen at the junction of RP28/29 but not at the base of TP28. The diodes were all OK except for one – DP16 was very leaky! Incidentally, never leave the base of TP28 disconnected when power is applied. **R.M.**

### Ferguson FV41

The complaint was rolling pictures with some tapes. A look at the FM waveform at BF14/6 revealed all – the switching points were incorrect. Adjustment does not involve presets and an oscilloscope with these machines. You simply play back an alignment tape and press and hold 0 and 8 simultaneously. Then, after about two seconds, press stop. This completes the alignment. A tweak on the left-hand guide to straighten up the FM waveform completed the 'repair'. **S.L.**

### Mitsubishi HSM Series

We still get a lot of these machines with a cracked plastic capstan motor belt pulley. The pulley and belt jump off the motor, with obvious results. A quick cure, with which we've had a 100 per cent success rate, is to use a pulley from a JVC HRD series motor. It's a perfect fit and the replacement takes just a few minutes. **S.L.**

### Ferguson FV11R/JVC HRD170

The cause of a recent case of intermittent signals proved to be extremely difficult to track down at component level, because of its irritating habit of clearing itself as soon as fault finding commenced. Tuning seemed to be normal when the fault was present, with ch. 55 (our local BBC-1) appearing on cue during search tune. But no signals were evident, because there was no output from the BC182 transistor TR15. The input to its base comes from IC4 (TD6359N), which receives data for tuning etc. from the front panel.

After an extended period of testing, TR15's emitter capacitor succumbed to an attack with freezer. It's a 22nF disc capacitor – but the value had fallen to about 3-4nF. **S.L.**

### Mitsubishi HSMS9

This machine was completely dead – there was not even a clock display. With the ever-increasing use of switch-mode power supplies in VCRs we were not surprised to find one here. A recent cold spell led me to suspect the electrolytics in the primary side of the supply. I was quickly rewarded: C912 (220µF, 16V) had gone low in value. It

seemed as well to replace the other two electrolytics on the primary side of the circuit, C906 (2.2µF, 200V) and C911 (100µF, 50V). **S.L.**

### Amstrad VCR4600

Sound warble was the complaint with this dual-speed machine, the symptom being more apparent in the LP mode. A previous engineer had replaced the capstan motor, the belts, the pinch roller and the capstan drive chip.

A check showed that the capstan control waveform at TP22 was incorrect, with a couple of extra negative-going pulses present. These drifted and, when coincident with the control pulse, reduced its effective amplitude. The capstan control loop then failed. We eventually found that the extra pulses were being produced by the BA718 dual op-amp chip IC302. **S.L.**

### Matsui VP9501OP

This machine came in with mechanical problems such as not loading correctly. Someone had already fitted the usual replacement mode switch. I checked the alignment, which was OK underneath. When I inspected the top area however I noticed that the idler lever was disengaged from the idler wheel. The machine worked correctly when this item had been put back in its correct position. **T.L.**

### Philips VR712

There was no front display although all the functions worked. The display was receiving data and its main LT supply was present, but there was no heater voltage. When I traced the source of this back to the power supply I found an open-circuit Wickman fuse, 1216. A replacement restored the display. **T.L.**

### Matsui VP9401 etc

A warning about this and similar models: when you put the deck back into position after replacing the mode switch, make sure that you do not crush the central LED tower as you can short the two unprotected leads together, causing strange mechanical symptoms. It's easy to do this, not so easy to find the cause of the resultant faults. **T.L.**

### Sanyo VHR390

Whatever function was selected, the tape would stop after a few seconds. This can be caused by dirt on the take-up spool or its sensor, or a faulty sensor. The first thing to do is to remove the take-up spool and examine the black and silver

sectors. Check whether the black sectors are really black. If in doubt, replace the take-up spool and sensor.

When cleaning the spool use a clean, dry cloth. Don't apply much pressure, otherwise the black paint will come off. **M.M.**

### Ferguson FV33H

This VCR was dead. When it was switched on at the mains, a small arc could be seen near the chopper transistor's heatsink. We cured the problem by cutting the track near the heatsink lug and replacing it with a small length of insulated wire. **M.M.**

### Ferguson FV80L

I'm not sure how this machine, which came from another dealer, came to be so badly misaligned. The carriage was in the eject position, the pinch roller was approximately 3mm from the capstan shaft and the guides were a quarter of the way into their travel! Fortunately nothing was broken or damaged and deck realignment put matters right. **M.M.**

### Fisher FVHP716

This machine would occasionally drop into the timer mode and refuse to come out. During our investigation, the LT fuse F902 failed for no apparent reason – but maybe this was a clue. When the fault finally reappeared, the LT voltages were all very low. The main 22V feed to the power chip had dropped to just 9V. On checking back to the transformer we found that there was a dry-joint at connector PV903, which links the 18V AC supply to the regulator board. **K.E.**

### Sanyo VHR291

This hi-fi stereo machine would occasionally fail to eject the cassette. The problem could usually be cured by briefly disconnecting the mains power, thus resetting the microcontroller chip. This didn't always work however, and was causing the user some frustration. This not uncommon symptom pointed to our old friend the mode select switch. But beware! It's buried under the loading motor block. Thus a service manual is almost essential, to be able to reset the timing marks on the cam gears and sprockets.

It's worth checking the condition of the loading motor belt while the loading block is out and you have easy access to it. **K.E.**

# WILLOW VALE

ELECTRONICS LIMITED

'The Better Choice'

# gives you more...

- More new products and spares
- More commitment to higher stock levels
- More technical know-how
- More choice
- More product support
- More dedication to customer care

**Willow Vale** supplies parts for all these household names, with over 290,000 different spares available by letter, phone, fax or C.O.P.S. ('viewdata' based order/enquiry system).

Should you require any technical help, advice is available on our 'TECHLINE' **0891 615915**  
(\*all calls charged at premium rate).

Being **Willow Vale**, we don't just guarantee the quality of our spares. We also pride ourselves on our prices...and our genuinely friendly and knowledgeable staff.



Reading: (01734) 876444 Manchester: (0161) 682 1415







# WIZARD DISTRIBUTORS

ARE NOW OFFICIAL STOCKISTS FOR

## TATUNG (U.K.) LTD.

Genuine Tatung spares at genuine Tatung trade prices. We can now supply the full range of consumer electronics, microwave, fax, P.C. & monitor spares.

We are proud to be appointed by Tatung (U.K.) Ltd to distribute components to their non-account customers. This further enhances the comprehensive range of spares we can offer for over 20 different manufacturers equipment covering T.V., Video, Satellite, Audio, Computer & Microwave products.

Our comprehensive catalogue is available, free of charge, to trade customers on request.



EMPRESS MILL, EMPRESS STREET,  
MANCHESTER, M16 9EN.

Tel: 0161 872 5438. 0161 848 0060.

Fax: 0161 873 7365

## New Products – 1996

### MAGNUM Soldering Equipment



Features of the 1000SP Soldering Iron

- \* Stepless temperature selection between 200 deg C and 420 deg C (392 deg F and 788 deg F)
- \* Proportional control with thermocouple located inside the tip maintains the temperature within + or - 3%.
- \* Fully electronic triac switching at zero-crossover.
- \* Operates from any 24V AC 2A power source.
- \* Wide range of tips available.
- \* Earthed from the tip to centre pin of power plug.
- \* Temperature is selected by adjusting the pointer on the handle.
- \* In the rare event of failure the modular control board can be unplugged and replaced without the use of a soldering iron.
- \* All MAGNUM soldering irons are fitted with highly flexible "bum proof" silicon cord.

The 1000 SP Soldering Iron and 2000 Station

The 1000 SP has been designed to operate with the 2000 station.

#### Features of the 2000 Station

This is a general purpose 24V AC 50W transformer station.

The 2000 station is supplied with spring safety holder, cleaning sponge, spare tip storage and potential balance socket. Magnum Irons, use the E.C. range of tips.

To Order Quote 112000SP	One Off Price £79-95
----------------------------	-------------------------

TELEPHONE/FAX  
0151 639 8076

## COMPUTRADE

*The ultimate source of Computer Components*



### IF YOU REQUIRE ANY OF THE FOLLOWING

\*\*\*\*\*

**MONITOR COMPONENTS**  
**FLYBACK TRANSFORMERS**  
**CATHODE RAY TUBES**  
**SIGNAL CABLES**  
**SCHEMATICS**  
**SEMICONDUCTORS**  
**INTEGRATED CIRCUITS**  
**SOURCING AND BROKERING**

\*\*\*\*\*

*Also redundant stock purchased*

\*\*\*\*\*

**PLEASE CALL OR FAX YOUR ENQUIRY**

+44(0)1203 307874

+44(0)1203 305260

All parts supplied depend on availability and minimum orders may be applied

## TRADE CAMCORDER REPAIRS

ACCÉNT TECHNIC offers the fast and efficient answer for camcorder repairs to the trade. We repair all makes to the highest standards in our fully equipped workshops.

For a fixed cost of £32 + VAT we will collect/deliver and give a full estimate for the repair of any faulty camcorder.

Just call our freephone number, and we will arrange collection anywhere in the UK mainland (Inc. Northern Ireland, excl. Scottish Highlands, Scilly Isles, Isle of Man and the Channel Islands, which are available at extra cost.)

We also repair under many manufacturers warranties. Account facilities available.

Please ring for details.



(0800) 281009

UNIT 20, HAMPTON LOVETT IND. EST.  
DROITWICH, WORCESTERSHIRE  
WR9 0NX



# LETTERS



## PCs and Mobile Phones

After reading your April leader I would like to make a few comments on the PC scene, also a suggestion about something that could well turn out to be a nice little earner for the brown goods workshop.

Until recently computers, including PCs, were the only items of domestic equipment I serviced. Two factors have queered the computer repair pitch. First, older machines such as the Spectrum and Commodore 64 have long since fallen into disfavour. It is well nigh impossible to obtain the ASICs (Application Specific ICs) used in Amiga machines since Commodore went bust. Dealers who have any Amiga spares naturally hang on to them for their own use. When it comes to games, apart from very simple faults it's impossible to fix Nintendo and Sega games consoles as the importers won't supply spares.

The second factor that affects the PC repair business is the modular construction of the PCs and the low cost of the boards. Even when you have access to spares and service information, the repair of plug-in adaptor boards is not an economic proposition. For example CPC lists a multi I/O board for a little over £7 plus the dreaded VAT. Just one of the two 8256 UART chips used in this board costs £8.25 (plus VAT) from Farnell. Catch my drift? What about motherboard failure? I've seen brand new 486 motherboards on offer at under £50 complete with processor and warranty. At this rate it's not worth attempting to fix the old one. In fact the major expensive item in the latest Pentium machines is the processor chip itself – unless I'm very much mistaken, you won't get much change from half a grand!

In the event of switch-mode power supply failure, a new one will set you back only around £30 with a year's warranty. Floppy

disc drives are so cheap that they are disposable. Hard discs are rapidly going the same way. In passing if, like me, you use a PC for work, it's quite likely that your software and work are worth more than the machine itself. So make regular backups of the contents of your hard disc on floppy discs or tape streamer and store them in a safe place.

The modular construction of PCs means that even users with limited technical knowledge can repair and upgrade their own machines – it's literally a matter of swapping panels. As long as the sick machine can load DOS and produce a display, there's plenty of diagnostic software that will tell you exactly what is wrong with it. Dead PC? No problem! Check that the power supply is working then plug a diagnostic card into a spare card slot. It's surprising how many faults are caused simply by grubby edge connectors and loose cards or SIMMs. Accessories like CD-ROMs and sound cards are advertised as being "plug in and play" devices. Any schoolboy can fit and configure them.

This leaves the monitor and printer as perhaps the only parts of a PC system that are worth repairing. But with new VGA displays now costing little more than £100, even monitors may shortly come to be regarded as disposable. The only area that may still offer technicians future scope is system building. This requires software skills, most of which you have to pick up on the way – especially when installing and configuring networks such as Ethernet.

Lack of memory is easy to deal with – if you can, just ditch Windows! It ties up a lot of RAM that your application software could otherwise use. I own two PCs, an elderly Tandon 286 that I was given and an Elonex 386 laptop that set me back £100 – the previous owner suspected that the lead/acid battery pack was on its way out, and I wanted a portable machine so that I could

work out-of-doors in the summer! The Tandon's memory is a mere 1Mb, while the Elonex PC has 2Mb. Yet in addition to a wordprocessor package I use a full Autodesk CAD package together with No. 1 System's excellent PCB design and circuit simulation software. All these are DOS programs, and I've never run out of memory while using either machine. I suspect that I may not be the only PC user who finds the DOS command line far easier to use than Windows. Software writers please note: there are still plenty of us DOS dinosaurs out here!

Oops, I nearly forgot that potential nice little earner! One area of consumer electronics is very much in the bandwagon mode at present: the mobile phone. While jobs such as reprogramming or repairing and lining up the RF sections call for test gear that's not usually found in the average brown goods workshop, much cellphone repair work just involves the replacement of broken aerials, keypads and case parts.

Don't forget that the purchase price (typically £300 or so) of the "£10" phone is heavily subsidised by the air-time provider. So you won't get a replacement on the same terms. Break your phone and you may have to pay the full replacement cost. This makes repair of the old one very much an economic proposition.

All that's needed is for at least one of the trade suppliers to start stocking, or at least offering to obtain, cellular phone spares. This shouldn't be a problem, as most of the mobiles in use in this country carry familiar brown goods brand names or come from the well-known radiocom specialist Motorola. Meanwhile, pattern cellular accessories such as batteries and chargers, car aerials and leather cases are already available from CPC amongst others. To stock these could well bring you extra custom from mobile phone users, who are quite likely to return

when their TV sets and VCRs need to go into dry dock.

*Peter Roberts,  
Runcorn, Cheshire.*

## Comments

The following are intended as constructive comments on some of the points raised in the April issue.

### Mature markets (page 395):

The private car market is also mature, but until over capacity developed recently profits were high at all stages in the distribution chain. The low profitability in the brown goods market in the UK, compared with say Germany, is the result of the low price/low margin policies adopted by the industry's leaders twenty or thirty years ago. The hi-fi sector has found a way out – sell mystique and snake oil. Unfortunately, this probably won't work with tellies and videos.

### Interference from CFLs (page 398):

This is interesting information. Is Dave Lauder aware of the move to allow some types of energy-saving lamps rather high emission levels (compared to present limits) at around 2.3MHz?

### Test Case 400 (pages 411 and 437):

The video enhancer might have been mentioned. Although some of these give quite dire results, others are reasonably effective in 'restoring' what's been lost through previous processing.

### Electrolytic problems (page 415):

It's unlikely that a change in value from 100µF to 70µF would cause quite such drastic symptoms. If the capacitors concerned are at the input side of the regulators, and are in fact the rectifier reservoir capacitors, the DC voltage produced should vary little with decreased capacitance until, at a sufficiently low level (depending on the circuit being

supplied), there is a sudden drop from approximately the peak value of the AC input to approximately (full-wave rectification assumed) the average rectified value of  $2/\pi$  times the peak value, which is about 0.64 times. It seems more likely that the leakage resistance was varying, though this normally falls with increased temperature. This isn't the first time that such an effect has been attributed to a relatively small capacitance decrease in you pages, and could mislead inexperienced readers.

Small changes in the value of coupling, timing and tuning capacitors can have a large effect of course, but 100µF capacitors are not common in such positions. Even when used as speaker coupling capacitors, a 30 per cent value change will produce effects that only the golden-eared could detect. The following 'yet another' case supports this – a very faint hum bar caused by a fifty per cent fall in capacitance value.

### Jitter cancellation (VCR signal processing, pages 434-6):

This very good series came slightly unstuck in Figs. 1 and 3 and the mathematics department. A true phase-retard block introduces a phase shift, not a frequency change; and you can't add frequencies and phase angles. I sympathise with the wish to keep things simple: we don't want to bring in animals like  $\cos wt$ , but since half a step was taken by introducing the phase error as the differential  $d\theta$  perhaps we could take the whole step and add to the frequencies 'the rate of change of the phase error',  $d\theta/dt$ , which is a frequency. I mention this only because the better trainees will be more mystified than the weaker ones by the lack of rigour.

**Interference (page 449):** The EMC Directive, which is what Geoff Darby refers to in his second paragraph, does not apply

to 'radio amateur apparatus not commercially available'. If your home-built gear causes interference, the licence regulations and/or the remaining parts of the Wireless Telegraphy Acts can be used to stop it. You would be 'advised' before being prosecuted however.

*John Woodgate,  
Rayleigh, Essex.*

## Next Month

**June issue – on sale May 15th**

### Inside the Pace MSS1000

Start of a new series in which J. LeJeune takes us on a guided tour of the technology in this satellite receiver. Good reading to gain insight into satellite receiver design and prepare for any fault finding that may be required.

### Servicing the Hitachi VTM720/722

John Coombes summarises the fault conditions he has experienced with these VCRs to help you sort out any difficulties you may have with them.

### Line Output Check Power Supply

This cunning but simple power supply was devised by Ian Rees to enable the operation of the line output stage in a dead set to be assessed. It can save you a lot of time when preparing estimates and making initial checks.

### Monitor Fault Reports

In response to many requests, further fault-finding notes from our computer monitor experts.

### Starting a TV/video Repair Business

So you think you can go it alone? Many succeed despite the trade's poor reputation. The most important thing is to be aware of the likely problems and how to deal with them. Advice from John Pitt-Francis, who has made a success of Otter Vision.

**Plus all the regular features**

Published on the third Wednesday of each month by Reed Business Publishing Ltd., Quadrant House, The Quadrant, Sutton, Surrey SM2 5AS. **Filmsetting** by Wace Publication Imaging, 2-4 Powerscroft Road, Sidcup, Kent DA14 5DT. **Printed** in England by BPPC Magazines Division, Carlisle Web Offset, Cumbria. **Distributed** by Marketforce (UK) Ltd., 247 Tottenham Court Road, London W1P 0AU (0171 261 5555). **Sole Agents** for Australia and New Zealand, Gordon and Gotch (Asia) Ltd.; South Africa, Central News Agency Ltd. **Television** is sold subject to the following conditions, namely that it shall not, without the written consent of the Publishers first having been given, be lent, resold, hired out or otherwise disposed of by way of Trade at more than the recommended selling price shown on the cover, excluding Eire where the selling price is subject to currency exchange fluctuations and VAT, and that it shall not be lent, resold, hired or otherwise disposed of in a mutilated condition or in any unauthorised cover by way of Trade or affixed to or as part of any publication or advertising, literary or pictorial matter whatsoever.

FAX: 0274  
722229

# BESCO LTD

## YOUR PREMIER SUPPLIER FOR OVER 30 YEARS

### Have a great '96 with Besco

**ENTIRE RANGE OF EX RENTAL TVs, VIDEO, B GRADE HIFI, PORTABLE CD, GHETTO BLASTERS ETC.**

**F.S.T. remote working from only £60**  
**F.S.T. text working from only £70**

complete with handset, makes inc' Solara, Philips, Sanyo, Hitachi etc.

Over 200 working video recorders in stock **from £40** (slim front loaders)  
100s of front loading videos off the pile **from £12** – Philips, Hitachi, Sanyo, Sharp, etc.

Good quality working TVs standard **only £25** Teletext **from £40**  
Makes in stock – Hitachi, Ferguson, Pye, Philips, GEC etc, **RING OUR HOTLINE NOW!**

### HIFI SPECIAL

Boxed HiFi with C.D., Twin tape, radio etc.  
**from £35** (MIN 3 UNITS)  
Car radio/cass, Personal stereo, Personal C.D.,  
Ghetto Blasters, etc.

### BASEMENT CLEARANCE

300 ex rent colour TVs, mixed std and text, makes  
include Pye/Philips KT3/K30, Hitachi, GEC series 90,  
Ferguson TX etc. – **ONLY £2,400.00 THE LOT!**  
(DELIVERY ARRANGED)

By special request return of our sensational Cabaret, also our new menu FREE Hamburgers, Pizza, soup,  
sausage/egg, bacon sandwiches etc. *All this and rock bottom prices too!* Where else? Bring money!

Prices are plus VAT  
and based on quantity

Walker House, 16 Bottomley Street, Bradford BD5 7LJ  
Ring Tony 01274 308186 – Open 6 days – 9am-5pm

TV WHOLESALE

#### AMSTRAD HANDSETS

VCR4600, 4600 MkII 7.05  
VCR4700 17.63  
VCR5200 11.75  
VCR6100 (Barcode Indexer) 32.44  
VCR6200 Barcode 32.44  
TVR 2 8.46  
TVR 3 (Equivalent) 10.70  
SRD400 18.15  
SRD400 (Equivalent) 11.05  
SRD500 11.75  
SRD510/520 13.81

#### AMSTRAD TUNERS/IF

UE33-B01 VCR4600/4700 9.40  
TPS7-B0005 VCR4600/4700 9.40  
TPS7-L0002 14.10

#### AMSTRAD MODULATORS

18108221 VCR5200 7.05  
4600 MkII, 4700 16.45

#### AMSTRAD SERVICE MANUALS

VCR3000/9500 14.85  
VCR4600 MkII, 4700 9.00  
VCR6000/6100 11.50  
VCR7000 9.00  
VCR8700 8.00  
VCR8800 9.75  
VCR9000/9004 9.00



#### PRICES INCLUDE VAT.

ALL ITEMS ARE BRAND NEW AND GUARANTEED

★ ★ SAME DAY DESPATCH ★ ★

Write or Phone for FULL LIST.

★ ★ POST & PACKING ★ ★

 **£1.18** 

**Harrison Electronics**

CENTURY WAY, MARCH, CAMBS PE15 8QW.  
FAX: (01354) 51416. TEL: (01354) 51289

VMC100 16.50  
SRX100/200 4.70  
SRX100/200 SRD400 13.25  
SRD510/520 6.50  
SRD550 3.85  
SRD600 20.65  
PPC512/640 11.50  
PC2086 12.00  
PC2286 19.50  
PC2386 15.00  
PC3086 11.00  
PC4386 POA  
PC5086 15.00  
PC7486SLC 7.00  
ALT286 8.50  
PC14M28/29 3.25  
FX9600 FAX 20.15

#### AMSTRAD COMPUTER OPERATORS MANUAL

PC1640 11.75  
PC2286/2386 11.75  
PPC512/640 11.75  
ZX SPECTRUM +2 5.50  
PC1512 (Tech. Ref.) 6.00  
PC1640 (Tech. Ref.) 8.00

#### AMSTRAD SOFTWARE

ACCOUNTSMASTER 19.98  
(Full accounts program for running small business on any PC)

#### AMSTRAD FAX PCB

FX9600 FAX PSU 29.38

#### AMSTRAD VCR 4600 4700, TVR1,2,3

HEAD BASE ASSY. (Audio) 17.63  
FRICTION GEAR 779 2.06  
TAPE CREATING KIT 5.88

#### AMSTRAD MOTORS

Capstan Motor LLA4B02 10.28  
Capstan Motor LLN4B21 10.28  
Tape Loading MCF9B02 9.99

#### AMSTRAD LOPTS

CTV1400 FB165KA 23.50  
TVR3 181297 14.69

**AMSTRAD PCBs**  
(Complete, fully populated)  
4600 Systems Control/Servo, Display & Control PCBs 31.73  
4600 Video & Audio 19.98  
4600MkII Head Amp 5.88  
4600MkII Power Supply 6.46  
4600MkII Hybrid, Luminance 9.40  
4700 Main PCB Assy. 43.17  
4700 Head Amp Assy. 5.88  
4700 Power Supply 6.46  
6100 Main PCB 31.73  
6100 Hybrid, Chrominance 9.40  
6100 Hybrid, Luminance 9.40  
CTV1400 MkII Main TV PCB 31.73  
TVR2 Main TV PCB 41.13  
TVR2 Video Front Display PCB 15.88

TVR3 Head Amp Assy. 5.88  
TVR3 Video Power Supply 6.46

#### AMSTRAD COMPUTER MONITOR/PARTS

12" HRCD (Daewoo) Monitor PCB 32.32  
PC/ECD Monitor Tube 56.40  
CRT 3701B22 29.38  
PPC512/640 Modern PCB 18.80  
AMSTRAD MOUSE 7.64  
5 1/4"-3 1/2" FDD KIT 7.05  
PCW9512 Armature 9.40  
Many AMSTRAD COMPUTER & PRINTER SPARES available, please phone for price. 15.88



COMPATIBLE VIDEO HEADS

Highest Quality Components

IMPORTED AND DISTRIBUTED BY:

**Harrison Electronics**



LARGE RANGE AVAILABLE TO FIT MOST MODELS

HIGH QUALITY AT COMPETITIVE PRICES

WRITE OR PHONE FOR CATALOGUE

# C.T.V.

UNIT 5, THE PHOENIX BUILDING, RUSHOCK  
 TRADING ESTATE, DROITWICH ROAD,  
 DROITWICH WR9 0NR  
 TELEPHONE: 01299-251522  
 0589-888021/0850 486147 (24HR)

**SUPPLIERS OF HIGH QUALITY  
 GRANADA AND THORN  
 EX-RENTAL TELEVISIONS AND VIDEOS  
 LARGE STOCKS ALWAYS AVAILABLE  
 ALL AT COMPETITIVE PRICES**

**Satellite Receivers  
 Complete Range of Hand Sets  
 EXPORT ENQUIRIES WELCOME  
 OPEN: MON-FRI - 9.30-5.30**

**TEL: 01299-251522**

Fax: 01299-251543

# NORTHERN IRELAND

**EX RENTAL T.V.s and VIDEO**

NOW AVAILABLE : 21" - 25" - 28"

Fst Teletext

Grundig, Panasonic, Nordmende, Solora,  
 Pye, Mitsubishi, Sanyo, Tatung, Philips  
 and Ferguson

DISCOUNTS FOR PURCHASES OVER £1000

NEW REMOTE CONTROLS FROM £5 - £7

ALSO WHITE GOODS AVAILABLE

EXPORT ENQUIRIES WELCOME

**COLOUR SOUND  
 66 HIGH STREET, BANGOR**

**TEL/FAX: 01247 453000**

## CAMPION WHOLESALE LTD.

### QUALITY USED TV & VIDEO

**COMPLETE RANGE OF TVs  
 VIDEOS AND SATELLITES**

Most makes and models available  
 TVs from £3.00 · Satellites from £8.00  
 Videos from £15.00  
 Prices Ex-VAT

Free Delivery Service to most areas of the UK

**U.K.s Largest Export Wholesaler**  
 Specialists in conversions to most countries systems

**UNIT 75, BARRACKS ROAD,  
 SANDY LANE INDUSTRIAL ESTATE,  
 STOURPORT-ON-SEVERN,  
 WORCESTERSHIRE DY13 9QB  
 Just 10 Mins from M5 Junct. 6 Worcs North**

**01299-879642 (3 lines)  
 FAX: 01299 827984**

### WHY BUY EX-RENTAL?

**WHEN YOU CAN BUY B GRADE AT  
 THESE PRICES (LTD STOCK First Come First Served)**

20" Remote .....	£80	20" Text .....	£90
21" Remote .....	£90	20" Fasttext .....	£100
20" Nicam .....	£110	21" Nicam .....	£120

	1+	10+
Twin Speed Videos .....	95	90
14" Remote Portables.....	85	80
14" Fasttext Portables.....	105	95
25" Nicam Fasttext.....	235	225
28" Nicam Fasttext.....	260	250
CD Microsystem .....	50	45
CD Radio Twin Cassette.....	45	40
Stereo Twin Cassette .....	15	14

All stock tested & working and boxed  
 with remote & instructions

Also 7000 sq ft of returned TV,  
 Video and Hi-Fi  
 Example Radio Cassette £5.00 CD Midi and Micro £25.  
 Basic Midi £11 Colour Portable £30 VHS Video £35

**GOGGLEBOX** TEL: LEEDS  
**(0113) 2310359**  
 DISCOUNT ELECTRICAL WAREHOUSE **ASK FOR ROBERT**  
**ALL ABOVE PRICES PLUS VAT AT 17.5%**

TV WHOLESALE



TV & VIDEO WHOLESALERS LTD

# OUR BIGGEST GRADED STOCK ACQUISITION **EVER!**

**NOBODY BEATS OUR PRICES**

## GRADED STOCK – Boxed with remote and instructions

14" REMOTE  
14" FASTEXT  
51cm REMOTE  
51cm FASTEXT  
51cm NICAM  
59cm FASTEXT  
59cm NICAM  
68cm FASTEXT  
68cm NICAM  
PLUS A  
COMPLETE  
RANGE OF  
VCRs ALSO  
AVAILABLE

**UHF/VHF TVs  
DESIGNED FOR EXPORT TO EUROPE  
DIRECT FROM THE  
MANUFACTURER**

**SATELLITE RECEIVERS  
GRADED STOCK – Also 1D COMPATIBLE  
AND TOP BRANDED EX-RENTAL STOCK**

**GRADED DOMESTIC APPLIANCES  
ALSO IN STOCK**

**EX-HOTEL TVs  
TOP BRAND AND IN MINT CONDITION**

**CALL NOW AND PAY US A VISIT**

**TV WHOLESALE**

**— HEAD OFFICE —  
BIRMINGHAM**  
208 BROMFORD LANE  
ERDINGTON  
BIRMINGHAM B24 8DL  
TEL: 0121-327 3273  
FAX: 0121-322 2011

**CLEVEDON**  
UNIT 20  
5C BUSINESS CENTRE  
CONCORDE DRIVE  
CLEVEDON  
AVON BS21 6UH  
TEL: 01275 341789

**LONDON**  
UNIT 2  
THE ROYAL LONDON EST.  
29/35 NORTH ACTON ROAD  
LONDON NW10 6PE  
TEL: 0181-961 5005

**PRESTON**  
UNIT 439  
OAKSHOTT PLACE  
WALTON SUMMIT IND. EST  
PRESTON PR5 8AU  
TEL: 01772 312101

# COLOURTRADE

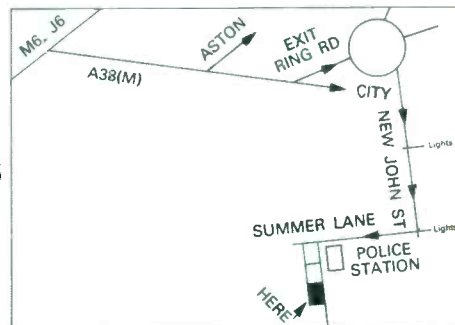
ESTABLISHED 1973 - WHOLESALE ONLY

## NEW 'B' GRADE

Major Brands ONLY TV's - Video - Audio.  
Microwaves, Satellite Receivers, Decoders  
COMPLETE BOXED - WITH STAND - HANDSET - BOOK ETC  
MINT LATEST NICAM FASTEXT F.S.T.

## FERGUSON

FULL RANGE - ALL CURRENT MODELS OF TV-VIDEO IN STOCK  
No minimum quantity



NATION-WIDE NEXT DAY DELIVERY SERVICE - VISITORS BY APPOINTMENT

**Phone 0121-359 7020**

**FAX 0121-359 6344**

221-222 BRIDGE ST WEST, HOCKLEY,  
BIRMINGHAM B19 2HU - JUST OFF M6-J6



### AERIALS

FOR TV & FM RADIO, PLUS 1000's  
OF MASTS, BRACKETS, LASHING  
KITS, CLAMPS, PLUGS, CABLES,  
OUTLETS, DIPLEXERS ETC

### AMPLIFIERS

FOR DISTRIBUTION SYSTEMS  
AND DOMESTIC, MAST HEAD  
OR SET BACK. WE HAVE ONE  
OF THE LARGEST RANGES,  
AVAILABLE FROM STOCK

### MAIN DISTRIBUTORS

FOR ANTIFERRENCE, LABGEAR,  
WOLSEY, FRINGE, IKUZI,  
MAXVIEW, VOLEX-RAYDEX,  
KUBLER + MANY MORE

### COASTAL

### AERIAL SUPPLIES

UNIT X2, Rudford Industrial Estate, Ford, Arundel

**01903 723726**

NO MINIMUM ORDER VALUE  
NEXT DAY DELIVERY ACROSS UK  
CARRIAGE FREE ON ORDERS £250+



## STARVISION

**SUPPLIERS OF HIGH QUALITY  
EX RENTAL - EX DISPLAY  
TV & VIDEO**

ALL SETS ARE FULLY SERVICED WITH  
REMOTE CONTROLS AND ARE READY  
FOR RETAIL SALE

MOST POPULAR MAKES ALWAYS IN  
STOCK AT PRICES THAT WON'T SHOCK

ALL PRICES INCLUDE V.A.T.  
NO MINIMUM QUANTITY

RING TODAY FOR LATEST PRICES  
TELEPHONE

0121 502 3016 - 0121 505 1033

**STARVISION  
UNIT A, BRUNSWICK PARK ROAD  
WEDNESBURY, WEST MIDLANDS  
WS10 9QR**

TV WHOLESALE

**THORNS  
RENTAL  
GRANADA**

# CENTRAL TV WHOLESALE DISTRIBUTION LTD

THORN TX9, TX10, TX100 FST  
please ring now for best prices

FOR BEST DEALS ON  
DORICS MK4, Mk4a Basics...  
RING NOW!

GRADED TVs  
AND VIDEOS:  
POA

FULL RANGE OF  
PANASONIC VIDEOS  
NOW IN STOCK: POA

WORKING VIDEOS  
NOW FROM ONLY:  
£30.00

FOR ALL EXPORT  
ENQUIRIES TV AND VIDEOS,  
CALL OUR BIRMINGHAM  
OFFICE NOW!

PHILIPS K35, K40  
Teletext TVs  
from: £40 Working

**ATTENTION ALL BULK BUYERS  
RING NOW FOR DIRECT LOADS**

**LARGE SELECTION OF SLIMLINE  
VIDEOS, FULL REMOTE from £45.00**

**Finlandia Nicam TV  
21"/24"/28' models:**

D66J25x8 D66J26x2 C51H26x17  
C59HP6x7 C59HZx3 C66H25x8  
C66HZ6x5 C59GZ7x4

**SATELLITES, VIDEO CRYPT**

SRX200, SRD400, PACE 9000/9200 IRD,  
PACE 800, VIDEOCRYPT, AMSTRAD  
510/540 and more: POA

WORKING PORTABLE  
from only £35  
LARGE SELECTION of FST TVs  
from £45

London contact: Joshi  
Eley Estate, Nobel Road,  
Edmonton N18

Tel: 0181-807 4090 Fax: 0181-884 1314

Birmingham contact: Mick  
369 Startford Road, Sparkhill,  
Birmingham B121

Tel: 0121-772 1591 Fax: 0121-766 6383

TV WHOLESALE

# RED BANK

MANCHESTER'S No. 1 WHOLESALER

## HAS MOVED!!

**BIGGER PREMISES, MORE CHOICE**

**WORKING TELETEXT FROM £25**

Televisions from £5. Videos from £25  
Portables from £30, FST from £40

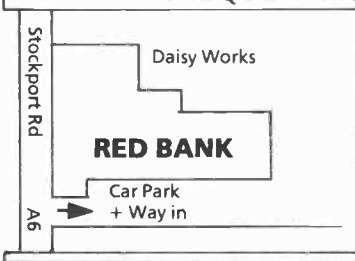
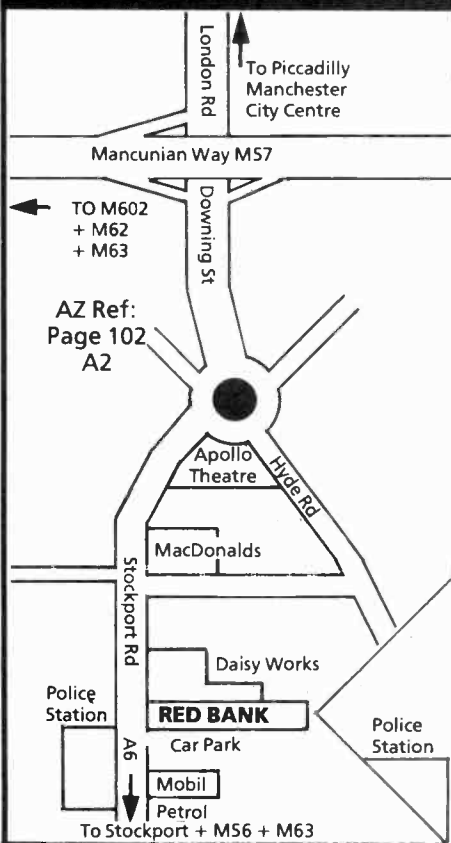
**NICAM TVs FROM £65**

New Hand Sets from £6  
Open Mon to Fri 10am till 5pm  
1000s TV's In Stock

CHEQUE — ACCESS — VISA — SWITCH

**345 Stockport Road  
Ground Floor  
South Area  
Daisy Works  
Longsight  
Manchester**

Phone: 0161 273 8343  
Fax: 0161 834 6368  
Prices subject  
to  
VAT





# REPO WHOLESALE

DAISY WORKS, 345 STOCKPORT ROAD  
LONGSIGHT, MANCHESTER M13 0LF  
0161-273-2854/274-3409/Fax 273-4486

## TOP QUALITY CLEAN WORKING FST GOOD QUALITY "TOP RANGE" WORKING VIDEOS

If you are in the area call in and see what we can offer

### COMPETITIVE PRICES

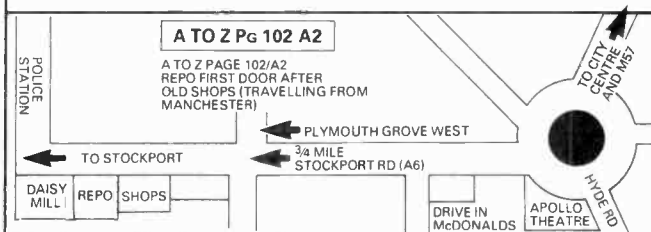
★ REGULAR SUPPLIES ★

PLEASE PHONE FOR CURRENT STOCK POSITION

★ NEW HANDSETS IN STOCK ★

*No order too small – If you are new to the  
business call in and let us help you*

CHEQUE/CASH/ACCESS/VISA/AMEX ETC.



# TELEKINGS TVs WHOLESALE

Good supply of ex rental TVs/Videos.

### FST TVs

Toshiba, R/C, F/Text, T/T, Nicam.  
Ferguson, R/C, F/Text, T/T, Nicam.  
Tatung, R/C, F/Text, T/T, Nicam.  
Sanyo, R/C, F/Text, T/T, Nicam.  
Panasonic, R/C, F/Text, T/T, Nicam.  
JVC, R/C, F/Text, T/T, Nicam.  
PYE, R/C, F/Text  
Philips, R/C, F/Text, T/T, Nicam.  
Decca, R/C, F/Text, T/T  
Grundig, R/C, F/Text, T/T, Nicam.

Portable. All makes.

TX 10's, TX 100's always available, very cheap.

### Videos

For FV21R, FV20, BFV100, FV42L, FV41R, 3V55, 3V54, 3665  
many more.

### ITT

3918, 3619, 3917 etc.

### Nokia

5720, 3620 etc.

### Sanyo

7200, 7700, Nicam 190 Lp, 251 Lp, Nicam.

### JVC

170, 210.

### Toshiba

All stocks very cheap. Phone for prices, small loads or bulk loads.

0181 689 8224

Unit 22, Croydon House, 1 Peal Road,  
Croydon CR0 3EX.

# TUBES

## THIS MONTH'S SPECIAL OFFERS

59EAK00X01	NEW	£109
51EAK01X04	NEW	£49
3702B22	NEW	£39
34EAC	B grade	£39
2701B22	B grade	£29

We have a vast range of **FIRST CLASS RE-GUNNED TUBES** for domestic televisions. (Your original tube may be required in advance).

We stock a huge range of **EX-EQUIPMENT TUBES** reclaimed from new or used sets

# 1000's of C.R.T's in stock

## Ring Irene or Jane for price and availability

Carriage and VAT extra

# EXPRESS TV

The Mill, Mill Lane,  
RUGELEY, Staffs WS15 2JW

Tel: 01889-577600

Fax: 01889-575600

TV WHOLESALE

# TELEPRICE

LIMITED

## Leaders in the supply of:

Ex-rental, End-of-line, Customer returns and Surplus stocks of Televisions,  
Video and Audio Equipment, and Domestic Washing Machines,  
Dryers, Refrigerators, etc.

## to the Trade

Contact your nearest Area Manager for latest prices:

Area	Contact:	Mobile:	Fax/Tel:
South East	Colin Gordon	0374 738701	01227 741312
South West	Tony Lewis	0374 732784	01291 425018
North/N.I.	Ian McClelland	0831 597331	01244 400602

Head Office: Baird House, Arlington Business Park, Theale, Reading, Berks RG7 4SA.

Tel: 01734 309933 Fax: 01734 309934

TV WHOLESALE

## ATTENTION ALL SATELLITE DEALERS!

### ALL SPARES AVAILABLE

FOR CAMBRIDGE 200 AND 480.

ALBA IRS - 7000.

AKAI SX-1000.

J.V.C. TU-AD-1000.

B.T. SVS 200.

TUNERS, MODULATORS,  
REGULATORS, ASIC'S, VIDEO CRYPT  
BOARDS, CARD SLOTS, POWER  
SUPPLIES, I.C.'S, ETC.

FOR TRADE PRICES CALL  
MARCUS

00353 1 4544611

APPROVED  
TELEPRICE  
DISTRIBUTOR

# HST

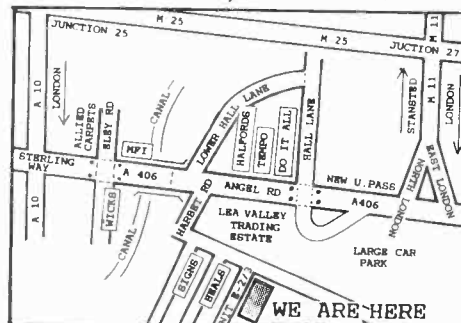
DISTRIBUTORS  
LONDON

Suppliers of high quality  
**THORN EX-RENTAL STOCK**  
*Direct from source*

PHONE FOR DELIVERY DAYS ON

# 0181 803 0505

UNIT E2/3, Stonehill Business Park, Lea Valley Trading Estate,  
ANGEL ROAD, LONDON N18 3LD



No other consumer magazine in the country can reach so effectively those readers who are wholly engaged in the television and affiliated electronics industries. They have a need to know of your products and services.

# CLASSIFIED

PHONE 0181-652 8339

FAX 0181-652 8931

The prepaid rate for semi display setting is £13.50 per single column centimetre (minimum 4 cm). Classified advertisements £2.00 per word (minimum 20 words), box number £22.00 extra. All prices plus 17 1/2% VAT. All cheques, postal orders etc., to be made payable to Reed Business publishing. Advertisements, together with remittance, should be sent to Television Classified, 11th Floor, Quadrant House, The Quadrant, Sutton, Surrey SM2 5AS

## SERVICE MANUALS & TECHNICAL BOOKS

**NEW**

### VIDEO RECORDER POWER SECTION CIRCUITS ON PC CD-ROM

The most common electrical faults found in Video Recorders relate to the Power Supply section. Why purchase a full manual just to repair a power supply fault. This new publication, only available on PC CD-ROM format contains the power supply sections, both circuits and layouts etc for hundreds of assorted Makes and Models of Video Recorder. Just the job if you repair Video's on a regular basis. For use on any reasonably fast PC with CD-ROM and Printer attached. Just view or print out the .PCX image of the model you are working on.

Normal Price £49.95 Plus VAT.  
Special Introductory Price just  
£44.95 + VAT & £2.50 P/P. Total £55.75  
Order Code MP-203

Computer Monitor Compilations Volumes 1 and 2.  
Now combined on 1 CD-ROM including  
FREE Servicing Guide. Order Code MP-333.  
Just £44.95 + VAT & £2.50 P/P. Total £55.75.

We have the largest range of Service Information and Technical Data obtainable anywhere. For Televisions, Video Recorders, Test Equipment, Computer Monitors, Vintage Wireless, Domestic Equipment etc etc.

In fact practically anything electronic.  
Originals or Photostats as available.

Also available. Our catalogue detailing Hundreds of Technical Books and Repair Guides. Return coupon for your FREE copy. Also available, our entire Index of Service Manuals available on PC Disc. (Code MP-285) Just £3.50 + VAT (Total £4.11) with FREE updates.

### MAURITRON TECHNICAL SERVICES (TV)



8 Cherry Tree Road, Chinnor, Oxfordshire, OX9 4QY

Tel:- 01844-351694. Fax:- 01844 352554.



Please forward your latest catalogue for which I enclose 2 x 1st Class Stamps.  
I enclose payment for MP-203 CD-ROM (£55.75). MP-333 CD-ROM (£55.75).  
Please supply Index on PC Disc for £4.11 inclusive. **Circle items required**

NAME \_\_\_\_\_

ADDRESS \_\_\_\_\_

POSTCODE \_\_\_\_\_ You may pay by Cheque, PO or

Visa, Access, Delta, Electron, JCB, Mastercard, Eurocard etc

EXPIRES \_\_\_\_\_ SIGNATURE \_\_\_\_\_

## SERVICE MANUALS

Thousands of different models available  
For most U.K. European, Far East & USA makes

Prices (Stock Items):-

VCR - £13.00  
CTV - £8.00  
MTV - £6.00

Other items, prices on request  
P/P etc. (any quantity) add £2.00  
Do not add any VAT

Cheque/PO with order only please.

### D-TEC

PO BOX 1171, FERNDOWN, DORSET BH22 9YG  
Tel: 01202 870656

### Davenham Satellite Systems

#### Satellite Receiver upgrades

Pace PRD800/Grundig STR1 → 199 chans  
Pace SS9000/Ferguson SRV1 → 90 chans  
Pace PRD upgrade for Astra 1D

"Satellite Secrets Revealed" £19.95  
256 pages of repair & installation tips



**We Repair receivers/decoders.**

Trade enquiries welcome (0589 355411)

**We specialise in Satellite Accessories**

Send for free catalogue NOW!

Credit Cards welcome

DAVENHAM SATELLITE SYSTEMS, 1 Firths Fields  
Davenham, Northwich, Cheshire CW9 9JB 01606 49085

email: david@davenham.u-net.com

CLASSIFIED TEL: 0181 652 8339

## PROFIT BOOSTERS

Efficiency in the busy workshop is more important than ever, Increase **your** productivity with our latest range of Technical publications.

**FAULT INDEXES:** Edition 15 now available, Over **11,600** references listed in 12 years of Television. covers Tv, video, camcorder, satellite & CD Thousands of copies sold worldwide - complete set £14.75

**INDEXES ON DISK:** PC version 1.1 Now available Covers 15 Years & over **14,000** references - Complete Program, Data & manual, A lot of information £17.50 Requires IBM PC or compatible, 8086 upwards, Mono, CGA, EGA, VGA Please specify disk size (3.5 or 5.25 inch HD) when placing your order.

**OTHER TITLES AVAILABLE INCLUDE :**

**KWIK TIPS TELEVISION** covering a wide range of makes, models & chassis, Contains over **2500** faults & solutions. ISBN 1 898394 00 8 First edition - £13.95

**KWIK TIPS VIDEO** an excellent collection of over **2000** video faults & solutions, Highly recommended. ISBN 1 898394 01 6 First edition - £10.95

Chassis & equivalent identification made easy with the **E.C.S. Television & video equivalents, TV model to chassis guide & camcorder equivalents** A massive **4500** entries in 1 book. First edition - only £4.95

### E.C.S.

Technical publishing

31, PRENTON ROAD WEST,  
PRENTON, BIRKENHEAD,  
MERSEYSIDE. L42 9PY.

Please add £1.75 P & P to total (europe £2.75, r.o.w please enquire).

### SERVICE INFORMATION

CIRCUITS and SERVICE MANUALS from 1930s - 1990s: radios, amps, radiograms, tuners, CDs, TVs, videos, cassette radios, ICE etc.

LARGE QUANTITY USED TV & VIDEO PANELS

BACK COPIES PW & TV MAG

Give details of your needs to:

### DAVE WILLIAMS

16 Church Street, Owston Ferry,  
Doncaster, S.Yorks DN9 1RG  
Tel & Fax 01427 728046

Mail order only. No callers.

### FOR SALE

#### BABY 10 COMPATIBLE REGULATORS

£16 Each + £1 P&P + VAT  
Cheques with orders to

Mantech Industries Limited,  
851 Ashton New Road,  
Manchester M11 4DA

Tel: 0161 370 4444  
Fax: 0161 370 4443  
Allow 7 to 10 days for delivery

### MÜTER, BMR 95 AT2, BMR 700



Best quality test and regenerating equipment at Best prices.

P. & E. Services  
34 Gian-y-Mor Road, Penrhyn Bay  
Llandudno LL30 3PF  
Tel: 01492 549246  
Fax: 01492 547880

### CLEARANCE SALE

#### 30 Nicam TV's Finlandia, Phillips

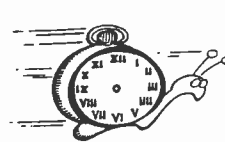
Untested £50.00 each.  
Other FST's available

Telephone  
0114 2311832

For all your classified requirements contact

Pat Bunce  
Tel: 0181-652 8339  
Fax: 0181-652 8931

# !TIMEWARP!



**ALL VCR & CTV MANUALS  
REDUCED TO 1990 PRICES**  
**THIS ISN'T A SALE, THIS IS  
A LONG-TERM REDUCTION**  
Helping you to fight rising costs

SERVICE MANUALS SERVICE SHEETS CIRCUITS FAULT GUIDES TECHNICAL BOOKS  
We Have the World's Largest Selection of

## SERVICE MANUALS

...Repair-Manuals-Circuits-Fault Guides Etc...  
SERVICE MANUALS SERVICE SHEETS CIRCUITS FAULT GUIDES TECHNICAL BOOKS

### CTV CIRCUIT COLLECTIONS

A3 SIZE / ALL POPULAR SETS / UPTO 1995

Alba	£22	Amst'd/Fid	£21	Baird/Ferg	£45
Decca	£22	GEC	£28	Goldstar	£12
Grundig	£38	Hinari	£14	Hitachi	£45
ITT	£22	JVC	£30	Mitsubishi	£38
Pansic	£30	Philips	£40	Sanyo	£28
Sharp	£14	Sony	£49	Toshiba	£38

### Top Selling Titles

**PRACTICAL TV / VCR REPAIRS** Buy, Sell, Service, Used CD's/VCR's/CTV's  
£16.95 Each / £30.00 for both £9.95 Each, or all for £25.00  
**Euro' Scrambling Systems/Satellite Book** **MICROWAVES: Energy & Ovens**  
Only £32.00 Each / £62.00 for both Still only £12.95  
**Principals of CD/VHS Video Heads/CD Jig** **VCR Servicing by Beeching**  
Only £3.95 Each Still £25.00

### SPECIAL MANUAL OFFERS

**ANY 20 MANUALS FOR £200 (Inc p&p)**  
All at once, or phone as you need them  
**OR**

**JOIN THE STREE LIBRARY FOR £75**  
(£20 yearly renewal) **AND BUY ALL  
MANUALS FOR £10 EACH, OR SWAP AT  
£5 A TIME (Add £2.50 p&p)**

**PHONE OUR HOTLINES ON:**  
**(01698) 883334/884585 Fax: 884825**

**Technical Information Services**  
**76 CHURCH ST, LARKHALL, LANARKS, ML9 1HE**

SEND AN SAE FOR YOUR FREE QUOTE & CATALOGUE

CLASSIFIED TEL: 0181 652 8339

# RECRUITMENT

## The promise behind the product.



# COMET

Comet is an equal opportunities employer and welcomes applications from all sections of the community

In-store and out in the field, the service and repair of electrical products is one of the many areas where Comet continues to excel.

## Mobile Stock Service Engineers

Brown Goods U.K. Wide

£Competitive + Benefits + Expensed Company Vehicle

Experience in the service and repair of electrical retail products will enable you to contribute as a valued member of our newly established Mobile Stock Service Team and ensure that repair quality standards and service excellence are maintained.

Working from home you will support a number of Comet Retail Stores, undertaking repairs on a wide range of consumer products, including some cosmetic repairs to Domestic Appliances.

Responding to the needs of individual Stores - calls for flexibility, technical know how, effective self-management, good communication skills and a team-orientated approach.

Join the best in the field! For an application form, write NOW, enclosing a brief career history, to:

Mark Perrier, Comet Group plc., After Sales Customer Service Headquarters, Unit 5, City Park Industrial Estate, Gelderd Road, Leeds LS12 6DR

Interviews will be held locally

Training may be available for long-term unemployed applicants (6 months plus) with suitable electrical/electronic qualifications.

## If you're a good service engineer, we should be talking

### c.£18k + benefits

Big companies offer big challenges. And in the field of consumer electronics, none are bigger than Sony. We continue to lead the market with an innovative and exciting range of audio visual, in-car and telecomm products. And to help maintain our superb reputation for quality customer support we now have a new challenge for an experienced Service Engineer.

As a Trade Technical Adviser, you'll be part of a highly experienced, busy, yet small team based at our National Operations Centre at Thatcham, Berkshire.

You'll help diagnose and resolve technical service problems over the telephone, from our trade customers, as well as investigating unique product problems in our modern workshops. You'll work across the whole product range, so you'll need a lot of experience of a brown goods service environment. Equally you must be familiar with fault finding to component level. In addition, you will

liaise with product information and quality departments providing feedback and technical input.

Qualified to City and Guilds 224 or equivalent, together with at least 3 years' workshop experience, first-class customer service and effective telephone skills are essential.

For the right person, this is an exciting opportunity to work with Sony's leading edge technology, in a modern environment. In addition Sony will invest in the necessary training to keep your knowledge and skills up-to-date. Our benefits package includes 25 days' holiday, private health insurance and discount on Sony products.

To apply, please send your CV or write for an application form, quoting reference 565, to Joanne Beard, Sony United Kingdom Limited, The Heights, Brooklands, Weybridge, Surrey KT13 0XW.

# SONY

CLASSIFIED TEL: 0181 652 8339

## TRANSFORMERS

### TV LINE OUTPUT TRANSFORMERS

PHONE: 0181-948 3702 FAX: 0181-332 0583

ALBA · AMSTRAD · BUSH · DECCA · DORIC · BLAUPUNKT · FERGUSON · FIDELITY · GEC · GRUNDIG · GRANADA · HITACHI · HINARI · INDESIT · IIT · KIMARA · NIKKAI · MATSUI · MURPHY · OSAKI · NORDMENDE · LOEWE-OPTA · PANASONIC · PVE · PHILIPS · SANYO · SAISHO · SHARP · SONY · SOLOVOX · SUSUMU · TANDBERG · TELEFUNKEN · THORN · TRIUMPH · THOMSON · GOLDSTAR · BINATONE ·

**FULL RANGE OF KONIG: VIDEO HEADS, BELT KITS, IDLERS, PINCH ROLLERS, TENSION BANDS. LARGE RANGE OF REMOTE CONTROLS IN STOCK**

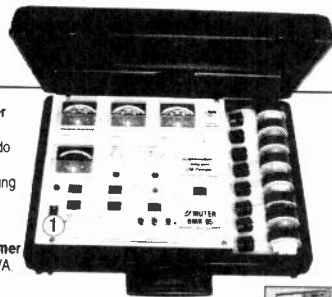
TIDMAN MAIL ORDER LTD · 236 SANDYCOMBE ROAD · RICHMOND · SURREY · TW9 2EQ

Mon-Fri 9 am to 12.30 pm & 1.30-4.30 pm

Approx. 1 mile from New Bridge.

## TEST EQUIPMENT

# MÜTER



● BMR 95 unique Regenerating-Computer and Analyser for CRTs, regenerates picture tubes even better, also if all other machines do not succeed, removes short filament-cathode-gnd 1-gnd 2, with FLASH-EX against remaining gas, 162 adapters available, list with 12,500 tubes-types, pays itself within 4 weeks.

● RTT 3 Safety isolated variable Transformer input 220/230 V, output 0-270 V / 4 A, 1100 VA

● AT 2 audio multi-function tester, substitutes 16 devices, has all usual sockets, cuts down repair time, takes you through all necessary test-steps by button controls.

● CBE Screen-Demagnetiser with strongest field for screens up to 110 cm, 220/230 V, 2.7 A, 600 VA



Ask for free catalogue

S.E.M.E. Ltd, Melton Mowbray, Leicester  
Phone (0 16 64) 6 53 93, Fax 48 18 18

IRL: Dönberg Electronics, Ranafst, CO Donegal  
Phone (0 75) 4 82 75, Fax 7 10 31

## SOFTWARE

# RELAY

OMAGH LTD

COMPUTER SOFTWARE

### DO YOU RENT TELEVISIONS?

#### DO YOU STILL USE A CARD SYSTEM?

#### DO YOU FIND IT DIFFICULT TO KNOW YOUR ARREARS TOTAL AT ANY GIVEN TIME?

If you do then we recommend our computer TV and Video Rental package. This package includes

- ★ automatic updating of each customer's record
- ★ alphabetical print-out of each customer's arrears and payments missed
- ★ total arrears immediately available
- ★ easy to use and operate

#### NEW HIRE PURCHASE PROGRAMME NOW AVAILABLE AS WELL.

These programmes operate on all IBM compatibles running under MS-DOS. Free demonstration discs available.

# CONTACT

**WILLIAM J THOMPSON**  
Donaghie Post Office  
Beragh Co. Tyrone  
Telephone Beragh 58214 (0662 7)

### RCS VARIABLE VOLTAGE D.C. BENCH POWER SUPPLY



Up to 38 volts DC at 6 amps continuous, 10 amps peak. Fully variable from 1 to 38 volts. Twin voltage and current meters for easy read out 240 Volt AC input. Fully smoothed. Size 14 1/2" x 11" x 4 1/2".

### RADIO COMPONENT SPECIALISTS

337 WHITEHOUSE ROAD, CROYDON, SURREY, UK. Tel: 0181 684 1445  
List of transformers, high volt caps, valves, spacers, in stock. Please send your exact list for quote.

### IF YOUR COMPANY HAS A VACANCY

For Experienced **TECHNICIANS** Or **ENGINEERS** Etc

Why not let **TELEVISION** help you find the right person by placing your recruitment advertisement with us

For Further Information Call  
**PAT BUNCE** on  
Tel: 0181 652 8339  
Fax: 0181 652 8931

## WANTED

# BILLINGTON

EXPORT LIMITED

Billingshurst, West Sussex RH14 9EZ

### VALVES WANTED FOR CASH

(KT88 £48, PX4 £50, PX25 £80, DA100 £90, EL34 £10, EL37 £9, CV4004, ECC83 £2.50)

Valves must be Mullard/GEC West European to achieve the prices mentioned. \* We will always equal any genuine rival offer on the above valves \*

Ask for our free Wanted List.

WE SUPPLY VALVES, C.R.T., VIDICONS ETC

Visitors, please phone for an appointment, we're a very busy export warehouse

Tel: (01403) 784 961

Fax: (01403) 783 519

## SPARES & COMPS

### SURPLUS/REDUNDANT ELECTRONIC COMPONENTS WANTED

I/Cs - Tuners - Transistors - Valves - Diodes etc. any quantity considered - immediate payment.

**ADM General Trading**

Tel: 01827 873311

Fax: 01827 874835

## LINEAGE

**THE "HOOKINGS" INDEX** More than 10,000 entries from the "TELEVISION" magazine. Bang up to date. Hard copy £9.00. Ring 01766 522444 for free sample & info.

**OGHRE MILL Technical Services**, Grundig TV spares for most models to 1985, fast, friendly, helpful, sensible prices. Gt Lype Farm, Charlton Nr, Malmesbury, Wilts SN16 9DR. Tel: 0666 823228.

**AVO MULTIMETER Model 8**, £45.00. 500 volt meggers £30.00. Prices plus VAT and p&p. Send SAE for lists of Surplus Instruments and Scopes etc. A.C. Electronics, 17 Apleton Grove, Leeds LS9 9EN. Tel: 0532 496048.

**VINTAGE SERVICE DATA** - Circuits and manuals - for Hi Fi, Military, Television, Electrical, etc up to 1970s. Free brochures. Tudor Gwilliam-Rees, 50 Meddon Street, Bideford, North Devon EX39 2EQ. Tel: 01237 424280.

**DECODER TO COMPUTER** Interface card with smart card connectors and diagram £9.00. E.M.O. 62 Bridge Street, Ramsbottom, Lancs, BL0 9AG. Tel: 01706 823036. & info.

**PHILIPS VIDEOS** Model 6290, 6180, £25.00 each off the pile. Phone Dublin 6269490.

**GRUNDIG TELEVISIONS** always wanted, any quantity. 01229 582557.

**FOR THOSE** technical calls - record legally for future reference Audio/Magnetic telephone call monitor impeccably amplified to pick up all sounds, £20. Tel: 01304 205648.

**PRIVATE RETAILER** has excellent part exchange colour televisions and videos to clear. Tel: 0494 814317.

**EXPERIENCED FIELD AND BENCH TECHNICIANS** in the Slough and London areas, required by Brown Goods Repair Company, tel: 01753 692408.

## ADVERTISERS' INDEX

Accent Technic.....	527	HST Distributors London.....	536
Aerial Techniques.....	489	J.J. Components.....	509
Alban Electric.....	483	Manor Supplies.....	495
AZ Electrics.....	516	Manzan.....	527
Autogard.....	514	Marapet Electronic Components.....	514
Besco.....	530	Muter, Ulrich.....	540
Broughframe.....	515	OZAN.....	482
Bull Electrical.....	493	Philex.....	IFC
Campion Wholesale TV Ltd.....	531	Red Bank.....	534
Central TV Wholesale.....	534	Repo TV.....	535
Coastal Aerial Supplies.....	533	Sendz Components.....	IBC & BC
Colour Sound.....	531	Star Vision.....	533
Colour Trade.....	533	Stewart of Reading.....	515
Computrade.....	527	Swift Television Publications.....	491
Cricklewood Electronics.....	516	Technix.....	536
CTV.....	531	Teleking.....	535
East London Components.....	519	Teleprice Ltd.....	536
Economic Devices.....	504-505	Vista Electronics.....	515
Electronic Sound Systems.....	491	Welwyn Tool.....	514
Express TV.....	535	Willow Vale Electronics Ltd.....	525
Gogglebox.....	531	Wizard.....	527
Grandata Ltd.....	466-470, 475-479		
Hardy, J.W.....	516		
Harrison Electronics.....	530		
HCTV.....	532		

CLASSIFIED TEL: 0181 652 8339

TA8691N	£3.00	BUX84AF	£0.50	HGA1124A	£0.50
TDA1510	£2.00	BY187	£0.05	HA11440	£1.00
TDA1521A	£2.00	BY228	£0.10	HA11485	£1.00
TDA1543	£1.00	BY229	£0.06	HA11485ANT	£1.50
TDA2460	£2.00	BY255	£0.05	HA11804INT	£1.50
TDA2582	£1.00	BY299/200	£0.15	HA1196	£0.50
TDA2541	£1.00	BY299/800	£0.30	HA51338SP-1	£2.00
TDA2600	£2.00	BYT71/800	£0.15	HA51338SP-3	£2.00
TDA2611A	£1.00	BYV19-30	£0.15	HCF4520	£0.50
TDA2613	£1.00	BYV28-200	£0.15	HCF4520BE	£0.50
TDA3048	£1.00	BYV95	£0.03	HD6140425 J11	£0.50
TDA3564	£3.00	BYV95B	£0.04	HEF4029BP	£0.20
TDA3565	£3.00	BZW - C110	£0.05	HEF4093	£0.20
TDA4650	£3.00	BZW83 - C20	£0.03	HE4528BP	£0.15
TDA8417-3	£3.00	CA3123Q	£0.50	HM6264ALP-15	£3.50
BU801	£0.50	CD4555BE	£0.20	IN5401	£0.03
BUK454/600	£0.40	FE3B - General Inst		IR106A	£0.10
BUW11	£0.40	Diode	£0.04		

AN5551	£1.00	<b>PANASONIC - TV</b>		<b>FERGUSON</b>	
CF72303	£1.00			AC Mains Adaptor/	
ST6385BB 1/BFY	£2.00	REM2226		Charger Model TA182 £5	
SN96551 NL	£3.00	TC2475			
SAA1061	£3.00	TC2110		STK5481	£4
SAA3018	£1.00	TC2160		STR4211	£5
STR58041	£4.00	TC2255		STK4793	£5
BF870	£0.20	TC2263		LA7830	£1
BF869s	£0.20	TX2162		LA7831	£1
UPD6376CS	£3.00	TX2450		<b>ST6391BI/BC £2</b>	
BC550C	£0.20	TXC22		<b>FERGUSON ICC7</b>	
M58658P	£1.00	REM2266		TV Amplifier	
M708 AB1	£1.50	EUR51143		2 way Gain 7DB £8	
M708 LB1	£1.50			<b>NEW IN BOX</b>	
BY208-800	£0.10			<b>SATELLITE</b>	
BYV28-200	£0.10	TX2122		Finder Meter with Level	
2435121	£10.00			Control £19.50	
2436792	£10.00				
2436797	£10.00				

VT130 Head & Motor £15.00

Phono Plugs £0.10

Tower 7mm Plastic clips 100 off box £0.50

Infra-red TX100 Receiver IC SL486 £0.50

Hitachi 68P Issue 6 Teletext PWB F.S.T. £15.00

Hitachi PC315-11 Issue 7 Teletext Panel £15.00

Hitachi PC232A5 Issue 4 Teletext Decoder £15.00

2435063			Focus Pots
2435085	L.O.P.T.	£10	K40 £2

Etri 240v fan 6in £7.00

DL701 Delay 50p

DL711 Line 50p

Matsui VX3000 Hand Set £3.00

VCR Head VX3000 £10.00

Matsui VSR1500 Head £10.00

Hand Set £5.00

Power Supply £6.00

Main Panel £5.00

Capstan Motor IC No M56730 ASP £10.00

Hitachi Capstan Motor ACE G4-B to ACE G40-B £10.00

Hitachi Video Hand Set RM933E £30.00

VT530 Pre-Amp £10.00

Amstrad VS1000-VS1100 Power Supply £6.00

4MHz XTALS 30p

6MHz XTALS Each

4.4 T/V XTALS

8.8MHz T/V XTALS

Amstrad - Perdeo

Fidelity - Decker - Tatung

Plastic - Front Panels for all 1992 Models each £4.00

Mitsubishi RMM35 Hand Set Video £5.00

Nokia RC202 Hand Set £4.00

Sanyo A09801 Hand Set Video L.C.D. £7.00

Siemens Hand Set 1994 Model I/V Video £5.00

Tuner Env-57459G1 UHF-VHF £3.00

UF754B UHF Tuner £3.00

FV31R FERGUSON

64 pin Main IC HD6140815 £1

TX100 E/W

Panel 110% £5

PERISWITCH

Video - TV - SAT £6

Text Panel No. T1228B  
for Ferguson  
TX89-TX98-TX100

**SENDZ COMPONENTS**  
01702 338894  
(To order see back page)

J.V.C., Ferguson and Philips Cassette Adapter  
VHSC/VHS, also for S-VHS £10

TX89 Tubase Panel	£5.00	Orion Motor 50p each
TX98 Tubase Panel	£5.00	
TX99 Tubase Panel	£5.00	

2N2/2KV	<b>PULS</b> <b>15p</b> <b>EACH</b>	Capstan Motor £4
4N7/4KV		Mitsubishi HSE41 IC on Motor M51782ASP
5N6/2KV		Burglar Alarm Kit - Professional unit, open and closed circuits, entry/exit delay, adjustable, audible, arming, panic, anti-tamper siren driven direct, 12V DC, fire quality glass rollertined PCB £12.00
6N2/2KV		
9N1/2KV		
11N/2KV		

35V/3300 Can	25p	<b>FERGUSON</b> Capstan Motor PUS537IV £10.00
U412 Tuner	£5.00	
UHF Small Tuner UE30 and UE33	£3.00	

Power Supply 12V - 3amp  
for Ferguson Video Star Camera £4.00

24V Sub Min Relays £0.25

Positor 2322 662 98009	50p	3 Pin POS. PTH451
Positor 2322 662 98012	50p	Black Type 60p

SAA1293 - H  
MDA2026 on Panel £6.00

LOPT - 3216001	£5.00
LOPT - 3714016	£5.00
LOPT - AT2071/25 - TOSHIBA	£10.00
LOPT - AT2077/81	£12.00
LOPT - DST85B243 401-532-00 - IK2 FERGUSON	£10.00
LOPT - DST85B243 401-532-00NC - FERGUSON	£10.00
LOPT - DST85B243 472-359-01NC - ICCS	£10.00
LOPT - DST85B243 473-197-00NC - FERGUSON	£15.00
LOPT - DST88B243 400-086-AONC - FERGUSON	£10.00
LOPT - DST88B243 400-086-AONC - IK2	£10.00
LOPT - DST88B243 400-086-AONC - TOSHIBA	£10.00
LOPT - DST88N243 478-052-000 - TOSHIBA	£12.00
LOPT - DST88N243 478-052-00C - IK2 FERGUSON	£10.00
LOPT - DST88N243 478-052-00C - TOSHIBA	£10.00
LOPT - DT2076/78	£10.00
LOPT - FCC201/5DE	£12.00
LOPT - FERGUSON - GREEN SPOT	£12.00
LOPT - FERGUSON - WHITE SPOT	£12.00
LOPT - T6045L - FERGUSON	£10.00
LOPT - TC220B - NATIONAL PANASONIC	£15.00
LOPT - TFB3035D	£10.00
LOPT - TFB3089D - TOSHIBA	£8.00
LOPT - TFB4023AD - TOSHIBA	£10.00
LOPT - TFB4032BD - TOSHIBA	£10.00
LOPT - TFB4038AD	£10.00
LOPT - TFB4088AD - TOSHIBA	£8.00
LOPT - TFB4110AD - TOSHIBA	£10.00
LOPT - TLF1456B - NATIONAL PANASONIC	£15.00
LOPT - TLF1457B - NATIONAL PANASONIC	£15.00
LOPT - TLF7016 - NATIONAL PANASONIC	£15.00
LOPT - TX89	£12.00
LOPT - TX98	£12.00
LOPT - TX99	£12.00
LOPT - Y260781 - FERGUSON	£8.00
MOTOR - CASSETTE TYPE - 12V WITH SPEED CONTROL	£0.50
PANEL - CMC115 - TTT FRONT PANEL - 1TT	£6.00
PANEL - CVC780 POWER PANEL	£5.00
PANEL - ICC5 CHROME BOARD - IC No. ON BOARD	
U4647 TKF OR HA11498	£6.00
PANEL - ICCS - TUBE BASE PANEL	£5.00
PANEL - IK2 - FM2211 ST-REO	£5.00
PANEL - SEL 69112407 - TTT FRONT PANEL - SAME AS CMC303	£6.00
PANEL - SEL IFB 194P - TTT FRONT PANEL - ITI	£6.00
PANEL - SEL IFB150 UK - TTT FRONT PANEL - ITI	£10.00
PANEL - SEL IFB300 - TTT FRONT PANEL - ITI	£10.00
PANEL - TX9 - TX10 - TUNING PANEL 1509G	£5.00
PANEL - TX10 - REMOTE PANEL 540/01	£5.00
PANEL - TX89	£10.00
PANEL - TX90 - THORN FRONT PANEL - 8 PUSH	
BUTTONS 01M14-515-002	£10.00
PANEL - TX98 - T135E FRONT PANEL W/INFRA-RED RECEIVER	£5.00
PANEL - TX98 - TUBE BASE PANEL	£5.00
PANEL - TX98, TX99, TX100 - REMOTE - M494B1 - 01V6/223/104	£10.00
PANEL - TX98, TX99, TX100 - REMOTE - M494B1 - 01V6/682/003	£10.00
PANEL - TX99	£5.00
CMC 200 DIGITAL CAPACITANCE METER 200 PF TO 20 MF	£28.00
R2000 SERIES FERGUSON VIDEO STACK DECK MECHANISM	£30.00
Tripod shoulder pod for camcorder	£5
Ferguson VA super 218 cardiod camera microphone telescope boom and stand	£12.50
Ferguson camcorder battery VA366 6v - 1400 M/A	£5
Mitsubishi video hand set r.m.m. 45	£7
Ferguson lens for camcorder 2 off tele conversion lens x 1.4 and x 0.7	£6
Ferguson TX98, TX99 Text Panel T1228B	£15
RC Matsui hand set £5. Equivalent models Pace 900, hand set Ferguson, Sony, Grundig	£8
6 VA RS Encapsulated main transformer 0-120v-0-120v Pri 0-9v-0-9v Sec	
Burglar alarm kit main control panel. Send for data	£12.50

Bullet Type I, N.B.S. New £3  
Not Tested 10.7 to 11.7 GHz

P.S.U. AC 12v 500MA £1.00  
P.S.U. AC 9v 1A £1.50

TTT CMC201 Panel £10

<p><b>£10 each</b> <b>FERGUSON</b> <b>Line Transformers</b></p> <p>TX9 LOPT £4 TX10 LOPT £6 Green Spot £14 White Spot £8 Blue Spot £10 Yellow Spot £8 Red Spot £6</p> <p><b>FERGUSON</b> <b>FST LOPT</b></p> <p>Y260482 £12</p>	<p>ICC5 Tube Base on Panel ICC5 Decoder Panel each £5.00</p> <p>KT3/K30 T/Text Handset £8.00 KT3 K30 Full Remote £8.00 Pye &amp; Philips Handset KT3/K30 Chassis No. RC5150-RC5176-RC5071-RC5177 Special Price £8.00 RC4001 KT3 and Teletext £8.00 TX10 Handset Text £12.50 TX9 with Text £12.50 TX9 &amp; TX10 Button Print £1.00 TX10 Focus Pots £4.00</p>	<p><b>HITACHI</b> <b>Handset</b> £5.00 each <b>CLE 874A CLE 883A</b> <b>CPT2158 (No Replacement)</b> £5.00</p> <p>IR3506 All modules £8 each CPT1408T ITT IF Modules CPT2176 5827-01-51 CPT2178 5827-02-51 CPT2176 5827-03-51 CPT2176 5828-04-10 CPT2478 5829-02-58 5829-05-52</p> <p><b>£10 INVERTER</b> 12V IN 24V OUT 9 AMPS</p> <p><b>TV DIODES MIXED</b> 100 for £3</p>	<p>Amstrad Tuner UE33-B01 £3.00 TX10 Focus Units £6 for £10.00 Conversion Kit ITT Teletext £8.00 Burglar Alarm Siren 12 Volt 50p Amstrad 6000 Head with motor LP £10.00 Good Lower Drum £3.00 Tuners Nat. Pan. Small. UHF/VHF £3.00 U321 - U341 - U342 - U343 - U344 - U944 Tuners each £5.00 U743 - U744 £3.00 Tuner. IF TERC8-022A TBJZ4-00ZA Alps £7.00 15 Mixed hand set LCD Video TV/V All new £20.00 Keyboard Mains Adaptor 12v/800mA £5.00 U411 - U412 Tuners each £5.00</p>
<p><b>DECCA LCD</b> <b>NICAM HAND SET</b> £4</p>	<p>Mains Stand-by Switch with Coil £1.00</p>	<p><b>PANASONIC-TV</b> Handsets for models: TC1632, TC1642, TC2232, FX2034, TX2044, TX2200, TX2234, TX2244, TX2200, TX2234, TX2244, TX2300, TX2636, TX3300, RC201 replaces TNQ1411/2 £8.00 each</p>	<p>LNB'S MARCONI Ex Rental Black Cap £2.00 No Guarantee Bridge Rectifiers 10 for £1.00</p>
<p><b>RECEIVER</b> <b>PHILIP INFRA RED £1</b> <b>Ideal for Hand Set Tester</b></p>	<p>Nicam Boards Texas Instruments MkII £10.00 Toshiba Nicam Board £6.00</p>	<p><b>HITACHI sets</b> <b>HANDSETS</b> STR454 £2.00 Amstrad Export £3.00 STR6020 £6.00 Amstrad U/V £3.00 SS2000AF £4.00 Amstrad 6800 £4.00 line o.p. £1.00 Amstrad 6000 £15.00 25C940 £1.00 Amstrad 4700 £5.00 BU105/04 80p Amstrad 4600 £3.00 BU108 £1.00 BU124 50p IGO81 GEC £3.00 BU126 80p BU180a 65p BU204 60p BU205 75p BSB £1.50 BU206 £1.00 ICC5 £5.00 BU207 £1.00 IK2000 £5.00 BU208 80p IK7000 £5.00 BU208A £1.50 SRD 2 £1.00 BU208D 90p SRD 3 £1.00 BU222 £1.00 T780 £2.00 BU326 £1.00 SRD 4 £1.00 BU407 60p BU508A 90p BU508AF £1.00 BU508D 80p BU705 £1.00 BU806A £1.00 BU807 £1.00 BU808DFI £1.00 BU826 £1.00 BUK454/600 £1.00 BU224 50p BUT11 £1.00 BUT11AF £1.00 BUT13 600V-28A £1.00 BUT18AF £1.00 BU384 60p BYW20-08-9 £1.00 BYW95 10p BUX39 25A-150V £1.00 BUX84 50p BUY49 20p BUK444 800 £2.00 BUK445 600 £2.00 BUK454 600 £2.00 TDA3047 £1.00 TDA3048 £3.00 TDA3083 £2.00 TDA3190 £1.00 TDA3301 £3.00 TDA3505 £3.00 TDA3506 £3.00 TDA3561 £3.00 TDA3560 £4.00</p>	<p>LN3 MARCONI Ex Rental Black Cap £2.00 No Guarantee Bridge Rectifiers 10 for £1.00 Matsumi Miniature Infra Red Receiver £1.00 Turntable Satellite Modulator TV £1.00 Sound 5.5 MHz MPM 1000T £1.00 Sound 6.0 MHz MPM 1040 £1.00 <b>FERGUSON CHASSIS</b> Post £5.00 New TX100 Yellow Spot £14.00 Ferguson FV31R £5.00 Remote and Power Supply FV31R Display Panel Post £2 Quartz Halogen 500w. 200v. For outdoor lamps £1.00</p>
<p>2435013 47003481 2436771 36761 2436773 36061 2435012 36162 2435085 36362 2436795 36383 2436792 36481 2435066 36482 2435063 36831 2435016 36832 2435064 36922 2434002 36943 2435062 36962 2436797 AT 2078/25 2433752 AT 2076/78 2433952 AT 2077/81 - £15 2434141 AT 2076/88 2434451 2434494 - £12 TFB 3035D 2434492 - £12 TFB 3069D 2434274 TFB 4023AD 2434393 TFB 4039AD 2432981 TFB 4066AD 2435372 2435701 2432351 2432211 2432984 Y260482 2432491 2435121 2432871 2432851 3220029 3714016 3216001</p>	<p>TDA2170 £5.00 BYX55/600 TDA3561A £3.00 (Bead) 10p TDA3566 £3.50 BYT71/600 15p TDA3564 £4.00 BYV95B 10p TDA3565 £3.00 BYV95C 12p TDA3581 £3.00 BYV96D 10p TDA3590 £3.00 BYZ106 10p TDA3591 £1.00 BPW41 15p TDA3592A £3.00 BYW56 2A/ 10p TDA3650 £7.00 1000v 8p TDA3651 £3.00 BYW29/50 15p TDA3651AQ £3.50 BYW95C 10p TDA3652 £3.50 2SC3795 30p TDA3653AQ £2.00 2SC3973B 30p TDA3654 £1.00 2SC4313 £1.00 TDA3654Q £2.00 2SC7350 15p TDA3710 £3.50 2SD180 TO3 TDA3800 £4.00 80v/t 15p TDA3803A £4.00 2SD200 £2.00 TDA3180 £2.00 2SD401 £1.00 TDA4260 50p 2SD716 £1.00 TDA4501 £3.00 2SD787 30p TDA4505NE £3.00 2SD789 30p TDA4420 £2.00 2SD820 £1.00 TDA4439 £2.00 2SD868 75p TDA4600 £3.00 2SD880 30p TDA4601 £2.00 2SD1264 £1.00 TDA8190 £3.00 2SD1266 £1.00 TDA8703 £3.00 2SD1398 £1.00 TDA8349 £3.00 2SD1398 £1.00 TDA9403 £1.50 2SD1415 £1.00 TDA9503 £3.00 2SD1427 £1.00 TDB2033 50p 2SD1432 £1.00 TDD1610S 50p 2SD1453 £1.00 TD6303P £2.00 2SD1576 £1.00 TDA1060 £3.00 2SD1577 £2.00 TEA1009 50p 2SD1878 £1.00 TEA1039 £2.00 TDA3560 £2.00 TEA1060 £2.00 TDA3565 90p TEA2029C £3.00 TDA3654 90p IK7 ST6391 B1 £3.00 TDA3653AQ £1.00 ST6393 B1/IM £3.00 TDA3562A £6.00 BYX10 10p STR4211 £0.00 BYX38/300 25p STR6020 £6.00 BYX55/350 10p STR6602D £4.00</p>	<p><b>HITACHI</b> DST 85B 235/40153200 £10 each DST 88N 234/400086 AD £10 each DST 81N 243/472593 00 DST 186N 243/473058 00</p> <p><b>HITACHI</b> HM9204A Thick Film £3.50 2x and 4x Magnifier £3.50</p> <p>Samsung &amp; Orion Video Decks with heads £16.00 TV &amp; Video hand set £2.00 Orion TV &amp; Video Handset £2.00</p> <p>B. Sky. B VHF to IF Block Converter £1.00</p> <p>10 Panels Ferguson Mixed from TX9 to ICC5 £20.00 TV Aerial Ring Type 40p TX100 Remote Handsets £6.00 UHF Tuner for ICC5 £5.00 VHF Tuner for ICC5 £5.00 Amstrad-Double Decker Switch Mode POWER SUPPLY £5.00 Amstrad-Long Chassis and Short Chassis Power Supply £4.00 Models 1991/1992 Ferguson Switch Mode Transformer TX85, TX86, TX100 each £3.50 ICC5 Ferguson Switch Mod Trans 3112-338-32642 £4.00 12v DC and 24v DC Power Supply regulated £2.00 Ferguson U/V Camcorder Battery VA310 £4.00 Desolder Pump £2.00 IF Panel for Philips CP90-CP110 £5.00 Philips Solder Iron 25w-240v £6.00 Portasol Hobby Gas Solder Iron £10.00 Philips KT3 £7.00 Text Decoder K40 £7.00</p>	<p>TX100 Yellow Spot £14.00 Ferguson FV31R £5.00 Remote and Power Supply FV31R Display Panel Post £2 Quartz Halogen 500w. 200v. For outdoor lamps £1.00 ANSTRAD Plastic Front with Flap 8 900 £3.00 Clock Display Panel 8 900 £5.00 TX 100 EST Chassis LOPT No. 260482 £20.00 £5 Post Sharp Tuner &amp; IF 1810587 PA1 UK £3.00 KT3 K30 Tripler £5.00 U/V Tripler £4.00 Grundig Tripler with Focus Pot Grundig Universal Tripler. Upright Printed Circuit type £7.00 BG 2087-642-1005 Triplers £7.00 BG 2032-642-3002 £7.00 PERDIO PV 1188 Handsets £3.00 BU 208A, BU 508A, BU 508D, BU 508AF, BU 508DF £1.00 each BU 801 60p 2SD V188&amp; £18.?? BUT 11AF eqv £30p Min Sat Receiver with IC M491 BB1, has tuner modulator etc £5.00 FERGUSON Sat. Modulator SRD-3-4 £2.00 FERGUSON SRB1 modulator 25p each Regulated power supply, 500mA 3-12v £5.00 HITACHI 620E head and drum £12.00 AMSTRAD Nicam head and drum £12.00 AMSTRAD 6000 head and drum £12.00 TATUNG universal tuner 205. or eqv with aerial socket £8.00 U/V REMOTE HANDSET 5 IN ONE TV1 - TV2 - VCR £15 SAT - AUX BURGLAR ALARM Use Infra Red Detector Wide or Short Angle Wall Mount, with Relay £8.00 MODULATOR KIT £5 5v to 12v for all cameras etc. 6251 FRAME O/P THICK FILM HITACHI GEC £9.00 THICK FILM HITACHI HM/205A £4.00 PHILIPS NEW TYPE U/V HANDSET £10 06D4-025-001 Mains input choke for TX9 £4 TX100 REMOTE PANEL No. 56413C M293B/ and SAA5012 £10 etc.</p>
<p><b>LOPTS</b> <b>£10 EACH</b></p> <p><b>FERGUSON</b> <b>TUNERS</b> <b>TX90/TO100 - £4</b></p>	<p><b>REMOTE TX100</b> Front Panel £4 Leads Scart to Scart all pin connected £2.00 1 1/2 metres</p>	<p><b>HITACHI</b> TDA3047 £1.00 TDA3048 £3.00 TDA3083 £2.00 TDA3190 £1.00 TDA3301 £3.00 TDA3505 £3.00 TDA3506 £3.00 TDA3561 £3.00 TDA3560 £4.00</p>	<p><b>HITACHI</b> Microwave Turntable Motor £10 SANYO TDO 124EB UHF VHF Tuner £3 SUPER HIGH CAPACITY BATTERY VA310 9.6V 700 mA £3 VPT ADAPTOR VA354 FERGUSON £5.00 (TEXT) 06D4-025-001 Mains Input Choke for TX9 £4 THORN M494B1 on Remote Panel £5</p>
<p>63 BISHOPSTEIGNTON, SHOEBURYNNESS, ESSEX SS3 8AF NORMALLY SAME DAY SERVICE • SUBJECT TO AVAILABILITY No accounts • Technical information by telephone only • No credit cards Unless specified add £1.70 P/P to small orders • Additional charges for heavier items • Specific P/P charges are PER ITEM • For UK addresses please add P.P. TO ORDER THEN 17% VAT TO TOTAL • This applies for the EC unless VAT No. is given • EXPORTS - P.P. at cost • Postal Order/Cheque with order Callers to shop - 212 London Road, Southend • Open 9.30-1, 2.15-5. Tel: 01702 332992 • Fax: 01702 338805 • GVMT School orders on official headings</p>	<p>TX 9 Remote Panels £5 TX 10 Remote Panels £5 TX 90 Remote Panel No. 139-001 IC Nos. M293B1 &amp; TMS 1000 £10 each TX 100 Remote Panels IC M293B1-SAA5012 £10 TX 100 Remote Panels with Stand-by Battery and ICs £10 TX 85 - 86 - 89 - 90 - 98 - 99 - 100 Tuners £4 Orion Modulator Video MDLK 6B513A £2.50 Hitachi Mains Switch with Stand-by £50p Scart to 4 Phone Leads 1/2m £2.50 SXT2302234 Sat. Tuner with Base Band Min £4</p>	<p>Text-Type Replace Handset for Philips KT3/K30, K4 etc £6.00 Thorn Handsets 9000-9600-TX9-TX10-TX100 Text and Non-Text £10.00 Philips RC5171 Handset £8.00 Sanyo Magnatron Type 2M218H £10.00 1992 to 1993 Mod Orion Video handset with LCD £5.00 SATELLITE TUNER UNIT 2427611 with Base Band, Video Out £6.00 AMSTRAD Long Chassis Display Panel 1992/1993 £4.00</p>	<p>AMSTRAD Tuner UE33-B01 £3.00 TX10 Focus Units £6 for £10.00 Conversion Kit ITT Teletext £8.00 Burglar Alarm Siren 12 Volt 50p Amstrad 6000 Head with motor LP £10.00 Good Lower Drum £3.00 Tuners Nat. Pan. Small. UHF/VHF £3.00 U321 - U341 - U342 - U343 - U344 - U944 Tuners each £5.00 U743 - U744 £3.00 Tuner. IF TERC8-022A TBJZ4-00ZA Alps £7.00 15 Mixed hand set LCD Video TV/V All new £20.00 Keyboard Mains Adaptor 12v/800mA £5.00 U411 - U412 Tuners each £5.00 LN3 MARCONI Ex Rental Black Cap £2.00 No Guarantee Bridge Rectifiers 10 for £1.00 Matsumi Miniature Infra Red Receiver £1.00 Turntable Satellite Modulator TV £1.00 Sound 5.5 MHz MPM 1000T £1.00 Sound 6.0 MHz MPM 1040 £1.00 FERGUSON CHASSIS Post £5.00 New TX100 Yellow Spot £14.00 Ferguson FV31R £5.00 Remote and Power Supply FV31R Display Panel Post £2 Quartz Halogen 500w. 200v. For outdoor lamps £1.00 ANSTRAD Plastic Front with Flap 8 900 £3.00 Clock Display Panel 8 900 £5.00 TX 100 EST Chassis LOPT No. 260482 £20.00 £5 Post Sharp Tuner &amp; IF 1810587 PA1 UK £3.00 KT3 K30 Tripler £5.00 U/V Tripler £4.00 Grundig Tripler with Focus Pot Grundig Universal Tripler. Upright Printed Circuit type £7.00 BG 2087-642-1005 Triplers £7.00 BG 2032-642-3002 £7.00 PERDIO PV 1188 Handsets £3.00 BU 208A, BU 508A, BU 508D, BU 508AF, BU 508DF £1.00 each BU 801 60p 2SD V188&amp; £18.?? BUT 11AF eqv £30p Min Sat Receiver with IC M491 BB1, has tuner modulator etc £5.00 FERGUSON Sat. Modulator SRD-3-4 £2.00 FERGUSON SRB1 modulator 25p each Regulated power supply, 500mA 3-12v £5.00 HITACHI 620E head and drum £12.00 AMSTRAD Nicam head and drum £12.00 AMSTRAD 6000 head and drum £12.00 TATUNG universal tuner 205. or eqv with aerial socket £8.00 U/V REMOTE HANDSET 5 IN ONE TV1 - TV2 - VCR £15 SAT - AUX BURGLAR ALARM Use Infra Red Detector Wide or Short Angle Wall Mount, with Relay £8.00 MODULATOR KIT £5 5v to 12v for all cameras etc. 6251 FRAME O/P THICK FILM HITACHI GEC £9.00 THICK FILM HITACHI HM/205A £4.00 PHILIPS NEW TYPE U/V HANDSET £10 06D4-025-001 Mains input choke for TX9 £4 TX100 REMOTE PANEL No. 56413C M293B/ and SAA5012 £10 etc.</p>