

THE LEADING UK CONSUMER ELECTRONICS TECHNOLOGY MAGAZINE

# TELEVISION

SERVICING • VIDEO • SATELLITE • DEVELOPMENTS

JUNE 2000 £2.80

A REED BUSINESS PUBLICATION

**Digital camcorder  
technology**

**Alan Blumlein...  
inventor of TV?**

**New consumer  
electronic products**

**Promote your business**

**Mechanical polariser drive**



**FAULT REPORTS**

**TVs, VCRs, PC Monitors and Satellite**



**KÖNIG**  
ELECTRONIC

Have you asked for...  
The **König** Part Finder CD Rom?

*A simple to use database containing all König parts.*



Visit our Website for more information

@ [www.konig.co.uk](http://www.konig.co.uk)

Available from your KÖNIG CLUB Founder Members



*Also available from your König Approved Stockist*



Technical help line: 01635 278678

E-mail: [technical@konig.co.uk](mailto:technical@konig.co.uk)

# CONTENTS

June 2000

Vol. 50, No. 8

## The Setmakers Suffer 451

known, some more effective than others. **Paul Smith** has tried most of them and outlines the pros and cons.



**Mechanical Polariser Drive Circuit 452**  
For optimum satellite receiver input with weak signals **Roger Bunney** decided to use a mechanical polariser. A practical power supply and control system are described.

## What a Life! 454

TV expertise and how to handle the customers. Reflections on the trade in earlier times and the present decline. **Donald Bullock's** servicing commentary.

## Teletopics 456

Latest on TV web use; some servicing prospects; digital TXs tweaked; rental merger go-ahead; and various news items.

## What is DVC? 458

**Steve Beeching** starts a new series on the DV system and digital camcorders. This initial article compares digital and analogue systems, describes the DV cassette and how to use a DV VCR with a PC, covers basic A-D conversion and provides a block diagram introduction to the DV camcorder.

## Satellite Notebook 476

How to get BBC Prime plus problems with satellite equipment and installations.

## Service Notebook 478

**John Edwards** on TV servicing problems.

## Alan Dower Blumlein 479

A.D. Blumlein was a leading member of the brilliant team that developed the 405-line TV system in the early Thirties. He was also the 'father' of stereo sound and worked on many other techniques, including radar, during his short life. **Robert Alexander** provides a summary of his achievements.

## TV Fault Finding 483

## DX and Satellite Reception 488

Terrestrial DX and satellite TV reception. News from abroad and of developments in the satellite field. **Roger Bunney** reports.

## Help Wanted 491

## VCR Clinic 492

## Triacs in Vacs 494

Many vacuum cleaners nowadays incorporate a motor-speed control system. The arrangement is triac-based and generally easy to repair. **J. LeJeune** describes the circuitry and repair procedures.

## Web Service 496

Web sites for TV technicians and enthusiasts.

## Next Month in Television 499

## Monitors 500

Hints and tips on servicing computer monitors.

## Letters 502

### Editor

John A. Reddihough

### Production Editor

Tessa Winford

### Consultant Editor

Martin Eccles

### Publisher

Mick Elliott

### Advertisement Sales Manager

Matthew Harradine  
0181-652 3033

### Advertisement Sales Executive

Pat Bunce  
0181-652 8339  
Fax 0181-652 3981

### Editorial Office

0181-652 8120  
Fax 0181-652 8111

Note that we are unable to answer technical queries over the telephone and cannot provide information on spares other than that given in our Spares Guide.



## The ER Show 464

The *Electrical Retailing Show* is the UK showcase for new consumer electronic products. Plenty of new items were being displayed and demonstrated this year. **George Cole** reports.

## Audio Faults 471

Some audio equipment faults dealt with by our contributors.

## Satellite Workshop 472

**Jack Armstrong** takes the plunge with digital reception, plus tips on various reception possibilities and a simple way of getting Dolby Pro-Logic sound.

## Test Case 450 473

## Promoting Your Business 474

Do local residents know about your business and what you can offer them? There are many ways of getting

June issue on sale  
May 17th.


Next issue,  
dated July,  
on sale June 21st.



# FRUSTRATED!

Looking for ICs TRANSISTORS?

A phone call to us could get a result. We offer a an extensive range and with a World-wide database at our fingertips, we are able to source even more. We specialise in devices with the following prefix (to name but a few).



ZN 2SA 2SB 2SC 2SD 2P 2SJ 2SK 3N 3SK 4N 6N 17 40 AD  
 ADC AN AM AY BA BC BD BDT BDV BDW BDX BF  
 BFR BFS BFT BFW BFX BFY BLY BLX BS BR BRX BRY BS  
 BSS BSV BSW BSX BT BTA BTB BRW BU BUK BUT BUW  
 BUW BUX BUY BUZ CA CD CX CXA DAC DG DM DS  
 DTA DTC GL GM HA HCF HD HEF ICL ICM IRF J KA  
 KIA L LA LB LC LD LF LM M M5M MA MAB MAX MB  
 MC MDA J MJE MJF MM MN MPS MPSA MPSH MPSU  
 MRF NIM NE OM OP PA PAL PIC PN RC S SAA SAB  
 SAD SAJ SAS SDA SG SI SL SN SO STA STK STR STRD  
 STRM STRS SV1 T TA TAA TAG TBA TC TCA TDA TDB  
 TEA TIC TIP TIPL TEA TL TLC TMP TMS TPU U UA  
 UAA UC UDN ULN UM UPA UPC UPD VN X XR Z ZN  
 ZTS + many others


We can also offer equivalents (at customers' risk).  
 We also stock a full range of other electronic components.  
 Mail, phone, Fax, Credit Card orders & callers welcome.



## Cricklewood Electronics Ltd

40-42 Cricklewood Broadway London NW2 3ET  
 Tel: 020 8452 0161 Fax: 020 8208 1441

Can't Find a  
 Particular  
 Remote?



# YOU CAN HAVE IT!



World's Largest Range  
 Over 60,000 References



Match or 'Make Free' Service



Competitive Prices From £4.95



'Point&Go' Simple Set-up  
 Universals

## Wallis. Remote Controls

for TVs • VCRs • Satellite • Hi-Fi

For Further Information - Just Call Our Helplines

Tel: 020-8870 3388 • Fax: 020-8870 9988

Suddenly - You'll Love Selling Remote Controls

# Tavcom

Have you considered offering  
**Closed Circuit TV**  
 to your customers?

We have a wide range of training  
 courses which will teach you to install,  
 service, commission and maintain the  
 very latest CCTV systems

Learn with our expert tutors  
 in the comfort of our fully equipped  
 training centre  
 or we will come to your premises.  
 Anywhere - worldwide

For a copy of our new portfolio  
 Telephone 44 (0) 1489 895099  
 Fax 44 (0) 1489 894400  
 Email sales@tavcom.com

Visit our website at  
[www.tavcom.com](http://www.tavcom.com)

# Training


The  
 headend  
 that says  
**YES** to

- Quality
- Ease of use
- Agility
- Each module an almost total entity
- Superb value

WISI's Topline headend system is very competitively priced yet is of superior design and build. It is easy-to-use with high quality channel processing that allows the user to retain quality of vision and sound for both analogue and digital signal sources. There are processors for satellite TV, terrestrial TV and radio. Each individual module incorporates its own control system enabling quick and easy set up. These channel processors come together in an 'all-in-one' base unit which contains all necessary accessories for ease of ordering - no additional items required.

U.K. STOCKIST  
**J.W. Hardy**  
 Communications

J.W. HARDY COMMUNICATIONS, 231 Station Road, Birmingham B33 8BB Telephone: 0121 784 8478 Fax: 0121 789 7931



WISI TOPLINE HEADEND

### CHECK THESE FEATURES

- Frequency agile freely selectable in the VHF of UHF range.
- Adjacent channel capable.
- TV standards 64 QAM B/G, D/K, I, L, M.
- Modular system for headend stations in SHATV and CATV systems.
- Modules for Analogue and Digital:
  - Satellite TV & Radio: Analogue & Digital
  - Terrestrial TV & Radio: Analogue & Digital
  - Satellite I.F. Converters: Analogue & Digital compatible
  - Terrestrial TV Converters: Analogue & Digital compatible
  - TV Modulators: Analogue & Digital
- Individually programmable modules.
- High output level.
- Wall mounting or 19" rack mount with lockable cabinet door.

May we send you full details?



**A Breakthrough  
 in Headend Design**



# The Setmakers Suffer

The UK's TV setmakers have been badly affected by the overvalued pound. Lord McNally, president of BREMA (the British Radio Equipment Manufacturers' Association), made this clear at the Association's recent annual general meeting. He pointed out that "production of small and medium size TV sets has long since shifted to central and eastern Europe and Turkey. Whereas, in 1996, TV set production in the UK reached 6.2 million, with a positive trade balance of £550m, production has declined to just 3.7m sets last year. There was still a positive trade balance, but it had declined to £115m."

The problem of the overvalued pound is a strange one – so often the pound has been a weak currency. It is not its value with respect to the dollar or yen that's the problem but its value with respect to the euro. At the time of writing the exchange rate with respect to the Dm is over 3.34Dm. At the pound's lowest in recent years it traded at 2.21Dm. This is a variation of over fifty per cent. A currency as strong as this makes it difficult, to say the least, to export manufactured goods. The problem is that of a weak euro rather than a strong pound however, which is why it is so difficult for the government to take any action.

The euro is weak for two reasons. First there has been a steady flow of funds out of the euro area as Europeans have invested elsewhere. And secondly the euro is a relatively new currency and is distrusted by the international investment community. Yet economic conditions in Euroland are good: you would think that an obviously undervalued currency backed by strong economies would be a safe bet. But no, that's not the way markets work. Sentiment is a very strong factor unfortunately.

Sooner or later the euro will strengthen

and the pound weaken, that's for sure. The problem is when? The pound's overvaluation has already lasted a long time and shows no sign of weakening. Largely because of the strong pound, manufacturing output has fallen each month since last November. Over 240,000 jobs in manufacturing have gone since March 1998. There was a loss of 140,000 last year alone, and the loss is still on the increase. Investment in manufacturing has been on the decline – down 14 per cent in real terms last year. That bodes ill for the future.

It might not have mattered so much had Europe not been our main trading partner. A huge market on the UK's doorstep is the obvious place to sell goods. Selling cannot easily be switched elsewhere. The tragedy is that overseas investment has saved the UK's manufacturing industry, certainly the TV set-making industry, over the last twenty or so years. Overseas manufacturers, in particular the Japanese, once saw the UK as a good place in which to set up plants. The possibility of exporting to Europe was obviously a strong point in favour of the UK. No longer, as the difficulties of the car industry and the TV manufacturing industry clearly illustrate. Taizo Nishimuro, president of Toshiba, has said that "the level of sterling has made it unbearable for any manufacturer in the UK to compete in the global arena". The future of Toshiba's remaining British factory, the Plymouth TV plant, is apparently in question.

The government seems relatively unconcerned, primarily because the contribution of manufacturing to the UK's gross domestic product has for a number of years been on the decline as the contribution of service industries has steadily increased. We are, it is felt, destined to be a service-based economy. There is also the fact that a strong pound

has a benign effect on inflation, holding prices down. If – or rather when – the pound falls to a more reasonable level it will be that much more difficult to hold inflation in check. Wage pressures would increase, and interest rates would probably have to rise quite markedly. That's not a situation with which the government would be comfortable – especially as the next general election approaches.

There is, unfortunately, little that the government can do about our overvalued currency. Interest rates could be reduced, making the pound a less attractive currency. But control of interest rates has been handed to the Bank of England's Monetary Policy Committee, with the express remit of using interest rates to control inflation rather than the value of the pound. It is hard to see that tinkering with interest rates would anyway have much effect on the value of the currency. An alternative would be direct intervention in the currency markets – the government selling pounds in other words. This again has in the past proved to be ineffective. To buy euros and wait to make a killing sounds an attractive proposition. But in practice the degree of intervention that would be feasible is limited, and the effectiveness of such a move is questionable. It is however about the only possible course, and should be tried. Amongst other things, you can't indefinitely sustain a growing trade deficit.

## Correction

**Bush 2114T:** In TV Fault Finding, page 430, April the TDA3562A colour decoder chip used in this model was incorrectly referred to as the "TDK version". This should have read "TFK version". Our apologies for this editing error.

## COPYRIGHT

© Reed Business Information Ltd., 2000. All rights reserved. No part of this publication may be reproduced, stored or transmitted in any form or by any means without the written permission of the publishers.

All reasonable precautions are taken by *Television* to ensure that the advice and data published are reliable. We cannot however guarantee it and we cannot accept legal responsibility for it.

## CORRESPONDENCE

All correspondence regarding advertisements should be addressed to the Advertisement Manager, "Television", Reed Business Information, Quadrant House, The Quadrant, Sutton, Surrey SM2 5AS. Editorial correspondence should be addressed to "Television", Editorial Department, Reed Business Information, Quadrant House, The Quadrant, Sutton, Surrey SM2 5AS.

## INDEXES AND BINDERS

Indexes for Vols. 38 to 48 are available at £3.50 each from SoftCopy Ltd., who can also supply an eleven-year consolidated index on computer disc. For further details see page 499.

Binders that hold twelve issues of *Television* are available for £6.50 each from Television Binders, 78 Whalley Road, Wiltshire, Blackburn BB1 9LF. Make cheques payable to "Television Binders".

## BACK NUMBERS

Some back issues are available at £3.50 each. For further details see box on page 475.

## SUBSCRIPTION ENQUIRIES

**Telephone:** 01444 445 566  
**Fax:** 01444 445 447  
**Credit card orders:** 01622 778 000  
**Address:** Television, Subscriptions Dept, PO Box 302, Haywards Heath, West Sussex RH16 3YY, UK.  
**Make cheques payable to:** Television  
**Subscription rates:**  
**UK** £32.00 per year  
**Airmail Eire** £36.00 per year  
**Airmail Europe** £46.00 per year  
**Airmail Rest of World** £59.00 per year

## NEWSTRADE ENQUIRIES

Distributed by MarketForce  
**Telephone:** 0207 261 7704


## WEB SITE

For a full list of RBI magazines:  
<http://www.reedbusiness.com>


ISSN 0032-647X

 REED  
BUSINESS  
INFORMATION





# Mechanical polariser drive circuit



**To obtain optimum satellite receiver input with weak signals Roger Bunney found it an advantage to use a mechanical polariser. This needs a power supply/control system. A practical circuit is described below**

**D**igital transmissions and the use of Eutelsat II F3 at 36°E as a major carrier of OB/SNG newsfeed signals led me to assess the possibility of increasing the signal input to my satellite receivers. A larger dish than my current 1.2m one would help of course, but local planning (and financial) considerations put paid to this approach. The 1.2m dish is adequate for most digital SNG signals, but on an overcast and wet day picture freeze and dropout occur. The threshold level of the RSD ODM300 digital receiver in use isn't wonderful either – many current digital receivers suffer from this handicap. The often marginal signals received during the Balkans war in 1999 led me to consider the use of a lower-noise LNB and a more effective polariser.

## Previous Head End

The head-end system I had been using at the dish consisted of Chaparral scalar rings, a Racal ferrite polariser, and a Chaparral LNB with a noise figure of about 0.8dB average. The polariser was controlled by a modified Citizen's Band power supply, which also provided 12/18V for the LNB – the reason for using a separate power supply is that several receivers are in use. The current-operated polariser has variable control settings for vertical and horizontal polarisation, depending on frequency. It has an insertion loss of 0.2dB. The cross-polarisation rejection varies across the frequency bandwidth.

## An Alternative

A better solution seemed to be to

use the Chaparral Ku-band Polarotor 1. This is an integrated package, with a feedhorn that has scalar rings. The insertion loss is less than 0.1dB. In addition the vertical and horizontal settings are not subject to the variance with frequency experienced with my previous system, and the cross-polarisation rejection is at least 25dB. There is an increased, though slight, dish shadowing loss compared to the ferrite in-line assembly.

## Implementation

For the same reasons as before, I am using a separate LNB supply. The additional need was for a power supply and drive circuit to control the mechanical polariser. It has to provide 5V DC at up to 0.5A, and a variable mark-space ratio TTL logic pulse to drive the servo-controlled probe in the polariser.

Kesh Electronics (Satellite Systems) Ltd., 6-11 Main Street, Kesh, Co. Fermanagh, N. Ireland BT93 1TF (01365 631 449) came up with a simple circuit and a small PCB, which made construction easy. The polariser control circuit was adapted from that used in early satellite receivers such as the SR1000, CX2460 etc. The power supply is simple, and the whole lot fits in a standard diecast box. A screw-up four-pin microphone socket (of the type used for CB microphones) is used for the control cable connection to the polariser at the dish.

The polariser power supply/control circuit is shown in Fig. 1. There's nothing critical about the construction. The mains transformer (T1) is a cheapie surplus one with an

0-13.2V secondary winding. Anything similar will do provided that it can, with the bridge rectifier, provide sufficient current for the regulators.

The control circuit uses an NE555 timer chip to produce the pulses to drive the polariser. The only preset adjustment is the 10kΩ control. With the main 10kΩ skew control at mid-position, adjust the preset for equal travel of the feed-horn probe plus and minus with respect to the main skew control's centre position. It's obvious once you've built and tested the circuit. If a scope is available it can be used to check the output pulses as the skew control is adjusted.

Once you have made the power supply/control unit, a check indoors with a length of 5A, three-core mains cable to provide the connection to the head end will show whether the polariser probe moves in sympathy with skew control rotation, also whether the vertical/horizontal switching works. The probe moves through a 90° arc.

The motor seems noisy, producing a sharp buzzing while in action. I gather that this is normal.

## Hunting

There was a problem with my prototype unit: at one end of the skew setting, both vertical and horizontal, the polariser probe became unstable, moving rapidly through perhaps 30°, to and fro and out of control.

By chance a copy of the New Zealand magazine *SATFacts* arrived a few days later. It contained a small item entitled 'Feedback – Chaparral polarotor hunting'. The answer to the problem is to fit the following



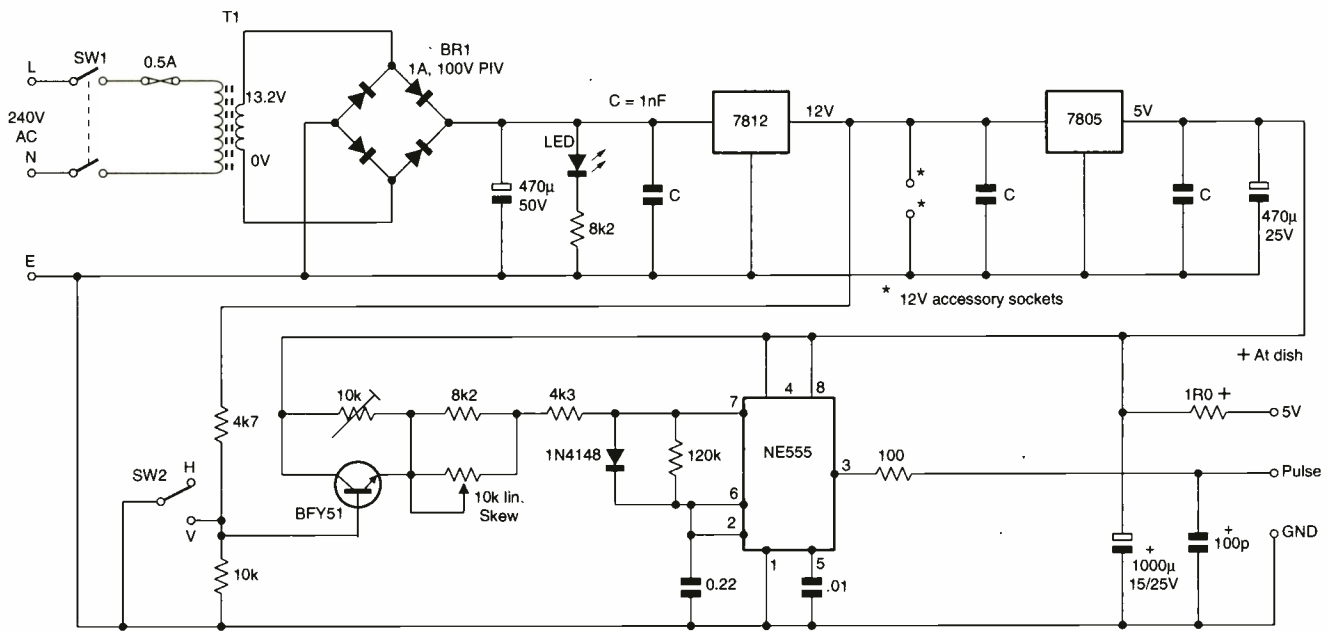


Fig. 1: Circuit diagram of the mechanical polariser power supply/control unit.

components at the dish end of the cable. A 1Ω, 0.5W carbon resistor is added in series with the 5V feed. Decouple it at the input end with a 470-1,000µF 15/25V capacitor con-

nected to the earth terminal. Fit a 100pF capacitor between the pulse connection and the earth terminal. The value of the 5V supply decoupler depends on the wire resistance.

With a modest run of 18 or 20 SWG wire 1,000µF should be the maximum used. If thinner (higher resistance) wire is used, the value may need to be increased to say 2,200µF.

# The JOULE A-400 Radio Decoder

**Joule Electronics**  
**Hilton Road, Aycliffe Industrial Park**  
**Newton Aycliffe, Co. Durham DL5 6EN**  
**United Kingdom**  
**Tel: +44 (0) 1325 310278**  
**Fax: +44 (0) 1325 300189**  
**Email: [elecsys@elecsys.demon.co.uk](mailto:elecsys@elecsys.demon.co.uk)**  
**Website: <http://www.elecsys.com>**

Decode and recode car radios and CD players quickly with the Joule A-400 radio decoder.

Now sold worldwide to service departments and Police Forces.

C.E. Approved - meets all current regulations. The A-400 is also millenium compliant.

Prices start from £375.00 + VAT for the Starter Kit covering over 100 models of popular radios.

Call us now on 01325 310278 for a free information pack and demonstration disk

If you already service car audio equipment, the A-400 could prove to be a very valuable source of income to your company. Please feel free to visit our Internet Website where you can download full details, pricing information and demonstration software. Version 9.2 software is now available adding even more radio types to the existing system. If you wish you can visit us on-site for a demonstration.





**TV expertise and how to handle the customers. Reflections on the trade in earlier, happier times and the present decline. Don Bullock's servicing commentary**

# WHAT A LIFE

"He fades, then he cuts out right to nothing" said Mrs Ponsonby as she settled her fluffy little dog on our counter. "Sit there Fifi" she continued, "if you're good, Mr Bullock might find a tit-bit for you to eat."

As Paul slipped out to her car for the set I smiled at Fifi and Mrs P smiled at me. Then she looked away and I gave the dog a cuff. It flew off the counter, yelping.

"Stop being a silly, Fifi" she said as she sat it on the counter again, close to me, "or Mr Bullock won't like you. And that'll mean no snackies."

I smiled indulgently.

The set was a Ferguson C49F. Paul connected it up and switched it on. Sure enough the picture began to fade. It didn't take him long to find some classic dry-joints at plug BV03, which connects the heater and HT supplies to the CRT base panel. Resoldering them put an end to the fading, but a minute later the line output stage died. This was obviously a separate fault. Paul and Steven conferred over the lifeless chassis and decided they would need a bit of time.

"I'll call back when you ring me" Mrs Ponsonby announced. Then, turning to me, she continued "look after my Fifi while I open the car door, there's a dear."

As she went Fifi stood up and bit my hand. I clouted its ear. Fifi yelped and barked at me, so I gave it another clout. Then Mrs P came back in.

"Stop being so noisy, just because nice Mr Bullock hasn't got a snacky for

you" she said to the dog.

"I gave her one while you went to the car" I said, "she just kicked up."

Mrs P smiled. "How kind you are" she said, then scooped up the dog. "Come on you little silly" she said.

## Cutting out

The cutting out proved to be a difficult and time-consuming fault. There were some dry-joints, which were resoldered. Some more were found and attended to. After that the set seemed to be working all right, so it was boxed up. But as soon as the back had been fitted it cut out again. Paul then discovered that the set could be made to trip by flexing the chassis ever so slightly. But a search for a hairline crack, using our magnifier, failed to find the cause of the tripping.

We eventually got to the bottom of it however. The TDA8218 field timebase and line generator chip IL01 has a V-shaped heatsink attached to its top. During manufacture it had been crushed slightly. As a result, its right-hand side was almost touching some of the IC's pins. When the back was refitted the board was flexed slightly, shorting the heatsink to pins 1-4 of the chip. Fortunately the IC had withstood all this, and bending the heatsink back cured the trouble.

When Mrs P called back her dog looked at me and howled.

"Don't start that again, Fifi" she said, "there's no kinder man than Mr Bullock."

I smiled nicely and waited for the

chance to give it another clout.

But she swept Fifi up and went to depart. "We'll see that nice Mr Bullock again, won't we Fifi?" she cooed.

"Hooee wooo" howled Fifi.

### Field trouble

"Sharp it is" said the chap who bounced in with a set whose cabinet had been in the wars. "It don't say so but I know, 'cos I left it in front of the fire one night last year. It's a Sharp all right. Something funny at the top of the screen."

The picture was cramped at the top, with separate red, green and blue bands. Steven suspected the TDA8170 field output chip IC501 and fitted a brand new replacement. The result was field collapse. Puzzled, Steven fitted another one. This brought back the field scanning, but the initial fault was still present. He decided to carry out some scope tests.

There should be 23V at the supply pin 2. Instead there was 15V with a lot of hum. Time to check back to the source, where the 100µF, 35V reservoir capacitor produced a reading of 30µF. A replacement restored the correct voltage level and cleared the fault symptoms.

"It certainly looks like a Sharp set" said Steven, "don't know about the model number, but several use this arrangement."

### The Mulligans

Mr and Mrs Mulligan came in with a Ferguson set. Mrs M is lovely. But Paddy, her husband, is a huge, rich fiftyish market trader who wins every argument he gets into – and there are many – without needing to say a word. He uses his raised chin and, to emphasise his point, clenches his fists.

"Set's dead" he announced as he placed a 21in. Ferguson model on the bench. "And don't be telling me it isn't."

I looked up at the underside of his chin. "I'm sure it is" I said. "Steven, Paul: Mr Mulligan's set is dead!"

"But the button things light up" said Mulligan.

"Right" I said.

The Mulligans departed and Paul made some checks in the power supply. There was HT but no start-up feed. A check on the TDA8138 multi-output regulator chip showed that its 17V input was present and there was a 5V output, but there was no 12V output. Was this output being loaded down or was the chip faulty? Paul decided to try a new TDA8138 first. This brought the set back to life.

### A Granada set

An old banger drew up in front. The Reverend Goode alighted.

"Donald, your looking bonny" he said. "I've brought you the verger's set. It's a Granada. He says it's dead. Would you take a look at it for him?"

When we switched it on there was no

picture or sound. It was a CD66JS6F.

"I'm off to get some whiskey" the Rev. announced. "I'll pop in on the way back. You will get it right, won't you?"

When we took the back off we saw that the TDA8170 field output chip had blown its top off. Not surprisingly, R715 in its supply had failed. So replacements were fitted. When we tried again the top of the new chip flew past Paul's ear. It taught him all about the Doppler effect.

Time for a more detailed investigation in the field output stage. We found that C658 (3,300µF, 35V), C705 (1,000µF, 35V) and C706 (2,200µF, 35V) were all leaky. Then we checked R715 again. It's actually a circuit protector, type N25 (1A). Not surprisingly it was open-circuit.

We replaced these items and fitted a new chip. When we tried again Paul ducked. He needn't have bothered. This time everything was OK and an excellent picture appeared.

"Excellent, Donald" the Rev. declared on his return, "you're for heaven, that's for certain."

"But not just yet, eh?" I asked.

"Excellent" the Rev. laughed, "that's a good one Donald."

### Times past

A recent article brought back to my mind the rather different conditions in the trade in earlier times, and the way in which leading companies then operated. Take Ekco for example. When Mr E.K. Cole decided to start producing radio sets he gathered together some leading engineers to work on his ideas. It took them some time to come up with a design that Cole considered to be worthy of the name. When he was satisfied, he put the set into production and insisted on quality checks throughout the production process.

Then he sought a limited number of top-class dealers, generally one in each town. They were closely checked to assess their integrity and service capabilities. If they passed muster, he offered them a sole Ekco agency on certain conditions.

They had to stock and display his range of products, agree to demonstrate them in the homes of prospective customers, and sell them only at the recommended retail price. In addition they had to promptly service all in-guarantee Ekco products, both those they had sold and those brought in by people who had moved to the area. They also had to service all out-of-guarantee Ekco sets, whether the repair was profitable or not.

In return, he undertook to provide sales leads from national advertising, technical training, excellent service sheets at no charge, and advice on any technical problems that became apparent. Where modifications were advisable, the components required were provided promptly at no charge. Each dealer was duty bound to implement these modifications. He set the highest standards

throughout his business.

The same was true of Mr Murphy and his sets. When our local Murphy agent retired, the town was checked to find a suitable replacement. Our company was one of two that were considered for the franchise, and in due course we received a visit from a couple of representatives.

We were closely questioned on a variety of trade matters. After that our workshop and technical capabilities were checked. We were then told that they would let us know.

In fact they chose the other dealer. I couldn't complain. He was a good man who had been established for many more years than we had, and already had the local Ekco dealership. He went on to sell a great many Murphy sets, made a lot of money, and deserved to.

They were good times for this trade. The setmakers took a pride in their products, and dealers took a similar pride in their standard of service. The public were offered first-class products with an excellent after-sales service. These who wanted to buy cheaper products could do so.

Then some kind sole decided to make Retail Price Maintenance illegal. The whole trading system collapsed, and our trade was never the same again.

### Today

The article that set me thinking about all this was Michael Maurice's piece in the March issue. It was closely reasoned and summed up the present dire situation. "Ours is a diminishing and dying trade" he said: these seven words write a book.

Michael referred to the cheapness of today's products. Mass production, free trade and the excessive value of the pound have all contributed to this, and Joe Public has got used to paying less for more. Unfortunately, the less a product costs, the less Joe Public feels inclined to spend on repairs or a reconditioned set.

Michael is also right in saying that Joe Public no longer knows or cares what make his set happens to be. In our trade, pride of ownership has gone. It's not the case in the motor trade. Thirty years ago most of our customers would identify the make of their sets as soon as they brought them in. No longer.

It's true but sad that our trade is in decline. There are no newcomers, and numbers are falling. Think of the number of independent dealers there used to be in your area, and count how many are left. Customers suffer. It's no good telling the pleasant lady at Argos about the way your picture flutters on Channel 5 at twenty past eight every night.

But Michael's comment that "in most trades or professions you are over the hill at 35 and positively old at 46" really twists the knife in for me. Oh dear. Slip the Aspirins into my quivering hand somebody.



# TELETOPICS

## Web news round-up

Granada Media Group is to launch a new, free web-TV service called G-Wizz in July. The service will be run in conjunction with PowerChannel Europe, an internet consumer research group. Free set-top boxes that give full access to the internet and enable viewers to send and receive e-mail will be supplied through Granada's high-street rental outlets. There will be a £30 refundable deposit for the STB, and users will be expected to complete a monthly on-line survey of their spending. As part of the deal Granada Media will be taking a 23.5 per cent stake in PowerChannel, which collects and sells information on consumer behaviour.

G-Wizz will act as an internet service provider (ISP) for TV viewers linked to it. Some 200,000 boxes, which can be used with either an analogue or digital TV set and a telephone line, are expected to be made available during the second half of the year. G-Wizz will also offer viewers of popular shows such as Coronation Street and Emmerdale programme-related material that

they can call up.

The UK company ichooseTV has announced a free, personalised TV service. This will be a video-on-demand service provided via the web, with users able to create their own personalised TV schedule. The commercial aspect is that it will enable advertisers to target closely-defined groups. According to the company the service will start in September and will use Microsoft and Real Networks video compression technology.

A US ISP called Neo has launched a product called i-DVD. It looks and works like a standard DVD player but in addition provides internet access and e-mail facilities – a full-sized, wireless linked keyboard comes with it. The price is roughly the equivalent of just over £60, and there's a monthly internet connection charge of some £12. Neo's profit comes from this charge. The unit has Dolby stereo.

DASA (the Domestic Appliance Service Association) has opened a web site at


<http://www.dasa.org.uk>

Consumers can read about how DASA, which has both white and brown goods sections, provides protection against servicing cowboys. Every DASA member is listed, with address and telephone number. Those considering a career in domestic appliance servicing, or who wish to improve their competence, will find information about relevant National Vocational Qualifications (NVQs). Full details of membership are included, with an application form that can be downloaded.

Antiference Ltd., the leading UK aerial and accessories manufacturer, has opened a web site at

<http://www.antiference.co.uk>

It has been designed to appeal to experts and beginners alike. There's advice on aerial choice and common reception problems, detailed DTT transmitter information and a comprehensive listing of retailers and installers. Helpful links to other sites, such as the BBC and ITC, are included.



**NEC has announced the µPD82885 chip for use in digital TV set-top boxes that incorporate a hard-disc drive to provide what is known as a personal digital recorder (PDR). In addition to simultaneous recording and playback, it enables features such as enhanced-quality fast-forward, rewind and slow-motion to be included. The chip is fully compliant with NDS's XTV technology, and complements NEC's EMMA family of 'back-end' devices for STBs. NDS, a News Corporation subsidiary, is a leading supplier of open conditional-access software and interactive systems for digital TV services. The above photo shows the µPD82885 with an evaluation PCB that incorporates the µPD6103 EMMA single-chip STB 'back-end' chip.**

## Servicing Prospects

There are now some 25m mobile phones in use in the UK. What happens when they go wrong? They seem to be sent to firms such as Westwood Communications in Glasgow. This firm's investment is such that it can now repair 56,000 phones a month. Last year it spent £140,000 on training, and a greater sum is to be spent this year. The firm offers manufacturers and networks a guaranteed eight-hour repair service, and a 24-hour turn-round for their customers. Plenty of work for someone there.

Here's another prospect. Comet and others are sponsoring a scheme for refurbishing trade-in cookers, refrigerators and freezers for local resale. It anticipates an EEC directive on appliance recycling. Renew North East has been enlisted to train people to carry out the work. It seems that "a real skills shortage of people able to repair and refurbish electrical white goods" has been identified.

## Component Video Inputs

Toshiba is to introduce a range of six TV models with component video inputs (Y, U and V). The first sets, Model 32ZD06B, a widescreen Nicam set, and Model 32ZD08B with Dolby Digital sound, will be available from July. The sets are aimed at home cinema users who have DVD players with component video output sockets.

## Rental Merger Go-ahead

The merger of the Radio Rentals and Granada rental chains to form Box Clever has been approved by the Department of Trade and Industry, subject to certain undertakings: rental charges are not to be increased (save to cover any tax increases) for existing contracts and for new customers who rent for more than five years without an equipment upgrade; there is to be no administration fee for upgrading equipment except in respect of direct-to-home rental, where the fee must be kept at the present

level; there is to be a one-off offer to renters of more than five years who have not upgraded or added to their equipment to upgrade to more modern equipment at no extra charge; and a minimum rental period of twelve months is to be adopted.

The merged company, which will be owned 50:50 by Granada and Rental Holdings, will have almost 900 outlets with an annual turnover of some £700m. But there are likely to be store closures and job losses.

## A TV Fire Hazard

The Alliance for Consumer Fire Safety in Europe has highlighted the safety hazard represented by plastic TV cabinets. It points out that families do not appreciate how easy it is for a TV cabinet to catch fire from candles, cigarettes and other sources of heat, and that once alight a TV set can cause a real blaze. TV fires in the USA have dropped by 73 per cent since the early Nineties. During the same

period they have increased in Europe. In the USA, plastic TV cabinets use brominated flame retardant DecaBDE to meet safety requirements. In Europe the cabinet has to pass a horizontal burn test, which is claimed to be less stringent. BREMA is apparently working with the Department of Trade and Industry on the question of these different standards. A report is expected shortly.

## Digital Progress

At the end of March ONdigital had some 673,000 subscribers, a 22 per cent rise during the quarter. The company says it is on course to achieve its aim of a million subscribers by the end of the year. Games channels have already been added. ONrequest, a pay-per-view service offering movies initially with sports and other events to follow, should be available by the time

this is read, also interactive programming and advertising trials. Internet access through the TV is promised later in the year.

CWC has signed up 190,000 subscribers for its digital cable services, with 150,000 installations completed. 90,000 customers have signed up for interactive TV, and more than 60 per cent of these have set up TV e-mail accounts.

## Digital TX Tweak

Because of interference problems the DTT multiplex transmission powers at some sites vary. For example at Crystal Palace multiplexes C and D are transmitted at 1.6kW ERP, the other multiplexes being transmitted at 10kW ERP. NTL is at present carrying out a programme to increase these lower powers and thus the viewer coverage. By frequency adjustment and changes to

aerial directivity, it is hoped to be able to increase the Crystal Palace multiplex C and D transmitted power to 10kW. The work is expected to be finished by December. Similar work is being carried out at Hannington, Hemel Hempstead, Oxford and Sandy Heath. In all some 750,000 extra households should be able to receive the at present lower-power transmissions.

## New Technology

Sharp and Sony have announced the development of a 50.8mm diameter, high-density magneto-optical disc for use with digital still cameras, digital camcorders and other equipment. The disc has an 0.5mm thick substrate and can record 1Gbyte of data using red laser technology or up to 2Gbytes using a blue laser system. There are plans to develop a 4Gbyte disc. The new disc format is being backed by Casio, Fujitsu, IBM, Mitsubishi, Pioneer, Philips and TDK.

Matsushita and Quantum Corporation have developed an IEEE 1394 (FireWire) hard-disc drive that can record MPEG-2 images directly. The drive can read and write two channels of MPEG-2 video simultaneously and provides features such as pause, search and repeat – these can even work while the drive is receiving a real-time signal. Panasonic plans to incorporate the drive in new products to be released during the second half of the year.



*The LG Model PD60Xi, which is claimed to have the world's largest (60in.) plasma TV display, was on display at the ER Show. See report on page 464.*

## Interactive TV

Two Way TV has launched an interactive games service in the Greater Manchester region via CWC's digital cable network. Viewers can access a range of interactive games. The UK's first interactive TV betting service, Vernons Matchball, has been launched by Ladbrokes and Two Way TV – Ladbrokes has a 20 per cent stake in Two Way TV. There are at present some 17,000 users of this service.

## Broadcast News

The DVB Project demonstrated major progress at NAB 2000 with the transmission of dual high-definition and standard-definition TV services within a single 6MHz channel bandwidth.

NBC is to use Dolby E and Dolby Digital equipment and technology for its DTT services. Dolby E enables broadcasters and producers to move up to eight audio channels through an existing digital audio system prior to encoding as Dolby Digital for transmission.

## CAI Trade Fair

This year's CAI (Confederation of Aerial Industries Ltd.) trade fair is being held at the Heathrow Park Hotel, Heathrow Airport on June 20th-22nd. It will include a programme of seminars, with the 20th Digital Day, the 21st Interactive Day and the 22nd devoted to the future. Manufacturers and distributors will have their latest equipment on display. Those in the trade can obtain a free ticket: phone the CAI on 020 8902 8998, fax 020 8903 8719 or e-mail office@cai.org.uk



# What is

# Digital Video Cassette?

Digital video cassette technology isn't just about high-quality movies. It also enables domestic users to carry out the type of video editing normally associated with studio work. But, as Steve Beeching makes clear, if anything goes wrong with a DVC camcorder there's little the average repair shop can do about it

**T**his series of articles is about DVC technology. The articles are intended to inform, not to encourage service technicians to 'have a go'. Any attempts at repairs will end in disaster for those who are not suitably trained and equipped.

Some cases of tampering have led to the service technician, or his company, having to pay large sums of money in damages to replace a written-off digital camcorder. So there you have the health warning!

As you will read over the next few

months, the technology is of a very high level, the chips are very small and often have no legs, and the PCBs have six layers. If these multilayered printed-circuit boards are flexed too much they will lose their inter-layer integrity. Even if replacements are available, they cost in the region of £600/£800 plus VAT! They also require expensive PC-based software and connection jigs to set up various parameters.

DV, or Digital Video, is the leading edge of video technology. It is possible that we will see the steady demise of S-VHS and Hi-8 formats in the world of videography and home recording within the next five years, and tape being replaced by optical disc, DVD or PC hard disc drives.

Table 1 outlines the benefits of the DVC over existing analogue systems. Video recorders with integrated hard-disk drives will gradually replace the VHS video recorder, built into the set top box or the television set.

### Digital video - versions

Digital-video format has two versions - HD for future high definition wide screen specifications and SD for standard definition for normal TV signals.

There are two sizes of digital video-

cassette: DV for main deck video recorders and Mini DV (DVC) for small hand-held camcorders. It is probable that main deck versions will also accommodate Mini DV cassettes either by dual mechanics or a size adaptor unit in a similar manner to the current VHS-C format to VHS adaptors.

JVC has launched a twin-deck VCR with a DVC mechanism and an S-VHS mechanism for editing and dubbing. All the products carry the DV and Mini DV logos. Recording times are given as 270 minutes for DV and 30/60 minutes for Mini DV tapes. A DVC60 cassette in the LP mode can record 90 minutes with no apparent degradation of picture but with reduced error correction.

### Joint-level interface protocol

Joint Level Interface Protocol (JLIP) enables a personal computer to be connected to video equipment with bidirectional control via an RS232 port (Com 1 or Com 2) and a JLIP interface box.

The interface is incorporated into video equipment designated as JLIP compatible, with the JLIP label on 3-way or 4-way mini-jack connectors.

Three peripheral items of video

Table 1. Camcorder video format comparison.

|                    | VHS   | S-VHS     | DVC                       |
|--------------------|---|-----------|---------------------------|
| Recording system   | Analogue                                    | Analogue  | Digital                   |
| Resolution         | 230 lines                                   | 400 lines | 500 lines                 |
| Colour bandwidth   | 0.5MHz                                      | 0.5MHz    | 3.0MHz                    |
| Video s-to-n ratio | 43dB  | 48dB      | 54dB                      |
| Jitter performance | Fair  | Fair      | Excellent                 |
| Audio format       | FM/linear                                   | FM/linear | PCM                       |
| Tape storage       | Fair  | Fair      | Excellent                 |
| Tape speed         | 23.39mm/s (11.695mm/s LP)                   | As VHS    | 18.831mm/s (12.55mm/s LP) |
| Tape width         | 1/2 inch (12.7mm)                           | As VHS    | 1/4 inch (6.35mm)         |
| Cylinder speed     | 1500 rev/min<br>or 2250 rev/min in C format | As VHS    | 9000 rev/min              |
| Cylinder size      | 62mm<br>or 41mm in C-format                 | As VHS    | 21.7mm                    |
| Head azimuth       | ±6°   | As VHS    | ±20°                      |
| Track pitch        | 49µm (25µm LP)                              | As VHS    | 10µm                      |

equipment can be connected to each JLIP junction box. Also, up to 30 junction boxes can be daisy chained, giving control of up to 99 VCRs, printers, camcorders or monitors! The PC uses JLIP software to allocate a number to each item of equipment, camcorder, VCR, DVD, video printer and monitor. For example the JVC DVC camcorder is allocated No. 7.

As digital camcorders have frame time codes recorded, an editing list using JLIP software can be assembled to copy video clips between the camcorder and a video recorder. The list, in assembled order, has the option to have wipes, dissolves and effects between edits. The software can also control the rec/pause stop/start of a standard analogue VCR with fine timing correction to accommodate various mechanical delays.

Once an editing list has been made up on the computer, it can be stored as a file. In this way many edited copies of a tape can be assembled and are all identical.

JLIP control of an editing list will hold the recording VCR in record/pause whilst it searches each logged video segment on the camcorder. It will then play the segment, put the VCR in record for copying, then pause the VCR while it searches for the next segment and so on. This is automatic.

### Assembly editing

The JLIP equipment list is supplemented by a dye sublimation colour printer and the perfect still frames can be printed out as photographs or downloaded into a computer, saved as a JPEG file and subsequently printed out on a high-quality printer.

The JVC system now extends to picture enhancement via a frame grabber and standard photo-touch software that can be used to retouch the picture before saving and printing. Panasonic offer photo-editing software called DV Studio as a PC interface to capture still pictures and save them into a library or print them out.

JLIP is a control system and not a signal distribution system. It provides the consumer with a basic non-linear editing system. A software package called JLIP 'Video Producer' gives the user access to a selection of special effects, mixes, wipes etc. that can be applied to edit points.

### FireWire/i-link

FireWire is a high-speed personal computer and digital video input/output interface also known as i-link, the proper term being IEEE 1394. It is designed to carry real-time video and audio between a PC and peripheral

DV digital camcorders, DVCR video recorders, DVD player/recorders, video monitors and printers.

FireWire is a fast (400Mbit/second) interface that will extend the domestic or semi-professional PC-based control into a non-linear editing system, now that the cost of hard-disk storage has dropped to affordable levels.

For real-time DV format video and audio, the storage capacity is about 200Mbyte per minute. A 4Gbyte hard-disk will store about 20 minutes of programme material, sound and vision, a 13Gbyte hard drive will store an hour.

DV is less compressed than MPEG-2 encoding as it does not use inter-frame temporal compression. In basic terms MPEG needs to process more than one frame simultaneously as part of its encoding and decoding system. DV on the other hand encodes and decodes within a single frame. This requires less processing memory and is termed intra-frame compression.

Digital-video connections are to IEEE 1394/100. They transfer PCM audio, compressed DV or MPEG-2 video and audio streams as a package at a data rate of up to 40Mbit/s.

A mixture of JLIP and FireWire will control up to 63 devices – well within most user requirements. JLIP controls the functions of the peripheral devices, 'play', 'record', 'picture search', etc. FireWire handles the digital signal paths between the DV camcorder, PC hard-disk storage, DVD recorders and DVCRs. It also handles both terrestrial and satellite digital receivers, when fitted.




Fig. 1: Basic cassette identification system. A DVC has four identification terminals at the rear right-hand side. Identification consists of measuring the resistance from the ID terminals to ground.

| TERMINAL | ITEM  | IDENT                              | RESISTANCE           |
|----------|-------|------------------------------------|----------------------|
| 1 (VDD)  | TAPE  | 7um                                | OPEN                 |
| 2 (SDA)  | TAPE  | ME<br>CLEANING<br>MP               | OPEN<br>1K8<br>SHORT |
| 3 (SCK)  | GRADE | CONSUMER<br>INDUSTRIAL<br>COMPUTER | OPEN<br>6K8<br>SHORT |

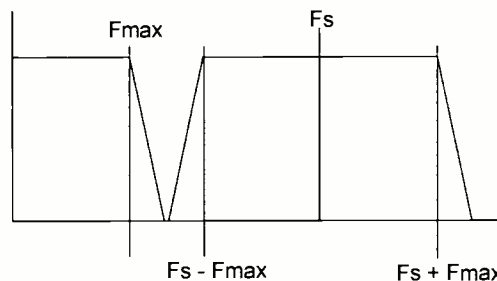
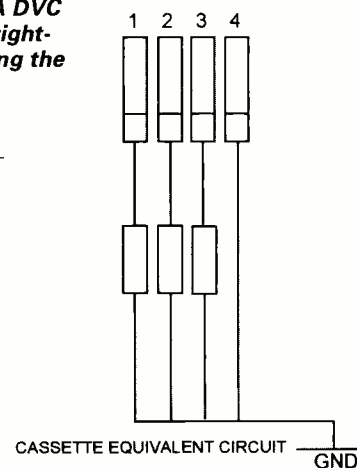


Fig. 2: The A-D sampling spectrum – the sampling frequency must be greater than twice the maximum signal frequency.

PC based non-linear editing systems control the DVC camcorder functions from the capture software via the IEEE 1394 lead, so JLIP is not required for this type of video segment capture.

### Who needs FireWire?

What sort of applications will benefit from FireWire? Among them are desktop video editing, desktop publishing and video conferencing. Complex domestic audio/visual systems in which the signals travel between the equipment in digital form will also benefit. These systems introduce no signal degradation over a limited number of generations and have full compatibility.

DV uses less compression than MPEG-2 and thus requires more storage space. DVD and hard-drive video storage use MPEG-2 compression. DV and PC non-linear editing maintain the DV format.

### Recording your own DVDs

If the home user has edited DV tape on a PC and copied it back to tape he or



she may later want to store it on optical disk, or DVD. This process is not as complex as it first may seem, as DV and MPEG-2 are very close in compression format.

For DV, frame compression is identical to the MPEG-2 'I' frame. It requires only the additional motion adaptive extrapolation to convert DV to MPEG-2. This is achieved by the JVC HM-DR10000 D-VHS recorder that has DV input and records as MPEG2 on the tape.

I am sure that DV to MPEG-2 converters will become available, possibly in software format, to convert the DV edited 'holiday of a lifetime' to MPEG-2 for DVD recording using something like EasyDVD (apologies to Adaptec's EasyCD).

### DV and Mini DV tapes

The DV tape ribbon is 6.35mm wide and 7µm thick. It is likely that the 60/90 minutes recording time will be extended as thinner tapes are developed.

Standard DV tape is ME type, i.e. it has metal evaporated on to it. However there is provision within the specification for metal-particle (MP-type) tapes when they become more readily available.

Although it has a much higher performance, metal-particle tape is more abrasive than the metal-evaporated alternative. Its drop out increases with continued usage, and it is less suitable for domestic use as the consumer expects to be able to re-use tapes many times.

Each tape cassette has four terminals at the rear right-hand side for tape data and memory access. Once the tape has been loaded, the system control micro-computer within the VCR checks the cassette to see if a memory facility is present within the cassette; if there is, it's read. If no memory is present the terminals are checked.

Next, further measurement takes place to determine the type of tape used, in terms of thickness, type (ME or MP) and grade, which will be either consumer or professional. This is called the BCID or 'basic cassette

identification' system.

Full details of the information contained within the cassette memory are not yet available. However, in terms of pre-recorded material, the information content would be the titles, content and running times, in a similar manner to a CD audio player, and basic cassette information. Very few camcorders will be able to read and write to the IC memory.

### The cassette's construction

The DV cassette uses metal-evaporated tape in order to sustain the high output and stability required for digital recording.

Four contact terminals are provided at the rear. The resistance between these terminals provides identification information as already described. Where a more advanced cassette with an internal memory IC is used the terminals change function. Pin 1 becomes a power line and pins 2 and 3 are for I<sup>2</sup>C bus communication.

When a cassette is inserted, the systems control CPU first tries to read the BCID memory IC via the serial communication bus. If this fails, it then reverts to reading the internal ID board resistance for basic data. Where BCID is used, the resistances to ground of terminals 1, 2 and 3 denote the characteristics as shown in the Fig. 1.

### Digitising a video signal

In order to digitise an analogue signal and maintain its integrity the sampling rate must be at least twice the maximum analogue signal frequency. For example, the CD audio sampling frequency is 44.1kHz, which is more than twice the 20kHz maximum audio signal frequency.

The reason for this is that the frequency spectrum of the sampling frequency,  $F_s$ , spreads from  $F_s - F_{max}$  to  $F_s + F_{max}$ , where  $F_{max}$  is the highest analogue frequency. See Fig. 2.

It is not good for the lower part of  $F_s - F_{max}$  to mix with the upper part of the analogue signal spectrum, i.e.  $F_{max}$ . If it does, beat harmonics are formed. These harmonics add to both frequency spectrums, causing signal

distortion and patterning.  $F_s$  must be greater than twice  $F_{max}$  in order to avoid negative fold back and aliasing in the lower part of the frequency spectrum.

For a video signal with a bandwidth of DC to 6MHz, the sampling frequency must be greater than 12MHz. A good choice is four times the colour sub-carrier frequency, i.e. 13.5MHz.

An added advantage of this choice is that the digital sampling signal can be phase-locked to line syncs. This means that for any given TV line the sampling takes place at regular intervals along the TV line, this symmetry being repeated for every successive line.

A given frame is therefore made up of a symmetrical array of sample points in a fixed grid. In a camcorder this array is already present on the CCD imager as its pixel array. Phase-locked sampling is called 'orthogonal sampling'.

There are two chroma signals, R - Y and B - Y, which are sampled at half the luminance sampling frequency, i.e. 6.75MHz. The chroma signals are bidirectional, being centred on 0V with both positive and negative values. To overcome this, the A-D converter shifts the 0V point to the most negative value by clamping, so that the signals are always positive, see Fig. 3. Sampling is carried out from this new reference.

### Sampling rates and bit lengths

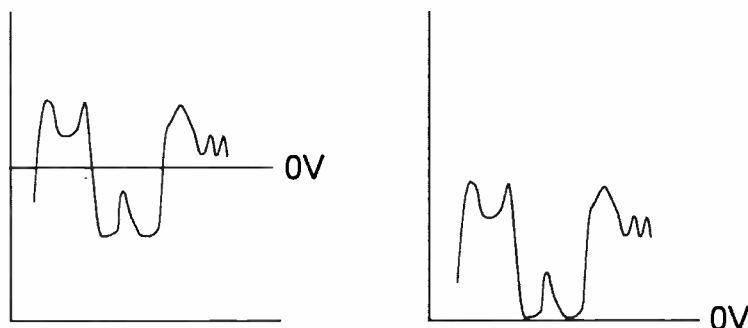
When a video signal is digitised there are two important factors to consider. One is the sampling rate and the other the number of bits used in each binary sample word. Fig. 4 shows the sampling process. The portion of analogue signal shown at the top left is sampled 27 times. Each sample is then converted to an eight-bit binary word which indicates the amplitude of the sample.

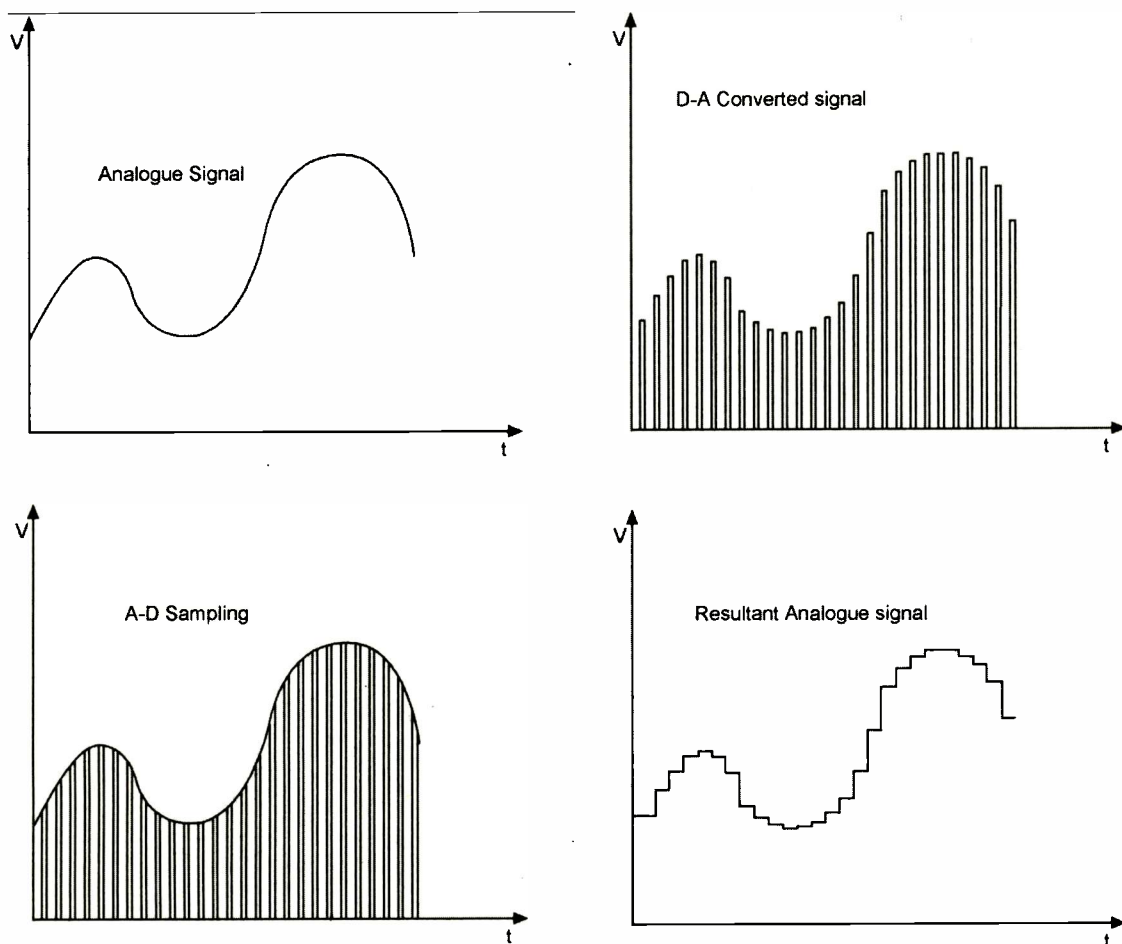
After digital processing the signal is converted back to its analogue form by a D-A converter. The waveform is rebuilt from each sample. However the level given by a sample word remains the same until the next sample arrives. As a result, the waveform is not as smooth as it was originally. It is made up of steps: this distortion of the signal is called 'quantisation noise'.

Ideally, digitisation should mirror the signal so that the final analogue signal looks as good as the original one with no noticeable quantisation noise. This can be achieved by increasing the number of samples per second and/or by increasing the number of binary bits used for each sample.

As well as reducing the quantisation

Fig. 3: The A-D converter clamps the maximum negative chroma signal excursion at 0V.





**Fig. 4: The A-D and D-A conversion processes. The original analogue signal shown is sampled 27 times then converted to binary digital form. When reconversion to analogue form occurs, the waveform has steps in it – this is referred to as quantisation noise.**

noise, the resolution of the signal is improved and the final analogue signal is nearly as good as the original. If only two bits were used, the signal could have only four quantisation or grey-scale levels. Use of eight-bit words gives 256 grey-scale levels, i.e.  $2^8$ . With a sampling rate of 13.5MHz, this is sufficient for high-quality video digitisation.

Such A-D conversion without compression results in a data rate of about 240Mbit/s. For domestic digital recording this is reduced to around 40Mbit/s. MPEG-2 reduces the data rate even further, to 20Mbit/s for 'high profile', 15Mbit/s for 'main profile' or down to 4Mbit/s for 'low profile'. A rate of 15Mbit/s is generally used for DTV, while 9.8Mbit/s is the maximum for DVD.

### Digital camcorder block diagram (Fig. 5)

Analogue video signals from the CCD imager are processed by the usual correlated double sampling of the imager signal. This is done to remove noise components, to clamp the black level and to blank the unwanted additional black areas of the imager. After this the signal is digitised at 9 or 10 bits, depending on the manufacturer, before being converted to a standard 8-bit

signal for digital processing.

Once in this digital format, the camera signal is processed in a single IC – the digital-signal processor or DSP. These processes include AGC, white balance, colour matrixing to R-Y and B-Y and Y levels, auto focus and zoom/focus tracking. Digital functions such as image stabilisation, digital zoom and special effects are also carried out in this IC by the use of the adjacent camera frame memory.

As there is only one memory it is not possible to combine certain functions: digital zoom and special effects both use the same memory IC and are not available at the same time. The customer can choose either.

All clock lines, sync and timing pulses are generated within the sync-signal generator IC, or SSG, using crystal oscillators forming interlinked phase-locked loops. These are used to time all signals from the CCD imager to the servo, deck functions, record and playback data. Clock and data signals are carried by an I<sup>2</sup>C bus which links all the ICs.

Once processed in the camera section, the digitised video image is transferred to the 'shuffle memory' at the frame rate. From there, the E-E signals are passed to the D-A converter for monitoring.

At the output of the shuffle memory IC the digital recording video signals are shuffled to average data blocks and compressed by about 5:1. Digitised audio data is added at this point, and both are stored in a second memory known as the error-correction control, or ECC, memory.

Error correction parity calculations are carried out at a high level and parity checksums are added. Next, the data is passed on to the digital-control interface, or DCI. Within the DCI integrated circuit, sub-code and tracking data are added to the video and audio data before it's recorded on to the tape.

During playback, the digital data is recovered using a phase-locked loop. At the same time, tracking and sub-code data are extracted and passed on to the servo microcomputer, while sub-code, time and date and frame count are sent to the D-A converter for 'on screen' display via the I<sup>2</sup>C bus.

Video and audio data error correction is carried out in the ECC IC. In the case of the video data, this is sent to the ECC memory which serves as a compressed-data frame store. The data is stored in small blocks in the memory, corresponding to the position of the data in the original analogue picture.

Any data blocks that are severely



corrupted, to the extent that the error correction is ineffective, are not written into the memory. Therefore previous data remains in that location. This is similar to analogue playback drop-out compensation.

In the worst conditions, the same still frame will be repeatedly read out of the ECC memory until the off-tape data is good enough to update the data in the ECC memory. Severe data errors will result in pixel blocks being

displayed during playback – a common condition when the video data heads are clogged. Video data read out of the ECC memory joins the audio data again at a point where both can be fed out via the IEEE 1394 digital connector for digital copying or editing.

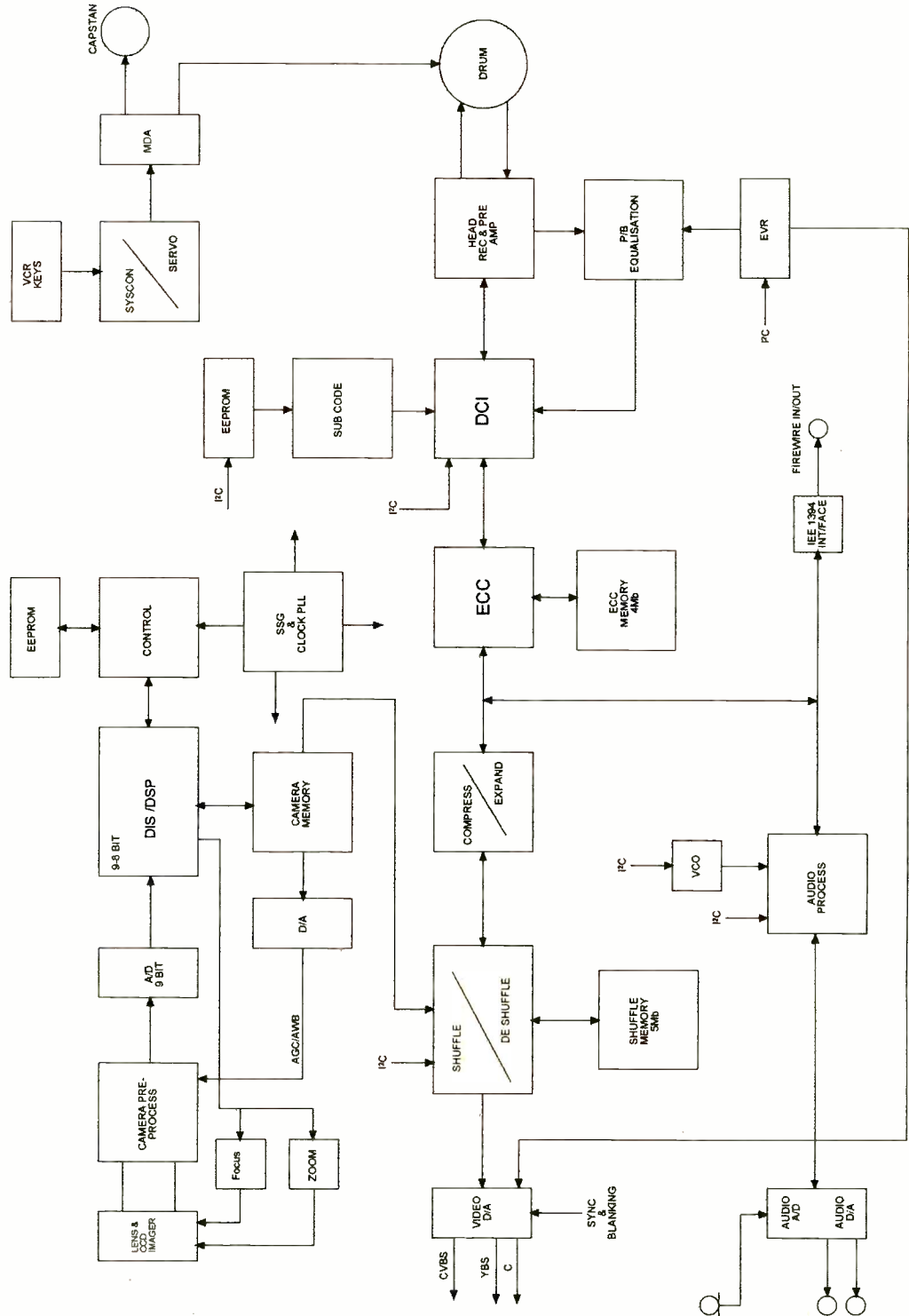
The data rate at this DV connector is about 40Mbit/s. Further along the playback path the video signal is expanded and put into the shuffle memory. From there, it is read out to

the a D-A converter where syncs and blanking are restored to give a composite analogue video output signal.

When recording, the video data is shuffled around in the shuffle circuits. During playback, the shuffle memory operates as a video store for playback special effects. There is no 'shuffling' in playback.

Steve Beeching I Eng. is with Newark Video Services, whose web address is [www.newarkvideoservices.co.uk](http://www.newarkvideoservices.co.uk)

**Fig. 5: Basic digital video (DV) camcorder block diagram.**



# www.telepart.co.uk

You can search our www site for video spares, semiconductors, remote controls, satellite gear, line output transformers and CCTV components. Its simple and will only cost the price of a local call. You can order parts, enquire about parts, or simply send a message.

Have you got Yes! I've got

**Economic Devices  
OFFICIAL  
HASSLE COLLECTOR**

# HASSLE!!!

Our experienced staff  
**WANT WANT WANT to help you.**

## OUR PROMISE

If we can't find the part required immediately, we will HASSLE and HASSLE our suppliers. HASSLE and HASSLE the manufacturer. We will make phone call after phone call, Fax after Fax on your behalf.  
**WE WILL DO ALL THIS FOR YOU. We will do it willingly and we will do it FREE**

## SEMICONDUCTORS

Just a few of the types stocked - all QUALITY products at KEENEST prices  
**REMEMBER we can help you with over 34,000 different types**

|          |          |         |           |            |           |            |            |           |
|----------|----------|---------|-----------|------------|-----------|------------|------------|-----------|
| 1N4001   | 2SC2482  | AF200   | BC637     | BU208A     | BZV10     | MPSA66     | IA821 5H   | TD44005-3 |
| 1N4002   | 2SC2506  | ANS265  | BC639     | BU208D     | CD4001    | MPSA42     | TA821 2H   | TD44005-2 |
| 1N4003   | 2SC2555  | ANS512  | BC640     | BU250AF    | CD4013    | MPSA56     | TA8221     | TD44943   |
| 1N4004   | 2SC2705  | ANS515  | BC848     | BU2508DF   | CD4017    | MPSA92     | IA8251H    | TD44950   |
| 1N4005   | 2SC2785  | ANS521  | BC847C    | BU2520AF   | CD4053    | NE555      | IA8403K    | TD47052   |
| 1N4007   | 2SC3225  | ANS601K | BC848     | BU2525AF   | CD4066    | NE555D     | IA8427K    | TD47263   |
| 1N4148   | 2SC3311  | AN7174K | BC848B    | BU326A     | CD4069    | CA447      | IA871 8H   | TD47394   |
| 1N4936   | 2SC3425  | AH7198K | BC848C    | BU402      | CD4094    | PA00A      | IA8550B    | TD48138   |
| 1N5002   | 2SC3795A | BA157   | BC850C    | BU426A     | CN622A    | PA00J      | IA8611C1K1 | TD48140   |
| 1N5400   | 2SC3807  | BA158   | BC850B    | BU500      | CN822A    | PAKE130A   | IAA761     | TD48145   |
| 1N5401   | 2SC3885A | BA159   | BC850E    | BU500D     | CN833A    | PAKE180A   | IAA761 20U | TD48170   |
| 1N5402   | 2SC3892A | BA3910B | BC858B    | BU500F     | CN833A    | CHY17F     | IAA761 20M | TD48171   |
| 1N5404   | 2SC3953  | BA3918  | BC858C    | BU500A     | CN833A    | CHY75B     | IAA762     | TD48172   |
| 1N5405   | 2SC3955  | BA4558  | BC859A    | BU500AF    | CV2REM    | RA050      | IC154AP    | TD48175   |
| 1N5408   | 2SC3978B | BA5406  | BC875     | BU500AF1   | DC1REG    | RG2        | IDA1013A   | TD48178F5 |
| 1N5822   | 2SC4231  | BA5412  | BCY59     | BU500BAPH  | DIA114E5  | RG210G     | IDA1013B   | TD48179S  |
| 1N914    | 2SC4517A | BA6209  | BCY71     | BU500B     | DT124E5   | RG215G     | IDA1015    | TD48180   |
| 2N2222A  | 2SC5129  | BA6209H | BD131     | BU500B6    | DT146F    | RG215J     | IDA1014    | TD48190   |
| 2N3055H  | 2SC5149  | BA6219B | BD132     | BU500V     | DT144E5   | RG330M     | IDA1060    | TD48218   |
| 2N4340   | 2SC545   | BA6247  | BD136     | BU806      | FRO05     | S2000A     | IDA1085C   | TD48350Q  |
| 2N4377   | 2SC5945  | BA32L   | BD139     | BU807      | FRO749    | S2000A3    | IDA1170    | TD48390   |
| 2N4378   | 2N01138  | BA143   | BD140     | BU908      | HI000L    | S2000AF    | IDA1170N   | TD48431   |
| 2N4394   | 2SD1207  | BAR05   | BD234A    | BU4055A    | HA13119   | S2000B     | IDA1170S   | TD48439   |
| 2N4401   | 2SD1092  | BAV00   | BD241A    | BU4055     | HA13150   | S2005AF    | IDA1175    | TEA1039   |
| 2SA1012  | 2SD1330  | BAV21   | BD243     | BUH515D    | HA13151   | SA8303S    | IDA1519A   | TEA2018A  |
| 2SA1013  | 2SD1398  | BAV14   | BD243C    | BUH517     | HM6251    | SG264A     | IDA1521A   | TEA2029C  |
| 2SA1015  | 2SD1426  | BC107B  | BD244C    | BUK444500B | IRBC40    | SG36344    | IDA1524A   | TEA2029CV |
| 2SA1015Y | 2SD1459  | BC108   | BD317     | BU11A      | JC501     | SL1431     | IDA1524B   | TEA2031A  |
| 2SA1016  | 2SD1441  | BC108C  | BD433     | BU111      | KA2206    | SR20K      | IDA1557Q   | TEA2164   |
| 2SA1020  | 2SD1433  | BC109B  | BD434     | BU111A     | KA22066   | STK411C    | IDA1558Q   | TEA2164G  |
| 2SA1020Y | 2SD1497  | BC141   | BD435     | BU111AF    | KB002     | STK4132H   | IDA1675A   | TEA2165A  |
| 2SA1145  | 2SD1541  | BC182   | BD436     | BU112A     | KA6210AH  | STK4141H   | IDA1904    | TEA2260   |
| 2SA1302  | 2SD1548  | BC182L  | BD437     | BU112AF    | KS1004    | STK4142H   | IDA1904    | TEA2261   |
| 2SA1562  | 2SD1546  | BC184   | BD438     | BU112AF    | LA4202    | STK4152H   | IDA2006    | TEA2510A  |
| 2SA673   | 2SD1545  | BC212   | BD839     | BU156A     | LA4705    | STK4192H   | IDA2030H   | TEA5101B  |
| 2SA683   | 2SD1554  | BC212L  | BD901     | BUW11A     | LA6324    | STK5332    | IDA2030V   | TEA5170   |
| 2SA684   | 2SD1556  | BC237   | BD911     | BUW12A     | LA7116    | STK5342    | IDA2050    | TC1060    |
| 2SA673   | 2SD1556  | BC237B  | BD912     | BUX84      | LA8330    | STK5372H   | IDA2050    | TC1240    |
| 2SA953   | 2SD1650  | BC238   | BDW4C     | BUZ71A     | LA8332    | STK5481    | IDA2050    | TC2106D   |
| 2SA940   | 2SD1651  | BC238B  | BF199     | BUZ77B     | LA8333    | STK7253    | IDA2578A   | TP111     |
| 2SA950   | 2SD1761  | BC239   | BF240     | BUZ80      | LA7835    | STK730-060 | IDA2578B   | TP111     |
| 2SA952   | 2SD1815  | BC258   | BF245A    | BUZ92A     | LA7837    | STK73410H  | IDA2581Q   | TP112H    |
| 2SA966   | 2SD1856  | BC307   | BF258     | BUZ92AF    | LA7838    | STK7348    | IDA2598    | TP120     |
| 2SA970   | 2SD1877  | BC307B  | BF324     | BUZ92F     | LC7132    | STK7349    | IDA2611A   | TP2955    |
| 2SA984   | 2SD1878  | BC308   | BF420     | BU133      | LED3G     | STR10006   | IDA2653A   | TP299E    |
| 2S81010  | 2SD1879  | BC309B  | BF421     | BU184      | LN1203N   | STR11006   | IDA2822M   | TP3055    |
| 2S81143  | 2SD1884  | BC327   | BF422     | BU187      | LM317T    | STR00020   | IDA3301B   | TP31A     |
| 2S81243  | 2SD1887  | BC328   | BF423     | BU222      | LM324N    | STR05041   | IDA3576B   | TP41C     |
| 2S8560   | 2SD1890  | BC337   | BF458     | BU229      | LM339N    | STR05041   | IDA3560    | TP42A     |
| 2S8499A  | 2SD2012  | BC338   | BF459     | BU255      | LM358N    | STR1424M   | IDA3561A   | TP42C     |
| 2S8688   | 2SD400   | BC366   | BF469     | BU298      | LM361     | STR054041  | IDA3562A   | TP761A    |
| 2S8774   | 2SD400F  | BC369   | BF487     | BU299      | LM386N    | STR05412   | IDA3565    | TP791A    |
| 2S8793   | 2SD467   | BC372   | BF494     | BU399      | LM29381   | STR05041   | IDA3576B   | TP7ZCP    |
| 2S8922   | 2SD469A  | BC368   | BF509     | BU448      | MA981     | STR05041   | IDA3992A   | TL082     |
| 2SC1383  | 2SD718   | BC5463  | BF559     | BU476      | M51182L   | STR0620    | IDA3603P   | TP731     |
| 2SC1740S | 2SD837B  | BC547   | BF788     | BYD14J     | M54544L   | STR61001   | IDA3650    | TOP204VAI |
| 2SC1740S | 2SD856   | BC547A  | BF869     | BYD33D     | M58655P   | STR04429   | IDA3683B   | U2879B    |
| 2SC1815  | 2SD965   | BC547B  | BF871     | BYD33J     | MC13002P  | STR0608K   | IDA3653CQ  | UC3842    |
| 2SC1815P | 2SD965B  | BC548   | BF940     | BYD33M     | MC13109   | STR06202   | IDA3654    | UC3844    |
| 2SC1846  | 2K11149  | BC548B  | BF970     | BYD10-40   | MC34063AP | STR06202   | IDA3654    | UC3844    |
| 2SC2023  | 2K1135   | BC548C  | BF981     | BYV27200   | MC100-8   | STR09379   | IDA3654Q   | UC1018C   |
| 2SC2120  | 2K1507   | BC550B  | BF990     | BYV95B     | MJ15003   | STR0671V   | IDA4500    | UC1025H   |
| 2SC2229  | 2K8241   | BC550C  | BF990A    | BYV95C     | MJ2995    | STR09379   | IDA4500    | UC1033H   |
| 2SC2230  | 2K830A   | BC556B  | BF990B    | BYV95D     | MJ13005   | STR09379   | IDA4500E   | UC1366C   |
| 2SC2235  | 2K8526   | BC558   | BF100     | BYV96E     | MJ18004   | TA7140P    | IDA4505M   | UC1378H   |
| 2SC2236  | 7407     | BC567A  | BRX49     | BYW56      | MJ3055T   | TA7280P    | IDA4510    | UC1394C   |
| 2SC2240  | 7805     | BC567B  | BSX20     | BYW76      | MJ3640    | TA7281P    | IDA4600    | UC1488H   |
| 2SC2274  | 7806     | BC568B  | BT139600  | BYW95C     | MJ18004   | TA789AP    | IDA4600/2Z | UC1499H   |
| 2SC310   | 7809     | BC558C  | BT151500R | BYW95E     | MJ18006   | TA8205AH   | IDA4601    | UCF574H   |
| 2SC3214  | 7812     | BC635   | BTAD8400S | BYX10      | MJ18204   | TA8207     | IDA6010    | ZK338     |
| 2SC2335  | 78105    | BC636   | BT12600   | BYX5500    | MN650     | TA8210H    | IDA4605    | ZK650     |

**over 34,000 types of transistors, IC's, diodes etc. or equivalents stocked**

## Remote Controls

**from £5.95 each**

Stock held for over 5000 different models.  
Remote controls in stock for 1000's of models at exceptional prices. If we don't stock the remote for your model number - send the old one and we will even get one made for you.

...and look at the special offers.....

BUT11A @ ~~99p~~ each BUT11AF @ ~~11p~~ each  
BU508A @ ~~69p~~ each Fully wired scart lead ~~99p~~

a slight inconvenience....  
....you must buy more than one.

|                                       |     |       |          |      |        |
|---------------------------------------|-----|-------|----------|------|--------|
| BU208A                                | X 5 | £3.75 | TEA2018A | X 5  | £3.70  |
| BU508A                                | X 5 | £3.00 | UC3842   | X 5  | £2.95  |
| BU508AF                               | X 5 | £4.25 | CNX62A   | X 5  | £1.45  |
| BU508D                                | X 5 | £4.45 | S2000AF  | X 5  | £4.20  |
| BUT11A                                | X 5 | £1.45 | TDA3653B | X 5  | £2.75  |
| BUT11AF                               | X 5 | £2.35 | TDA3654  | X 5  | £3.45  |
| Philips type 1.2 volt Back up battery |     |       |          | X 5  | £2.95  |
| Philips type 2.4 volt Back up battery |     |       |          | X 5  | £6.00  |
| Scart - Scart lead 1.5m Fully wired   |     |       |          | X 2  | £1.98  |
| Positor PT37, TH98009 (White)         |     |       |          | X 5  | £2.95  |
| Thorn TX100 Chassis 110 DGR LOPTX     |     |       |          | each | £11.24 |
| Philips CP90 Chassis LOPTX            |     |       |          | each | £11.63 |

....and now ask for a full price list..

**MAJOR STOCKIST PHOENIX**  
PSU repair - refurb kits  
Look for the PHOENIX stamp of approval  
Over 200,000 kits sold

USE ONLY PHOENIX REPAIR AND REFURB ELECTRONIC KITS

**NEW** Pace Digibox Repair / Refurb Kit

**YOU!! NEED ECONOMIC**


USE your ACCESS OF VISA

REMEMBER TO ADD £1.50 POST & HANDLING U.K. MAINLAND ONLY. EXPORT AT COST. ADD 17.5% VAT TO TOTAL

# Economic Devices

32 Temple Street, Wolverhampton, WV2 4AN, UK Tele ++ 44 (0)1902 773122 Fax ++ 44 (0)1902 429052





# Electrical Retailing Show report

The ER Show at the NEC is the UK showcase for new consumer electronic products. There were plenty of new items being displayed and demonstrated this year.  
George Cole reports

The ER (*Electrical Retailing*) Show is held every year at the NEC, Birmingham. Many consumer electronics companies find it a suitable opportunity to launch new products and display others planned for release later in the year. There were certainly plenty of interesting products and developments to be seen at this year's show.

Below: The Sharp 28in. widescreen LCD TV Model LC28HD1.

## Television

Sony gave visitors their first experience of its new Digital Reality Creation Multifunction (DRC-MF) technology, which uses a digital signal processing algorithm



developed by Sony to increase picture resolution by a factor of up to four. The system is designed for use with both 50Hz and 100Hz displays – with the latter the resolution is increased by a factor of two. TV sets that incorporate DRC-MF include the KV36FS70, a 36in. model, and Sony's new PS1 range of rear-projection sets.

Sony also launched a new range of portables, called Mio Wega, that use Wega flat-screen technology. The first such models are the KV14LM1 and KV14LT1.

Toshiba was making bullish noises about its new DFS (Dynamic Frame Scan) picture-enhancement technology, which is designed for use with 100Hz displays. It employs three techniques to enhance picture quality. First is flicker reduction: in addition to a doubled field rate of 100Hz, a motion-vector compensation system is used to reduce large-area flicker and line flicker. The second feature is Digital Noise Reduction, which reduces noise in the picture. The third technique is to generate intermediate fields between Fields A and B, by using a motion detection/compensation system that predicts the motion between fields. Toshiba says that this reduces jaggedness and results in smoother motion. DFS has been incorporated in several new Toshiba models, including the 32in. 32ZD08B, which has Dolby Digital audio, and the 28in. 28ZD06B, a Dolby Pro-Logic model.

Toshiba has added component-video inputs to most of its home cinema models. There is also a new range of four rear-projection TV sets with 16:9 displays. Models 56WH08B, 46WH08B and 40WH08B (the first two digits are the screen size in inches) include Dolby Digital audio while Model 40PW03B is a 40in. Nicam set. Another new introduction is the MT1 Mobile Theatre Projector, which provides a maximum display of 250in.: it can be connected to a DVD player, a VCR or a PC.

Sharp has always been a leader in the development of liquid-crystal display technology. It was showing the

LC28HD1, a 28in. widescreen LCD model. Just 6cm thick with a weight of 10kg, Sharp claims that it has the world's highest LCD resolution (1,280 dots x RGB x 768) and the highest luminance level (450cd/square metre). This has been made possible by a newly-developed 'black' TFT display that includes Super High Aperture LCD technology. Another advantage of the display is its wide viewing angle of 160°, both horizontally and vertically. I was impressed by the fact that the picture quality was good even outside the central 'sweet spot'. In addition the LC28HD1 has a super-thin speaker system developed by Bose. The tuner and AV are separate, enabling the display to be located almost anywhere in the room – on a wall for example.

Sharp was also showing a 60in. rear-projection set which uses Continuous Grain Silicon technology to produce a high-definition, widescreen TV display with a contrast ratio of 300:1 and a brightness level of 850 lumen. Sharp's range of models with Super Flat CRTs includes the 28in., 16:9 Model 66GF-64H which has Dolby Pro-Logic sound and Sharp's own TV Guide. The latter gives information, via a pop-up menu at the bottom of the screen, on present and next (NextView) programmes for all channels. There's also a timer-setting system that uses the teletext pages to send a control signal to a NextView-compatible VCR.

LG had several interesting TV products including a 60in. plasma-display model, the PD60Xi, which is compatible with TV and PC inputs. The company is also involved in LCD technology and showed two models with this type of display, the 15in. Model LN15A1 and 22in. FN22A2. The highlight of the LG stand however was an internet fridge! It has a built-in LCD screen that can be used for internet access, TV or a video source such as a DVD player. The fridge has a built-in MP3 player for listening to music downloaded from the internet. A bar-code scanner enables you to order goods from a grocery store via the internet. The internet fridge is already available in the USA, but no UK launch date has been suggested.


Alba was displaying its 14in. internet TV set, which is in the Bush range. It has integrated web browser software, a modem and a remote-control handset with a built-in keyboard. A picture of this set appeared in Teletopics last month. There will be 14, 21 and 28in. models in this range.

Samsung showed a 50in. TV set that uses Ferro Electric Crystal Display (FLCD) technology. The technology is similar in structure to an LCD. The FLCD molecules are sandwiched between glass plates with polarising filters. When a voltage is applied, the FLCD molecules change their orientation: depending on the switching direction, the result is either to block light or allow it to pass through. The FLCD is claimed to have several advantages in comparison with a conventional LCD. The switching is faster, which means better contrast and resolution. The viewing angle is wider, and the panels are just several cm thick. Samsung plans to launch its FLCD sets in the UK later this year.

Samsung also had on show a number of TV-video combi units, including a model called the Fashion Twin Tuner. This has a 14in. screen, two TV tuners and a two-head VCR with VideoPlus, index search and NTSC playback.

### The DVD

Samsung demonstrated a consumer DVD recorder, Model DVDR2000, which it plans to launch in the UK this September. It uses the DVD-RAM system, which is also being backed by Hitachi, Panasonic and Toshiba.



**Above: The Sony SACD Model SCDXB940.**

This enables up to two hours of MPEG-2 video to be stored on a 4.7Gbyte disc. The DVD recorder will be able to convert MiniDV digital signals to MPEG-2 video, enabling camcorder material to be stored. Other features include compatibility with DVD-Audio discs, an integrated Dolby Digital decoder, DTS/MPEG-2 audio output and search play at up to x32 normal speed. Samsung also had on show the DVD-C800, a five-disc DVD changer which is compatible with the new DVD-Audio standard. This is to be launched later in the year. LG's Model DVD-350E includes an MP3 audio decoder, enabling users to play music files stored on CD-R or CD-RW discs. Incidentally there will be several types of DVD-Audio players, with some offering six-channel audio and others two-channel stereo sound.

Toshiba launched a couple of Universal DVD players, i.e. models that can play either DVD-Video or DVD-Audio discs. Both provide Dolby Digital and DTS outputs. All Toshiba's DVD players now incorporate a Dynamic Upgrade System, which enables a player's firmware to be changed by inserting a system disc instead of having to replace EEPROMs. Philips and Sharp have also adopted this system, which should make it cheaper and easier to alter a DVD player's operation.

A number of portable DVD players were on show. Sharp's DVL70S weighs 620g and has a widescreen, 7in. LCD panel: it also has Virtual Dolby Surround, and a Digital Gamma Correction system that adds detail in the darker parts of the picture. Sony's first portable DVD player, Model DVPFX1 also has a 7in. LCD screen.

Sony's DVDS3000 DVD system consists of a DVD player, a digital amplifier, a tuner, a Dolby Digital decoder, DTS outputs plus five speakers and a sub-woofer. The Sony MHCZX70DVD is a mini hi-fi system with a five-disc DVD changer. Samsung's MAX945D DVD Mini System consists of a DVD player, a 3-CD changer, a twin cassette deck and an RDS tuner.

### Audio

There is much talk of MP3 in the audio world. It's an MPEG-1, layer-3 audio compression system that reduces CD PCM



**Below: The Sharp 28in. Super Flat widescreen CRT Model 66GF-64H.**





**Above: The Sony Model DCRTRV20 camcorder, which uses Memory Stick technology to store still pictures.**

audio files by a factor of 12, with little subjective change in sound quality. LG showed Model MFPD360, which weighs 60g and has two 32Mbyte MultiMedia card slots. It has full Windows compatibility and a high-speed Universal Serial Bus (USB) port. Vivanco showed an amazingly small MP3 player that weighs just 30g: it has a 32Mbyte memory card. A variety of MP3 players were on display at the Samsung stand, including a prototype unit that plays music and displays photographic images on an LCD screen.

Sony showed audio products that use a different type of memory card, the Memory Stick. The NWMS7 Memory Stick Walkman is designed to store music that's downloaded from the internet, converting it to the Sony ATRAC3 audio compression standard.

Sony was also demonstrating the Super Audio CD (SACD) format which it developed with Philips: this provides better sound quality than audio CD, using a 1-bit recording technology known as Direct Stream Digital (DSD). The first SACD players were launched last year. They were expensive models aimed at hi-fi enthusiasts. This year Sony will launch the SCDX940, which will cost about a quarter of the price of the first-generation models.

Not surprisingly, Sony had many MiniDisc products on show, including the MZR91 which, at 110g, is according to Sony the world's smallest recordable MiniDisc Walkman.



**The Sony NWMS7 Memory Stick Walkman can store music downloaded from the internet.**

Sharp also showed personal MiniDisc audio products. The MDSR50H and MDSR60E weigh just 191g and offer six and a half hours of playback from a single NiMH rechargeable battery.

There were plenty of audio CD products, such as the LG ADR620 dual-deck audio CD recorder which is compatible with both the CD recordable (CD-R) and CD-Rewritable (CD-RW) formats, and has a x4 high-speed dubbing system that can copy a 60-minute audio CD in fifteen minutes. It also has a sampling rate converter for other digital formats such as DAB (Digital Audio Broadcasting). Akai's CDR070W CD recorder can be used for x4 high-speed dubbing with a CD-R and x2 dubbing with a CD-RW disc.

Samsung showed two products that combine the hi-fi and PC worlds. The NACP50 is a PC Audio system that consists of a docking station and MP3 encoder plus detachable CD and MP3 players. It also has a parallel PC port connector. The MMN7 CD Micro system also has a slot for playing MP3 audio files stored on a SmartMedia card and can in addition play MP3 discs.

Sony displayed a DAB tuner, Model STD777ES, that's also compatible with analogue radio transmissions.

### Camcorders

Sharp's VLPD6H Digital Viewcam includes a SmartMedia card for storing still images that can be transferred to a PC. It can also store still images on the memory card during video recording in the picture-in-picture and title-screen modes. The storage system can in addition be used for tape-indexing. The VLPD6H also has a Super Cat's Eye system that uses IR technology to record monochrome images in total darkness – Sharp used a darkened birdbox to demonstrate this feature. Colour recording is possible down to a light level of 0.5 lux. Other features include a zoom microphone and a detachable LCD screen that can be used to control the camcorder from a distance – an optional cable link is required for this operation. SmartMedia images can be transferred to a PC in several ways: by means of a card adaptor that slots into a floppy disc drive; via an RS232 port; or via an i-Link terminal, though few PCs have this type of connection at present.

Sharp also showed its latest Internet Viewcam, Model VNEZ5H, which has a 1.3m pixel CCD imager and stores up to two hours of MPEG-4 video on a 64Mbyte SmartMedia card. Other features include a USB connector and a voice memo recording facility.

Amongst the offerings from Sony there was Model DCRTRV20, which uses Memory Stick technology to store still images, has a 3.5in. LCD screen and a x40 digital zoom.

Samsung's VP065 MiniDV camcorder has both RS232 and FireWire (IEEE 1394) connections.

### Satellite Services

Astra demonstrated DC-Sat.Net, a low-cost system designed for 'micro-broadcasting'. This involves live transmissions to closed networks, for example a chain of night clubs. A videoconferencing system is used to make the broadcast, which is sent via an ISDN digital telephone link to a data centre where a system known as Communi:call transfers it to the Astra satellite system. PCs are used for reception.

A system called Espresso delivers educational material with full-screen video to school PCs via the Astra satellite system. Trials of Espresso have been carried out by fifteen local education authorities.



# Grandata Ltd

distributor of electronic components



## Line Output Transformers

| Part No         | Code   | Price |
|-----------------|--------|-------|
| <b>ALBA</b>     |        |       |
| 3714002         | LOT02  | 800p  |
| 043714002J      | LOT02  | 800p  |
| 43700000        | LOT02  | 800p  |
| <b>AMSTRAD</b>  |        |       |
| 1810951         | LOT55  | 1250p |
| 3714002         | LOT02  | 800p  |
| 043714002J      | LOT02  | 800p  |
| 43700000        | LOT02  | 800p  |
| AM152591        | LOT55  | 1250p |
| <b>FERGUSON</b> |        |       |
| 00 D-3-508-002  | LOT381 | 1400p |
| 06 D-3-083-001  | LOT82  | 1100p |
| 06 D-3-083-002  | LOT82  | 1100p |
| 06 D-3-084-001  | LOT23  | 1050p |
| 06 D-3-087-001  | LOT23  | 1050p |
| 06 D-3-088-001  | LOT84  | 1200p |
| 06 D-3-093-001  | LOT204 | 1250p |
| 06 D-3-508-003  | LOT276 | 1200p |
| 06 D-3-512-001  | LOT204 | 1250p |
| 29201-022-01    | LOT63  | 1500p |
| 473197          | LOT304 | 1300p |
| D 059 / 37      | LOT204 | 1250p |
| <b>HINARI</b>   |        |       |
| 3714002         | LOT02  | 800p  |
| 043714002J      | LOT02  | 800p  |
| 43700000        | LOT02  | 800p  |
| CF 124 B        | LOT67  | 1250p |
| CF 124 E        | LOT67  | 1250p |
| <b>HITACHI</b>  |        |       |
| 2424593         | LOT44  | 900p  |
| 2432461         | LOT169 | 1250p |
| 2432761         | LOT169 | 1250p |
| 2433453         | LOT82  | 1100p |
| 2433751         | LOT01  | 1050p |
| 2433752         | LOT01  | 1050p |
| 2433891         | LOT23  | 1050p |
| 2433892         | LOT84  | 1200p |
| 2433893         | LOT23  | 1050p |
| 2433952         | LOT33  | 800p  |

| Part No                   | Code   | Price |
|---------------------------|--------|-------|
| <b>HITACHI..continued</b> |        |       |
| 2434002                   | LOT226 | 1350p |
| 2434141                   | LOT33  | 800p  |
| 2434274                   | LOT44  | 900p  |
| 2434393                   | LOT405 | 1800p |
| 2434593                   | LOT44  | 900p  |
| 2435006                   | LOT401 | 1500p |
| 2435131                   | LOT251 | 1300p |
| 2436201                   | LOT90  | 850p  |
| 2433891H                  | LOT23  | 1050p |
| <b>MATSUI</b>             |        |       |
| 20070                     | LOT438 | 1250p |
| 20071                     | LOT438 | 1250p |
| 20072                     | LOT438 | 1250p |
| 20073                     | LOT438 | 1250p |
| 20074                     | LOT438 | 1250p |
| 20075                     | LOT438 | 1250p |
| 3714002                   | LOT02  | 800p  |
| 3221008                   | LOT438 | 1250p |
| 043714002J                | LOT02  | 800p  |
| 043221088P                | LOT438 | 1250p |
| 43700000                  | LOT02  | 800p  |
| 7140021                   | LOT02  | 800p  |
| <b>MITSUBISHI</b>         |        |       |
| 731093                    | LOT5   | 1300p |
| 334 P 18506               | LOT51  | 1300p |
| <b>ORION</b>              |        |       |
| 3714002                   | LOT02  | 800p  |
| 043714002J                | LOT02  | 800p  |
| 43700000                  | LOT02  | 800p  |
| <b>PANASONIC</b>          |        |       |
| TLF 14512 F               | LOT39  | 1500p |
| TLF 14520 F               | LOT40  | 1500p |
| TLF 14521 F               | LOT39  | 1500p |
| TLF 14567 F               | LOT39  | 1500p |
| TLF 14568 F               | LOT40  | 1500p |
| TLF 14584 F               | LOT41  | 1550p |
| TLF 14586 F               | LOT42  | 1500p |

| Part No        | Code   | Price |
|----------------|--------|-------|
| <b>PHILIPS</b> |        |       |
| 3119 108 31260 | LOT90  | 850p  |
| 3119 108 31290 | LOT73  | 1000p |
| 3119 108 31440 | LOT433 | 1100p |
| 3119 108 31441 | LOT433 | 1100p |
| 3119 108 31442 | LOT433 | 1100p |
| 3119 198 62930 | LOT57  | 1000p |
| 3122 108 10246 | LOT111 | 1200p |
| 3122 138 36070 | LOT111 | 1200p |
| 3122 138 36072 | LOT111 | 1200p |
| 3122 138 36920 | LOT57  | 1000p |
| 3122 138 36922 | LOT57  | 1000p |
| 3122 138 36923 | LOT57  | 1000p |
| 3122 138 37050 | LOT132 | 1300p |
| 3122 138 37620 | LOT99  | 850p  |
| 3122 138 38040 | LOT73  | 1000p |
| 3122 138 38123 | LOT395 | 1200p |
| 3128 138 20200 | LOT433 | 1100p |
| 3128 138 20201 | LOT433 | 1100p |
| 3128 138 20202 | LOT433 | 1100p |
| 3189 128 30400 | LOT90  | 850p  |
| 4812 140 10246 | LOT111 | 1200p |
| 4812 140 10369 | LOT90  | 850p  |
| 4812 140 10421 | LOT90  | 850p  |
| 4822 140 10274 | LOT123 | 1100p |
| 4822 140 10246 | LOT111 | 1200p |
| 4822 140 10306 | LOT57  | 1000p |
| 4822 140 10381 | LOT128 | 1100p |
| 4822 140 10384 | LOT127 | 1550p |
| 4822 140 10406 | LOT73  | 1000p |
| 4822 140 10544 | LOT433 | 1100p |
| 4822 140 10566 | LOT433 | 1100p |
| AT 2076 / 10   | LOT57  | 1000p |
| AT 2078 / 21   | LOT395 | 1200p |
| AT 2079 / 21   | LOT395 | 1200p |
| AT 2079 / 40   | LOT73  | 1000p |
| AT 2079 / 99   | LOT276 | 1200p |
| <b>SAISHO</b>  |        |       |
| 3714002        | LOT02  | 800p  |
| 043714002J     | LOT02  | 800p  |

| Part No                  | Code   | Price |
|--------------------------|--------|-------|
| <b>SAISHO..continued</b> |        |       |
| 43700000                 | LOT02  | 800p  |
| 7140021                  | LOT02  | 800p  |
| <b>SHARP</b>             |        |       |
| RTRNF 1220 CEZZ          | LOT39  | 1500p |
| <b>SONY</b>              |        |       |
| 1-439-286-00             | LOT46  | 1000p |
| 1-439-286-11             | LOT46  | 1000p |
| 1000p                    |        |       |
| 1-439-286-12             | LOT46  | 1000p |
| 1-439-286-13             | LOT46  | 1000p |
| 1-439-286-21             | LOT46  | 1000p |
| 1-439-332-41             | LOT100 | 1200p |
| 1-439-332-42             | LOT101 | 1200p |
| 1-439-332-52             | LOT100 | 1200p |
| 1-439-363-11             |        |       |
| LOT268                   | 1100p  |       |
| 1-439-363-21             | LOT268 | 1100p |
| 1-439-387-11             |        |       |
| LOT311                   | 1200p  |       |
| 1-439-387-21             | LOT311 | 1200p |
| 1-439-416-11             |        |       |
| LOT255                   | 1000p  |       |
| 1-439-416-12             | LOT255 | 1300p |
| 1-439-416-21             | LOT255 | 1300p |
| 1-439-416-23             | LOT255 | 1300p |
| 1-439-416-41             | LOT255 | 1300p |
| 1-439-416-51             | LOT255 | 1300p |
| <b>TOSHIBA</b>           |        |       |
| 1810951                  | LOT55  | 1250p |
| 2433751                  | LOT01  | 1300p |
| 23236098                 | LOT288 | 1200p |
| 23236198                 | LOT288 | 1200p |
| 23236201                 | LOT395 | 1200p |
| 23236245                 | LOT395 | 1200p |
| 23236255                 | LOT289 | 1100p |

MANY MORE PRICES  
RIDU EL!!!

Many many more LOPT's  
in Stock...  
Please ring for ones not listed

## 105° c Radial Electrolytic Capacitors

| VALUE           | CODE  | PRICE | PER PACK |
|-----------------|-------|-------|----------|
| <b>10 volts</b> |       |       |          |
| 470uF           | CAP29 | 120p  | 10       |
| <b>16 volts</b> |       |       |          |
| 330uF           | CAP30 | 175p  | 10       |
| 470uF           | CAP31 | 175p  | 10       |
| 680uF           | CAP32 | 210p  | 5        |
| 1000uF          | CAP33 | 210p  | 10       |
| 2200uF          | CAP34 | 525p  | 10       |
| 3300uF          | CAP35 | 500p  | 5        |
| 4700uF          | CAP36 | 610p  | 10       |
| <b>25 volts</b> |       |       |          |
| 10uF            | CAP37 | 45p   | 10       |
| 22uF            | CAP38 | 45p   | 10       |
| 47uF            | CAP39 | 48p   | 5        |
| 100uF           | CAP40 | 70p   | 10       |
| 150uF           | CAP41 | 95p   | 5        |
| 220uF           | CAP42 | 120p  | 10       |
| 330uF           | CAP43 | 140p  | 5        |
| 470uF           | CAP44 | 190p  | 10       |
| 680uF           | CAP45 | 315p  | 5        |
| 1000uF          | CAP46 | 365p  | 10       |
| 1500uF          | CAP47 | 390p  | 5        |
| 2200uF          | CAP48 | 200p  | 2        |
| 3300uF          | CAP49 | 220p  | 2        |
| 4700uF          | CAP50 | 365p  | 2        |
| 6800uF          | CAP51 | 390p  | 2        |
| <b>35 volts</b> |       |       |          |
| 10uF            | CAP52 | 50p   | 10       |
| 22uF            | CAP53 | 45p   | 10       |
| 33uF            | CAP54 | 50p   | 5        |
| 47uF            | CAP55 | 85p   | 10       |
| 100uF           | CAP56 | 85p   | 10       |
| 150uF           | CAP57 | 95p   | 5        |
| 220uF           | CAP58 | 145p  | 5        |

| VALUE                         | CODE  | PRICE | PER PACK |
|-------------------------------|-------|-------|----------|
| <b>35 volts continued....</b> |       |       |          |
| 680uF                         | CAP59 | 650p  | 10       |
| 1000uF                        | CAP60 | 435p  | 10       |
| 2200uF                        | CAP61 | 245p  | 2        |
| 3300uF                        | CAP62 | 1000p | 5        |
| <b>50 volts</b>               |       |       |          |
| 10uF                          | CAP63 | 50p   | 10       |
| 22uF                          | CAP64 | 70p   | 10       |
| 47uF                          | CAP65 | 85p   | 10       |
| 100uF                         | CAP66 | 85p   | 10       |
| 220uF                         | CAP67 | 175p  | 10       |
| 330uF                         | CAP68 | 245p  | 10       |
| 470uF                         | CAP69 | 435p  | 10       |
| 680uF                         | CAP70 | 490p  | 5        |
| 1000uF                        | CAP71 | 525p  | 10       |
| 2200uF                        | CAP72 | 325p  | 2        |
| <b>63 volts</b>               |       |       |          |
| 0.47uF                        | CAP73 | 35p   | 10       |
| 1uF                           | CAP74 | 35p   | 10       |
| 2.2uF                         | CAP75 | 35p   | 10       |
| 3.3uF                         | CAP76 | 50p   | 10       |
| 4.7uF                         | CAP77 | 35p   | 10       |
| 10uF                          | CAP78 | 50p   | 10       |
| 15uF                          | CAP79 | 95p   | 5        |
| 22uF                          | CAP80 | 75p   | 10       |
| 33uF                          | CAP81 | 85p   | 10       |
| 47uF                          | CAP82 | 95p   | 10       |
| 68uF                          | CAP83 | 130p  | 5        |
| 100uF                         | CAP84 | 120p  | 10       |
| 150uF                         | CAP85 | 280p  | 5        |
| 220uF                         | CAP86 | 280p  | 10       |
| 330uF                         | CAP87 | 400p  | 10       |
| 470uF                         | CAP88 | 525p  | 10       |
| 680uF                         | CAP89 | 500p  | 10       |

| VALUE                         | CODE   | PRICE | PER PACK |
|-------------------------------|--------|-------|----------|
| <b>63 volts continued....</b> |        |       |          |
| 1000uF                        | CAP90  | 540p  | 5        |
| <b>100 volts</b>              |        |       |          |
| 0.47uF                        | CAP91  | 50p   | 5        |
| 1uF                           | CAP92  | 85p   | 10       |
| 1.5uF                         | CAP93  | 70p   | 5        |
| 2.2uF                         | CAP94  | 50p   | 5        |
| 3.3uF                         | CAP95  | 50p   | 5        |
| 4.7uF                         | CAP96  | 50p   | 5        |
| 10uF                          | CAP97  | 95p   | 10       |
| 22uF                          | CAP98  | 105p  | 10       |
| 33uF                          | CAP99  | 155p  | 5        |
| 47uF                          | CAP100 | 175p  | 10       |
| 100uF                         | CAP101 | 210p  | 10       |
| 220uF                         | CAP102 | 600p  | 5        |
| 470uF                         | CAP103 | 600p  | 5        |
| <b>250 volts</b>              |        |       |          |
| 3M3                           | CAP104 | 175p  | 10       |
| 10uF                          | CAP105 | 260p  | 10       |
| 47uF                          | CAP106 | 435p  | 10       |
| <b>400 volts</b>              |        |       |          |
| 1uF                           | CAP107 | 215p  | 5        |
| 2.2uF                         | CAP108 | 225p  | 5        |
| 4.7uF                         | CAP109 | 315p  | 5        |
| 10uF                          | CAP110 | 400p  | 5        |
| 22uF                          | CAP111 | 250p  | 2        |
| 47uF                          | CAP112 | 350p  | 2        |
| <b>450 volts</b>              |        |       |          |
| 1uF                           | CAP113 | 280p  | 5        |
| 2.2uF                         | CAP114 | 320p  | 5        |
| 4.7uF                         | CAP115 | 495p  | 5        |
| 10uF                          | CAP116 | 550p  | 5        |
| 22uF                          | CAP117 | 415p  | 2        |

## CD Pick Ups

| Part No       | Price  |
|---------------|--------|
| KSS 152 A     | £13.00 |
| KSS 210 A     | £10.50 |
| KSS 210 B     | £15.00 |
| KSS 240 A     | £20.00 |
| KSS 213 B     | £11.50 |
| KSS 213 C     | £11.50 |
| OPTIMA 6 S    | £11.50 |
| OPTIMA 5      | £11.50 |
| RCTRTH8151    | £20.00 |
| RCTRTH8112    | £15.00 |
| CDM12.1       | £15.00 |
| CDM12.1 MECH. | £20.00 |

K.P. House , Unit 15 , Pop In Commercial Centre , Southway , Wembley , Middlesex . HA9 0HB England

Tel : (020) 8900 2329      Email : grandata.ltd@btinternet.com  
 Fax : (020) 8903 6126      Website : http://www.grandata.co.uk



# Grandata Ltd

distributor of electronic components



## Satellite PSU Repair Kits

| MAKE & MODEL  | CODE                           | MAKE & MODEL  | CODE                           | MAKE & MODEL  | CODE                | MAKE & MODEL  | CODE                |
|---|--------------------------------|---|--------------------------------|---|---------------------|---|---------------------|
| <b>ALBA</b><br>SAT6600  | SATPSU2                        | <b>FINLUX</b><br>SR5700<br>SR5100   | SATPSU12<br>SATPSU23           | <b>MATSUI</b><br>RD600  | SATPSU20            | <b>PHILIPS</b><br>STU802/05M, STU804,<br>STU811, STU824 | SATPSU1<br>SATPSU2  |
| <b>AMSTARD</b><br>SAT250, SR950, SRD2000,<br>SRD700, SRD950, SRX1002,<br>SRX2001, SRX301, SRX501,<br>SRX502 | SATPSU16                       | <b>GOODMANS</b><br>ST700  | SATPSU1                        | <b>MITSUBISHI</b><br>ST-PB10  | SATPSU1             | STU801<br>STU3301                                       | SATPSU1<br>SATPSU20 |
| SRD510, SRD520<br>SRD540, SRD545, SRD550<br>SRD500  | SATPSU3<br>SATPSU4             | <b>GRANADA</b><br>KR1, LR1, LR2, M/N92MR1/A<br>HR 1, JR1                          | SATPSU1<br>SATPSU2             | <b>NOKIA</b><br>SAT1500, SAT1600  | SATPSU2             | STU909<br>STU350  | SATPSU22<br>SATPSU9 |
| <b>BRITISH TELECOM</b><br>SVS300  | SATPSU17                       | NR2, PR2<br>M92MR2  | SATPSU8<br>SATPSU9             | <b>PACE</b><br>PRD700, PRD800, PRD900,<br>PSR800, PSR900, MRD950,<br>MRD960 | SATPSU1<br>SATPSU10 | <b>SONY</b><br>SAT301                                   | SATPSU10            |
| <b>BUSH</b><br>IRD150   | SATPSU12                       | <b>GRUNDIG</b><br>STR1  | SATPSU1<br>SATPSU2             | MSS500, MSS1000<br>MRD920, SS9000, SS9010,<br>SS9200, SS9210, SS9220        | SATP-<br>SATP-      | <b>THOMSON</b><br>SRD11, SRD 14<br>SRD7/8, SRS3, SRS4   | SATPSU1<br>SATPSU2  |
| <b>ECHOSTAR</b><br>SR5500 EARLY PSU WITH ADJ.   | SATPSU12                       | GIRD2000, GIRD3000<br>GRD150, GRD250, GRD280,<br>GRD300, STR200S                  | SATPSU20                       | SU2   |                     | <b>THORN</b><br>SAT99, SAT120                           | SATPSU1             |
| <b>FERGUSON</b><br>SRD 5, SRD16<br>SRD4<br>SRV1   | SATPSU1<br>SATPSU11<br>SATPSU2 | <b>HITACHI</b><br>SR-1050D  | SATPSU1                        | MSS100, PRIMA<br>APOLLO, MSS200, MS290,<br>MSS300                           | SATPSU8<br>SATPSU9  | <b>TOSHIBA</b><br>SAT99, TU-SD200<br>TS540              | SATPSU1<br>SATPSU10 |
|   |                                | <b>MASPRO</b><br>SRE250S/1, SRE 350S/1<br>SRE250S, SRE350S, SRE450S<br>ST5, ST-12 | SATPSU1<br>SATPSU2<br>SATPSU20 | <b>PANASONIC</b><br>TU-SD200<br>TU-SD250                                    | SATPSU1<br>SATPSU9  |   |                     |

| CODE    | PRICE | CODE    | PRICE | CODE     | PRICE | CODE      | PRICE | CODE     | PRICE |
|---------|-------|---------|-------|----------|-------|-----------|-------|----------|-------|
| SATPSU1 | 600p  | SATPSU4 | 600p  | SATPSU10 | 1230p | SATPS J16 | 1250p | SATPSU22 | 1050p |
| SATPSU2 | 550p  | SATPSU8 | 650p  | SATPSU11 | 650p  | SATPS J17 | 850p  | SATPSU23 | 650p  |
| SATPSU3 | 600p  | SATPSU9 | 900p  | SATPSU12 | 1600p | SATPS J20 | 600p  |          |       |

## Replacement Video Heads

| AMSTRAD  | NATIONAL  | PANASONIC  | SHARP   |
|--|---|--|---|
| VCR1000, VCR2000, VCR6000, VCR6100, VCR6200, VCR8600,<br>VCR8602, VCR8700, VCR9005, DD8900, DD8904, TVR4<br>ORDER CODE : VH93 PRICE : £7.00 + VAT  | NV300, NV322, NV332, NV333, NV340, NV390, NV2000, NV2010,<br>NV3000, NV7000, NV7200, NV7500, NV7800, NV7850, NV8170,<br>NV8200, NV8400, NV8600, NV8610, NV8620<br>ORDER CODE : VH10 PRICE : £6.25 + VAT | VC671, VC779, VC787, VC790ET, VCA50, VCA501S, VCA505, VCA6<br>0, VCA602, VCA605, VCA615, VCD806, VCD810, VCD815, VCT610<br>ORDER CODE : VH240 PRICE : £14.00 + VAT   | VC108, 208, 382, 402, 405, 408, 500, 550, 571, 573, 581, 582, 583,<br>VC5W20E, VC600, ...etc, VCA10, VCA100, VCA102, VCA103, VCA1<br>031, VCA103, VCA104, VCA105, VCA106, VCA111, VCA113, ...etc<br>ORDER CODE : VH56 PRICE : £8.50 + VAT   |
| <b>FISHER</b><br>FVHP420, FVHP510, FVHP520, FVHP530, FVHP615, FVHP618,<br>FVHP620, FVHP622, FVHP710, FVHP711, FVHP715, ...etc<br>ORDER CODE : VH16 PRICE : £9.00 + VAT   | NV100, NV200, NV370, NV380, NV630<br>ORDER CODE : VH35 PRICE : £6.00 + VAT  | SLV275, SLV373VB, SLV410, SLV412, SLV427, SLV474<br>ORDER CODE : VH42 PRICE : £9.25 + VAT  | <b>SONY</b><br>SLVE7, SLVE8, SLVE9<br>ORDER CODE : VH588 PRICE : £36.00 + VAT   |
| <b>HINARI</b><br>VXL8, 9, 10, VXL11, VXL19, VXL90, VCR34H, VTV100, VTV200, H13V<br>ORDER CODE : VH94 PRICE : £11.00 + VAT  | AG5150, AG5250, NVF65, NVH75, NVH77<br>ORDER CODE : VH405 PRICE : £18.00 + VAT  | SLV615, SLV625, SLVE600, SLVE700, SLVE800<br>ORDER CODE : VH590 PRICE : £34.50 + VAT   | <b>TOSHIBA</b><br>V71, V73, V74, V75, V77, V80, V81, V82, V83, V84, V85, V86, V87, V88<br>ORDER CODE : VH126 PRICE : £8.00 + VAT  |
| <b>HITACHI</b><br>VT522, VTM212, VTM620, 622, 720, 722, 822, 922, 925<br>ORDER CODE : VH400 PRICE : £11.00 + VAT   | NVJ30, NVHJ33, NVL10, 20, NVL21, NVG30, NVG31, NVG40,<br>NVG130, NVJ37, NVG40, NVG42, NVSD30, NVSD10EE, NVSD11,<br>NVSD2, NVSD30, NVSD35<br>ORDER CODE : VH41 PRICE : £7.50 + VAT                       | VR6460, VR6520, 64VR60, VR6420<br>ORDER CODE : VH77 PRICE : £7.25 + VAT  | DV90, DV96, DV97, NM3, V108, V109, V199, V200, V202, V205, V207,<br>V209, V80, V93, V94<br>ORDER CODE : VH127 PRICE : £9.00 + VAT   |
| VT540, VT545, VT546, VT548, VTD660, VTD665, VTM598, VTM640,<br>VTM645, VTM646, VTM730, VTM731, VTM735, VTM736, ...etc<br>ORDER CODE : VH533 PRICE : £14.00 + VAT   | NV730, NV730F, NV770 4 HEAD<br>ORDER CODE : VH32 PRICE : £10.50 + VAT   | 20DV1, 20DV2, 20RW7, 21DV1, 21DV2, 21DV3, 2SB01, 2SB02, 2SB<br>11, 2SB12, 30DV2, VR201, VR202, VR203, VR2115, VR212, ...etc<br>ORDER CODE : VH555 PRICE : £46 + VAT  | <b>SANYO</b><br>VTC5000, VTC5400, VTC6000, VTC6010, VTC6500,<br>VTCM10, VTCM11, VTCM20, VTCM21, VTCM25, ...etc<br>ORDER CODE : VH45 PRICE : £18 + VAT   |
| <b>JVC &amp; FERGUSON</b><br>BR1600, HRD140, HRD141, HRD142, HRD143, HRD150, HRD152,<br>8947, 8948, 3V42, 3V44, 3V45, 3V46, 3V47, 3V52, 3V54, 3V55, 3V56<br>ORDER CODE : JVC3HSSVA PRICE : £8.00 + VAT             | AG6024, NVG33, NVG46, NVL23, NVL25, NVL28, NVJ47, NVJ49,<br>NVJ700PX, NVSD20EE, NVSD400, NVSD44, NVSD45<br>ORDER CODE : VH42 PRICE : £9.25 + VAT  | VHR1110, VHR1150, VHR1300, VHR1700, VHR2300, VHR2370<br>ORDER CODE : VH121 PRICE : £8.00 + VAT   | <b>TOSHIBA</b><br>AIWA, AKAI, ALBA, AMSTRAD, BAIRD, BLAUPUNKT,<br>DAEWOO, DECCA, FERGUSON, FISHER, FUNAI,<br>GEC, GOLDSTAR, GRANADA, GRUNDIG, HINARI,<br>HITACHI, JVC, LUXOR, MATSUI, MITSUBISHI,<br>ORION, PANASONIC, PHILIPS, SAISHO,<br>SAMSUNG, SANYO, SHARP, SONY,<br>TOSHIBA...AND MANY MANY MORE |
| HRD154, HRD160, HRD170, HRD171, HRD210, HRD211, HRD217,<br>HRD310, HRD320, HRD321, HRD350, HRD521, HRD522, ...etc<br>8950, 8951, 3V64, 3V65, FV10, FV11, FV20, FV21, FV26<br>ORDER CODE : VH04 PRICE : £7.50 + VAT | NVG20, NVG21, NVG22, NVG25, NVG28, NVG200, NVD48<br>ORDER CODE : VH82 PRICE : £10.00 + VAT  | VHR120, VHR130, VHR14, VHR141, VHR143G, VHR14SP, VHR151<br>VHR15, VHR16, VHR17, VHR220, VHR23, ...etc, VHRD4400,<br>VHRD4410, VHRD4500, VHRD4600, VHRD4610, VHRD6700, ...etc<br>ORDER CODE : VH469 PRICE : £31 + VAT |   |
| HRD725, HRD755, 3V43, 3V53<br>ORDER CODE : VH08 PRICE : £18.00 + VAT   | NVG7, NVG9, NV230<br>ORDER CODE : VH111 PRICE : £7.00 + VAT   |  |   |
| 8930, 8931, 8933, 8940, 3V29, 3V30<br>ORDER CODE : VH200 PRICE : £5.50 + VAT   | NVSD40<br>ORDER CODE : VH505 PRICE : £10.50 + VAT   |  |   |
| BR9060, HRD330, 337, 440, 441, 637, 641, 660, 670, 720, 730, 740, 820<br>HRFC100, SR3300MS, FV44L<br>ORDER CODE : VH379 PRICE : £11.50 + VAT   | NVJ45, NVJ47<br>ORDER CODE : VH498 PRICE : £10.00 + VAT   |  |   |
| <b>MITSUBISHI</b><br>HS349, HSE27, HSE31, HSE32, HSB27, HSB31, HSB32, HSM33,<br>HSM34, 35, 37G<br>ORDER CODE : VH324 PRICE : £14.50 + VAT  | <b>PHILIPS</b><br>VHR1110, VHR1150, VHR1300, VHR1700, VHR2300, VHR2370<br>ORDER CODE : VH121 PRICE : £8.00 + VAT  |  |   |
| HSE30, HSB30<br>ORDER CODE : VH326 PRICE : £14.50 + VAT  | VHR3200, 3270, 3100, 3110, 3150, 3300, 3400, 3310, VHRD500<br>ORDER CODE : VH122 PRICE : £11.00 + VAT   |  |   |
| HSB12, HSE12, HSE22, HSM16G, HSM18, HSM23, HSM25, HSM30<br>ORDER CODE : VH380 PRICE : £14.00 + VAT   |   |  |   |
| HSM20, HSM55<br>ORDER CODE : VH548 PRICE : £15.00 + VAT  |   |  |   |
| HSB52, HSE50, 52G, HSM36, 50, 54, 55, 57, 58, 60<br>ORDER CODE : VH450 PRICE : £27.00 + VAT  |   |  |   |

Many of our video head prices have been reduced.... Please call us for our latest prices !!!

We stock over 650 different video heads covering over 2500 different models for the following makes :

AIWA, AKAI, ALBA, AMSTRAD, BAIRD, BLAUPUNKT, DAEWOO, DECCA, FERGUSON, FISHER, FUNAI, GEC, GOLDSTAR, GRANADA, GRUNDIG, HINARI, HITACHI, JVC, LUXOR, MATSUI, MITSUBISHI, ORION, PANASONIC, PHILIPS, SAISHO, SAMSUNG, SANYO, SHARP, SONY, TOSHIBA...AND MANY MANY MORE

K.P. House , Unit 15 , Pop In Commercial Centre , Southway , Wembley , Middlesex . HA9 0HB England

Tel : (020) 8900 2329 Email : grandata.ltd@btinternet.com  
Fax : (020) 8903 6126 Website : http://www.grandata.co.uk





## Remote Controls

### Universal Preprogrammed Remote Control

Preprogrammed to cover all major Brands of TV, Video, Satellites and CD Players.

Replaces upto 8 different remote controls

With teletext & fasttext functions

Order Code : RC9

Price : £10 + vat

### Bulk Prices

5 pieces £45 + vat

12 pieces £96 + vat

24 pieces £168 + vat

### Genie Universal Remote Control

Replaces 3 infrared remotes

Covers 1000's of models

Controls TV, VCR and Satellite

Auto Code Search

Simple to use

Order Code : GENIE

Price : £9 + vat

### Wizard Universal Remote Control

Easy to use

Fully illuminated keypad

Full learning facility

Modern ergonomic design

Replaces upto 8 different infrared remote controls

Pre-programmed for convenient setup

Order Code : Wizard

Price : £16.50 + vat

### Universal Brand Replacement Remote Controls

Brand for Brand Replacement

Codeless set-up

Teletext and Fasttext

Pre-Programmed for the latest models

Replaces broken and lost remotes

| Brand                 | Order Code |
|-----------------------|------------|
| Panasonic TV          | RCUNI01M   |
| Sony TV               | RCUNI02M   |
| Phillips TV           | RCUNI03M   |
| Hitachi TV            | RCUNI04    |
| Mitsubishi TV         | RCUNI05    |
| Nokia TV              | RCUNI06    |
| Samsung TV            | RCUNI07    |
| Toshiba TV            | RCUNI08    |
| Ferguson TV           | RCUNI09    |
| Grundig TV            | RCUNI10    |
| Goodmans/Alba/Bush TV | RCUNI13M   |
| Matsui/Hiari/Orion TV | RCUNI14M   |
| Satellite             | RCUNI17    |

Price : £7.50 + vat

### SLX4.....4 Way Aerial Amplifier

..... the first choice for the professional aerial installer

Now Available !!

SLX2 (2 way)  
£8.00 + vat

SLX6 (6 way)  
£18.50 + vat

SLX8 (8 way)  
£20.00 +vat

- \* Designed for TV, Satellite and FM Receivers
- \* 10.5db Gain on all ports
- \* Isolation between outputs > 22db
- \* Separate UHF, VHF inputs
- \* Noise figure < 4db
- \* Digital Compatible
- \* Frequency Range : UHF 470-833 Mhz  
VHF 47-230 Mhz
- \* CE and EMC Test Certified

Order Code : SLX4

Price : £13 + vat

### Magician Sky Digital Remote Control

Operates all SKY digital TV box functions

Operates combinations of TV, VCR &

Cable/Satellite systems

Covers 1000's of popular brands

Full teletext and fasttext functions

Backlit device indicator keys

Order Code : MAGICIAN4

Price : £10 + vat

## Solder Seal Kits / Hot Air Guns

### SOLDER SEAL KIT


DON'T CRIMP IT ...SOLDER IT !!

FOR QUICK AND SAFE CABLE CONNECTION SOLDERING, GLUING AND SHRINKING WITH A HOT AIR GUN ALL IN ONE ACTION

HOT AIR GUN WITH PIEZO ELECTRONIC IGNITION

REFILLABLE WITH COMMON LIGHTER GAS

BLOWS HOT AIR UPTO 650C



ORDER CODE: TOOL53

PRICE : £13.00 + VAT

### HOT AIR GUN

FLAMELESS...ONLY HOT AIR

IDEAL FOR THE FOLLOWING :

SHRINKING TUBES

SOLDER SEALS

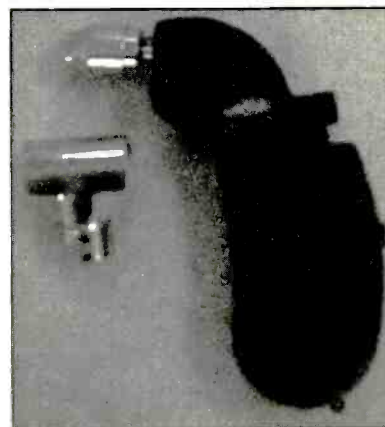
HEATING AND DRYING

HOBBY & MODELLING

BENDING PLASTICS

SMD SOLDERING

BLOWS HOT AIR UPTO 650C



ORDER CODE : TOOL54

PRICE : £7.50 + VAT





## Scart Kits / Scart Cables / Phono Leads

**Scart Adaptor Kit**  
(Economy 5 piece kit)  
An inexpensive but versatile connector kit for TV, Video, Satellite, Hi Fi & some Camcorder connections.

ORDER CODE : PLG1  
PRICE : £4.50 + vat

**Ultimate Scart Kit**  
(Standard 1\* piece kit)  
A comprehensive & practical connector kit for TV, Video, Camcorder & Hi Fi (including NICAM Stereo) connections.

ORDER CODE : PLG3  
PRICE : £10.00 + vat

**Scart to Phono Adaptors**  
Output  
Code : PLG17  
Price : £1.00 + vat



Input  
Code : PLG18  
Price : £1.00 + vat



| Description                            | Code  | Price |
|--|-------|-------|
| Standard 9 Pin Connected (1.5 m)       | PLG20 | 90p   |
| Fully Shielded 9 Pin Connected (1.5m)  | PLG21 | £2.20 |
| Flat Cable 9 Pin Connected (1.5m)      | PLG22 | £1.80 |
| Standard 21 Pin Connected (1.5m)       | PLG23 | 70p   |
| Standard 21 Pin Connected (0.5m)       | PLG24 | 85p   |
| Standard 21 Pin Connected (5m)         | PLG25 | £3.00 |
| Fully Shielded 21 Pin Connected (1.5m) | PLG26 | £3.70 |
| Gold 21 Pin Connected (1.5m)           | PLG27 | £4.20 |
| Flat 21 Pin Connected (1.5m)           | PLG28 | £3.50 |

| Description   | Order Code | Price |
|---|------------|-------|
| Scart to scart & 4 phono plugs 1.5m (Stereo 2 way)    | PLG37      | 300p  |
| Scart to 2 phono plugs 1m (Stereo Audio Only)         | PLG38      | 120p  |
| Scart to 2 phono plugs 5m (Stereo Audio Only)         | PLG39      | 200p  |
| Scart to 3 phono plugs Gold 1.5m (Stereo Video 1 way) | PLG40      | 250p  |
| Scart to 3 phono plugs 1.2m (Stereo Video 1 way)      | PLG41      | 175p  |
| Switched scart to 3 phono plugs Gold 1.5m             | PLG42      | 300p  |
| Switched scart to 3 phono plugs 1.5m                  | PLG43      | 200p  |

| Description   | Order Code | Price |
|---|------------|-------|
| 2 phono plugs to 2 phono plugs heavy duty cable 10m | PLG29      | 300p  |
| <b>Standard Leads and Moulded Connectors</b>        |            |       |
| Phono plug to phono plug 1.2m                       | PLG30      | 40p   |
| Phono plug to phono plug 5m                         | PLG31      | 90p   |
| Phono plug to phono socket 5m                       | PLG32      | 90p   |
| 2 phono plugs to 2 phono plugs 1.2m                 | PLG33      | 75p   |
| 2 phono plugs to 2 phono plugs 5m                   | PLG34      | 100p  |
| 2 phono plugs to 2 phono sockets 1.5m               | PLG35      | 75p   |
| 3 phono plugs to 3 phono plugs 1.2m                 | PLG36      | 90p   |

## Transistors / Linear IC's

|          |      |         |      |
|----------|------|---------|------|
| BU208A   | 75p  | BUT18AF | 65p  |
| BU2508A  | 100p | BUT56A  | 65p  |
| BU2508AF | 110p | BUW13A  | 200p |
| BU2508D  | 130p | BUZ80   | 135p |
| BU2508DF | 120p | BUZ80AF | 200p |
| BU2520AF | 170p | BUZ90A  | 180p |
| BU2520DF | 225p | BUZ90AF | 280p |
| BU2525A  | 325p | BUZ91A  | 260p |
| BU2525AF | 220p | IRF510  | 70p  |
| BU2525D  | 240p | IRF520  | 75p  |
| BU2527AF | 400p | IRF530  | 75p  |
| BU426A   | 70p  | IRF540  | 100p |
| BU508APH | 60p  | IRF610  | 80p  |
| BU508D   | 75p  | IRF620  | 100p |
| BU508DF  | 85p  | IRF630  | 75p  |
| BU508V   | 110p | IRF640  | 150p |
| BUF405A  | 200p | IRF710  | 150p |
| BUH1215  | 450p | IRF720  | 85p  |
| BUH315   | 200p | IRF730  | 125p |
| BUH315D  | 175p | IRF740  | 90p  |
| BUH515   | 200p | IRF820  | 90p  |
| BUH515D  | 250p | IRF830  | 85p  |
| BUH517   | 275p | IRF840  | 85p  |
| BUH517D  | 175p | IRF9610 | 95p  |
| BUH715   | 425p | IRF9620 | 85p  |
| BUT11A   | 35p  | IRFBC30 | 120p |
| BUT11AF  | 35p  | IRFBC40 | 210p |
| BUT12A   | 80p  | IRFZ44  | 160p |
| BUT12AF  | 90p  | MJ11015 | 250p |
| BUT18A   | 80p  | MJ11016 | 300p |

|          |      |          |       |
|----------|------|----------|-------|
| MJ15003  | 250p | TIP31A   | 22p   |
| MJ15004  | 300p | TIP32A   | 21p   |
| MJ15015  | 250p | TIP33    | 50p   |
| MJ15016  | 350p | TIP33C   | 60p   |
| MJ15022  | 400p | TIP34C   | 60p   |
| MJ15023  | 400p | TIP35C   | 65p   |
| MJ15024  | 400p | TIP36C   | 65p   |
| MJ2501   | 100p | TIP41A   | 20p   |
| MJ2955   | 55p  | TIP41C   | 22p   |
| MJE13007 | 100p | TIP42C   | 22p   |
| MJE13009 | 100p | TIPL791A | 80p   |
| MJE18004 | 125p | AN5151   | 200p  |
| MJF18004 | 175p | AN5601K  | 750p  |
| MJF18006 | 200p | BA5406   | 180p  |
| MJF18204 | 350p | BA6209   | 85p   |
| MJW16206 | 600p | HA13150A | 1150p |
| MJW16212 | 350p | HA13151  | 875p  |
| S2000A3  | 175p | HA13152  | 800p  |
| S2000AF  | 90p  | HA13153A | 900p  |
| S2000N   | 150p | HA13155  | 920p  |
| S2055A   | 175p | HA13157  | 950p  |
| S2055AF  | 175p | LA4440   | 200p  |
| S2055N   | 150p | LA4445   | 200p  |
| TIP121   | 35p  | LA4460   | 120p  |
| TIP122   | 30p  | LA4461   | 120p  |
| TIP125   | 30p  | LA4705   | 400p  |
| TIP127   | 35p  | LA7830   | 90p   |
| TIP2955  | 50p  | LA7851   | 200p  |
| TIP29A   | 22p  | LM1207N  | 450p  |
| TIP3055  | 50p  | LM2405T  | 625p  |

|             |      |           |       |
|-------------|------|-----------|-------|
| LM2406T     | 400p | STR10006  | 450p  |
| LM2416T     | 650p | STR20005  | 450p  |
| LM324       | 30p  | STR40090  | 350p  |
| LM339       | 35p  | STR4211   | 315p  |
| LM393       | 45p  | STR440    | 800p  |
| LM723       | 40p  | STR441    | 950p  |
| SAA1293     | 550p | STR44115  | 475p  |
| SAB3035     | 275p | STR451    | 800p  |
| STK4131     | 480p | STR4512   | 400p  |
| STK4141 II  | 420p | STR50103A | 260p  |
| STK4142     | 530p | STR54041  | 320p  |
| STK4151     | 680p | STR58041  | 250p  |
| STK4152     | 650p | STR59041  | 300p  |
| STK4171     | 900p | STR6020   | 270p  |
| STK4172 II  | 680p | STR61001  | 475p  |
| STK4191     | 700p | STR81145  | 375p  |
| STK4332     | 365p | STRD1706  | 360p  |
| STK5331     | 300p | STRD1806  | 360p  |
| STK5332     | 180p | STRD1816  | 350p  |
| STK5333     | 650p | STRD4420  | 550p  |
| STK5337     | 500p | STRD6108  | 450p  |
| STK5481     | 470p | STRS6707  | 1000p |
| STK5482     | 285p | STRS6708  | 575p  |
| STK73410    | 350p | STRS6709  | 600p  |
| STK73410 II | 500p | STV9379   | 400p  |
| STK7348     | 400p | TA8207K   | 175p  |
| STK73605    | 375p | TA8215    | 300p  |
| STK73907    | 700p | TA8221AH  | 600p  |
| STK7406     | 650p | TA8227    | 250p  |
| STK7563F    | 650p | TA8251AH  | 700p  |

|            |       |          |      |
|------------|-------|----------|------|
| TA8427K    | 200p  | TEA2164  | 160p |
| TA8718N    | 550p  | TEA2260  | 225p |
| TDA1170N   | 85p   | TEA2261  | 185p |
| TDA1175    | 175p  | TEA2262  | 275p |
| TDA1180    | 120p  | TEA5101A | 300p |
| TDA1518BQ  | 240p  | TEA5101B | 175p |
| TDA1557Q   | 300p  | TEA5170  | 200p |
| TDA1558Q   | 300p  | UC3842N  | 60p  |
| TDA2004    | 150p  | UC3842AN | 80p  |
| TDA2005    | 150p  | UC3843   | 80p  |
| TDA2030    | 80p   |          |      |
| TDA2030H   | 100p  |          |      |
| TDA3562A   | 260p  |          |      |
| TDA3653B   | 80p   |          |      |
| TDA3653C   | 85p   |          |      |
| TDA3654    | 80p   |          |      |
| TDA4565    | 150p  |          |      |
| TDA4600    | 200p  |          |      |
| TDA4600 II | 160p  |          |      |
| TDA4601    | 120p  |          |      |
| TDA4605    | 190p  |          |      |
| TDA4950    | 100p  |          |      |
| TDA8170    | 170p  |          |      |
| TDA8171    | 230p  |          |      |
| TDA8172    | 200p  |          |      |
| TDA8350Q   | 275p  |          |      |
| TDA8362N3  | 1200p |          |      |
| TEA1039    | 150p  |          |      |
| TEA2018A   | 80p   |          |      |
| TEA2037    | 200p  |          |      |

|          |      |
|----------|------|
| UC3843AN | 80p  |
| UC3844   | 70p  |
| UC3844AN | 80p  |
| UC3845AN | 80p  |
| UPC1188H | 350p |
| UPC1488H | 115p |

**CAN'T FIND WHAT YOU'RE LOOKING FOR ?**

Japanese Transistors , Diodes , Voltage regulators, LEDs, Triacs, Thyristors..etc

**RING US AS THIS IS JUST A SELECTION OF THE 50,000 ITEMS THAT WE STOCK**

This advertisement is just a selection of our stock.

We also stock the following :  
Video Heads , Pinch Rollers , Belt Kits , Idlers , Service Kits , Video Motors , Cassette Housings , Audio Control Heads , Mode Switches , Video Lamps , Satellite Spares , LNB's , Back Up Batteries , Servicing Tools and Aids , Digital Multimeters , TV Switches , Line Output Transformers , Japanese Transistors , Linear IC's , Computer IC's , CMOS and 74 Series and much much more !!!.....All at competitive prices

Please contact us if you cannot find the part you are looking for.

- \* Please add £1 p+p and VAT to all orders
- \* All components are brand new
- \* We accept payment by Access , Switch , Visa , Cheque and Postal Order
- \* All prices quoted are subject to availability and may be changed without prior notice

K.P. House , Unit 15 , Pop In Commercial Centre , Southway , Wembley , Middlesex . HA9 0HB England

Tel : (020) 8900 2329 Email : grandata.ltd@btinternet.com  
Fax : (020) 8903 6126 Website : http://www.grandata.co.uk



**Reports from**  
**Adrian Spriddell**  
**Chris Watton**  
**Kevin Green, TMIE**  
**P.J. Roberts and**  
**Nick Beer**

### **Technics SLP1200 CD player**

Whenever I see one of these monsters I'm tempted to say "sorry, we don't mend cash registers". If you are faced with an intermittent shutdown type of fault, before you dive into the power supply and servo sections check for a dry-joint at the mains transformer header sockets CN2 and CN3. They are on the mains input PCB under the ASC mains insulation card. A.S.

### **Tascam DA30 DAT recorder**

There was a low balanced right-hand channel output. I had to replace C234 and C235 (both 100µF) in the balanced amplifier circuit. They had gone low in value – probably because both had been fried when an amplifier output had been plugged into the balanced XLR socket. It happens . . . A.S.

### **Sony DTC750 DAT recorder**

This machine damaged tapes. It was suffering from the Amstrad 4600 syndrome. If the tape is being rippled along the bottom edge, before replacing the pinch-lever assembly and exit guide first check that the play torque has not been set too high. A.S.

### **Sony HST-DC01CDM**

If the machine fails to record (the fault may be intermittent), check for signal around the CXA1198A chip IC603. If audio enters the chip but doesn't come out again, try the effect of connecting pin 13 to chassis via a 24kΩ resistor. The connection is usually made via two plated-through holes and a printed

# AUDIO FAULTS

chunk of carbon that's deposited directly on to the PCB. Not surprisingly, it fails. A.S.

### **Sony DTC1000ES DAT recorder**

When tapes are damaged on eject you will find that the cause is almost certainly solidified grease in the mechanism, in particular on the half-load arm bearing – when this fault is present a cassette can be ejected with a loop of tape hanging out. A partial strip down and the usual VCR maintenance measures will suffice. A.S.

### **Sharp CD-C570 Hi Fi**

There was no CD unit operation and the drawer was stuck in. The cause was a short-circuit capacitor in the power supply, C823 (47µF, 25V). C.W.

### **Panasonic SA-CH55**

There was a simple fault with this nice hi-fi unit: the CD drawer wouldn't open. All other functions were OK. Unfortunately the cause wasn't so simple. The motor drive circuits were OK, and the mechanism worked perfectly. The cause of the fault was eventually traced to the main system control chip IC951 (MN18724RUF). It's a 100-pin surface-mounted device. An expensive repair! C.W.

### **Samsung RCD750 portable audio**

This machine was brought to us because of slow tape speed and very poor fast forward/rewind. The cause was traced to diode RD5, which had developed high forward resistance. K.G.

### **Pioneer XR-P470C audio system**

The number one cassette deck solenoid clicked away far too many times. In fact it clicked four times, which put the master cam in the wrong position for the tape to be ejected. The cause of the

problem turned out to be IC1901, part no. PDC036C. K.G.

### **Aiwa CXNV900K**

This machine came in because of total failure to read CDs. The repair was easy: change the laser pickup and clean dust from the rest of the unit. But it came back because of intermittent skipping and failure to read discs. The cause was traced to the white sled drive gear, which had a few slightly damaged teeth. Normal operation was restored once a replacement gear, obtained from a scrap deck, had been fitted. P.J.R.

### **Kenwood DM CJ7R MiniDisc unit**

This unit played discs all right but wouldn't record, with "disc error" coming up. Using a laser power meter I quickly traced the cause to a low-emission laser unit – it didn't give sufficient output in the record mode. A new laser unit, part no. T25-0074-08, restored the record function. P.J.R.

### **Sony MZ-R55 MiniDisc unit**


This very small unit was brought to us because it wouldn't play or record discs. A few simple checks revealed that there was no output from the laser. A new laser unit, part no. X-494-925-61, restored normal operation. It's a very fiddly unit to work on, but nicely made. P.J.R.

### **Sony MX-R3 MiniDisc unit**

I've had a few of these units that will play pre-mastered discs or previously recorded material but, with their own new recordings, there is intermittent muting or a more severe fault, failure to recue after editing the TOC, with subsequent loss of all the audio on the disc. The problem has been cured by replacing the optical unit, part no. X-4946-054-1. These small personal units are nice to work on, though first impressions might suggest otherwise. N.B.



# Satellite WORKSHOP



Jack Armstrong

## Digital

Have you upgraded to SkyDigital yet? If so, I'd be interested to know what you think of it. I've been putting it off because I need my analogue card for testing customers' receivers. Also, I'd read some rather bad things about digital TV. The other factor is that it's difficult, because of the investment in test equipment required, for a one-man band to repair digital boxes. There is also the lack of spares – except from Pace. All in all I haven't been very impressed!

A fortnight ago however an installer brought me an analogue receiver for repair. "Oh" he said, "and you might as well have this piece of junk. It's been struck by

lightning." With that he handed me a Pace digibox.

Later, I took the cover off and looked inside. It was obvious that a massive voltage surge had come down the telephone line, as the optocoupler was in two pieces. Pace told me that they could probably repair the receiver for a standard charge. Four days later I got it back, fully working.

It took another week to get my free BBC viewing card from Sky. They said they would post me the card but didn't. They posted it the second time I phoned however. In fact they sent two, blaming the problem on their computer. They seem to employ a lot of students during weekends, so it might be better to phone during the week.

The 'BBC card' lets me watch the terrestrial TV channels (except for ITV) plus a few free channels such as Travel. The pictures are noticeably free from the annoying wavy-line interference and graininess I often see with analogue receivers. In fact I'm quite impressed by the sharpness of the pictures, though people tell me that picture quality can be poor when there's a lot of movement – during a game of football for example.

The problem is that with digital TV only one complete picture frame in every twelve produced by the camera is transmitted. In between the digibox computer receives partial information on anything that's changed in the picture, or is left to guess – it's called 'forward prediction'. Add to this the fact that all the information is compressed in other respects and it's a miracle that there's any picture at all.

Then there's the transmitted bit rate per channel used, which comes down to cost. Several channels are squeezed into each transmitted multiplex. As a result, picture quality does appear to suffer at times. ONdigital pictures are reported to be slightly better, with the bonus of having ITV as well.

## Dolby Pro-Logic

Here's a tip, whether you have a digital or an analogue receiver. The

stereo sound channels with some movies and other programmes, for example *The Simpsons*, contain Dolby Pro-Logic Surround Sound. The technicalities have been explained by Ian Martin in past issues. With a suitable Dolby Pro-Logic amplifier you can stick four loudspeakers around the room and get the full benefit. You have to hear it to appreciate how good it can sound. You can also add a centre speaker instead of using the TV set's speaker. It then sounds even better.

Some time ago I looked at the prices of these Dolby amplifiers. They start at about £300, which is a lot to pay for hyped-up stereo. Last week however I acquired an Amstrad SRD2000 for just £20. No one seems to want analogue receivers any more. Now I hadn't thought about this previously, but you can feed the stereo output of a satellite receiver into the phono inputs of an SRD2000. Press the remote-control unit's 'View source' button until 'View: Line' appears on the front-panel display and, lo and behold, you have Dolby Pro-Logic sound filling the room. Not bad for £20, eh?

The Pace MSS1000 will do the same job. There are lots of them lying around in garages. Maybe the tuner is dead, or the decoder doesn't work. No problem. Fit Relkit 10 to get the power supply working reliably and you have a Pro-Logic amplifier that would have cost you £300. It can, by the way, be used with both analogue and digital transmissions.

## Sound/vision Distribution

Something else I often get asked is "how do I get good stereo sound and pictures in my bedroom/lounge/conservatory?" I've tried several solutions that work with both analogue and digital signals and also ONdigital. First, you can buy a transmitter/receiver system from HomeBase: it sends video and stereo audio to a second TV set. This works tolerably well over a short distance, but the picture quality isn't brilliant and can vary as you move near the receiver box. I've

Further details of the leads and modifications mentioned in this article can be found at the following web page:

<http://www.satcure.co.uk/digibox.htm>

also tried sending the picture via UHF cable as normal but running a thin twin-coaxial cable upstairs to carry the audio. The cable has to be plugged into a separate stereo amplifier with speakers – you can probably buy an amplifier second-hand for a few pounds. You can feed the signals to a Dolby Pro-Logic amplifier or a hi-fi unit if you wish.

The best solution however is a triple coaxial cable that carries the video and stereo audio from the satellite receiver to a stereo TV set. The triple coaxial cable plugs into a scart socket adaptor at each end. Or you can plug the video lead into a TV set and the stereo leads into a separate amplifier.

### FTA Digital Channels

A company has just sent me a little box that plugs into a Pace digibox receiver and provides over a hundred free-to-air channels. At under £50 it's a lot cheaper than buying a second FTA digital receiver! Called the DIGImemo, it takes complete control of the digibox and responds to the remote control instead. The functions are

extremely limited: you can use up and down and buttons 0-9, that's all. For the price however it could be ideal for the school language teacher who needs access to foreign channels at home, or for the foreigner resident in the UK. A second LNB is required, mounted on a larger dish, for this system.

### Continental use of a Digibox

If you have a holiday home on the Continent and sneak across there with your digibox and viewing card the 'G-Mod' conversion is ideal. This tiny module has four wires to solder inside a digibox. It enables you to select either PAL I (6MHz) or PAL G (5.5MHz) audio. A standard UK digibox used with a Continental TV receiver produces no sound unless a scart connection is used.

### Pace MSS300

An outside broadcast producer drove all the way from London to visit me. Well, not quite: he was on his way to a 'shoot', and decided to bring along his Pace MSS300 receiver. He had bought and fitted

Jack Armstrong is willing to try to sort out readers' satellite TV receiver problems by e-mail. You can reach him via the Internet web site at:

<http://www.ukstay.com/jack>

If you have no Internet access you can write to him c/o Television, Room L302, Quadrant House, The Quadrant, Sutton, Surrey SM2 5AS. Please enclose two first-class stamps.

Relkit 9, but the pictures were then worse than before. "So-called Reliability kit" he muttered.

When I tested the unit in the workshop I found that the pictures were partly obscured by horizontal streaks, as if the picture was partly scrambled. A quick look inside revealed the cause. C140 (1,000µF, 16V) next to the tuner had been reversed and had vented, leaving the top bulged. I showed the capacitor to the broadcast producer, who was thus mollified.

## Test Case 450

Mrs Terry, a neighbouring farmer's wife and the proud proprietress of the local-produce stall, rolled on to the workshop forecourt in her LandRover. There was a 21in. Sony set strapped to the passenger seat. TechnoCrat was given the job of bringing it in and filling the job card. "Squashed picture and distorted sound" he wrote. Then he took the set straight to his workbench – times are quiet here at present workwise.

Both faults were present when the set was switched on. The picture height was about seventy per cent of normal, while the sound was at a low level, 'clipped' and distorted. There didn't seem to be any connection between the two symptoms, and the picture was correct in all other respects.

When TechnoCrat got to work with an oscilloscope he soon found that the audio waveform at pin 12 (AF output) of the multi-function chip IC101 was of low amplitude, with its peaks heavily clipped. The DC voltage at this pin was way below the 2.4V shown on the circuit diagram, so components such as the 6MHz ceramic filter could be ruled out. As the 5V supply at pin 29 was OK, TechnoCrat suspected the chip itself. In fact it was OK. He discovered that the 5.6V protection zener diode at pin 15 was leaky. A replacement restored normal sound: on then to the height fault.

There didn't seem to be anything amiss in the field output stage and the picture, though of reduced amplitude at the top and bottom, was perfectly linear. An oscilloscope check on the waveform at pin 7 of the video processor chip IC301, where the field oscillator resides, showed that its amplitude was decidedly on the low side: 1.1V peak-to-peak instead of the 1.8V peak-to-


peak specified in the manual. Was there a height control? No: the height and many other settings are stored in software in the EEPROM IC002.

The customer's remote control unit can be used to gain access to the set-up menu. TechnoCrat had no difficulty in resetting the height to the correct level. In fact at maximum (63) there was considerable overscan. This suggested that the cause of the problem was an incorrect memory setting rather than a fault in the field timebase or its power supply. Anyhow the set was now working correctly in every respect. TechnoCrat left it on soak test while he spent few hours on field service calls. It was nice to get out when the weather was so bright.

On his return to the workshop TechnoCrat was dismayed to find that all was not well with the Sony set. In fact there was no sign of the picture or sound, though power was still applied. TechnoCrat switched the set off then on again. The picture was now back, with undistorted sound, but the height was reduced and the width was excessive! It was turning out to be one of those faults. The fact that another visit to the set-up menu enabled him to restore a correctly sized picture did little for TechnoCrat's morale.

What could be altering the EEPROM settings? And what had wrecked the audio-line protection diode? There were no dry-joints in the power supply or the 5V regulator circuit, and an assault on the PCB with a heavy-handed screwdriver brought nothing to light. By mid-morning next day a correct diagnosis had been achieved. What was ailing the Sony set, and what was the cure? For the answer, turn to page 499.





# Promoting Your Business

Do local residents know about your business and what you can offer?

There are many ways of building awareness, without which you may not survive – and certainly won't thrive. Paul Smith, who has tried most of them, outlines the pros and cons

**T**here are many ways in which you can increase business for a local repair service. Some represent good value for money while others may not even provide a full return on your investment.

The best promotion for any service-type business is word-of-mouth referrals – when a satisfied customer points others in your direction. It costs nothing, and usually means that the new client has a positive attitude towards you before you even do any work for them.

To expand your customer base further, or if you have only recently set up in business, you may need to advertise your business. There are several ways in which this can be done.

## Advertising

The first is to use leaflet drops. Flyers, usually A5 size, can be delivered to households in your area, either personally – if you have time on your hands – or with newspaper deliveries, by the post office or firms who specialise in this. Typical costs are as follows: to print one colour on a single side, £180 per 10,000; to deliver, from £20

per 1,000. If a peel-off sticker is included on the leaflet, this form of advertising will provide new customers even years later.

The second possibility is to place a box advertisement in the service section of your local newspaper. This works best if the wording is kept to a minimum and the copy is repeated with every edition of the paper. Costs vary depending on the number of copies printed, but discounts (typically 20 per cent) can be obtained if you pre-book your advertisement to run for a specific period of time. Typical cost for a weekly paper is £15.

National newspapers can now accommodate regional advertising, but a large geographical area is still involved. Hence this approach would mainly benefit a company with several branches.

If you provide a specialist service, for example the repair of multi-layer PCBs or the supply of technical manuals, consider an advertisement in the appropriate trade or hobby magazine. These magazines are national or even worldwide, and are suited to businesses conducted by mail-order

Video covers are a possibility:



most video rental stores carry advertising on their cassette cases. Expect to pay about £10 per week for an average/large store, with a minimum commitment of two years (£1,000). Discounts of up to 20 per cent should be possible when the total is paid in advance. You may also be entitled to free tape rental and a poster inside the store. Contact the local manager.

Local business directories list all the services in your area. They are produced by Chambers of Commerce, local councils or business agencies, and an entry may be free. If payment is required, check on distribution numbers and method of provision, for example door-to-door or held in public buildings. Schools, doctors' surgeries and hospitals also provide information, e.g. booklets, that is paid for by advertising.

A single-line entry in *Yellow Pages* is free for each business number registered. If you provide services that are listed under different categories in the directory, use the free entry for one and pay for display advertising in the others. Cost depends on area coverage. For a 6cm box, expect to pay about £500 a year.

Some voluntary groups, including advice centres, maintain a list of local service providers they can recommend – as well as one for businesses to avoid. Go for the former!

Placing a poster or card in a shop window (display advertising) is cheap – about 50p per week. Signwriting or magnetic boards on the side of your field service vehicle can bring instant business from neighbours while a call is being made. A label on each repaired appliance will also ensure that your telephone number is ready to hand for existing customers.

**Contracts**

Places where large numbers of TV sets and VCRs are held, such as hotels, hospitals, nursing homes and schools, can be the source of a regular supply of work. A formal contract may not be necessary, so long as the person responsible for requesting service knows where you are. A letter or telephone call, followed perhaps by a personal visit, is normally sufficient to obtain business. If you repair or decode car radios, pass your details to local garages.

**Table 1: Comparison of business promotion methods.**

| Method                 | Cost          | Response  |
|------------------------|---------------|-----------|
| Leaflet drops (flyers) | Moderate      | Very good |
| Newspapers             | High          | Very good |
| Magazines              | High          | Good      |
| Video covers           | High          | Poor      |
| Directories            | Free-high     | Good      |
| Local agencies         | Free          | Moderate  |
| Display advertising    | Low           | Good      |
| Contracts              | Low           | Good      |
| Trade customers        | Low           | Very good |
| Press releases         | Free          | Moderate  |
| Gifts                  | Moderate-high | Moderate  |
| Talking Pages          | High          | Poor      |

**Trade Customers**

Independent retailers that do not employ their own engineers usually subcontract out their servicing work. Payment for repairs under guarantee does not carry a high profit, but check on the supply of free manuals and technical back-up. A retailer that does employ an engineer may need to pass work out at busy times or require specialist services, for example the repair of camcorders.

**Press Releases**

Send details of any activity that shows your business in a positive light and/or is newsworthy to your local newspaper as a 'press release'. Examples could be 'local charity benefits from fund raising' or 'special opening times during holiday periods'. Send the details as soon as possible after the event, or with plenty of notice for something that's scheduled to take place. If appropriate, provide a photograph.

**Gifts**

Pens, keyfobs, calendars and diaries can carry your message and telephone number. They make handy loyalty presents for your customers. Prices start at about 25p for each pen, which includes engraving. Contact National Pen Ltd. on 0990 134 204.

**Talking Pages**

This is an associate company of *Yellow Pages*. You pay between £20-£30 per month to be on-line, with a minimum commitment of one year. Potential customers use a freephone number and are given details of three local businesses that may be able to provide what they need.

**In Conclusion**

To expand or, in some cases, just to survive you need to promote your business. During the last decade or so I've tried each of the methods outlined here at various times. They all work, but to a varying degree. I have found that the cheaper or free methods of advertising are more successful than those costing hundreds of pounds. Table 1 shows this.

**BACK ISSUES**

We have available a limited stock of the following back issues of *Television*:

**1997** January, February, March, April, May, June, July, August, October and December

**1998** January, February, March, April, May, June, August, September, November and December

**1999** January, February, March, July, September, October, November and December

**2000** January, February March, April and May


Copies are available at £3.50 each including postage.

Send orders to:

Reed Business Information Ltd.,  
Television Back Issues,  
Room L302, Quadrant House,  
The Quadrant, Sutton,  
Surrey SM2 5AS.

Make cheques/postal orders payable to  
**Reed Business Information Ltd.**





# Satellite Notebook

*Reports from  
Hugh Cocks  
and  
Michael Maurice*

## **BBC Prime**

BBC Prime, an entertainment channel for Europe and Africa, has been running for a number of years. It started life as BBC TV Europe back in 1989. If you have access to the internet, you can find more information on it at [www.bbcprime.com](http://www.bbcprime.com)

The channel is available as part of various encrypted digital packages, and also as a stand-alone channel for private customers across Europe. These are the people who will be affected by a change that will shortly take place.

In recent times the signal has been transmitted in D2-MAC form, with Eurocrypt scrambling, via Intelsat 707 at 1°W – it transferred there from the Intelsat craft at 27.5°W in 1997. Transmission of the D2-MAC signal is due to end in mid-May, after which the channel will be available only in digital form via Hot Bird 5 at 13°E. The digital signal has been transmitted for several years, but has been used mainly by cable companies and digital package providers who receive and redistribute it.

The digital encryption used is Viaccess. The easiest receiver to use is the Nokia 9800 with embedded Viaccess – a second card/conditional-access slot is available for other systems. An external Viaccess module can be used with other receivers. I understand that more manufacturers will have receivers with embedded Viaccess in the near future.

The BBC Prime digital transmissions are at 11.131GHz, with vertical polarisation, the low symbol rate of 5,632 and 3/4 FEC. It's a standalone digital signal – referred to as a single channel per carrier, or

SCPC, signal – in contrast with the more common multiple channel per carrier system used by SkyDigital etc.

The Nokia 9800 will do a 'network search' to find all channels available at 13°E. Alternatively the BBC Prime signal parameters can be entered directly. The receiver should then go straight to BBC Prime. Apart from Bloomberg UK and NBC Europe there aren't many other clear digital English-language channels available via Hot Bird at present. Digital free-to-air signals seem to change continuously – for up-to-date channel information go to [www.lyngsat.com](http://www.lyngsat.com) if you have internet access.

After going through the contract application routine with the BBC a card will arrive. When you insert it in the Nokia receiver's card slot pictures should immediately appear. Information on the card subscription is available from a menu, and card authorisation is updated every month. If the card is removed from its slot, the picture takes a relatively long time to disappear. These features are similar to MAC operation. **H.C.**

## **Diplexer Problems**

Mr MacPherson had reception problems after buying a new widescreen TV receiver, apparently because the cables behind the TV cabinet had been disturbed. He gave us a call in desperation.

The cause of the problem seemed to be to do with a wall-mounted UHF/satellite IF diplexer. When the cables connected to this were moved, the sparklies present on the analogue Sky News signal varied dramatically. There was a mass of wires behind the cabinet. A

UHF amplifier could just be seen buried beneath the 'spaghetti'.

I decided that the best course of action was to pull the cabinet out, try to find out what all the wires were doing, then start afresh. After some detective work I discovered that the incoming terrestrial TV signals were fed to the satellite TV receiver's RF input, see Fig. 1(a). They then went to the small UHF distribution amplifier. One output from this was connected to the main TV set. The other output went to the previously-mentioned UHF/satellite IF diplexer, which was connected via a single coaxial cable to another diplexer under the stairs. This was connected to the cable from the dish (satellite IF) and a four-way UHF splitter that fed other TV outlets around the house.

The cause of the trouble was soon found to be poor braiding contact at the coaxial cable input to the wall-mounted diplexer from the UHF amplifier. The problem was cured by replacing the coaxial plug at the end of the cable. Because of the intermittent braid contact, the high-gain UHF amplifier must have been going slightly unstable, producing interference in the satellite IF band and thus the varying sparklie effect on the screen.

As the incoming terrestrial TV signals were strong I decided, to prevent any further interference, to fit the UHF distribution amplifier in the cupboard under the stairs and install a two-way RF splitter after the satellite receiver, with one output feeding the main TV set and the other going to the distribution amplifier at its new location. A scart lead was added between the satellite receiver and the TV set to

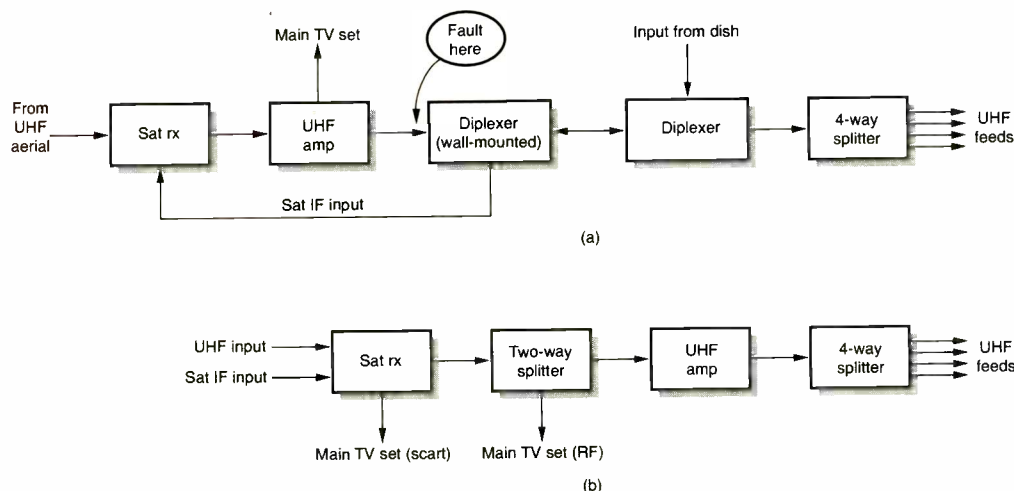


Fig. 1. Original signal connection/distribution arrangement (a), revised arrangement (b). See diplexer problems.

give improved satellite picture quality. Fig. 1(b) shows the revised arrangement.

**Pace PRD800**

The picture went off after half an hour – but only when the cabinet was fully assembled! When the fault was present the receiver wouldn't respond to remote-control commands, and if you retuned the TV set you got a blue screen. I first suspected the Nicky chip, but this was blameless. I next tried replacing the microcontroller and EEPROM chips, which were also innocent. The cause of the fault was the microcontroller chip's 4MHz crystal X1. M.M.

**Amstrad Digiboxes**

I've come across several cases where herringbone patterning has been experienced on terrestrial channels following the installation of a SkyDigital receiver. The digital receiver has been the cause of the interference – proved by unplugging the box and looping the aerial feeds through. In one case the Amstrad digibox was replaced with a Pace box. This cleared the problem. M.M.

**BT SVS300**

This receiver was dead after a power cut. The primary side of the power supply resembles that in earlier Amstrad receivers. Once the 200µF, 35V and the two 1µF, 63V electrolytic capacitors had been replaced the receiver was OK. M.M.

**Nokia SAT780**

This receiver was dead because water had got in via the aerial cable. It had eaten through the mains filter choke and damaged diodes DS612-615. The receiver worked once I'd replaced these

items, cleaned out the RF converter and replaced one of its connector pins.

A few weeks later the receiver was brought back, again because it was dead. This time there was 330V across the mains bridge rectifier's reservoir capacitor and the chopper transistor but there were no other signs of life. Nokia has a kit which consists of about twenty components including the semiconductor devices. Fitting this kit provided a complete cure. M.M.

**Pace MSS500**

The customer phoned to complain that his receiver wouldn't decode most of the encrypted Sky channels, including the soft-encrypted ones such as Ch. 5 and QVC. I would feel guilty about charging someone just to carry out adjustments in the customer menu. So, having established that the customer knew about the menus, I told him to check the contrast, which should be set at 4 or more and which I normally set and store at 7 or 8. Five minutes later the grateful customer phoned back. All was now well. M.M.

**Pace PRD800**

The fault with this receiver was present on encrypted channels only. When the receiver had warmed up there was a scrambled picture with no decoder messages (card removed). In this version there was a TEA2029C chip on a sub-PCB that's connected to position U18 on the main PCB. It's used as a

sync separator. Heating and freezing this chip made the fault come and go, but a replacement failed to cure the fault. Eventually I removed the chip and its PCB and fitted the original type TEA2130 (part no. DS173019). I also replaced crystal X7. A prolonged soak test proved that the decoder was now working correctly. M.M.

**ONLINE SHOPPING CHEAPER AND EASIER**

[www.elclondon.co.uk](http://www.elclondon.co.uk)

TV, VIDEO SPARES AND ELECTRICAL ITEMS

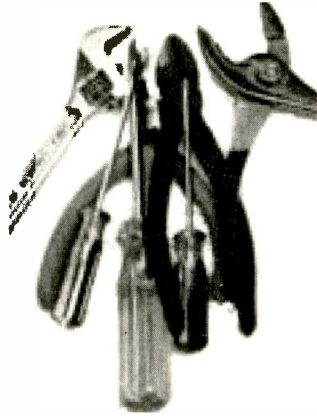


**ELC EAST LONDON COMPONENTS**  
 59/63 PLASHET GROVE, LONDON E6 1AD.  
 TWO MINUTES WALK FROM UPTON PARK TUBE STATION

TEL: 020 8472 4871 OR 020 8472 8899  
 FAX: 020 8503 5926

E-mail: [sales@elclondon.co.uk](mailto:sales@elclondon.co.uk)





# John Edwards' Casebook

## Naiko CTVN2097NTX

The nice young man at the other end of the phone said his TV made cracking noises and "didn't smell nice". He explained that it would be only a minor problem, because the set was just out of warranty. As he lived within a mile of the workshop, I offered to collect it at no charge.

When I switched the set on the line output transformer produced a beautiful firework display. The familiar aroma of ozone filled the air. Provided there had been no damage to anything else and I could obtain a replacement transformer, it looked like a routine job. As with so many of the sets that come into the workshop nowadays, I'd not come across this brand before. But I found, by luck, that the transformer is readily available from HRS.

So I phoned the nice young man to give him the price details, expecting a simple yes or no to go ahead (usually no these days). Instead, I was subjected to a barrage of questions.

"It's only two days out of warranty, can't you get the maker to foot the bill?"

I explained that I couldn't.

"This is bloody ridiculous. I'm not paying anything. It must have been faulty from new. What do you think?"

"I try not to."

"OK. Can you write me a letter to send to the maker explaining what's wrong with the bloody thing?"

"Certainly. I charge £25 for a technical report."

I thought the phone was about to explode. Then he turned on me.

"You're all the \*\*\*\*\* same. Talk about watching each others' back."

I knew that the job had gone pear shaped and that nothing I could say would alter the situation. So I invited him to collect his set at no charge.

"What! You collected the bloody thing, you \*\*\*\*\* well bring it back."

I've been thirty years in this trade, trying to give good value for money. From time to time there has been abuse from customers, and I've regarded this as just part of the job. But my attitude has changed over the past couple of years. Now, sometimes, I let go and tell the punter exactly where to put his property. I feel much better afterwards, and there's less chance that I will suffer a heart attack through bottling up all my aggression.

Strangely, on this occasion it calmed the situation down. The young man came to collect his set and actu-

ally apologised for being so rude. Now there's a first!

## Saisho CT144R

There was no red in the display. After quickly exonerating the circuitry on the tube base panel I turned my attention to the TA8659AN colour decoder/timebase generator chip, which produces RGB outputs at pins 41, 42 and 43. Voltage checks showed that there was 3V at pins 42 and 43 but nothing at the red output pin 41. The obvious thing to do was to replace the chip, but after doing so there was still no red.

I then connected the colour-bar output from a pattern generator to the aerial input socket and sprayed around the chip. As I'd hoped, the red colour bar appeared then just as quickly disappeared. More careful spraying of individual components, with pinpoint accuracy, revealed that one of the three 0.4µF capacitors connected to pins 44, 45 and 46 was very touchy. These are clamp reservoir capacitors. I decided to replace all three, after which there was no further trouble with the colour.

## JVC C21M3EK

The line frequency was way off and the field scan did not quite reach the bottom of the screen. I marked the position of the HT preset control's wiper, then increased the HT. Once it had risen by about 15V the picture became normal.

When I checked the components in the power supply I found that the only discrepancy was with R421. It read about 5Ω instead of 0.68Ω. As I didn't have the correct value in stock I fitted two 1Ω resistors in parallel. Bingo! The picture was back to normal with the wiper of the HT preset restored to its original position.

## Beko 20320NX

The symptom was most alarming, and at first sight the cure was not all that obvious. Not to me, anyway.

There was severe line tearing at the top of the picture, extending across the full width of the screen. This tearing gradually diminished as the scanning proceeded downwards. At about the centre of the screen the effect had the appearance of a faint hum bar or horizontal striation that extended across two thirds of the picture width. The picture was normal from there to the bottom of the screen. Most odd.

The cause of this strange symptom was the 220Ω resistor that's connected across the scan coils, on the neck of the tube. It was open-circuit.

# Alan Dower Blumlein

Of the men who were responsible for the development of the Marconi-EMI high-definition television system in the early 1930s, the name of Alan Dower Blumlein stands out. He was one of the most remarkable and significant engineers of the twentieth century. Yet, following his death in 1942, his work was shrouded in secrecy. He received neither obituary nor tributes. This article is based on Robert Alexander's book, which is the first comprehensive Blumlein biography

**S**hortly after 4.20 in the afternoon on Sunday, 7 June 1942 – a glorious summer's day, clear skies, warm sunshine and perfect visibility for flying – a Halifax bomber crashed into the steep hillside of a valley just north of the River Wye near the village of Welsh Bicknor in Herefordshire. All of its eleven occupants were killed in the enormous fire that engulfed the aircraft on impact.

Of the scientific personnel who died that day, Alan Dower Blumlein stands out as possibly the greatest loss. "A national tragedy," one of his colleagues would call it. At a time when rapid advances were being made in many fields of science, Alan Blumlein was, without doubt, one of the most brilliant research and development engineers.

Born in Hampstead in June 1903, Blumlein had graduated from City & Guilds in 1921 with a first-class degree in heavy electrical engineering. This in itself would not bear mention were it not for the fact that, by the age of thirteen, the precocious and often eccentric young Blumlein could still not read or write.


He simply found no need to be able to write. As with all things in his life up to this time, if he saw no need, he showed no interest. It was only through sheer determination that Alan Blumlein set himself the task of learning to read detailed reference books on his chosen subject, realising the need for this in order to advance his passion for everything electrical.

## After a slow start...

Blumlein's career initially took gradual steps. In 1925, he co-published an elementary paper on electrical principles in *Wireless World*.

Though presented the following year to the IEE, and subsequently awarded a Premium for the work, Blumlein would only return once to the printed word to enlighten the world about his thinking.

Following a short but eventful career with Standard Telephones & Cables, during which he applied for the first of his 128 patents, Alan Blumlein applied for a position at The Columbia Graphophone Company. This was in early 1929. While at STC he would meet his employer, mentor



and later friend, Isaac Shoenberg, who subsequently became Sir Isaac.

Shoenberg was looking for an engineer to design and construct a recording mechanism that would overcome the patent that Bell Laboratories was imposing on everybody in the record making business.

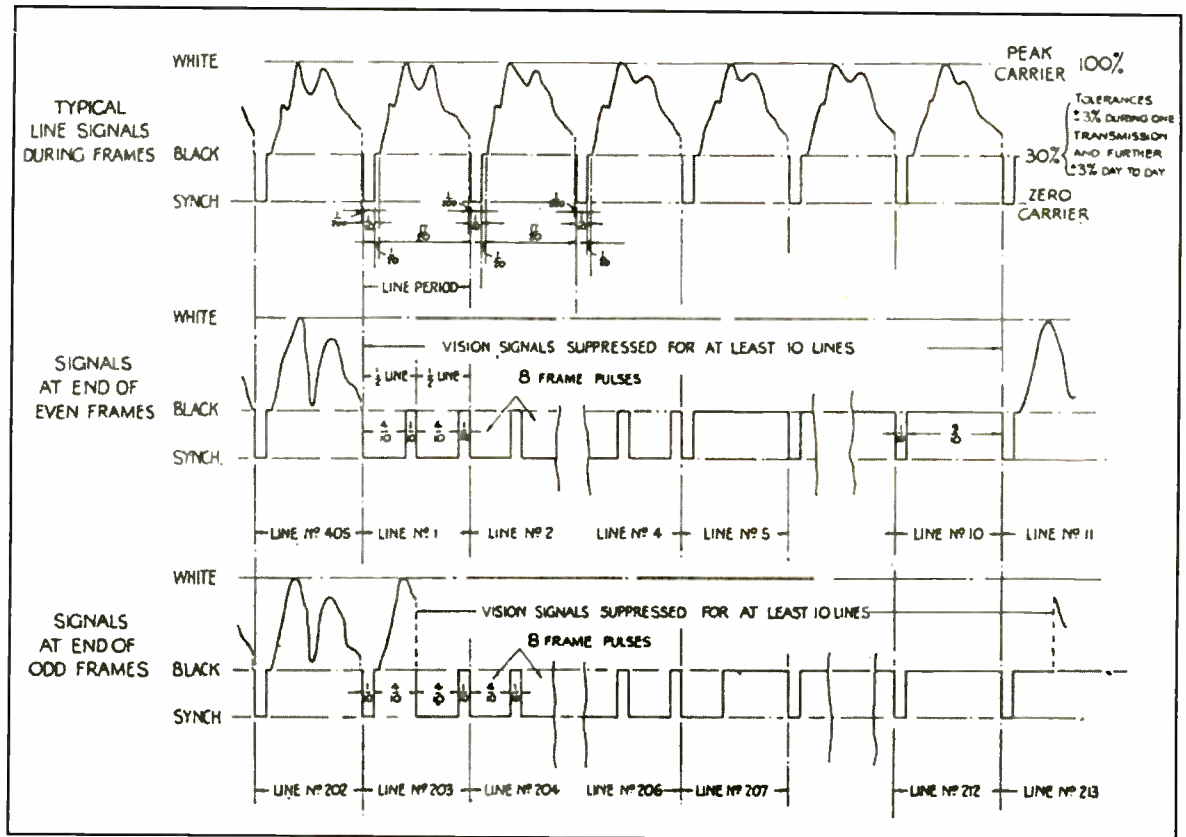
Blumlein set about designing the elements of a recording and reproducing system. By 1930, this system had successfully bypassed the Bell patent and went on to earn Columbia a fortune.

One day in 1931, while at the

**Bernard Greenhead with the prototype Emitron camera at EMI Hayes, 1935.**



**The Marconi-EMI  
high-definition  
television system  
transmitted  
waveform.**



cinema with his fiancée Doreen, Blumlein enquired of her if she had noticed how the voice of the person on the screen only ever came from one place. Not being of a technical nature, Doreen said that she had not. "Well, I have a way of making the voice follow the person", Blumlein replied.

This casual remark was the first indication of the train of thought which would lead to Alan Blumlein's 'Binaural Sound' patent – arguably his best – and certainly to become one of the most important advances in audio engineering of the twentieth century.

**But humans have two ears!**

Binaural Sound is of course known today as stereo. It works on the basis that human beings have two ears which, because of their position at each side of the head, receive sound at slightly different times.

Alan Blumlein ingeniously

accommodated the basic concept of binaural sound using electronic circuitry and two loudspeakers. Unfortunately, it was so far ahead of its time, in 1931, that many of his colleagues at EMI did not realise its full potential. EMI had been formed earlier the same year when Columbia and HMV had merged.

Blumlein continued with this work for several more years. He made the first stereo recordings and also the first stereo films before binaural was shelved for technical reasons.

**Quest to develop TV**

By this time, EMI had become involved in the quest to develop a television service.

In 1934, the government formed a committee to investigate the potential of television. This committee concluded that a British television service should be developed by the end of 1936.

Two companies stood out among those tendering systems for the television service. Baird Television, founded by John Logie Baird, was one of them. He had persisted with a mechanical projection method. Despite its ingenuity this system produced poor quality pictures and was inflexible.

The other company, Marconi-EMI, had decided to work with an all-electronic method of picture transmission and reception. It involved cathode-ray-tube technology, which was then still in its infancy.

Several seemingly insurmountable problems presented themselves to these pioneers. Not least of these was that in many cases the entire electrical circuitry of the system needed to be invented from scratch.

Luckily, EMI possessed an extraordinary set of individuals who, as an engineering team, managed to invent, construct and demonstrate a fully working television system in the now quite unbelievable period of just fourteen months.

As leader of the team in charge of developing the circuitry for the new system, Alan Blumlein had possibly the most exacting task. Yet from this period of his life more than half of his 128 patents were to emerge, with many of them critical to the eventual 405-line television system that the BBC adopted.

November 1936 saw the start of a

**Chain Home**

Chain Home was a series of 300-foot high radio transmission and reception towers which started to appear at strategic points along the coastline of Britain from late 1937. Eventually they stretched from Scotland in the North right around the coast as far as Cornwall.

Constructed during the last few years of peace, the Chain Home system was finished just in time for the outbreak of war in September 1939. It played a vital role during the Battle of Britain the following summer.

The system gave enough of an early warning for the RAF Spitfires and Hurricanes to intercept with great accuracy and speed the attacking German aircraft as they approached.

three month trial involving transmissions from Alexandra Palace. The Baird and Marconi-EMI systems transmitted on an alternate basis.

By spring 1937, following the conclusion of the trial, the government and the BBC chose the Marconi-EMI system which had proved far superior to Baird's.

### Who invented television?


It is a curious irony that to this day many consider John Logie Baird to be the inventor of the television. Baird never actually claimed this. His mechanical television technology proved to be impractical for a high-definition system.

It was the team at EMI, whose numbers included Alan Blumlein, that should be given the credit for the 'invention' of what we know as television.

As a testimony to the team's work, 405-line transmissions actually continued until 1986, much as they had during those first trials at Alexandra Palace some fifty years earlier. Originally, the 405-line service was only intended to run for a few years before being updated.

With war in Europe looming, much attention was being directed towards a method of early warning against attack from the air.

The first practical method of electronic radio detection finding – or Radar as it would eventually be known – had been demonstrated by



Sir Robert Watson-Watt in early 1935. These experimental radio detection finding systems were shrouded in great secrecy. They, and their subsequent developments, had led to the construction of the Chain Home system described in the panel.

### Yet no obituary followed his death

Following his death, Alan Blumlein's work was shrouded in secrecy. No obituary appeared and no tribute was given. For many years, various people promised a biography of this most

extraordinary engineer, but none was forthcoming. As time passed, those who knew him personally grew old and died; and today but a few remain.

Imagine a world that did not have a record of Faraday, Whittle, Maxwell, Edison or Bell. Given time, Alan Dower Blumlein will receive the credit he deserves. It was for this reason that I wrote his biography.

Without a doubt, Alan Blumlein is one of the most brilliant engineers of the twentieth century, and one that the twenty-first century will finally recognise.


*The prototype Marconi-EMI transmitter being assembled at EMI Hayes, 1935, before installation at Alexandra Palace.*



*The Marconi-EMI system at the opening of the London Television Service, Monday, 2 November 1936. Left to Right: Lord Selsdon, chairman of the Television Committee; Major Tryon, Postmaster-General; R. C. Norman, chairman of BBC; Alfred Clark (standing) chairman of EMI.*



# BOOK TO BUY



Post your completed order form to:-

Jackie Lowe, Room L514, Quadrant House,

The Quadrant, Sutton, Surrey, SM2 5AS

Phone your credit card order: 020 8652 3614

Fax your completed order form to 020 8652 8111

UK Price: £17.50 Europe £20.00 ROW £22.00

Paperback price includes delivery

## How to pay

(Blumlein) paperback

I enclose a cheque/bank draft for £ \_\_\_\_\_  
(payable to Reed Business Information)

Please charge my credit/charge card

Mastercard  American Express  Visa  Diners Club

Credit Card No: \_\_\_\_\_ Expiry Date: \_\_\_\_\_

Signature of Cardholder \_\_\_\_\_

Send my order to: (please use capitals)

Name \_\_\_\_\_

Address \_\_\_\_\_  
\_\_\_\_\_  
\_\_\_\_\_

Post Code \_\_\_\_\_ Tel: \_\_\_\_\_

**T**his book is the definitive study of the life and works of one of Britain's most important inventors who, due to a cruel set of circumstances, has all but been overlooked by history.

Alan Dower Blumlein led an extraordinary life in which his inventive output rate easily surpassed that of Edison, but whose early death during the darkest days of World War Two led to a shroud of secrecy which has covered his life and achievements ever since.


His 1931 Patent for a Binaural Recording System was so revolutionary that most of his contemporaries regarded it as more than 20 years ahead of its time. Even years after his death, the full magnitude of its detail had not been fully utilized. Among his 128 patents are the principal electronic circuits critical to the development of the world's first electronic television system. During his short working life, Blumlein produced patent after patent breaking entirely new ground in electronic and audio engineering.

During the Second World War, Alan Blumlein was deeply engaged in the very secret work of radar development and contributed enormously to the system eventually to become 'H2S' – blind-bombing radar. Tragically, during an experimental H2S flight in June 1942, the Halifax bomber in which Blumlein and several colleagues were flying crashed and all aboard were killed. He was just days short of his thirty-ninth birthday.

For many years there have been rumours about a biography of Alan Blumlein, yet none has been forthcoming. This is the world's first study of a man whose achievements should rank among those of the greatest Britain has produced. This book provides detailed knowledge of every one of his patents and the process behind them, while giving an in-depth study of the life and times of this quite extraordinary man.

## Contents

Earliest days  
Telegraphy and telephony  
The audio patents  
Television  
EMI and the Television Commission  
The high- definition television period  
From television to radar  
The story of radar development  
H2S - The coming of centimetric radar  
The loss of Halifax V9977  
Legacy  
To Goodrich Castle and beyond



# TV

## Fault Finding

Reports from  
**Kevin Green, TMIIE**  
**Glyn Dickinson**  
**Andy Barkley**  
**Paul Smith**  
**Michael Dranfield**  
**Michael Maurice and**  
**Pete Gurney, LCGI**

### Philips L7.2EAA Chassis

A number of these sets have come into our workshop, all with the same fault: the set starts up for a split second, with the front LED lighting then going brighter, after which the set shuts down. In every case R3451 has been open-circuit because of failure of the field chip IC7401.

It's worth checking D6468 as well, and we have recently been informed of an upgrade to the field circuit: add a 51V zener diode between pins 4 and 5 of IC7401, with the cathode to pin 5. **K.G.**

### Mitsubishi CT25MITX

The symptom gave the impression that there was a fault in the field timebase, as the field was very unsteady and tended to roll. But there was also a bend in the verticals at high contrast levels, suggesting that the cause lay elsewhere. In fact the culprit turned out to be C906 (47 $\mu$ F, 25V) in the power supply. **K.G.**

### Sharp 51AT-15H (5BSA chassis)

The cause of most odd faults with these sets, such as field cramping, patterning, poor or no remote con-

trol action or intermittent line output transistor failure, is C713 (1,000 $\mu$ F, 16V) in the power supply. It's the reservoir capacitor for the -10V line. You will usually find that it looks distressed. It's a good idea to fit a replacement whenever one of these sets comes in for repair. **G.D.**

### Samsung CI593CN

This new set came in as DOA – Dead On Arrival. When it was checked there was obviously power and EHT. Then a blue screen suddenly appeared and the set could be tuned. While on test the volume counted up to 100, then the channels started to count down.

I started to suspect the micro-controller chip, but all was well when I disconnected the front panel controls. Unusually, the five controls are part of a resistive ladder – not unlike old wired remote-control systems. I discovered that the cause of the problem was the volume down switch, which was varying in resistance. To be on the safe side I changed all five controls. **G.D.**

### Matsui 20V1R (Grundig CUC7301 chassis)

This set was almost dead: there was a slow, tripping noise, and the LED was flashing. When a dummy load was connected to the HT supply the output voltage fell to zero, so the chopper circuit was investigated. I eventually found that the HT preset R654 (470 $\Omega$ ) was open-circuit. **G.D.**

### Bush 2157NTX (Onwa chassis)

This set had low HT rather than the high HT we have come to expect. The cause of low HT can be the 0.68 $\Omega$  resistor in series with the HT rectifier. On this occasion however the voltage at the input to the HT switching circuit was correct

(112V) but the voltage at its output was low. The 2SC2335 switching transistor didn't look too pleased about the situation. The basic cause of the fault was the 100k $\Omega$  resistor in the switch's drive circuit – it had gone high in value – but I replaced the 2SC2335 and 2SA1013 transistors as well as they had been overheating. The fault could occur with any set that uses an Onwa chassis with this on/standby switching circuit. **G.D.**

### Philips 14PV170/05 televideo

There was a chicken-and-egg problem with this set: was the cause of the trouble in the VCR or the TV section? The symptoms were no picture and a tape stuck inside, with the mechanism pulsing. After a short while the tape would load, then start lacing and unlacing with the front LED flashing. Luckily my first move was to disconnect the supply to the line output stage, after which the video mechanics worked normally. A new (and fairly expensive) line output transformer was required. **G.D.**

### Hitachi C2564TN (G100 chassis)

We frequently get these sets with a short-circuit line output transistor (Q703) and/or a faulty diode (D704) in the EW modulator circuit. These items are on the separate EW subpanel. A new BU808DFI transistor and BY228 diode usually restores the set to life – but not for long. The culprit is the EW filter coil L651 on the power PCB, though the subpanel should be thoroughly inspected for dry-joints and the EW loading coil L650 and transistors Q651 (BU801) and Q652 (BC548B – on the power panel) checked.

A quirk of this set is that if teletext is selected and the aerial is



then disconnected, the picture will slowly expand as the line frequency decreases. It then stabilises but Q703, which runs hot normally, overheats under these conditions – or with no signal input. The line timebase frequency takes a second or two to settle after signal interruption: any longer and crystals X519 and X520 need to be replaced as they can also cause failure of Q703.

For reliable repairs in the line output stage it's vital to use parts supplied by Hitachi. **G.D.**

### **Alba CTV841 (Late Onwa chassis)**

There was no picture. When the setting of the first anode control was advanced there was an over-bright but good picture. This suggested a fault in the beam-limiter circuit, where R430 (180k $\Omega$ ) was found to be open-circuit.

To be on the safe side I uprated the electrolytic capacitors in the power supply at the same time. **G.D.**

### **Mitsubishi CT28BW2B (EE3 chassis)**

For a smeared, low-contrast picture, or a virtually white screen with fly-back lines, check R686 on the tube base panel. The value is usually 1.8k $\Omega$ . **A.B.**

### **Sharp SV287XH**

This set would shut down to standby at switch on. There was also a smell of burning. Close inspection of the PCB led me to R518 (a 2.2 $\Omega$  safety resistor) which emitted a small wisp of smoke each time the set tried to start.

This resistor is in the supply to the LA7831 field output chip IC501, which had failed because C521 and C522 (both 100 $\mu$ F, 35V) had gone open-circuit. **P.S.**

### **Hitachi C2846TN**

The customer's complaint was that for the first hour the set would shut down to standby every few minutes. After that it remained on all day. I dealt with the usual dry-joints at the voltage regulators, but the problem persisted. During the course of a PCB examination using a strong magnifying glass I discovered a dry-joint at R719 which, with R718, forms a potential divider to monitor the voltage conditions in the line output stage for the protection system. The set was shutting down because of an increase in the voltage at the gate

of thyristor Q704 whenever R719 in effect became open-circuit.

It is worth removing the chassis from its plastic housing before dry-joints are tackled in this series of models, as some potential problems are obscured by the cross supports. **P.S.**

### **Sharp DV59083H (D3000 chassis)**

This set would trip because of high-voltage arcing from the line output transformer. Once the LOPT had been replaced the set would still shut down because R628 (1k $\Omega$ ) and R746 (22k $\Omega$ ) in the beam-limiter circuit were high in value. The set remained on when these resistors had been replaced, but produced a dull, barely visible picture. The cause was C606 (0.22 $\mu$ F) in the beam sensing circuit. C606, which is connected between pins 6 and 7 (chassis) of the LOPT, was leaky: it had presumably been damaged by the original arcing. **P.S.**

### **Samsung CI5013T (P58C chassis)**

This set was dead though there was 320V across the mains rectifier's reservoir capacitor and at the collector of the chopper transistor. A visual check revealed that C816 (2,200pF, 1kV), which is connected in parallel with the chopper transistor, was split. In addition, C808 and C813 (both 100 $\mu$ F, 16V) were low in value and C817 (100 $\mu$ F, 25V) was open-circuit. Once these capacitors had been replaced the set came on in standby. When I pressed the channel-up button the set came on, but there was a distinct lack of contrast and the control had no effect. R210, which is part of the beam-limiter system, was open-circuit. Its value is 120k $\Omega$  (133k $\Omega$  in 14in. versions). There was a good picture once this resistor had been replaced. **P.S.**

### **Alba CTV3400**

This set had top field foldover – it was worse from cold. The cause was traced to the HT voltage, which was low at 96V. There was 115V at the collector of the standby switching transistor Q507, but its base voltage was only 96V. The driver transistor Q506 turned out to have an open-circuit junction. A 2SA1013 proved to be a suitable replacement. **M.Dr.**

### **Sharp C66CS-D8H**

This set was dead with the line output transistor getting red hot.

We've had these symptoms before with the 51cm version of the chassis, the cause being the line output transformer. As there was no voltage at the tube's EHT connection, it seemed reasonable to assume that the transformer was indeed faulty (with a short-circuit rectifier diode fed from the LOPT there is usually some voltage at the EHT connector). But the diagnosis turned out to be an expensive mistake, as a replacement LOPT made no difference.

The cause of the fault was eventually traced to D609 (1N4933). It had a high forward resistance that could be varied by pulling the lead-outs (while monitoring with an ohmmeter). Strangely, this diode supplies the collector of one of the transistors in the line driver stage, from a winding on the LOPT: there was a squarewave drive at the base the line output transistor, but no EHT output was produced by the transformer.

As D609 can read OK but be faulty when passing current, I would recommend its replacement whenever a set fitted with the CS chassis comes into the workshop. **M.Dr.**

### **Philips CP90 Chassis**

If the crowbar thyristor 6696 fires intermittently from cold, with the result that the set trips, and there is no HT supply fault, replace C2700 (4.7 $\mu$ F, 63V) which decouples the thyristor's gate. **M.Dr.**

### **Sharp 51AT-15H (5BSA chassis)**

A reduced supply voltage to the MC44007 multifunction chip IC801 (video and chroma processor and timebase generator) is the usual cause of incorrect line frequency with these sets. On investigation however the first item I noticed was C713 (1,000 $\mu$ F, 16V) in the chopper power supply. It had turned black and was open-circuit. But after replacing it the fault was still present. Further checks revealed that most of the reservoir capacitors in the power supply were faulty: C712 (220 $\mu$ F, 16V), C714 (470 $\mu$ F, 10V), C716 (100 $\mu$ F, 16V) and C719 (470 $\mu$ F, 35V) all had to be replaced, also C604 and C622 (both 220 $\mu$ F, 10V) in the line driver stage.

As this set had been brought in by another dealer I don't know where it had come from, but its internal appearance gave me the impression that it had been running 24 hours a day. **M.Dr.**

**Ferguson D59F (ICC9 chassis)**

If one of these sets won't come out of standby, unsolder pin 19 of the STV2160 colour decoder/timebase generator chip IV01 and try again. If the set now comes on, the cause of the fault is in the trip circuit. The culprit is usually TP66 (BC858B), even if it tests OK. For good measure however I usually replace TP67 and TP69 (both type BC848) as well. They are all surface-mounted transistors. This fault can also be intermittent.

Don't forget to resolder pin 19 of IV01. **M.Dr.**

**Sharp DV5132H**

This set wouldn't come on and the front LED was flashing between red and green. It came on when the Nicam board was unplugged, but with no on-screen graphics. This was a red herring however – one that caused me a lot of wasted time. A Nicam panel from a similar set was tried, but the fault condition remained as before. The cause of the trouble was eventually traced to

the 0.33Ω safety resistor R751 in the power supply (secondary side). When I checked it I got a reading of 0.66Ω.

Obviously the cause of the fault was current limiting in the power supply. This seems to be one to watch out for. **M.Dr.**

**Sony KVM2121U (BE1 chassis)**

There was lack of sync for the first twenty minutes or so: once the set had warmed up there was a good, stable picture for the rest of the day. Checks showed that video was entering the text board but not coming back out, and that the 12V supply was low at about 8V. After spending some time carrying out checks in the 12V regulator circuit I came to the conclusion that the SAA5231-V6 video processing chip IC02 was the cause of the fault. A replacement confirmed the diagnosis. **M.M.**

**Sanyo CB5957 Mk. 2**

I've had this fault twice now: it looks like intermittent low tuner

gain. The cause is dry-joints in the IF section's screening can. The procedure to adopt is as follows: unsolder the can, at the print side of the board; resolder all the joints at the top print connections inside the can; refit the can and resolder it at the print side of the board. All should then be OK. **M.M.**

**Hitachi C2114T**

There was no picture and no sound. Checks showed that all settings – brightness, contrast, colour etc. – were at zero. Obviously the EEPROM chip was empty. As this was a trade repair and I was to go on a course the next day I told the trader to reset everything and see what happened. Usually replacement of the EEPROM chip is the only long-term solution. **M.M.**

**Panasonic TX2461 (U5W chassis)**

It's odd how the same component produces different symptoms in different chassis when it fails. In this case the symptom was odd colours, the culprit being the degaussing

**SPECIAL OFFERS**

**TEKTRONIX 2445A**

4 Channel 15CMHz delay sweep, cursors/ readout  
**£750**

**TEKTRONIX 475**

Dual Trace 200MHz delay sweep  
**£400**

**MARCONI 2610 TRUE RMS VOLTMETER**

Digital LCD + analogue meter 5Hz - 25MHz + DC autorange  
**£195**

**AVO 8 Mk 6 MULTIMETER**

In Ever Ready case with leads and batteries  
**£80**  
Other AVOSs from **£50**

RACAL/AM 9343M LCR Databridge. Digital Auto measurements of R, C, L, Q, D. £200  
HUNTRON TRACKER Model 1000. £125  
H.P. 5315A Universal Counter 1GHz 2Ch. £80  
FLUKE 8050A DMM 4 1/2 digit 2A True RMS. £75  
FLUKE 8010A DMM 3 1/2 digit 10A. £50  
FLUKE 8012A DMM 3 1/2 digit 2A. £40

**RACAL TRUE RMS VOLTMETERS**

9300 5Hz-20MHz usable to 60MHz 10 volts 316V **£95**  
9300B version **£150**

GOODWILL GVT427 DUAL CHANNEL AC MILLIVOLTMETER 10µV 300V in 12 ranges Frequency 10Hz-1MHz Used **£100** Unused **£125**

**SINAD MEASUREMENTS**

for only **£60**  
MARCONI 893C AF POWER METER 300µ watts-30 watts; 20Hz-35KHz; 2.5 Ohm - 20K Ohms  
Marconi 893C unused, boxed **£100**  
Marconi 893B - to 10 watts max. NO SINAD **£30**

**GOULD J3B SINE/SQ OSCILLATOR**

10Hz-1200KHz. Low distortion. Balanced metered output. Attenuator **£75-£125**

**SOLARTRON 7150**

DMM 6 1/2 digit. TRUE RMS. High accuracy IEEE **£95-£150**

**HIGH QUALITY RACAL COUNTERS**

9904 Universal timer counter 50MHz **£50**  
9916 Counter 10Hz-520MHz **£75**  
9918 Counter 10Hz-560MHz. 9 digit. **£50**

**FARNELL AMM255**

Automatic Mod Meter AM/FM 1.5MHz-2GHz 3.5 digit LCD Display. Unused **£400**  
Also available:  
FARNELL AMM2000 Automatic Mod Meter 10Hz-2.4GHz. Unused **£950**  
MARCONI 2305 Mod Meter 500KHz-2GHz from **£750**



**MARCONI 2022 SYN AM/FM SIG GEN 10KHz - 1.01GHz**  
Up to +10dBm output, phase mod, LCD display, keyboard entry etc. Small, lightweight  
**£525-£600-£750**

**RADIO COMMUNICATIONS TEST SETS**

MARCONI 2955. £2000  
MARCONI 2955A. £2500  
MARCONI 2019 Synth AM/FM Sig Gen 80KHz-104MHz. £475  
H.P. 8657A Synth Sig Gen 100KHz-1040MHz. £2500  
H.P. 8656B Synth Sig Gen 100KHz-990MHz. £1350  
H.P. 8656A Synth Sig Gen 100KHz-990MHz. £995  
GIGATRONIC 7100 Synth Sig Gen 10MHz-20GHz. £5000  
MARCONI 2017 AM/FM Phase Locked Sig Gen 10KHz-1024MHz. £1200  
Good Signal Purity  
H.P. 8640A AM/FM Sig Gen 500KHz-1024MHz. £400  
H.P. 8640A AM/FM Sig Gen 500KHz-512MHz. £250  
PHILIPS PMS328 Sig Gen 100KHz-180MHz with 200MHz Freq Counter IEEE. £650  
RACAL 9081 Synth AM/FM Sig Gen 5-520MHz. £350  
H.P. 3325A Synth Function Gen 21MHz. £600  
MARCONI 6500 Frequency Analyser. £1500  
H.P. 4275A LCR Meter 10KHz-10MHz. £2750  
H.P. 8903E Distortion Analyser. £750  
WAYNE KERR Inductance Analyser 3245. £2000  
H.P. 8112A Pulse Generator 50MHz. £1250  
DATRON AutoCal Multimeter 5 1/2-7 1/2 digit. 1065/1061A/ 1071. £300-£500  
MARCONI 2440 Frequency Counter 20GHz. £1000  
H.P. 5350B Frequency Counter 20GHz. £2000  
H.P. 5342A 10Hz-18GHz Freq Counter. £800  
FARNELL AP10030 Power Supply. £1000  
FARNELL AP7030 Power Supply. £900  
PHILIPS PMS418TX1 Colour TV Pattern Generator. £1750  
PHILIPS PMS418TX1 Colour TV Pattern Generator. £2000  
B&K Accelerometer type 4366. £300  
H.P. 11692D Dual Directional Coupler 2MHz-18GHz. £1600  
H.P. 11691D Dual Directional Coupler 2MHz-18GHz. £1250  
TEKTRONIX P6109B Probe 100MHz Readout. Unused. £60  
TEKTRONIX P6106A Probe 250MHz Readout. Unused. £85

**SPECTRUM ANALYSERS**

H.P. 8562A 1KHz-22GHz. £9000  
ADVANTEST R3261A 9KHz-2.6GHz Synthesised. £4000  
EATON/ALTECH 757 0.001-22GHz. £2500  
TEKTRONIX 492 50KHz-18GHz. £3500  
H.P. 8558B with Main frame 100KHz-1500MHz £1250  
H.P. 853A (Dig Frame) with 8559A 100KHz-21GHz. £2750  
MARCONI 2382 100Hz-400MHz High Resolution. £2000  
B & K 2033R Signal Analyser. £1500  
ADVANTEST TR4131 10KHz-3.5GHz. £2750  
MARCONI 2370 30Hz-110MHz. £500  
HP141 Systems 8553 1KHz-110MHz. £500.  
8554 500KHz-1250MHz from £750; 8555 10MHz-18GHz. £1000

**UNUSED OSCILLOSCOPES**

TEKTRONIX TDS350 Dual Trace 200MHz 1GS/Sec. £1500  
TEKTRONIX TAS485 4 Channel 200MHz etc. £1100  
H.P. 54600B Dual Trace 100MHz 20MS/s. £1000

**OSCILLOSCOPES**

PHILIPS PM3092 2+2 Ch 200MHz Delay TB etc. £950  
PHILIPS PM3082 2+2 Ch 100MHz Delay etc. £800  
TEKTRONIX TAS465 Dual Trace 100MHz Delay etc. £800  
TEKTRONIX 2465 4 Ch 300MHz Delay Sweep Cursors. £1250  
TEKTRONIX 2430 Dual Trace 150MHz 100MS/s Cursors etc. £800  
TEKTRONIX 2232 Dual Trace 100MHz 100MS/s Cursors etc. £800  
TEKTRONIX 2212 Dual Trace 60MHz 20MS/s Cursors etc. £650  
TEKTRONIX 2210 Dual Trace 500MHz 20MS/s. £450  
H.P. 54200A Digitising 50MHz 200MS/s. £600

**PHILIPS PM3217 - Very good oscilloscope including 2 probes, Pouch and Front Cover**

Dual Trace 50MHz Delay **£250-£300**



**THIS IS THE BEST CHEAP SCOPE YOU WILL EVER BUY!!!**

**GOULD VS1100** Dual trace. 30MHz delay, very bright. Supplied with manual and 2 probes. **£200**

**STEWART of READING**

110 WYKEHAM ROAD, READING, BERKS RG6 1PL

Telephone: (0118) 9268041 Fax: (0118) 9351696

Callers welcome 9am-5.30pm Monday to Friday (other times by arrangement)



**USED EQUIPMENT - GUARANTEED. Manuals supplied**

This is VERY SMALL SAMPLE OF STOCK, SAE or telephone for lists. Please check availability before ordering. CARRIAGE all units £16. VAT to be added to total of goods and carriage.



posistor. The 96009 posistor usually blows the mains fuse when it fails in Ferguson and Philips sets. It doesn't do so with Panasonic sets – I've had three with the same fault. A replacement posistor restored correct colours. **M.M.**

#### **Ferguson 51K5 (ICC5 chassis)**

The symptom was intermittent loss of sound. The set had obviously been elsewhere: nearly all the joints on the sound module and in the power supply and line output sections had been resoldered. Pity whoever it was didn't check the headphone socket, where all the joints were poor. After resoldering the connections I gave the set a soak test. This proved that the sound was now OK. **M.M.**

#### **Sanyo CBP2872 (ED1 chassis)**

This set produced a mosaic-like picture. Video, sound and deflection processing is carried out digitally in this chassis. One of three chips could have been the cause of a fault like this: the VCU (video codec), DTI (digital transient improvement), or PVPU (PAL video processor unit) chip. Scope checks on the data lines showed that one of them was down, but it was hard to pinpoint which one as they all work together. As it turned out, the PVPU2204 chip IC502 was the cause of the trouble. **M.M.**

#### **Philips CTX Chassis (20in set)**

There was no sound – and the sound mute switch hadn't been pushed in! In fact the loudspeaker had failed. It's no longer available, but an alternative from RS Components, stock code 267 6895, fitted perfectly. My customer was delighted with the clearer sound obtained from this 10W speaker. **M.M.**

#### **Salora M chassis**

The symptoms with this set, which uses digital signal processing, were incorrect colour phase and the colours running through. It was akin to trying to reset the colour reference oscillator in a standard PAL chassis. But going into the service mode then setting up the reference oscillator didn't lock the colours. I eventually discovered that someone had replaced the PVPU (PAL video processor unit) chip with the 2204 type, as found in many Sanyo sets, instead of the 2203 type. The fault was cured by fitting the correct chip then setting

up the reference oscillator. **M.M.**

#### **Sharp 66AS-05H (4BSC chassis)**

This set had gone off with a burning smell, no picture then later no sound. There were no signs of an obvious burn up however. At switch on I noticed that field collapse could be seen briefly before the set started to trip intermittently. A quick check on the voltages around the field output chip IC500 was inconclusive, but when the chip was removed it fell in half. This had been the cause of the smoke, so further checks were carried out to look for a possible reason for its demise.

My ESR meter showed that the flyback boost capacitor C506 (100µF, 35V) had an impedance of 15Ω. It was also found to be slightly leaky when checked conventionally. Replacement of these two items cured the fault, but it's a mystery why none of the safety components had failed. **P.G.**

#### **Alba CTV10R**

This set is fitted with the well-known Nikkai Baby 10 chassis. The complaint was an unstable picture after an hour or so. When the fault put in an appearance the picture overloaded and there was also a pronounced AFC problem. The cause was obvious when I removed the tinfoil shield from beneath the IF IC. The video demodulator's tank coil T102 and the AFC tank coil T104 were both dry-jointed. Resoldering produced a perfect picture. **P.G.**

#### **Onwa K9228**

There were few signs of life apart from a tripping power supply. The cause was quickly traced to the BU508AF line output transistor Q402, which was short-circuit. The reason for its failure became apparent while I was fitting a replacement: the adjacent 4.7nF, 1.6kV tuning capacitor C417 had a visible bulge in its casing. On test it proved to be open-circuit.

When there is line output stage failure in one of these sets I usually check the 2SA879 HT switching transistor Q903 before completing the repair. It tends to go short-circuit when there's a fault in the line output stage. The net result is that the set works but won't go into standby, producing instead a blank white raster with flyback lines. As usual it was faulty. A replacement completed the repair.

I have found that a BF470 works

satisfactorily in this position when a 2SA879 is not available. **P.G.**

#### **Mitsubishi CT2146 (Euro 6 chassis)**

The complaint with this set was intermittent patterning on the screen, sometimes faintly in the background, sometimes obscuring the picture altogether. It took some time for the fault to put in a regular appearance – it usually vanished the moment the back was removed and the chassis cooled down slightly. Once the fault did appear more regularly, the cause was found by using a scope to check the supply lines. The culprit was C920 (470µF, 25V), the reservoir capacitor for the 15V supply fed to the 12V regulator. It was going open-circuit intermittently, more so as its temperature increased.

With sets that use this chassis it's advisable to replace all the electrolytic capacitors in the power supply and to check those in the field output stage for signs of leakage. **P.G.**

#### **Toshiba 2812DBT**

Lack of width was the complaint with this set. Apparently the width had decreased progressively over a period of about a month. It had now settled down, with a gap of about two inches at each side of the raster and slightly ragged edges. In this chassis the EW correction circuitry and the line driver stage are on the DPC board, which is at the rear right. All adjustments for width etc. are made by software – there are SDA and SCL lines to the TA8739P deflection correction chip IC371.

Some quick voltage checks showed that the 12V and 27V supplies to the board were both present and correct and that the EW driver transistor Q422 had approximately the correct 9V at its collector. It's not the easiest board to work on, with many screening plates that obstruct access. I decided to remove it for further checks, suspecting that the semiconductor devices were probably OK but that there was a dried-up electrolytic somewhere. So some ESR checks were carried out – what did we do before these meters became available? C372 (2.2µF), the ramp capacitor connected to pin 15 of the chip, produced a reading of 20Ω, but the real culprit was C424 (4.7µF, 100V) which is connected in parallel with Q422: it was open-circuit. Replacement capacitors, of the 105°C type, cured the fault. **P.G.**

# 'Electronics, Electrical & Mathematics Principles V6'

If you are looking for an easy and enjoyable way of studying or improving your knowledge of electronics then this is the software for you.

## CD-ROM

Students and Hobbyists the complete package for **£49.95\* (\$82.17) normally £99.95\***

Colleges and universities including unlimited user site licence.

**£299.95\* normally £595.95\***

\* +VAT if applicable

Postage FREE

**Electronics, Electrical and Mathematics Principles V6**

DC AC Electrical Semi-Cond Op-Amps Maths Digital Measure Micro PIC® Toolbox

Electronics, Electrical and Mathematics Principles V6 Index

Electronics & Electrical Mathematics Components Tools & Equipment IC's

Category: **DC VOLTAGE: Loading a Voltage Divider.**

Boolean & DeMorgan's Theorem

Binary Numbers

Binary Arithmetic

Analogue Multimeter

Original Output Feedback voltage

$$\text{New } A_v = \frac{A_v}{1 + (A_v \times \beta)}$$

Effective Input = Input voltage - (β × New Output voltage = Input voltage)

Calculations. Topic Notes. Printing. Loading a Voltage Divider.

XT' Crystal/Resonator. HS' High Speed Crystal/Resonator.

Selection for Oscillator

|         |           |
|---------|-----------|
| C1      | OSC2/C2   |
| 100pF   | 68-100pF  |
| 100pF   | 15-33pF   |
| 100pF   | 100-150pF |
| 2MHz    | 15-33pF   |
| 4MHz    | 15-33pF   |
| HS 4MHz | 15-33pF   |
| 10MHz   | 15-33pF   |

Unloaded output:  

$$V_{out} = 30 \times \frac{4700}{10000 + 4700} = 9.591637 = 9.5916V$$

Loaded output:  

$$V_{out} = 30 \times \frac{3197.279}{10000 + 3197.279} = 7.268041 = 7.268V$$

$$V_{out} = V_{in} \times \frac{R_2}{R_1 + R_2}$$

**Effect of connecting a load across R2.**

$$V_{out} = V_{in} \times \frac{R_2 \parallel \text{Load}}{R_1 + (R_2 \parallel \text{Load})}$$

'||' means in parallel.

### Features.

- Analogue.
- Digital.
- Electrical.
- Microprocessors.
- PIC Microcontrollers.
- Mathematics.
- Electronics Toolbox.
- Components and Equipment Dictionary.
- Fully interactive graphics, graphs and calculations.
- Single page colour printing.

Full Windows integration.  
 Explanatory text.  
 Hundreds of Electronics & Maths formulae with worked examples using your inputs.  
 All calculations are shown.  
 Default values on startup.  
 Easy to use, no prior knowledge assumed.  
 Comprehensive menu and indexing.  
 Covers college courses from entry to university level.

"Electronics Principles is a well thought out and comprehensive program that is also easy to install and stable in operation. It can be wholeheartedly recommended."  
 Robert Penfold. Everyday Practical Electronics magazine.

[www.eptsoft.com](http://www.eptsoft.com)

Please telephone or visit our web site for a list of over 900 topics from Ohm's Law to PIC' microcontrollers.

eptsoft limited. Pump House, Lockram Lane, Witham, Essex. UK. CM8 2BJ.

Tel: 01376 514008. Fax: 0870 0509660 info@eptsoft.com  
 Switch, Delta, Visa and MasterCard payments accepted - please give card number and expiry date.  
 Cheques and P.O. made payable to eptsoft limited.

Resistor Colour Codes.

Five Band Resistor Colour Codes

Colour Values:

|            |            |              |
|------------|------------|--------------|
| Black = 0  | Blue = 6   | Red = 2%     |
| Brown = 1  | Violet = 7 | Gold = 5%    |
| Red = 2    | Grey = 8   | Silver = 10% |
| Orange = 3 | White = 9  |              |
| Yellow = 4 |            |              |
| Green = 5  |            |              |

Bands 1 to 3 = numerical values, fourth = multiplier or number of nought's. For values < 10ohms. Fourth band gold, multiplier = 0.1 or silver, multiplier = 0.01.

Yellow, Violet, Black, Red = 47kOhms

Coloured Bands:

| First Band | Second Band | Third Band | Fourth Band | Fifth Band |
|------------|-------------|------------|-------------|------------|
| Yellow     | Violet      | Black      | Red         | Gold       |


Five Band Resistor Value: 47k

Preferred value E12 Series: 47k

Tolerance: 5%

Preferred value E24 Series: 47k





**Terrestrial and satellite TV reception. News from abroad. Developments in the satellite field. Roger Bunney reports**

# DX and Satellite Reception

There was a sudden upturn in Mid-March, with increased propagation via the F2 layer throughout the 30MHz range, just going as far as 40MHz. Maximum usable frequencies reached the upper 30MHz range from the 18th, with transatlantic communications appearing via my scanner during mid-afternoon, reverting more to Spanish at the end of the afternoon. One domestic utility base station complained to a mobile that his receiver was faulty with interference and the instruction "must get the damn thing repaired"! Very low-level ch. R1 video buzz was audible that morning on the scanner.

F2 propagation into the low

40MHz range continued until about the 24th, with various communications messages received. As usual, it was almost impossible to identify the source of anything as just street names, never the town, are given. When checking WWCR at 5MHz on the 24th I discovered that the sunspot count had reached 236 the previous day. This is high by the current cycle 23 standards. For those who use a scanner, the following tip from a recent issue of the RSGB magazine *RadCom* is worth noting: check at 50.499MHz for the Cyprus beacon 5B4CY: this is an ideal indicator of single-hop F2 reflection into the UK from about 2,200 miles.

The only reports of terrestrial DX-TV reception came from Peter Schubert (Rainham), who logged an unidentified low-level ch. E3 SpE signal on the 11th and noted a tropospheric lift on the 19th, with UHF signals from the Netherlands. He also sent in a TV Guide for the Canary Islands. This shows that there's channel TVE-1 regional programming at certain times (Izana ch. E3): *Telecanarias 1* from 1455-1520 on weekdays, and *Telecanarias fin de Semana* from 1330-1400 at weekends. From 1400-1455 daily there's the network *Telediario-1* from Madrid via satellite, with versions 2, 3 and 4 at 2000, 0015 and 0230 hours. These appear to be the only

regional offerings other than two editions of *Noticias Las Palmas* via another commercial channel. In total there are five terrestrial channels, with transmissions throughout the 24 hours.

Finally, George Gaskin reports from Gibraltar that the TVE Band III network is alive and well despite internet information which suggested that chs. E7-12 were to close at the end of December 1999 for reallocation to DAB. But the Spanish *Emision Experimental Prueba DTT* analogue colour-bar transmissions in ch. E29 have ceased.

## Satellite Sightings

In contrast with the terrestrial DX scene, satellite activity was more plentiful than ever during March. I feel that it's taking over from terrestrial DXing. There are many advantages: all year round reception; it's cheapish to run; domestic entertainment is provided; and my dish, which in no way resembles Jodrell Bank, sits on the ground, minimising its intrusiveness and the interest of neighbours and planners. The advent of the digital era, with new techniques (and frustrations), has been managed without too much difficulty, which is encouraging.

As I predicted earlier in the year, we are now seeing a dramatic reduction in the number of analogue outside broadcast feeds.

**A Sky News digital link during the Pope's visit to the Middle East. Reception via Eutelsat W2 (16'E) at 11.123GHz H. SR 5.632, FEC 3/4.**





Such feeds are now rare, being used mainly by French and German broadcasters. There are regular German NDR analogue offerings as regional programme inserts in the early evening via Kopernikus DFS 2 at 28.5°E.

Brightstar fed impressive helicopter pictures of the Team Phillips catamaran listing heavily on the evening of the 29th, as the St Mary's lifeboat towed the £4m craft back to the Scillies. This was via NSS K (21.5°W) at 11.550GHz H (SR 5,632, FEC 3/4). While trawling through the transmissions from Eutelsat W2 (16°E) during the late evening of the 27th, looking for news from Moscow after the elections, I found a new programme channel from the Balkans. Fortunately I was in the auto-tune mode and the very strong signal locked. It's at 11.019GHz H, the service ident being 'OBNIH'. FEC is the usual 3/4, but the symbol rate is unusual - 3,123. Programme material carried the ident 'OBN' in the corner, and captions indicated that the origin was Sarajevo, Bosnia.

The air waves livened up during the Russian elections, with transmissions via Eutelsat II F3 (36°E) from APTN Moscow at 11.679GHz H and Reuters/BBC sharing 11.600GHz H, in both cases with the usual 5,632 SR and 3/4 FEC. APTN carried the service ident 'MSC11 Moscow ch. 8' but was just at the digital threshold with my receiver, the result being occasional breakup and pixellation. Both services have small studios in the same building - the views from the windows revealed the same domed buildings, at different angles. With several outgoing feeds during a major event, the practice now seems to be to call them path 1, path 2 etc. In this case APTN was path 1, Reuters/BBC path 2.

Having been involved in national election broadcasting during a previous job, I found the Russian election night TV production fascinating - I watched the Russian PTP channel at 3.675GHz via Gorizont 31 (40.5°E). There were no Swingometers, instead tense discussions around tables, with a single radio stick microphone being passed around.

Roy Carmen noted a face from the Soviet political past via Eutelsat II F3 on the 20th, when Michel Gorbachev spoke during a conference on water irrigation.

The transmission, at 11.675GHz H, was uplinked from the Netherlands - the service ident was 'UNITED HOL 75A'. He also noted a rare analogue uplink via NSS K (21.5°W) on the 31st. This was from Italy (I-63 AREZZO) at 11.676GHz V with the audio at 6.60MHz, from 1800 onwards.

Just down from the APTN circuit via Eutelsat II F3, at 11.665GHz H, I saw a rehearsal for a Honda cars corporate presentation on the 27th. Interesting that the picture was squashed, suggesting a 16:9 image jammed into 4:3. As the time approached for the presentation proper to start, the SISLink operator hit the scrambling button and all content was lost.

There was extensive coverage of the Pope's visit to the Middle East. On the 22nd BBC UKI-229 provided material for UK breakfast programming via Eutelsat II F3 at 11.600GHz H. On the same day there was similar OB coverage at 11.582GHz H. APTN path 2 Jerusalem was fired up at 11.684GHz H (5,632, 3/4): interesting that the service ident was 'SATLINK MILLENNIUM' - commercial trucks seldom change the service ident. A summary of the tour, the first time a Pope has visited Bethlehem and Palestine, was carried by 'Digital Video' at 11.123GHz H (5,632, 3/4, PIDs 308/256) via Eutelsat W2 (16°E) on the 26th.

While the Pope was travelling in the Holy Land, President Clinton and President Assad of Syria met at Geneva to discuss the Middle East situation. There was coverage via Eutelsat II F3 on the 25/26th. The CNN path 1 feed was at 11.055GHz H while the 'US TV pool Geneva path 2' used 11.064GHz H, both with NTSC colour. Technical ops for path 1 used SISLink 29 capacity via UKI 418B.

The EU summit in Lisbon was in full swing at the same time but received little coverage from UK media. APTN Lisbon provided evening summaries via NSS K (21.5°W) at 11.675GHz H (5,632, 3/4, 308/256).

Although Eutelsat II F3 is a prime source of news feeds, there are others. Intelsat 801 at 31.5°W for example. On the 24th TES 42 ANGLIA TV was feeding a live programme insert from a doctor's surgery from 1900 at 11.997GHz V (5,632, 3/4). This end of 801's



frequency spectrum can be very active, especially at weekends with sports material. BT often uses 10.987GHz H with TES 20 UKI-255. Football matches from around the UK find their way to Sky Sports, Isleworth via 801 at 11.997GHz H.

INSAT 3B and AsiaStar were

*The NTL logo via Eutelsat W2 (16°E). From the Winchester teleport.*

## Aerial Techniques

### UNIVERSAL DIGITAL VIDEO SYSTEMS CONVERTERS

"We specialise in multi-standard TV's & VCR's PAL-SECAM-NTSC"



BROADCAST QUALITY CDM-820

8M bit memory, two sets of S-VHS inputs & outputs, NTSC to PAL and PAL to NTSC, 500 lines dynamic & static resolution, full line & frame conversion, time base correction, AC operation.....**£599.00**



PROFESSIONAL QUALITY CDM-800

4M bit memory, two inputs & outputs, NTSC to PAL and PAL to NTSC also SECAM, 500 lines static resolution, dynamic 300 lines, full line & frame conversion, time base correction, AC operation.....**£449.00**



PALM SIZED CDM-630

4M bit memory, one input and output, NTSC to PAL and PAL to NTSC + PAL M, PAL N. Full line and frame conversion, time base correction, AC operation.....**£399.00**



COMPACT MULTISYSTEM CDM-600

2M bit memory, single input & output, NTSC to PAL and PAL to NTSC also SECAM, 420 lines static resolution, dynamic 250 lines, full line & frame conversion, time base correction, AC operation.....**£299.00**



### THOMSON 14" MULTI-SYSTEM TV + VCR COMBINATION WITH TELETEXT

Covers VHF/UHF PAL/SECAM L for use in UK France & Europe.

- Twin tuners
- 14" screen multi-standard
- PAL/SECAM (NTSC via scart)
- VHF-UHF hyperband tuner
- 59-channel memory
- Fasttext teletext
- S-VHS (via scart)
- 240V AC operation

**£399.00**

### FULLY COMPREHENSIVE 35 PAGE CATALOGUE

Available by return of post for only £1.50 or ring with your credit card (fully refundable on first purchase over £20).

11 Kent Road, Parkstone, Poole, Dorset BH12 2EH  
Tel: 01202-738232 Fax: 01202-716951 E-mail: atech@dircom.co.uk

(All prices are inclusive of VAT, delivery by courier £10.00)





A typical SISLink test pattern and identification. Signal received via Eutelsat II F3 (36°).

launched by Ariane rocket V505, flight V128, in the early hours of the 22nd. The latter satellite will provide radio programming at 1.5GHz (L band) for Asia, as a companion to AfriStar. As with previous launches from Kourou, there was live coverage via the Astra (19.2°E) Bayerischer Rundfunk analogue transponder at 11.141GHz H (in clear PAL with audio at 7.02 and 7.20MHz). This is well worth a look if you don't have to go to work next morning – the programme usually ends at about 0230 or later.

**Terrestrial News**

**USA:** The FCC seems to be adamant that there should be no change from 8VSB to CODFM modulation for digital terrestrial TV transmissions despite further evidence, from NBC, that the US standard is less reliable in difficult locations than the European one. The NBC carried out tests from WCAU-DT Philadelphia ch. A67, running at 150kW, comparing 8VSB and CODFM over a three-week period. The resulting measurements confirmed earlier tests carried out by NBC at Baltimore.

Seen during a Honda corporate presentation via Eutelsat II F3. This digital signal appeared at 11.665GHz H.

| Level | April Per Unit | May Per Unit |
|-------|----------------|--------------|
| 80%   | 125            | 100          |
| 90%   | 150            | 125          |
| 100%  | 350            | 300          |
| 110%  | 400            | 350          |
| 120%  | 500            | 400          |
| 130%  | 600            | 500          |

- Catch Up in May
- Normal Honda Restrictions Apply

USA Digital Radio is working with the Swiss company Digital Radio Mondiale to develop a global standard for converting analogue AM broadcasting in the MW band to digital form. The name iDAB has been suggested for a system that would enable digital transmissions to be introduced while maintaining existing services at their current frequencies. Services would be expanded to include local news, data distribution and internet access.

**Brazil:** After six months of digital test transmissions using three different modulation standards, the Brazilian ABERT group has recommended that CODFM be adopted in Brazil. The main advantages claimed are better service area coverage; improved pictures in comparison with existing analogue ones; better performance in areas prone to reflection; carriage of HDTV; and mobile reception possibilities.

**UK:** The ITC is delaying the issue of RSL-TV licences (analogue) to encourage the spread of digital terrestrial TV. As more digital multiplexes come into operation, the problem of interference to existing analogue services increases.

**WAP:** Here's something new, Wireless Application Protocol (WAP). It's a form of wireless internet access for mobile use, enabling internet information to be accessed using a mobile handset. A WAP language called WML is used in conjunction with specialised hardware and software. So it says in the handout, anyway!

**Satellite News**

The EBU is seeking companies to carry out research on a means of 'watermarking' digital broadcasts to protect video and audio material from high-quality digital piracy. Meanwhile the EBU has developed a simple scrambling system for transmit/receive equipment used with EBU circuits. It will be available shortly from several manufacturers. Tests of the BISS (Basic Interoperable Scrambling System), which is based on the DVB common scrambling algorithm, have been completed. The EBU expects ITU approval in early autumn.

Despite the growth of cabling for major traffic routes, BT

Broadcast Services is to open a new teleport at Marina del Rey, California, to provide links across the Pacific and the American continent and on to Europe, in both the C and Ku bands. The teleport will also serve transcontinental fibre networks and supplement existing teleport capacity at Washington. Fibre-optic cabling is now installed over the major communications routes, is totally secure and is less expensive than satellite links. Most transatlantic telecommunications are provided by undersea cable while TV uses satellite links. Cable laying in the Pacific region is on the increase, with major capacity due to become available in early 2003. A BT spokesman has pointed out that fibre costs are dropping by sixty per cent year-on-year. Despite the assertion that satellites cannot compete, new ones are being ordered!

Intelsat has ordered from Matra Marconi Space a new satellite to be called NI-Alpha 2. It will go into orbit at 1°W.

Eutelsat has launched a new free-to-air digital package via 13°E, at 12.149GHz V (SR 27,500, FEC 3/4). The Sitcom package will provide Alice (home/lifestyle), Nuvolari (motor sports), Leonardo (Italian lifestyle) and Espresso (culture plus travel).

Hot Bird 2 shut down for nine hours on the 22nd. The cause is not known – a meteor hit has been denied. The satellite was returned to operation by using back-up capacity.

The Italian pay-TV group Stream is to relaunch an 18-channel digital package; TFI (France) is to start two new channels (financial and women's interest).

The EBU's new channel Night Trade provides cultural programming from several Scandinavian and central European broadcasters. RAI (Italy), TVE (Spain) and France Television are to start a new channel that will operate in much the same way.

The UK radio group GWR has contracted Kingston TLI to transmit five new digital radio channels via Astra 2A. They are Classic Rock, Planet Rock, Classic Gold, Core and The Mix.

A Korean company has pirated the Chaparral dual C/Ku band Corotor feed system. Units are on sale in Hong Kong/Singapore at a third of the price of the original.

# HELP WANTED

**The help wanted column is intended to assist readers who require a part, circuit etc. that's not generally available. Requests are published at the discretion of the editor. Send them to the editorial department - do not write to or phone the advertisement department about this feature.**

**Wanted:** A UAA2001 tuner control IC for the Ferguson TX98 chassis. Also a remote-control unit for the Goodmans 1425RS 14in. portable. Please phone Rick Simmons on 0771 457 8251 or e-mail mortisl@genie.co.uk

**Wanted/for disposal:** Does anyone have a collection of *Practical Wireless* magazines, from about 1930-1970, they would like to see go to a true collector? I have for disposal two JVC HR-FC100EK dual VHS/VHS-C VCRs and a Sharp vertical record player. Michael Dranfield, 6 Calesdale Close, Buxton, Derbyshire SK17 9RH. Tel. 01298 73 492 (after 7.00 pm).

**Wanted:** Circuit diagram and layout for the VJB06112 PCB used in later versions of the Panasonic NV7000 VCR. Mike Cooper, 53 Trethosa Road, St. Stephen, St. Austell, Cornwall PL26 7PZ. Tel. 01726 822 280.

**Wanted:** A Goodmans 149TT portable TV in working order. Also a circuit diagram (photocopy OK) for the Weir SMM1005/12 power supply unit. R.S. Rosier, 3 Downs View Road, Maidstone, Kent ME14 2JB. Tel. 01622 761 391.

**Wanted:** A motor for the Harvard Model 880 8-track stereo player. The motor is made by Nissei Electric Co., Ltd. Details of motor are: Micro motor NE-A4R-33. Also require a Garrard type E magnetic pickup for a single-speed 78 RPM record deck circa 1947, or equivalent. Please write to Peter Carlton, 44 Morwenna Park Road, Northam, Bideford, Devon EX39 1EQ or e-mail pcarlton@fdn.co.uk

**For disposal:** *Radio and Television Servicing* books from 1966-67 to 1986-87. Offered free of charge. Phone Stephanie Rae, Centre Librarian, Milton Road Centre, Edinburgh on 0131 657 7209.

**Wanted:** Circuit diagram (photocopy OK) for the ICPI 72G9140 colour monitor - also address of the manufacturer/distributor. W. Walsh, 58 Cowal Place, Dunoon, Argyll PA23 7PX. Tel. 01369 70 7995.

**Wanted:** Station select module SBX-M904A(E) for the JVC Model CS2180EK (BX11 chassis), or information on a source of a new one. Present module tunes OK and display flashes when Memory is pressed, but settings are not stored. Have changed all electros without improvement. Derek Minns, phone 01725 510 279 or e-mail makoraminn@hotmial.com

**For disposal:** *Television* magazines from

September 1977 to August 1982 plus a few other random issues. Offers please to Alistair Dunsmore, 21 East Croft Ratho, Midlothian EH28 8PD. Tel. 0131 333 2610 or e-mail al.dunsmore@tesco.net

**Wanted:** VTF-056 ceramic filter module for the Pioneer PD70 CD player. Phone Tony on 01262 603 281 or e-mail alternative-electronics@bridlington.co.uk

**Wanted:** Main PCB for the Mitsubishi Model CT29B2STX, working or not. J. Clarke, Leicester. Phone 0780 362 6148.

**For disposal:** A Sobell Model T348 and a Pye Model CT72 (working), also a large box of TV valves. M.J. Hobby, Horsham. Phone 01403 791 005.

**Wanted/for sale:** Require memory card(s) for the Amstrad NC100 Notepad (JEIDA/PCMCIA), 1MB. Have for sale a full set of *Television* magazines from October 1976 to December 1999 (24 years). Reasonable offer accepted. Ian Purves, 9 Overbrook, Hythe, Southampton SO4 5BE. Tel. 023 8084 5476.

**Wanted:** Bush hybrid colour set, e.g. CTV25, CTV167, Murphy CV2510, CV2511 etc. Any condition considered. Phone Mike on 01395 274 227 or e-mail mdb@permanent.co.uk

**Wanted:** IC type TDA1071 for the Roberts RM33 radio. Eric Kempshall, 109A Portland Road, Hove, East Sussex BN3 5DP. Tel. 01273 382 001.

**Wanted:** Instruction manual and remote control unit for the Toshiba V703B VCR (VideoPlus). Mohammed Iqbal, Citivision, 226 City Road, Roath, Cardiff CF24 3JH. Phone/fax 02920 496 815.

**Wanted/for disposal:** Require the following printers for spares: Epson Stylus 400 and Stylus 500, and Olivetti JP450. If you are scrapping any of these, please phone me. I have for disposal Brother HL-8e laser PCBs (all OK) and a number of faulty, complete VCRs (for spares - phone your model number). Peter Forshaw, South Yorkshire. Tel. 01226 753 413 or e-mail peter@4shaw.fsnet.co.uk

**Wanted:** Circuit diagram for the Manor Supplies colour-bar generator circa 1985/6. Garry Riley, 2 Winton Street, Lockwood, Huddersfield, West Yorkshire HD1 3SW. Tel. 01484 328 296.

**Wanted:** Working main panel no. PWB1138 94-18 rev. 3 and video board no. 94-19 rev. 4 for the Smith Corona 14in. monochrome monitor Model OM143VN - manufactured by Orion

Electric Co. T. Thirsk, 15 Daisy Way, High Lane, Stockport SK6 8EF.

**Wanted/for disposal:** Does anyone have connection details and/or wiring and circuit diagrams for the BT/GPO Plan phone system 64/2A? I have for disposal a number of old service manuals (mostly Thorn) and various technical bulletins. They are free to anyone who can collect them.

Andrew Tebbutt, Saltburn, Cleveland. Tel. 01287 678 625 (answer phone most of the time - leave a message and I'll call back).

**For disposal:** Require a good home for two Sanyo Betamax VCRs, a VTC5000 fully working and a VTC5150 not fully working. D.R. Hawkins, 9 Hodge Close, Devizes, Wilts SN10 3RU. Tel. 01380 727 265.

**Wanted:** Upper cabinet and front panel in grey for the Sony SLE7UB VCR. Must be in mint condition. Or complete machine considered. A.C. Griffin, 89 The Ridgeway, Sedgley, W. Midlands DY3 3UN. Tel. 01902 880 063.

**Wanted:** Complete microprocessor board for the Ferguson 3V54/55 VCR or a microprocessor chip type HD614042S DSS. Graham Brooks, 6 Perry House, Perry Fields Way, Burnham SL1 7HB. Tel/fax 01628 669 567.


**Wanted/for sale:** Require a remote-control handset for the Orion 14in. colour portable Model W1450E. Have for sale a Hameg dual-beam oscilloscope in very good condition with instruction manual and set of probes, £50. Phone M. Payne on 0191 537 2062.

**Wanted:** Chopper transformer for the Ferguson TX100 chassis, part no. 06D3-082-001, new or good second-hand, and a remote-control handset, LCD-screen type, for the Sharp VCA45HM VCR. R. Dimmock, Telethon TV and Video, 71 Churchfield Road, Liverpool L25 3SE. Tel. 0151 487 5113.

**Wanted:** Photocopy of the EHT and drive oscillator circuit for the Tektronix type 647 oscilloscope; also an EHT lead, tripler and focus potentiometer for the Bang and Olufsen type 7720, Beovision 5102/7102/8102. Roy Coates, 35 Tetbury Hill, Avening, Tetbury, Glos GL8 8LT. Tel. 01453 832 720.

**Wanted:** Amstrad VCR4700 VCR, complete machine or main PCB, any condition, for spare parts. Call David Robinson on 0115 910 7211 or e-mail DavidJRob@talk21.com





**Reports from  
Eugene Trundle  
Ronnie Boag  
Mike Leach  
Paul Hardy  
Michael Dranfield  
Chris Watton and  
Michael Maurice**

#### **Toshiba V703**

This was an unusual fault: the tape was chewed immediately after the cassette had been taken on to the deck. This machine 'shuffles' the tape on receipt. During the first (backwards) phase of this shuffle the tape rode upwards and out from between the capstan and the pinch roller. The cause of the trouble was the pinch roller, which was worn. Part number is 70322504. **E.T.**

#### **Tatung DVR744N**

There was no E-E sound with this machine. The cure was to replace the non-volatile memory chip and carry out reprogramming. **R.B.**

#### **JVC HRJ600**

The complaint with this machine was intermittent failure to eject a tape. When I checked the mechanism I found that there were damaged teeth on the relay gear and drive arm assembly. The cause of this would have been a faulty mode state switch. Replacement of these three items cured the fault. **R.B.**

#### **Panasonic NVFS100**

This machine left a loop of tape out when eject was selected. The cure was to remove, clean and refit the quarter-load arm. Part number is VXL1857. **R.B.**

#### **Sanyo VHR279**

The complaint with this machine was failure to erase previously recorded sound. Scope checks

# VCR Clinic

brought me to the audio/control head which was open-circuit. **R.B.**

#### **Nokia VR3786**

There was no scart switching when a tape was inserted and play was selected. The cause of the fault was the MM1117XF video switching chip IC2202 on the back PCB. A replacement cured the fault. **R.B.**

#### **Samsung VI611**

Intermittent loss of the clock display was the complaint with this machine. The cure was to remove glue in the C3, Q1 area. This had become conductive, and as a result the -24V supply was low. **R.B.**

#### **Sony SLVE70**

There was no RF audio in the E-E and playback modes. The scart sound was OK. I initially suspected a modulator fault, but this possibility was quickly ruled out as a buzz was obtained when the modulator's audio input pin was touched. Scope checks then showed that there was no output from the XLH7776K audio processor chip IC101 on board HF34. A replacement chip cured the fault. **M.L.**

#### **Hitachi VTM510E**

If the problem is low, buzzy E-E sound, replace C2727 (22 $\mu$ F). This capacitor causes various audio symptoms when faulty. Use of heat and freezer usually confirms the diagnosis. **M.L.**

#### **Samsung SV603B**

When the right-hand start sensor becomes dry-jointed the symptoms are no front loading or the cassette housing permanently trying to eject the tape in the housing. I've had the fault with several of these and other similar machines. It's a quick fault to repair as the mechanism assembly comes out easily, also the main

PCB on which the sensors are mounted. A quick solder up usually cures these symptoms. **M.L.**

#### **Hitachi VTM740**

There was no sound recording, though the sound from the previous recording was erased. All that was present with a new recording was tape hiss – and a picture. Scope checks around the XRA7767A audio processor chip IC401 revealed that audio was present at pin 20 but not at pin 25, the record amplifier. The chip was out in no time, and a replacement from a scrap machine was fitted. This made no difference! A record detector stage within the chip is externally decoupled by C408 (4.7 $\mu$ F, 35V) which proved to be the culprit. It had leaked – the smell was a sure clue. **M.L.**

#### **Toshiba V228**

The drum speed varied intermittently. When the machine was cold it worked all right. When it was warm, or when the tape was changed, the drum speed would take off at a phenomenal rate. The machine would have to be left to cool down for a while before the drum speed returned to normal.

I found that tapping around the lower drum, and pressure on the main PCB, would instigate the fault. This suggested dry-joint problems on the PCB, but this was not the cause of the fault. It took a while to establish that the cause was the drum stator coil, which is mounted on and soldered to the main PCB. The leads from the coils were not soldered to the pins that are soldered to the PCB: they seemed to be just twisted clumsily around the pins and made very intermittent contact.

A good clean up and soldering secured the connections. Then,

when the coil assembly was remounted on the main PCB, the machine worked normally. **M.L.**

### Hitachi VTF660

The blue mute would come on in the E-E mode because the video signal was of low amplitude. In addition the playback picture was very poor. As with most modern VCRs, the video signal path is complicated. But scope checks revealed that the video signal at pin 57 of the HA118203F video/audio processor chip IC201 was poor and crushed. A new chip cured the fault.

It's worth noting that the machine can be run with the deck mechanics removed when there's an E-E fault. As the mode switch is mounted on the main PCB instead of the deck, the VCR won't shut off to standby. Just make sure that the mode switch is in the eject position before you switch on. **M.L.**

### Panasonic NVFS88

This S-VHS machine wouldn't accept a cassette. When a tape was inserted it went in but was immediately ejected. Moving the mechanism manually proved that there wasn't a deck problem. I eventually found that the eject button on the control door was stuck down. It was freed by cleaning around the edge of the button. **P.H.**

### Ferguson FV72LV

This machine damaged tapes and a check showed that there was no take-up or supply reel rotation. The cause was the pulley, which had split, on the capstan motor. It's not available as a separate item, which makes repair quite expensive. Fortunately most FV6X/FV7X models use the same motor, so I was able to use a pulley from a scrap machine. **P.H.**

### JVC HRJ715

This machine was found to be dead after a power cut. The power supply wouldn't start until C12 had been replaced. I used a replacement rated at 105°C. **P.H.**

### Panasonic NVSD44

Tapes would sometimes get jammed in this machine. As they wouldn't eject, the customer had tried to 'fix' the problem himself. Fortunately he hadn't done any damage. The coupling on the mechanism motor was in good condition, and the mechanism worked reliably when driven by hand. The cause of the trouble was the mode switch,

which was heavily contaminated with oil. A replacement switch cured this intermittent problem. **P.H.**

### JVC HRS6800

This S-VHS machine produced a snowy display, with a crease line sometimes present in the picture. I was told that cleaning improved matters, but found that with both VHS and S-VHS playback there was no output from one video head. A new upper drum was fitted but didn't cure the fault. I then realised my mistake and replaced the 3.3μF surface-mounted capacitor on the drum motor. This cleared the fault. **P.H.**

### Panasonic NVFS88

I've found it necessary to replace the complete upper and lower drum assembly in a number of these machines. The symptom has been a loud hum after the machine has been in use for a few minutes. It's intermittent, and usually happens only from cold. The noise gradually gets worse and also affects the picture. The hum can sometimes be stopped or started by gently tapping the deck near the drum.

When the drum comes to rest it's clear that there's something amiss with the bearings, because the drum slows down prematurely with a pronounced rubbing sound. A complete replacement drum unit cures the fault, but it does mean an expensive repair. Don't throw the old unit away, as the motor PCB is not available separately. This does fail and is easy to replace. The upper drum is also useful as a cheap alternative to a new one. **P.H.**

### Sharp VCM321

This machine didn't erase the previous sound track. Investigation showed that the cause of the fault was the DTC323TK transistor Q652, which was open-circuit. It's a surface-mounted digital transistor that turns on the bias oscillator transistor Q651 by connecting its emitter to chassis. **M.Dr.**

### Mitsubishi HSB12

The playback picture was good but the E-E picture was very poor, with weak sync. The cause of the fault was C2X2 (10μF) which is located near the booster module, right in the corner of the PCB. **C.W.**

### Bush VCR8150

This VCR had an intermittent fault that eventually became permanent, loss of erase bias. The machine had

sometimes recorded the sound with gaps in it, leaving the previous sound in the gaps. This situation had become worse, until there was no sound recording and the picture was marred by flickering colour produced by previous video information that should have been erased.

Checks on these mid-mount units are not easy, as the deck is not secured to the PCB when it's removed from the case. I decided to remove the deck and the supply to the erase bias circuit. I then fed this circuit from a 12V bench supply. A scope check showed that the oscillator ran for a second then stopped. The culprit was C410 (47μF, 16V). Normal operation was obtained once this capacitor had been replaced. **C.W.**

### Ferguson FV201LV

This VCR would sometimes work. At other times it would accept a tape then make a few odd noises. On inspection I found that the head drum didn't rotate when the fault was present – it just jerked a few times. The cause was not stiffness but the fact that the tachometer detector GT001 was dry-jointed. **C.W.**

### LG P4341

There were various peculiar faults with this machine. In particular when play was selected the E-E picture was still present but was dim and rolled. If another function was tried, such as search or still, the off-tape picture appeared briefly then the E-E picture returned. When stop was pressed the E-E picture became clear again. If you get this problem, replace CP19 (1,000μF, 10V) in the power supply. **C.W.**

### Panasonic NVG21

This machine would occasionally switch itself on, then not switch off. In addition the stations were sometimes not there. Normal operation was restored by replacing all the electrolytic capacitors on the secondary side of the power supply. **C.W.**

### Salora SV601

This VCR was suffering from the effects of liquid spillage. I cleaned the board thoroughly then replaced the M5218L chip, which was badly corroded. After that the machine worked, but there was no audio erase bias. This fault was cured by replacing the audio erase coil. A new damper arm and mode switch completed the repair. **M.M.**



# Triacs in Vacs

Many vacuum cleaners nowadays incorporate a motor-speed control system. The arrangement is triac-based and generally easy to repair. J. LeJeune describes the circuitry and repair procedures



Most vacuum cleaners now incorporate some form of motor-speed control arrangement, conveniently placed for easy accessibility – and ready to go wrong. Repair of such systems is usually simple, if you can obtain the parts. It can provide a useful source of repair income.

Two main types of vacuum cleaner motor-speed control circuit are in use, with either a rotary or slider control mounted on the body of the cleaner, or a 'remote' control mounted on the handle of the suction hose.

## Control-on-cleaner systems

The type of motor-speed control system with the potentiometer on the body of the cleaner normally consists of a straightforward triac circuit, with the triac driven by an RC phase-shift circuit to produce a variable triggering time. The circuitry used varies in complexity, but the answer is to know of a basic circuit that will work in almost any situation. Thus when disaster strikes and the control PCB is a charred mass, you can build a new and completely satisfactory replacement quickly.

Fig. 1 shows the basic circuit I use. It will work with most cleaners, and is trouble-free. Variations on the theme are possible, to suit different values of control potentiometer. But however this may be, and whether

the control PCB is still usable or has been cremated, you can fix the problem.

Since the triac is a semiconductor device, it normally fails short-circuit – unless a short-circuit motor makes it act like a fuse. If the motor is running at full speed and cannot be controlled, the triac is nearly always short-circuit. Quite often the triac's gate is controlled by another semiconductor device, which may also have failed.

In some circuits for example a diac is used to shape the pulse that triggers the triac. The diac is a bidirectional diode which switches on when the voltage across it, in either direction, reaches about 30V. In the basic circuit shown in Fig. 1, it would be inserted between the junction of R2/C2 and the gate of the triac. A neon lamp, like those used in touch-tune circuits in older TV sets, will also serve as a trigger device, though the breakover voltage is more like 90V in each direction. Use of either of these trigger devices will modify the circuit's control characteristics.

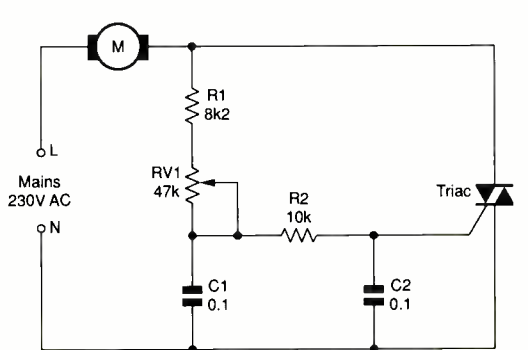
RV1 is nominally 47k $\Omega$ , but its value can be increased to up to 220k $\Omega$  before any abruptness in the speed control is noticed. The value of C1 and C2 can be reduced when RV1 is over 100k $\Omega$  – 47nF is a suitable value. The value of RV1 is seldom lower than 47k $\Omega$  – a lower value will result in lack of low-end speed control.

## Triac replacement

The selection of a replacement triac requires a little thought. Many cleaners now have motors rated at up to 1,500W, which means a full-speed current of about 6.5A (assuming a 230V mains supply). Clearly a 6A device would not last for long, so a 10A type should be fitted.

For reliable operation a heatsink is advisable. Some manufacturers pay only lip service to this, supplying a small fin to which the triac is bolted. The assumption here is that most cleaners get only intermittent use, so there is not time for excessive temperature build-up in the switching device to occur. Certainly provision of a heatsink is a problem, as space is at a premium in many cleaner bodies. A neat solution is to place the heatsink

Fig. 1: Basic motor-speed control circuit using a triac.



somewhere in the airstream, though the air leaving the cleaner is usually quite hot. As a general rule, the device should not be allowed to operate at temperatures in excess of 80°C.

### Interference suppression

Finally, make sure that the interference suppression components are doing their job. Air-cored inductors are normally very rugged and fail only when the current-carrying capacity of the winding is exceeded. Ferrite-cored inductors are susceptible to damage however, as the core is brittle and liable to shatter. The capacitors should be of the X or Y type, with an AC rating of 250V or higher. Some manufacturers fit a suppression module.

A handy check on whether the suppression circuit is working is to operate an MW radio within ten feet of the vacuum cleaner, running at low speed. A 100Hz buzz indicates that things are not as they should be.

### Remote speed-control systems

Remote control means that the motor-speed potentiometer is situated in the handle of the hose. The control will also switch the motor on and off. To satisfy safety requirements, an optocoupler is used to isolate the control from the mains supply. This device is hard-wired to the control board, the connecting cable running the length of the hose from the handle to the machine end. A two-pin plug-and-socket arrangement, integral with the hose coupling, enables the hose to be detached from the machine and stored separately.

Fig. 2 shows the basic arrangement for 'remote control'. An isolation transformer, T1, is used to supply AC to the phase-adjustment control circuit, providing a supply of 6-12V. A triac is again used to regulate the motor current, but the circuit is more complex because of the optocoupler used for mains-isolation purposes.

Experience with this type of arrangement shows that in many faulty control modules the triac has failed, going short-circuit, and has damaged the optocoupler as well. Because the optocoupler has to provide trigger pulses on both half cycles of the mains supply, it is a special type that's not found readily in the catalogues of spare parts suppliers. More specialist suppliers will have them however. Look under triac drivers in the optoelectronics segment of the relevant catalogue.

Most machines that incorporate a controller of this type have similar fault possibilities to the machine-body mounted type. The wiring between the control module and the hose-handle slider control is prone to failure however, since it's incorporated in the length of suction hose. The hose is flexible and is susceptible to careless handling – it may be trodden on or overstretched. The slider control itself is often not of the highest quality and, being subject to frequent use, its life is short.



Replacement potentiometers are not easy to obtain, the manufacturer in many cases being coy about supplying spares. So it may be necessary to resort to repair of the defective slider. Printed-circuit repair paint is useful in this respect, but the repair process is tricky and requires patience and a steady hand.

In some control handles the PCB uses small eyelets to provide the equivalent of a plated-through hole. Soldering the eyelets before reassembly of the unit is a wise precaution.

### Triac types

Triac failure is common with remote-control machines, and can only be put down to inadequate device specification. Experience suggests that a replacement should be generously rated. Snubber components should be checked. 'High-commutation' devices do not require a snubber network and should be replaced with a similar type.

Other triacs are of the high gate-sensitivity type, which are normally designed to be triggered by a 5V driver. You generally find them in the more sophisticated type of cleaner.

The range of triac features has increased in complexity over the years and is now as bewildering as that with transistors. It is no longer possible to say "a triac is a triac".

### In conclusion

The incidence of control-circuit failure is moderate, occurring more often with inexpensive imported cleaners. Repairs to these could be simple and lucrative, with the added advantage that a successful and speedy repair to an everyday household product frequently brings the customer back to your business with other, more challenging repairwork.

The circuitry used is very basic and well within the capabilities of a TV engineer. The inbred caution that TV engineers have with live mains is also an advantage when undertaking this type of work – they don't have to be told to remember to isolate the circuit from the mains supply before touching the body or pins of the triac.

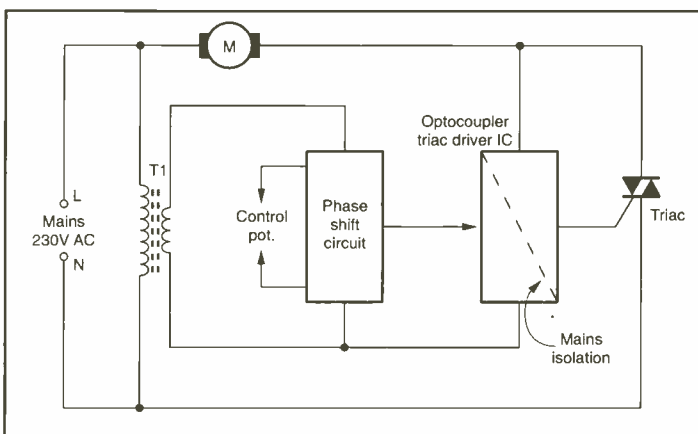


Fig. 2: Basic arrangement of a 'remote' motor-speed control system. Component values and configurations tend to vary.





# WEB SERVICE



## Amstrad

<http://www.amstrad.co.uk>

<http://web.ukonline.co.uk/clifflawson>

Amstrad now has its own official web site covering current products. For information on older products the Cliff Lawson web site is essential viewing.

## All Tech Tips

<http://www.skyeinteractive.net/tech/tips/>

Another US technical tips site which deals with subjects related to repair of the whole range of consumer electronic items. The site is being updated and plans to include current repair articles, books on repair, schematics and links to manufacturers technical repair sites. There's also a chat room.

## Anatekcorp

<http://www.anatekcorp.com/>


A US site selling computer databases of fault reports and schematics, but it has some interesting articles for free download - you can even submit your own. There's a technicians forum but you have pay \$60/year to be a member.

## Andrew Wiseman's TV Room

<http://625.simplenet.com>

An informative personal site about TV past and present. There's a discussion about the future of digital TV. There's also a logo gallery where you can listen to the old BBC and ITV intros, and see logos from cult programmes

such as the Prisoner and Dr Who. You can even watch old public information films (although I had a problem connecting to the server). There are useful sections explaining Digital Television and Programme Delivery Control for video recorders (thanks to Laurence Day for bringing this site to my attention).



## Baird 30 Line Recordings

<http://www.dfm.dircon.co.uk>

For history buffs and the curious here's a fascinating site containing early TV recordings and their background.

## BBC

<http://www.bbc.co.uk/info/reception>

<http://www.bbc.co.uk/enginfo>

If you need any help with your reception go to this site - both of the addresses point here. There's special advice for people with loft installations, and caravaners and boating enthusiasts.

## Darren Meldrum's Home Page

<http://www.meldrum.co.uk/mhp/index2.html>

This excellent site is dedicated to television especially the bits in-between - the announcements, idents and, for the nostalgic among you, the Test Cards. It also contains some useful links to other sites (as do many other sites).

## Doknet Service manuals

<http://www.doknet.com>

This Dutch site says it has 350,000 service manuals and 1 million service parts.

You interrogate the data base by filling out an order form, with the "request" box ticked, and then wait for an email to arrive back on your computer.

However, an on-line index would be useful and maybe on-line downloading of the manuals.

## Electronic Repair Tips

<http://elmswood.guernsey.net/index.html>

Here's growing source of free repair tips shared by visitors to the site. You can search by manufacturer or type of equipment. A short description of the fault is given and you can click for further details. However, my only criticism is that when you click to go back from a fault you seem to lose your original results list.

## ICHE

<http://www.iche.com>

See Bill's problem page which is a forum for engineers and technicians to post their problems, tips, advice etc to. All submissions are at Bill's discretion.

## MB21

<http://www.mb21.co.uk/index.html>

Another enjoyable site with a "telenostalgia" section about the technical aspects of television. There's also a section on transmitter sites, teletext "then and now", and a "rough guide" to widescreen television

## Newsgroups

[uk.tech.broadcast](http://uk.tech.broadcast)

[uk.tech.digital-tv](http://uk.tech.digital-tv)

[uk.tech.tv.sky](http://uk.tech.tv.sky)

If you have never got into newsgroups then these are worth a look. You "subscribe" (free of charge) to a newsgroup through your e-mail software (eg. Outlook Express). If it's not obvious how to do it then check out the help section on your Internet Service Provider's front page. Newsgroups are like notice boards where subscribers can send an

To reserve your web site space contact Pat Bunce

Tel: 020 8652 8339 Fax: 020 8652 3981

To reserve your web site space contact Pat Bunce


Tel: 020 8652 8339 Fax: 020 8652 3981

Email to be viewed by everyone else. They are generally a source of help and advice, with plenty of humour too! Maybe there should be a TV engineer specific newsgroup called "uk.tv.engineers". Any thoughts? (thanks to Iain Dobie for this information)

### Newnes

<http://www.newnespress.com>

Check out this site for the latest book titles on TV & Video Servicing and Technology and their famous Pocket Book series. You can shop on-line and




also register for an Email service to tell you when relevant new titles are published.

### NTL

<http://www.ntl.co.uk>

Go to this site for information on NTL's Broadcast, Interactive and Telecom services, including packages for home area by area. There's also a useful transmitter site map and database,




giving locations and information. The site also contains useful documents, which describe digital TV, interactive TV and digital Radio. There's also a useful contacts list.

### M.C.E.S.

<http://www.mces.co.uk>

The MCES site gives details of our range of service including Tuners, Video Heads, RF & IF Modules plus latest prices and special offers.



### Pace

<http://www.pace.co.uk/trade/index.htm>

The Pace site has a product finder. On servicing, there is a restricted access area for Pace retailers and service partners. If you are a member of the trade and you deal with Pace products you can apply for access by following the instructions. The free access area contains some useful Frequently Asked Questions and links to other useful sites such as the Lyngmark Satellite Chart at <http://www.lyngsat.com>.

### Philips

<http://www.philips.com>

<http://www.semiconductors.com/products/>

Take a look at the impressive Philips home page which leads to a product listing and detailed information. Perhaps more useful to the technician is the semiconductor data "tree" where data sheets can be downloaded on all Philips integrated circuits.

### Servicing Advice

[http://www.repairfaq.org/REPAIR/F\\_Repair.html](http://www.repairfaq.org/REPAIR/F_Repair.html)

Here are some frequently asked questions about servicing consumer electronic equipment, with a US bias. But there's some good material on monitors and CD players and CD-ROM drives. (thanks to David Edwards for this information)

### Satcure

<http://www.netcentral.co.uk>

Packed with frequently asked questions (FAQ) about common faults and cures for faulty satellite receivers and decoders. Repair kits, upgrade kits, spare parts, surplus components plus links to other satellite information sites. Also audiophile components, electronic hobby kits, dolls house and model

railway electrical stuff, a beginners' electronics course and lots of other information that will keep you occupied for days! The entire web site is also available on CD for just a £5 note.

### Taxan

<http://www.taxan.com>

<http://www.valuevision.co.uk>

Look here for information on Taxan monitors and their new Valuevision range, with information on servicing, spares and latest software drivers.



### Texas Instruments

<http://www.ti.com>

Data is also available from Texas Instruments where you can quickly search their site for the information you need. Quality Electrical Direct <http://www.qed-uk.com> Here's a new retail site with a very interesting feature - not only can you purchase from a huge range of consumer goods but you can also request price information on your mobile phone. For example, you could be looking around your local branch of Dixons and see something you want. You can then send a message to QED via the Short Message Service (SMS) on your mobile phone to request a price and delivery from QED. The information is send back to your phone including how many they have in stock. It will be interesting to see if this new E-commerce approach succeeds.

### Timecast

<http://realguide.real.com/stations/>

Television of the future? This site contains listings of TV and Radio stations available on the Internet. There are quite a few TV stations of US origin available to watch. The video quality isn't very good at the moment, but this is sure to improve. There are also some fixed cameras positioning in locations ranging from game park, high streets and people's houses - not exactly captive viewing! But an interesting



thought - are PCs and TVs going to eventually "get married"?

## Transmitter Alignment Programme

<http://www.tvtap.mcmail.com>

This site contains the timetable of work on the TV Transmitter Adjustment Programme or TAP. The programme's aim was reported earlier in Teletopics, but briefly it is to maintain existing analogue services as work progresses on digital television UK "to fulfil official regulatory licence requirements". When transmitters are being worked on there are local messages.

## Televés

<http://www.televés.com/ingles/ingles.htm>

Televés website was launched as an



easier way to keep in contact with our World-wide Network of Subsidiaries and Clients. This site is constantly updated with useful information/news plus you can download info on our range: TV Aerials & accessories, Domestic and Distribution amplifiers,

Systems Equipment for DTT and Analogue TV, Meters and much more.

## UK Electrical Direct

<http://www.uked.com>

For a comprehensive on-line directory, buyers guide and resource locator for the UK Electrical Industry look at this site. Many of the companies listed have links to their own web sites, making this a one-stop shop for a huge amount of information.

## UK Mailing List Group

<http://www.egroups.com/list/uktvr/epair>

Following on from the newsgroup discussion last month there is a UK Email group for TV technicians where you can send an Email to everyone in the group. There's just over 30 people in the group at present. For more details and how to register look at the egroup home page. Just a general comment though - you do have to be careful who you give your Email address to so that you can avoid "spamming" - that is getting lots of unwanted Email about dubious Russian site (amongst others).



We understand that cost is an important factor, as web sites are an added drain on budgets. But we are sure you will agree that the following rates make all the difference:

### FOR 12 ISSUES:

Lineage only will cost £150 for a full year, just £12.50 per month.

This includes your company's name, web address and a 25-word description.

Lineage with colour screen shot costs £350 for



## Reed Connect

<http://www.reedconnect.net/>

Another free internet access site, this time from Reed Business Information. However the site possesses a useful UK People and Business Finder, with an e-mail search. There's also business news and local information, and some good links to directory sites.

## Repairworld

<http://www.repairworld.com>

Repairworld is a sophisticated US based fault report database which is updated bi-weekly. It operates on a subscription basis and describes itself as an "affordable solution for all technicians". There is apparently no minimum number of months for which you have to subscribe. You can see some samples of the material for free, monitors, VCR, DVD and Camcorders being of particular relevance to UK users. The site even provides a "chat room" where you can talk via your keyboard to others "in the room".

Put your web address in front of 21 000 electronics enthusiasts and experts.

Television acknowledges your company's need to promote its web site, which is why we are now dedicating pages in every issue to announce your WEB ADDRESS.

This gives other readers the opportunity to look up your company's name, to find your web address and to browse the magazine page to find new sites.

a full year, which equates to just £29.17 per month.

This price includes the above mentioned information, plus a 3cm screen shot of your site, which we can produce if required.

To take up this offer or for more information ring:

Pat Bunce on 020 8652 8339  
or fax on 020 8652 3981.  
or e-mail: [pat.bunce@rbi.co.uk](mailto:pat.bunce@rbi.co.uk)

| Company name | Web address |
|--------------|-------------|
|              |             |
|              |             |
|              |             |
|              |             |
|              |             |
|              |             |
|              |             |

## Answer to Test Case 450

- see page 473 -

Next morning Mrs Terry's Sony set provided a sure clue to where the problem lay. Its picture tube flashed over inside, at which point the picture and sound went off. When they returned, the scan geometry was incorrect. Would the set need a new tube to put it right? In fact no.

One reason for tube flashovers is excessive EHT voltage, which in turn depends on the HT applied to the line output stage. In this set the HT voltage, developed by D606 and C620 in the power supply, should be 118V. TechnoCrat found that the voltage across C620 was in fact 127V. But there's no preset control in the power supply for HT adjustment. Once again a question mark hung over the man and the telly!

After some thought TechnoCrat decided to replace the three electrolytic capacitors C607/08/10 in the circuitry on the primary side of the power supply. When he had done this he found that the HT voltage on the secondary side measured 116.9V. The EHT was now presumably a little lower than before.

This was not quite the end of the story however. Amongst the Sony service bulletins TechnoCrat found a reference to flashover problems in the early life of this and similar models. Four modifications were described. Once these had been carried out there was no further trouble. In the intervals between harvesting her fruit and vegetables and selling them, Mrs Terry now enjoys trouble-free viewing.

### NEXT MONTH IN TELEVISION

#### Identifying failed capacitors

If you thought that the health of a capacitor could be determined by measuring its capacitance, Cyril Bateman's article on checking capacitors in situ will come as an eye-opener.

#### The Sony Centre

Sony has opened a new European HQ, the Sony Centre, at Potsdamer Platz in Berlin. George Cole visited the Centre recently to see some of the company's latest developments in video and audio technology, including DVD and SADC products and items that use the IEEE 1394 (FireWire) digital interconnection system.

#### Modern Projection TV

Modern projection TV systems are compact and provide much improved performance. Edgar Beddow describes the techniques commonly used, both CRT and LCD types.

#### DVD update

Delegates to the DVD summit, which was held this year in Dublin, were shown many future DVD developments including NUON, an interactive DVD format, web-connected DVDs and a new optical storage system. George Cole reports on these and other developments.

#### PLUS ALL THE REGULAR FEATURES

## TELEVISION INDEX/DIRECTORY AND FAULTS DISCS PLUS HARD COPY INDEXES & REPRINTS SERVICE

### INDEX DISC

Version 8 of the computerised Index to TELEVISION magazine covers Volumes 38 to 49 (1988-1999). It has thousands of references to TV, VCR, CD, satellite and monitor fault reports and articles, with synopses. A TV/VCR spares guide, an advertisers list and a directory of trade and professional organisations are included. The software is quick and easy to use, and runs on any PC with Microsoft Windows or MS-DOS. Price is £36 (supplied on a 3.5" HD disc). Those with previous versions can obtain an upgraded version for £16. Please quote the serial number of the original disc. See the CD-ROM offer below.

### FAULT REPORT DISCS

Each disc contains the full text for television VCR, monitor, camcorder, satellite TV and CD fault reports published in individual volumes of TELEVISION, giving you easy access to this vital information. Note that the discs cannot be used on their own, only in conjunction with the Index disc: you load the contents of the Fault Report disc on to your computer's hard disc, then access it via the Index disc. Fault Report discs are now available for:

Vol 38 (Nov 1987 - Oct 1988); Vol 39 (Nov 1988 - Oct 1989);  
Vol 40 (Nov 1989 - Oct 1990); Vol 41 (Nov 1990 - Oct 1991);  
Vol 42 (Nov 1991 - Oct 1992); Vol 43 (Nov 1992 - Oct 1993);  
Vol 44 (Nov 1993 - Oct 1994); Vol 45 (Nov 1994 - Oct 1995);  
Vol 46 (Nov 1995 - Oct 1996); Vol 47 (Nov 1996 - Oct 1997);  
Vol 48 (Nov 1997 - Oct 1998); Vol 49 (Nov 1998 - Oct 1999).

Price £15 each (supplied on 3.5" HD discs).

### FAULT FINDING GUIDE DISCS

These discs are packed with the text of vital fault finding information from TELEVISION - fault finding articles on particular TV chassis, VCRs and camcorders, Test Cases, What a Life! and Service Briefs. There are now three volumes, 1, 2 and 3. They are accessed via the Index disc. Price £15 each (supplied on 3.5" HD discs).

### COMPLETE PACKAGE ON CD-ROM

The Index and all the Fault Report and Fault Finding Guide discs are available on one CD-ROM at a price of £196 (this represents a huge saving). Customers who have the previous CD-ROM can upgrade on CD-ROM for £46 (other customers call for a quotation). Please quote the serial number of your disc when you order.

### REPRINTS & HARD COPY INDEXES


Reprints of articles from TELEVISION back to 1986 are also available: ordering information is provided with the Index, or can be obtained from the address below. Hard copy indexes of TELEVISION are available for Volumes 38 to 49 at £3.50 each.

All the above prices include UK postage and VAT where applicable. Add an extra £1 postage for non-UK EC orders, or £5 for non-EC overseas orders. Cheques should be made payable to SoftCopy Ltd. Access, Visa or MasterCard Credit Cards are accepted. Allow 28 days for delivery (UK).

**SoftCopy Limited,**  
**1 Vineries Close, Cheltenham, GL53 0NU, UK.**  
**Telephone 01242 241 455.**  
**Fax 01242 241 468.**  
**e-mail: sales@softcopy.co.uk**  
**Web site: http://www.softcopy.co.uk**

Published on the third Wednesday of each month by Reed Business Information Ltd., Quadrant House, The Quadrant, Sutton, Surrey SM2 5AS. **Filmsetting** by JJ Typographics Limited, Unit 4, Baron Court, Chandlers Way, Temple Farm Industrial Estate, Southend-on-Sea, Essex SS2 5SE. **Printed** in England by Polestar (Colchester) Ltd., Newcomen Way, Severalls Industrial Park, Colchester, Essex CO4 4TG. **Distributed** by MarketForce (UK) Ltd., 247 Tottenham Court Road, London W1P 0AU (0171 261 7704). **Sole Agents** for Australia and New Zealand, Gordon and Gotch (Asia) Ltd.; South Africa, Central News Agency Ltd. **Television** is sold subject to the following conditions, namely that it shall not, without the written consent of the Publishers first having been given, be lent, resold, hired out or otherwise disposed of by way of Trade at more than the recommended selling price shown on the cover, excluding Eire where the selling price is subject to currency exchange fluctuations and VAT, and that it shall not be lent, resold, hired or otherwise disposed of in a mutilated condition or in any unauthorised cover by way of Trade or affixed to or as part of any publication or advertising, literary or pictorial matter whatsoever.





**Reports from  
Ian Field and  
Russ Phillips**

**Viglen CA1426LT**

"Blows fuses" the job card said. When I opened the monitor for inspection I found that the PCB fuse was intact, while the grime inside showed no evidence whatsoever that there had been any disturbance. Although it's possible for the mains filter components to cause problems with the fuse, the situation cast doubt on the accuracy of the job card's description.

I eventually found that the monitor would shut down randomly after several hours. Switching off and on again would reset it, and it would then continue to work for a few more hours. But each time I restarted the monitor it had cooled down.

After several attempts to catch it in the act, I was just returning to the bench when I saw the raster narrow slightly then vanish. This time switching the monitor off and on did not restart it – until it had been left to cool down. Despite this, use of heat from a hairdryer failed to instigate the fault even though the whole chassis was becoming so hot I feared I might be about to cause a new fault. Anyway, the cause of the problem was clearly not component failure at the running temperature, for example a leaky semiconductor device, and almost every component had already been subjected to a wiggle test. In this respect I had paid particular attention to the tall electrolytics on the secondary side of the power supply. Their leads can part from the solder fillet without any visible sign of distress.

Despite this I decided to rework

# Monitors

the soldering. But as I was removing the chassis something fell out and bounced on the floor. It was a small UNC screw from a hard-drive cover, and could easily have fallen through the top ventilation slots. I'd found the culprit.

This chassis is the later version of the AST LR14. They both use a Trinitron tube and have MOSFET-switched scan/EW loading capacitors. The notorious C322 in this version is a resin-dipped 8.2nF, 1.6kV component that gives trouble only when dry-jointed. **I.F.**

**Tatung CM17MKR**

"LED on, otherwise dead" it said on the job card. The power supply module slots into the side metal-work, and most of the connections are accessible. I found that the mains supply was present at the module and came back out to go to the standby power supply PCB, but there were no DC outputs. Removing the main panel's HT connector did not result in the power supply starting, so out it came. Both pins of the chopper transformer's primary winding were dry-jointed, and continued use had produced a fair gap around them because of spark erosion. After cleaning and resoldering them I turned the PCB over to inspect the top side.

C829 (47µF, 100V), which is associated with the 74V rail, had a badly shrunk plastic sleeve. Although it produced a very good ESR reading it felt light, suggesting that most of its electrolyte had been lost. So I replaced this item and added an 0.22µF, 100V Mylar capacitor in parallel to reduce ESR loss through self-heating. A convenient mounting position is on top of R836, which is in parallel with C829. The electrolytics connected to pins 7 and 8 of the UC3842 chopper control chip were both OK, and the two 56kΩ start-up resistors were in good condition.

Once the power supply had been refitted the only remaining problem

was how to get a decent grey scale from the rather tired CRT. **I.F.**

**Belinea 104010**

This monitor's power supply was pulsing. I soon found that the 2SK1917 B+ supply pulse-width modulator MOSFET Q001 was short-circuit. Because this is a shunt, flyback-converter type regulator circuit, it had applied a short across the chopper power supply, hence the pulsing. Flyback-type B+ PWMs are so much safer than the old series-chopper 'buck regulators' which supply maximum voltage to the line output transformer when they fail. I have yet to find one that has damaged the power supply, though I've come across a power supply fault that damaged the B+ PWM regulator – the UC3842 control chip was not regulating.

I've had several of these monitors that have shown signs of weak CRT emission despite being little more than a year old. I consider it wise to replace C167/8, using either extra-low ESR types or adding shunt 0.22µF Mylar capacitors. It is also worth upgrading the heater supply rectifier D151 (Liteon UF2003), which is rated at only 2A, to a 3A diode such as a UF540X or 31DFX type. Because of the high peak current involved, the forward voltage drop across the rectifier considerably exceeds 0.7V. Most monitor manufacturers use heater rectifiers rated at 3A, sometimes more, even though this is many times the rated heater current. **I.F.**

**Edge Technology  
KTX:M1454D-L**

This monitor was dead with a smell of burning that lingered. The customer mentioned that it had blown the mains plug fuse as well as its own fuse, and had made the PC shut down. The MOSFET Q101 (IRFIBC40G) on the primary side of the power supply was short-circuit, and two of the bridge rectifier diodes had been destroyed. Source resistor R106 had survived, but the

12V gate protection zener diode ZD101 was short-circuit. This often means that the '3842 control chip has not been damaged. But as the overall situation was beginning to suggest that there had been regulation failure, for which the chip could have been responsible, this item was added to the list of replacements.

The supply at pin 7 of the SG3842 chopper control chip U101 is decoupled by two electrolytics in parallel instead of a single one, no doubt to reduce the ESR. They are C109 (100 $\mu$ F, 35V) and C110 (47 $\mu$ F, 35V), and proved to be OK when checked with an ESR meter. The error voltage reservoir capacitor C112 (4.7 $\mu$ F, 50V) had an ESR of greater than 2 $\Omega$  however, so a replacement was fitted. On the secondary side of the supply D121 (FUF5406) was short-circuit.

Further examination revealed that the 2SC5297 line output transistor Q302 and the UF5407 fly-back diodes D305/6 were charred while the EW modulator transistor Q406 had a hole blown in its casing. This made it impossible to read the full type number. My best guess was that it had been a 2SD669A or 2SD679A. As I had neither in stock I measured the maximum voltage developed across the collector-emitter terminals with no transistor fitted and got a reading of about 56V. A search through the selection tables for a device that met this requirement identified type 2SC669A. With one of these transistors fitted and the other items replaced it was time to try the monitor.

It powered up all right, but there were still EW faults. Q404/5 (both 2SA733) were found to be short-circuit and replacements produced an improvement, but the EW and trapezoid controls still did nothing.

With no service manual, I had to resort to operating the front panel buttons while monitoring each pin of the microcontroller chip in turn until I could identify the relevant DAC outputs. The EW DAC output is at pin 35, and is fed via a network of components to pin 10 of the LM1296 chip U401. The parabola output is at pin 11 and controls Q401/3 (both 2SC945). The latter was short-circuit. Once this transistor had been replaced the monitor worked correctly.

Further inspection revealed that R424 (680 $\Omega$ ) was discoloured. It didn't seem to be creating a problem, but in the interests of reliability a replacement was fitted. While

reassembling the case I noticed that the swivel base was a sloppy fit and, as I was coiling the signal cable around it, the swivel bit fell off! The two parts are held together by a nylon ring that clips on to a circle of locking tabs. These were either worn or had been badly formed, as almost any movement resulted in the ring slipping off. Since the space inside the circle of locking tabs is quite round, I found a surplus electrolytic capacitor that was a tight push-fit in the round hole with the nylon ring fitted. The swivel base didn't fall off after that! **I.F.**

### Elonex MN034P

The complaint with this monitor was erratic start up. It was definitely not a Philips-manufactured MN034P. Initially I thought that it looked very similar to one of the Amstrad models, but there were also strong similarities to the Belinea 104010, except that this was an earlier model with rotary controls.

The inside of the monitor was thick with convected exhaust particulates and looked very toxic. It could well have been that this was causing sufficient leakage around the EHT system for safety shutdown to be activated. As well as being toxic, a pollution layer as thick as in this monitor is a potential fire hazard. So the job started with a thorough clean up.

Once I could actually see the PCB I noticed that C155 (470 $\mu$ F, 35V) had been inserted incorrectly, with one leg through one of the holes provided for ventilation. When I got round to powering the monitor it sat there pulsing as if there was a short-circuit somewhere. But no, this is a quirk of the design. The chassis produces an imitation of a serious fault condition when the sync input is interrupted! Some time was wasted checking the B+ PWM circuit and the line output stage before I realised that the signal plug had been pulled out during the struggle.

Although this was a fairly old monitor, in which a worn CRT is only to be expected, replacement of the electrolytics in the heater supply should help, with 0.22 $\mu$ F Mylar capacitors added as necessary. **I.F.**

### AOC CM335

The complaint with this monitor was no blue in the display. A very annoying feature of this model is the manufacturer's obsession with

the use of hot-melt glue on the CRT base panel. What I removed from this one will save me buying any for months! As the monitor worked, I tried to soften the glue by running it for a while. But in the end the only way of separating the base from the CRT was to cut the glue with a scalpel, which I dipped in white spirit to help prevent it sticking to the glue.

Once the CRT base was off and apart, the RGB output transistors were found to be in need of fresh solder. The CRT base socket had good soldered joints at all pins, but the latter had been inserted into the PCB only just far enough to be soldered to – no wonder so much glue was needed to hold it on! **I.F.**

### AOC 4N1V

This monitor showed no signs of life. Both pins of P401, which leads to the square loop of wire that's mounted on top of the scan assembly, were dry-jointed and had arced. As this inductance is in series with the line scan coils, the break in the circuit here resulted in the monitor shutting down. On the component side the plastic body of the connector was badly discoloured, and the metal contacts had been annealed with the result that they were no longer springy.

The cure for this problem, which I have had from time to time, is to obtain a suitable replacement connector from scrap equipment and graft it on in place of the damaged one, with the help of some heat-shrink sleeving to ensure adequate insulation. Correct polarity is important. The plug is non-reversible, and as a warning one of the wires has a small, round sticky red label on it. Just in case this fell off during the repair, I cut one wire first and fitted the new connector lead to it before cutting the other wire to remove the old connector completely. **I.F.**

### Viglen CA1428LE

This monitor came on all right but the contrast didn't work. The cause was dry-joints, especially on the CRT base PCB and in the line output stage, and the fact that TR411 (BC557) was short-circuit. It's located near the LOPT. **R.P.**

### Elonex AS4G

This monitor was dead with the 2SK1117 chopper transistor short-circuit. Note that it's a FET device. When you get this fault the HA17384 chopper control/drive chip should also be checked. **R.P.**





*We welcome letters from our readers and try to publish as many as we can. You can send them typed, handwritten, or on disc. Address them to the Letters Editor, Room L302, Quadrant House, The Quadrant, Sutton, Surrey SM2 5AS.*

### Future of Terrestrial TV

In a recent issue K. Cummins mentioned that the BBC no longer lists new relay stations. If you look at the BBC R&D internet page however it's said that as 99.4 per cent coverage has been achieved no new analogue relay stations are planned. Fair enough, but what will be the position with digital services? It seems unlikely that such a wide coverage will be possible. Thus some people, who at present pay their licence fee, will lose all terrestrial reception after the analogue switch off.

In areas such as South Wales, where terrestrial transmission is difficult, will the digital service providers be willing to pay for full

coverage, given that there may be few potential takers other than in the larger towns/cities? As broadcasting comes to be seen less as a public service and more as part of the wider communications and information industry, I can't see that terrestrial broadcasting has much of a future, whatever the technology.

*Mark Davies,  
Merthyr Tydfil, S. Wales.*

### Replacing SM Chips

I've used the following method of unsoldering 84-pin surface-mounted chips very successfully. First, use desoldering braid to remove any surplus solder from the pins.

The next step is to thread a very fine wire, consistent with the strength required, behind the pins on one side of the square chip, see Fig. 1(a). Anchor the wire at one end. Apply an ordinary soldering iron to two or three pins at the other end of the wire, then pull it gently so that it lifts the pins that have been heated. Keep moving the iron along the row of pins, heating two or three at a time, and keep pulling the wire. Let the iron do the work of detaching the pins from

their tracks, using the wire to detach the pins physically as you pull it under the pins. In this way each row of pins can be detached very quickly in one go.

When fitting the new IC, use a drop of glue to hold it in place then use a very fine-pointed probe to locate each pin on its track. Instead of soldering each pin separately, apply solder along a row of pins, at their tips, without bothering about the pins being bridged. Use desoldering braid to remove bridges between the pins. The idea is shown in Fig. 1(b). You will find that the pins solder firmly. If necessary, test with a probe. Use fine-gauge solder.

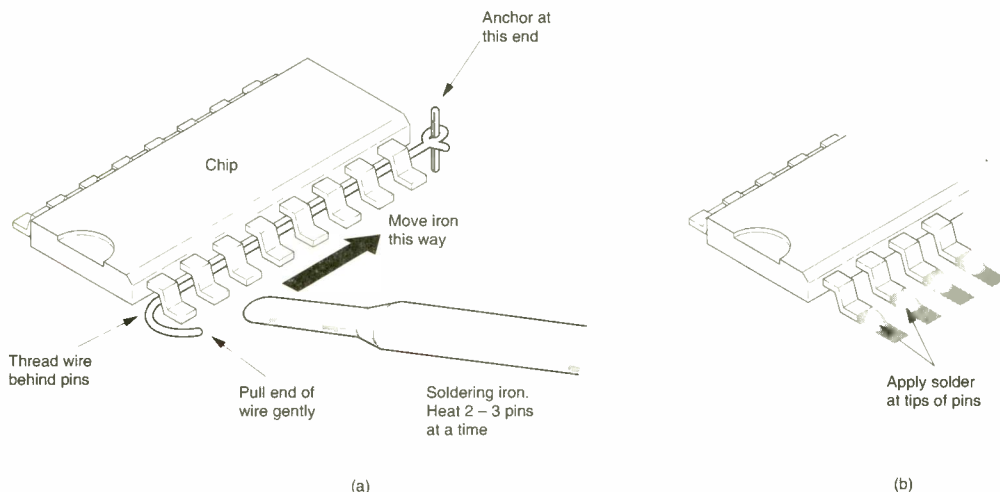
I hope other readers will find this tip helpful.

*Christopher Deus,  
King's Lynn, Norfolk.*

### The Schottky-barrier Diode

In VCR Clinic, March, Tim Edwards mentioned replacing a BYV10-20 diode (DP06) in the Ferguson FV71LV with a BYD33D. I don't know what role DP06 performs, but I do know that a BYV10-20 is a Schottky-barrier diode and that a BYD33D isn't. It's quite likely that the chopper power supply uses a MOSFET transistor and that DP06 is its Vgs protection diode. A Schottky diode is often preferred in this position because it imposes less capacitive loading on the gate drive waveform, enabling a higher switching frequency to be used without loss of efficiency. For the purpose of gate protection a Schottky diode is as good as a zener diode. When its PIV is exceeded, the BYV10-20 produces a much harder short-circuit than a zener diode, so the BYV10-20 is much more likely to prevent damage to the chopper control chip should the MOSFET blow up.

Tim Edwards said he obtained a reading of 300Ω with the BYV10-20. This does seem to be a bit low. I tried with a couple of different



**Fig. 1:** Use of an ordinary soldering iron and a length of fine wire to remove a multi-pin surface-mounted chip (a). When fitting the replacement, apply solder at the tips of the pins as shown at (b).

DMMs, one auto-ranging and the other a manual rotary-switch type, and obtained huge differences in resistance readings, both forward and reverse. A selection of Schottky-barrier diodes produced forward resistances ranging from 500-900 $\Omega$ , and reverse resistances ranging from 15k $\Omega$  (with a very large rectifier) to 120k $\Omega$ . A quick-test continuity tester I have always gives a faulty reverse leakage indication with Schottky-barrier diodes. Fortunately they are readily identifiable using the DMM diode-test function. Four different DMMs I have tried all gave a forward-voltage reading of between 0.175-0.22V, with an out-of-range reverse-voltage indication for a healthy Schottky-barrier rectifier.

If I am right about the function of DP06, the circuit will appear to operate normally with an ordinary diode but the MOSFET and chopper-control chip will not have the same protection. In addition the device's junction capacitance will load and hence round the edges of the gate-drive squarewave: the slower switching transition times will increase the MOSFET's dissipation.

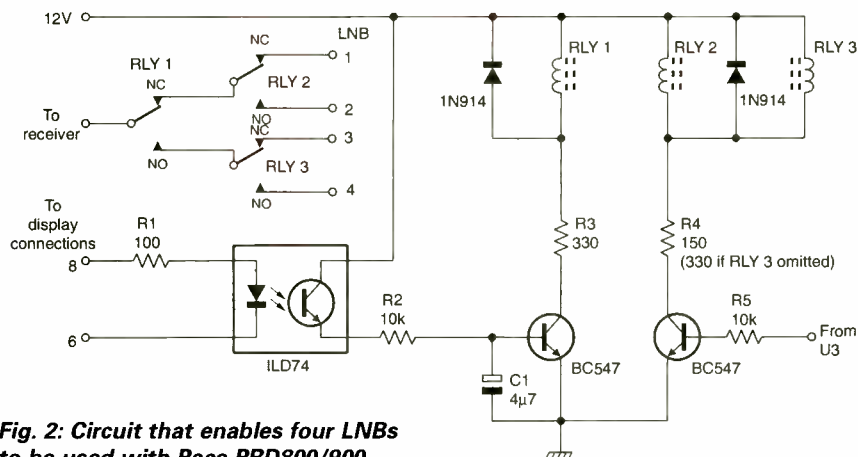
The nearest equivalent to the BYV10-20 is the 1N5817. The most important parameter is the 20V reverse-voltage rating. In the event of a MOSFET going open-circuit gate-to-source, or rupturing the source-current sensing resistor, a BYD33D will not stop the full 320V appearing at the chopper control chip's output. There is likely to be severe damage to the primary side of the power supply.

Again I'm only guessing, but if the designer decided to use a Schottky-barrier Vgs clamp diode to reduce the capacitive loading, the value of the gate feed resistor is likely to be lower – as low as 6.8 $\Omega$  instead of the more usual 47-100 $\Omega$ .  
*Ian Field,*  
*Letchworth, Herts.*

### Multi-LNB use

Martin Pickering has an excellent way of enabling a Pace PRD800/900 satellite receiver (and clones) to use two LNBs: the simple circuit for this can be found at his web site ([www.netcentral.co.uk/satcure/prd.htm](http://www.netcentral.co.uk/satcure/prd.htm), see sections 4 and 19). Here's a less simple, less versatile way of going about it. But when the two methods are combined up to four LNBs can be used.

I have added the two modifica-



**Fig. 2: Circuit that enables four LNBs to be used with Pace PRD800/900 series satellite receivers.**

tions to my Goodmans ST700 receiver, which has already been upgraded to 199 channels using another kit from Martin Pickering. I use only three LNBs, but have included information that enables four to be used. I simply use the MSD (Most Significant Digit) in the drive signal for the display to indicate that a channel above 99 has been selected. In this way my circuit (see Fig. 2) splits the 199 channels into two groups: Martin's circuit can then provide a further choice of two from each group by way of the menu system.

The display is not fitted in the ST700, but the PCB has a place for it. As the display is multiplexed, the signal needs to be smoothed. Hence the 4.7 $\mu$ F capacitor C1. I have fitted a DIN socket on the rear panel for the signals to exit but, if you are happy with bringing wires out at the side of a scart connector, you will not need to remove the PCB (unless you are fitting Martin's 199-channel upgrade at the same time). Once you remove the top and front panels you will have access to everything you need.

The positive supply is obtained from the output of the 7812 voltage regulator. Pin 1 of the display is the end nearest to the middle of the PCB. I mounted the components on a piece of stripboard with eleven strips by seven holes, strip side up, fixed to the PCB with double-sided foam tape. Any layout will be OK.

The relays are a special RF type, RK1-12V (12V, 720 $\Omega$ ), made by Matsushita. The relays and diodes are housed in a small box close to where the LNB signals enter the house. Only the one coaxial cable and the three-way signal cable go from this box to the receiver.

I used an ILD74 optocoupler

because it was to hand, but any type should work. If you use one with more gain, the value of R1 could be increased. R5 replaces the 100 $\Omega$  resistor in Martin's circuit. If you use only three LNBs, simply feed the third LNB signal to the normally-open contact on relay one, leave out relay three and use a 330 $\Omega$  resistor in position R4.

*A.R. Knight,*  
*Farmoor, Oxford.*

### Rejuvenating Trinitrons

While browsing through some back numbers of *Television* I came across Les Austin's articles on CRTs, in particular on rejuvenation. I've used the technique successfully on a number of occasions with ordinary tubes, but recall a comment that it is not possible to rejuvenate Sony Trinitron tubes. I did try it once, without success. Does anyone know why rejuvenation doesn't work with Trinitron tubes? Incidentally, does anyone know what happened to the TV Engineers' chat line e-mail [dad@deathsdoor.com](mailto:dad@deathsdoor.com)

*Derek Minns,*  
*Fordingbridge, Hants.*

### Theft of Service

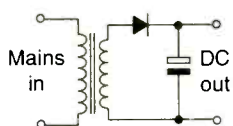
With reference to the letter on theft of service (April), I suspect that every TV engineer and tradesman in the country (including myself) will agree with Michael Maurice. It is indeed a grey area. What about customers and corporations that steal your knowledge over the phone and then sort out the problems for themselves or go elsewhere? At the end of the day however it is not the loss of money that is paramount but the betrayal of trust.

*John Stacey,*  
*South Molton, Devon.*

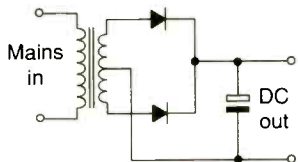


# Free with this issue of *Television*, four 1.5A 1N5399 diodes

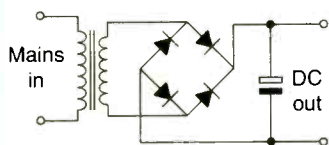
## Simple power supplies



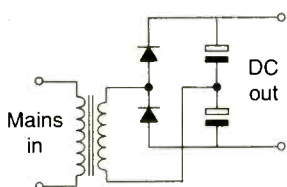
*Half-wave rectifier – use where simplicity is paramount and high 50Hz ripple isn't a problem.*



*Full-wave rectifier needs a centre-tapped transformer but produces an output with much less ripple than the half-wave rectifier. Ripple is 100Hz, assuming 50Hz mains, hence easier to smooth.*



*Bridge rectifier doesn't need a centre-tapped transformer to produce a clean output and although it uses four diodes, these only need to have a voltage rating of half those needed for an equivalent full-wave rectifier.*



*Voltage doubler. High ripple and poor regulation but useful for low-current applications where a suitable transformer isn't available.*

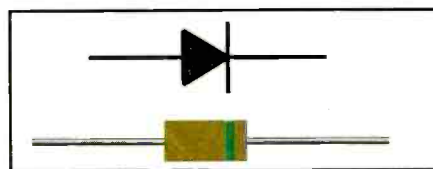
### Outline rectifier circuit characteristics.

| Circuit   | Input voltage (rms) | Output voltage no load | Approx. output voltage full load | Rectifier peak inverse voltage | Rectifier current |
|-----------|---------------------|------------------------|----------------------------------|--------------------------------|-------------------|
| Half wave | E                   | $\sqrt{2} \times E$    | E                                | $2\sqrt{2} \times E$           | I                 |
| Full wave | E+E                 | $\sqrt{2} \times E$    | 1.2E                             | $2\sqrt{2} \times E$           | 0.5I              |
| Bridge    | E                   | $\sqrt{2} \times E$    | 1.2E                             | $\sqrt{2} \times E$            | 0.5I              |


Free with this month's issue is a pack of four 1N5399 power rectifier diodes. These diodes are excellent general-purpose rectifiers, ideal for use in power supplies and regulators.

### 1N5399 specifications

|                       |      |       |
|-----------------------|------|-------|
| Forward current $I_o$ | 1.5A |       |
| Peak inverse voltage  | PIV  | 1000V |
| Forward voltage @1A   | 1.6V |       |



Your 1N5399 diodes are sponsored by Semiconductor Supplies International – the distributor with 20 000 hard-to-find items from stock. <http://www.ssi-uk.com>, e-mail [sales@ssi-uk.com](mailto:sales@ssi-uk.com), fax 020 8643 3937, tel. 020 8643 3937.



Semiconductor Supplies International Ltd

Dawson House, 128 - 130 Carshalton Road,  
Sutton, Surrey, England, UK. SM1 4TW  
Telephone: 020-8643 0829 (Accounts Dept.)  
020-8643 1126 (Sales and Technical Queries)  
Fax: 020-8643 3937 (For International use +4420)  
e-mail: [sales@ssi-uk.com](mailto:sales@ssi-uk.com) Web: [ssi-uk.com](http://ssi-uk.com)



# WILTSGROVE LTD

28/29 River Street, Digbeth, Birmingham B5 5SA  
 Tel : 0121 772 2733 Fax : 0121 766 6100  
 e-mail : sales@wiltsgrove.co.uk

**CORDLESS 'B' Grade PHONE**  
 • User friendly MMI  
 • Memory Dialling  
 • Tone Dial switchover  
 • Register recall  
 • Key tone On/Off  
 • Baby call  
 • Handset lock  
 • Incoming call priority  
 • Call transfer  
 • Call time display  
 • Paging handset feat.  
 • Different ring tones  
 \*Phones are supplied in original packaging

SPR-5100 Cordless Phone  
**£29.99**

**WIDESCREEN TV**  
 JAPANESE GRADED STOCK  
 28" from **£279.00**  
 32" from **£439.00**

**AIWA Brand New Stock**

Only **£59.99** each  
 Model : LCX137KS

Only **£99.99** each  
 Model : NSXSZ20KS

**Jamo**  
**SPEAKER RANGE**  
 JAMO D-165 . . . . £37.99 each  
 CORNET 165 . . . . £34.99 each  
 STUDIO 170 . . . . £69.99 Per Pair  
 SURROUND 160. . £39.99 Per Pair

GRADED STOCK

**REC-800** Multi-Region DVD Player  
**Millennium BARGAIN** **£159.99**

SATIN GOLD FINISH. COMPLETE WITH REMOTE CONTROL, AUDIO/VIDEO LEADS & 12 MONTHS G'TEE

**EX-RENTAL STOCK TELEVISION'S**  
 Plastic Black Cabinet :-  
 21" Remote from **£29.99**  
 21" NICAM Text from **£34.99**

**Electra AWM1100 Eco Spin AutoWash -Washing Machine**  
 (Graded Stock)

Power Supply : 230V-240V 50Hz »  
 Heater : 1950W

» Main Motor : Tumble 200Watts, Spin 550rpm  
 450Watts, 1100rpm 450Watts.

» Spin Speed : 550 or 1100rpm.

» Height : 84.5cm. »  
 Width : 59.5cm. »  
 Depth : 55.0cm.

» Capacity : 4.5Kg (10lb).  
 » Water Supply : Hot or Cold.

**£129.00 +Vat**  
 with 12 Months On-site Guarantee

**SONY GRADED TELEVISIONS IN STOCK !**

**TELEVISION BARGAINS**  
 GRADED STOCK IN THE BOX - AS GOOD AS NEW

ALL SETS ARE IN WORKING CONDITION

| Description    | 1+      | 5+      |
|----------------|---------|---------|
| 14" CTV R/C    | £42.50  | £39.99  |
| 14" Text R/C   | £49.99  | £44.99  |
| 21" CTV NICAM  | £74.99  | £69.99  |
| 28" CTV NICAM  | £129.99 | £119.99 |
| 28" Widescreen | £184.99 | £174.99 |

**WHITE GOODS**  
 NOW IN STOCK  
 RING FOR DETAILS

**CDTV50**  
 5" COMBINED PORTABLE TV/CD PLAYER

Amstrad

Only **£34.99** each  
 5+ **£29.99** each

GRADED STOCK

- 5" Black & white TV
- MW/FM stereo radio
- Top loading CD player
- 20 track programmable CD
- Repeat play
- Sleep mode

**Panasonic 4 Speaker Surround Package**

Surround sound speaker package. Power: 15W

Contents :  
 • 2 x Front Speakers  
 • 2 x Rear Speakers  
 • 2 x Front connector wire  
 • 2 x Rear connector wire

Package Price : **£29.99**

**QUANTITY DISCOUNTS AVAILABLE !**



**SPARES AVAILABLE FOR THE FOLLOWING BRANDS :**

**AWIA, ALBA/BUSH, GOLDSTAR, FERGUSON, LG, TOSHIBA, THOMSON, HITACHI, JVC, DAEWOO, HINARI, NIKKAI, BEKO, SANYO, TATUNG, THORN, SONY, PHILIPS, PANASONIC, DECCA, PYE, GEC, CROWN, SAMSUNG, MITSUBISHI, GOODMAN'S, GRANADA, GRUNDIG, NOKIA, FIDELITY, ITT, MATSUI & MORE.....**

TRADE ONLY. Offers subject to change without prior notice. Items Subject to Availability, Carriage and V.A.T.

**Freefax Orderline : 0500 55 05 05**



# CAMPION WHOLESALE LTD.

## UK's Largest Electrical Wholesaler

For Both the UK and Export

Ex-Rental and Graded

TV's, Videos, Satellite,

Hi-Fi Equipment and White Goods

**FREE** Delivery Service to most areas of the UK

World-Wide Export Service

Experts in UHF / VHF Conversion

**TEL: 01299 879642 FAX: 01299 827984**

CALL TODAY FOR A BROCHURE OR COME AND SEE OUR LARGE WAREHOUSE

Unit 75 Barracks Rd, Sandy Lane Ind. Est. Stourport,

Worcestershire DY13 9QB

Just 10 minutes from M5 Junction 6 - Worcester North



TV's  
From £5.00

Video's  
From £5.00

Satellite's  
From £5.00

TV / Video  
Stands  
From £1.50

Major  
Credit  
Cards  
Accepted



Wholesale Distributors & Export Agents  
of Domestic Electronics & Appliances

Possibly the Largest and Oldest Establishment in the UK

### THOMSON, FERGUSON, SANYO, MITSUBISHI, BUSH, ALBA, GOODMAN'S

#### FACTORY GRADED (MINT)

|                                  |             |
|----------------------------------|-------------|
| 14" R/c TV.....                  | from £45    |
| 20"/21" Text Nicam.....          | £59         |
| 28" Nicam.....                   | £135        |
| 28" Wide.....                    | £225        |
| 32" Wide.....                    | £300        |
| VCR.....                         | from £45    |
| <b>CD</b> Radio Cassette.....    | from £15    |
| <b>CD</b> Micro Hi-Fi.....       | from £25    |
| <b>CD</b> Multi Disc.....        | from £39    |
| <b>CD</b> Walkman.....           | from £12.50 |
| <b>BT</b> Phones.....            | from £15    |
| <b>BT</b> Dect Phones.....       | from £35    |
| <b>BT</b> Dect Answerphones..... | from £45    |

#### SANYO/SHARP

|                      |             |
|----------------------|-------------|
| Microwaves.....      | from £35    |
| Microwave Grill..... | from £45    |
| Microwave Combi..... | from £69    |
| Hoover Vac.....      | from £29.50 |

**One Year Warranty**

**Ferguson 25" OP..... complete £200**



#### NEW HIGH STREET RETURNS

164 LINES

Irons, Kettles, Toasters.....  
..... from only £3.82

Lava Lamps, Table Lamps, Floor/  
Wall Lamps, Touch Lamps, etc  
..... from £6

R/C Toy Cars..... from £7.50

Trimmers, Foot Spa, Phones, Car  
Battery Chargers, Audio Karaoke,  
Massager, Facial Saunas, etc.

**Send for List Now**

MANY MORE OFFERS AVAILABLE

Quantity based on stock availability and all prices are plus VAT

NATION-WIDE NEXT DAY DELIVERY SERVICE - VISITORS BY APPOINTMENT

**Phone 0121-359 7020**


**Fax 0121-359 6344**

PHOENIX HOUSE, 190 BRIDGE ST. WEST,  
BIRMINGHAM B19 2YT



# PERIFELEC

## MC 30 A Spectrum Analyser



- Synthesized satellite cable and TV field strength meter with panoramic reception on 14 cm (5.5") screen and digital carriers measurement.
- Complete microprocessor and IsplSI logic control.
- Continuous frequencies from 46 to 860 MHz and from 920 to 2150 MHz on 4 bands.
- Selectable 4, 1 and 0.2 MHz spectrum band-width, picture measurement 1 MHz.
- Display of picture of selected synthesized channel.
- FM (Radio) L/L', B/G, I, D/K/K', M/N TV standards and Ku and C satellite standards.
- Possibility of 32 programs memorized per frequency band.
- Display (2 Lines of 16 characters).
- Range of measurement of signal strength from 20 to 120 dBuV, manual or automatic attenuator.
- Battery life about 1 hour 20 minutes, weight 5,8 Kg.

- Display of full-band and 4 possible expanded spectrums.
- Channels and frequency plans of cable and TV standards memorized.
- Frequency, signal strength in dBuV or bargraph, displayed on a digital display (2 lines of 16 characters).
- Voltage of remote power supply in 14v or 18v and 22 KHz in satellite + DiSeq C™ v1.2 switching

The panoramic field strength meter MC30A combines in one instrument all the functions necessary for installing and checking TV or satellite reception, both analogue and digital. The visualization of the spectrum and the picture allows the carrying out of all the necessary adjustments with this one instrument. The high technology used in the MC30A allows a range of possibilities unheard of in a instrument in this price category.

# SADELTA



## TC 80 A/D

The TC 80 A/D has been designed for the reception of TV Satellite systems.

- Analogue and digital measurement.
- Full Band Frequency Sweep.
- Switchable 14 v or 18 v LNB power supply + 22 KHz tone switching
- Rechargeable 12 v / 2,6 AH Battery.
- Weight including batteries: 3.3 Kg.

The TC80 A/D has been designed to aid the installation of analogue and digital satellite systems. This high quality meter has video and audio output via scart socket on rear and video only via BNC socket on front panel. The built in speaker delivers demodulated audio from any analogue satellite signals.

Due to its weight and size, the TC-402 A/D is the ideal instrument for the installation of FM and terrestrial TV aerials as well as CATV systems.



## TC 402 A/D

- Peak detection.
- Built in loudspeaker for AM and FM reception.
- Frequency indication with 4 digit LCD display.
- Analogue and digital measurement.
- Multi-turn potentiometer to enable tuning.
- Weight including batteries: 1.9 Kg.

## COASTAL AERIAL SUPPLIES

Full catalogue of meters available, please phone for details.

Unit X2, Rudford Industrial Estate, Ford, Arundel BN18 0BD  
Telephone: 01903 723726 Fax: 01903 725322 Mobile: 0976 241505

Sole Import Distributors

# BSMART (CRAWLEY) LTD

## Largest selection of

## MAJOR MANUFACTURERS NEW "B" GRADE PRODUCTS T.V. VIDEO AUDIO MICROWAVE OVENS

### Contact Fred Bean

BSMART (CRAWLEY) LTD.  
10/11 LLOYDS COURT, MANOR ROYAL,  
CRAWLEY, SUSSEX RH10 2QX

Tel (01293) 618000

Fax (01293) 400133

# Setbacks



| Technical Specification |          |          | Features  |
|-------------------------|----------|----------|---|
| Reference               | 5371     | 5372     |   |
| Inputs(2)               | UHF/FM   | UHF/FM   | <ul style="list-style-type: none"> <li>• Ideal for digital installations</li> <li>• Low noise figure</li> <li>• F connectors</li> <li>• Fully shielded</li> </ul> |
| Outputs                 | 6 (+1)   | 7 (+1)   |   |
| Gain UHF                | 10 (+24) | 10 (+24) |   |
| Noise Figure            | 2.5dB    |          |   |
| Line Power              | 12Vdc    |          |   |
| Output                  | 89dBuV   |          |   |

| Technical Specification |         |           | Features  |
|-------------------------|---------|-----------|---|
| Reference               | 8130    | 8131 8132 |   |
| Out 1                   | 23      | 17 7.5    | <ul style="list-style-type: none"> <li>• Design for individual installations</li> <li>• Proven reliability and performance</li> <li>• IEC connectors</li> <li>• CE conforms with EN55013, EN55082-1, EN60065</li> </ul> |
| Gain (dB)               |         | 15 7.5    |   |
| Out 3                   |         | 12        |   |
| Out 4                   |         | 16        |   |
| Outputs                 | 1 2 4   |           |   |
| Input                   | 1       |           |   |
| Noise Figure            | < 3.5dB |           |   |

| Technical Specification  |               |        |          |
|--------------------------|---------------|--------|----------|
| Reference                | 4381          | 4382   | 4383     |
| Ampl. Band (MHz)         | 5-380/470-860 |        |          |
| VHF Gain (dB)            | 26            | 13     | 13 0.5   |
| UHF Gain (dB)            | 30            | 20     | 29 9 15  |
| Var. gain UHF (dB)       | >20           | >20    | >20      |
| Var. gain UHF (dB)       | >15           | >15    | >15      |
| Max. output level (dBuV) | 99            | 88     | 90 76 82 |
| Noise Figure (dB)        | <2.8dB        | <2.8db | <2.8db   |

- ### Features
- High output level/Low noise figure
  - UHF and VHF variable attenuator (0-20 dB)
  - IEC connectors
  - Fully shielded

All these products are available from UK's main distributors and wholesalers

# Televes

Televes UK Ltd Tel. 01633 875821 Fax 01633 866311  
televes.uk@televes.com www.televes.com

# LA ELECTRONICS

WHOLESALE DISTRIBUTORS  
OF DOMESTIC  
ELECTRONIC APPLIANCES

Unit 15 Marks Hall Margaret Roding Dunmow Essex CM6 1QT  
Telephone: 01245 231684 Facsimile: 01245 231862

## NEW B GRADE STOCK AT BELOW TRADE PRICE

Large **WIDE SCREEN** 16 x 9 Format Televisions from **£450**

Large **REAR PROJECTION** Televisions 52" from **£1,500**

We also carry a Large selection of  
televisions and videos all at below trade price.

36cm portables.....from **£70**

51cm televisions nicam.....from **£150**

59cm televisions nicam.....from **£200**

68cm televisions nicam.....from **£250**

78cm televisions nicam.....from **£500**

95cm televisions nicam.....from **£800**

videos 2 head mono.....from **£70**

videos 4 head nicam.....from **£110**

videos 6 head hi-fi nicam.....from **£130**

36cm combined TV and video.....from **£170**

dvd players.....**£160**

### LARGE QUANTITY DISCOUNTS AVAILABLE

25cm televisions with DC 12/24 volt suitable for  
caravans - mobile homes - cars - kitchen use from **£120**

- ALL PRODUCTS ARE FULLY GUARANTEED -

## YOU WILL NOT GET A BETTER DEAL ANYWHERE

We stock a great many other items in the TV and Video  
range so if you don't see what you are looking for,  
give us a call, we will save you pounds.

Visitors by appointment only



# Service Link

No other consumer magazine in the country can reach so effectively those readers who are wholly engaged in the television and affiliated electronics industries. They have a need to know of your products and services.

PHONE 0208-652 8339

FAX 0208-652 3981

The prepaid rate for semi-display setting is £15.00 per single column centimetre (minimum 4 cm). Classified advertisements £2.00 per word (minimum 20 words), box number £22.00 extra. All prices plus 17 1/2% VAT. All cheques, postal orders etc., to be made payable to Reed Business Information. Advertisements, together with remittance, should be sent to Television Classified, 12th Floor, Quadrant House, The Quadrant, Sutton, Surrey SM2 5AS.

## SERVICE MANUALS

Thousands of models available  
For most UK European, Far East and USA makes

### Service manual prices

B/W TV - £6                      CTV/VCP - £10  
VCR - £15                      Camcorder - POA

Service sheets/circuits also available for some models  
+data for satellite, audio and camera

\* 50+ CTV PSU Circs Compilation (A4) - £10 \*

Please telephone to check availability

Payment by Cheque/PO only please

Add £2 P/P etc, to order total. Do not add any VAT.

### D-TEC

PO BOX 1171, FERNDOWN, DORSET NH22 9YG  
Tel: 01202 870656

## Elusive faults - Fixed!!

*E.C.S. Celebrates 10 years supplying service data. Helping engineers complete repairs in record time.*

### New release: Edition 23 Fault Index books.

Now Available Edition 23 of the Television Magazine Index Covers over 14,000 Television, Video, Satellite, Camcorder & Monitor faults, Large easy to read A4 format The latest addition to a highly acclaimed & recommended series. In daily use in workshops around the world !!

ISBN 1 898394 30 X      Edition 23: Complete set £14.75

### Brand New: Fault indexes on disk - Version 1.9

Latest faults together with all data from all previous versions. Covering a MASSIVE 22,500 !! Television, Video, Camcorder, Satellite, CD & Monitor faults listed in 20 years of Television.

Version 1.9: Indexes on Disk £17.50

Low cost updates are available for all Book & Disk fault indexes.

### SPECIAL OFFER: Kwik Tips Fault Database

A valuable service resource for workshops large or small, Kwik Tips Version 1.1 is our LARGEST FAULTS & REMEDIES database EVER, Compiled from over 20,000 !! Entries & covering 1,435 Chassis & Models, This concisely Edited TV & Video repair database will easily pay for itself with just one repair.

Kwik Tips on disk: Millenium offer price - only £22.95

### Latest release: Model / Chassis / Equivalents book.

The latest Best Selling 3rd Edition of the Equivalents guides containing 7,500 ENTRIES covering TV Models to chassis and Television, Video, Camcorder, Satellite & Monitor Equivalents. comprehensive A4 book. ISBN 1 898394 29 6      3rd Edition Equivalents £6.95

**E.C.S.** (Est 1985)  
Technical Publishing

316, Upton Road,  
Noctorum, Wirral,  
Merseyside. CH43 9RW  
Tel / Fax 0151 522 0053

Please add £1.75 P & P to total (Europe £2.75, r.o.w please enquire).

## SERVICE MANUAL LIBRARY

£5 loan fee any Service Manual or keep for £10 (even if priced £50 or more). Lifetime membership £99. FREE Manual listing dozens of 1000's of models audio, tv, video, etc. cross referenced to correct manufacturer's chassis (£9.95 on its own). We trade other manuals so that members can get new manuals for only the cost of postage.

Phone 01357 440280 (fax 440384) for full details or write to: **INFOTECH, Midlinbank Farm, Ryelands, Strathaven, Lanarks ML10 6RD.** World's largest stock of Service Manuals (TV VCR Combis, Test Eqpt, Audio, CD, Satellite, Dom Eq) Complete Repair Data (Not the few faults offered everywhere else) & Technical Literature. *Any items asked - free quote - free gift with every order during 2000.*

### SPECIAL OFFER UNTIL END OF APRIL 2000

Any 20 full service manuals from stock (1 at a time or in any quantity you wish) only £199 including 1st class post. Includes those priced at £50/£60!!!  
Includes FREE Data Reference Manual.

### 100's of offers and prices FREE on request

*Practical Radio Repairs for £2 (free with any other order)*

Any of the famous McCourt or Tunbridge TV Repair Manuals for only £5 each - all for £29 post free till end 2000.

Any 10 complete VCR chassis fault/repair manuals from our list for only £25 - with all circuits £49.99

**ACCESS, CONNECT, DELTA, EUROCARD, MASTERCARD, SOLO, SWITCH, VISA, etc.**

£2.50 postage any non-free order.

## Fryerns

Service Information **FES** Circuit Diagrams

TV's, VCR's  
SATELLITE  
AUDIO & HI-FI  
Most Models Covered

Prices are from £4.00 + £2.50 P/P  
1 item - total £6.50 inc  
2 items - total £10.50 inc  
3 items - total £14.50 inc  
4 items - total £18.50 inc

Payment by credit card or Postal  
Order for next day delivery.  
Cheques to clear.  
Tel/Fax 01206 211570

2 The Lodge  
Easthorpe Green  
Marks Tey, Colchester  
CO6 1HA



**NEW** FAX BACK SERVICE NOW AVAILABLE  
TEL/FAX A.T.V. on  
**0114 285 4254**

SAT/CTV Circuits £5.00  
VCR Circuits £7.00  
CTV Manuals £10.50  
VCR Manuals £14.50  
(P/P add £2.50 to each order)

**419 LANGSETT ROAD,  
SHEFFIELD S6 2LL**



CLASSIFIED TEL: 0208 652 8339



## SERVICE MANUALS

Available for most equipment.  
Check out our web site at  
<http://www.mauritron.co.uk/mauritron/>  
for the full listing of the thousands of  
manuals we have  
or send 4 x first class stamps for our  
catalogue and index on disc.

### Mauritron Technical Services

8 Cherry Tree Road, Chinnor  
Oxon OX9 4QY  
Tel: 01844-351694. Fax: 01844-352554  
Established since 1986

## SERVICE MANUALS

Have you ever turned away from want of a  
Service Manual?  
Have you ever bought a Service Manual and  
never used it more than once?

Then why not join ...

### THE MANUALS LIBRARY

For details and membership application  
form write, phone or fax:

### HARVEY ELECTRONICS

43 Loop Road, Beachley, Chepstow, Gwent, N16 7HE  
Tel: 01291 623086 Fax: 01291 628786  
Visa: Access accepted

## LINEAGE

**AVO MULTIMETER** Model 8, £45.00. 500  
volt meggers £30.00. Prices plus VAT and  
p. & p. Send SAE for lists of surplus  
instruments and scopes etc. A. C.  
Electronics, 17 Apleton Grove, Leeds LS9  
9EN. Tel: 0113 249 6048.

**PRIVATE RETAILER** has excellent part  
exchange colour televisions and videos to  
clear. Tel 01494 814317.

## WANTED

### TOP CASH PRICES PAID FOR VALVES

e.g. KT88, PX25, EL37, DA100  
and Valve Tester VCM163

Ask for our free Wanted List

### WIDE RANGE OF OBSOLETE VALVES AND SOME CRT STOCKED

Visitors please phone for an appointment  
[billingtonexporttd@btinternet.com](mailto:billingtonexporttd@btinternet.com)

Billington Export Ltd,  
Billingshurst, Sussex RH14 9EZ  
Tel: 01403 784961 Fax: 01403 783519

## SPARES & COMPONENTS

### RCS VARIABLE VOLTAGE D.C. BENCH POWER SUPPLY



**£45 INC VAT - POST & INS £4**  
Up to 20 volts DC at 1 amp continuous, 1.5 amp peak  
Fully variable from 1 to 20 volts.  
Twin voltage and current meters for easy read out.  
240 Volt AC input. Fully smoothed.

### RADIO COMPONENT SPECIALISTS

337 WHITEHORSE ROAD, CROYDON, SURREY, UK  
Tel: 0181 684 1665  
Lot of transformers, high volt caps, valves, speakers, in  
stock. Phone or send your wants list for quote.

## REPAIRS

## accént

## TECHNIC

### CAMCORDER REPAIRS

Collection and delivery any-  
where in the UK.

All makes, fast service.

Phone free for details.

Fax: 01905 796385  
(0800) 281009

## Do you have a web site?

If the answer is yes then why  
not let our readers know  
about it by advertising in our  
new Web Directions Pages  
If you would like to know more  
then please give me a call.

Pat

Tel: 020 8652 8339

Fax: 020 8652 3981

E-mail:

[Pat.bunce@rbi.co.uk](mailto:Pat.bunce@rbi.co.uk)

## COMPUTER SERVICING

## FRANCHISE

£6,900 + VAT

### UPGRADE & REPAIR PCs

Full Training, Support,  
Marketing, Manuals,  
Software and Hardware

[targettechfix.com](http://targettechfix.com)

Tel: 020 8687 0420

HIGH PROFIT MARGINS!

## FOR SALE

### SWITCH - IT - ON

TV, Video, DVD

Technical  
Sales/Repairs

DVD Upgrades

Trade and Public

Tel: 0208 764 6638

Fax: 0208 764 6166

## RECRUITMENT

## PRC

### HI-FI & VIDEO SERVICE ENGINEER

We are a leading electrical retailer  
based in the Forest Gate (London) and  
Ilford (Essex) area, and are currently  
looking for a service engineer with a  
wide experience of servicing  
audio/visual equipment. These include  
major brands such as Sony, Panasonic,  
Toshiba, Philips and others.

You should be qualified to City & Guilds  
224 or equivalent. Manufacturer  
training available.

Applicants must be organised,  
conscientious, self-motivated and  
possess good communication skills.  
A current driving licence is essential.  
Excellent package available depending  
on experience.

Please send in your CV stating current  
salary details to:

John Digwell

### PRC HI-FI & VIDEO

450 Romford Road, Forest Gate, London E7 8DF  
Tel: 020 8552 2523

Are you looking for a top flight  
mobile TV/Video A/V engineer  
with up-to-date technology?

I am available for contract work to  
corporate companies.  
My location Northern  
England/Midlands.

Reply to Television Magazine  
Box No 7971



## Field Service Engineers Locations Nationwide

ADI specialise in the design and installation of complex audio/visual  
systems. Due to continued growth in our service commitments, we now  
require experienced TV/Video service engineers to complement our  
existing service team. You will be able to repair down to component level,  
be qualified to C&G 224, have a willingness to learn new technologies and  
the drive and ambition to develop your skills in electronic servicing.

In return, we will offer full training, company vehicle and an attractive  
salary package.

If you are keen to learn about the more exciting side of TV, please apply in  
writing enclosing your CV and current salary details to:

Personnel, ADI Business & Leisure Systems Ltd, Pittman Court,  
Pittman Way, Fulwood, Preston PR2 9ZG  
[www.adigroup.co.uk](http://www.adigroup.co.uk)

### Experienced TV Service Engineer

West of Ireland

- \* Repair of major branded  
consumer products
- \* Modern busy service centre  
based in Galway City
- \* Permanent position
- \* 1 Yr experience required
- \* Cert/Dip in electronics a  
distinct advantage
- \* Immediate start

Ring John Sullivan  
353-91-778154 9-11am only  
or email: [Shane@oconnors.ie](mailto:Shane@oconnors.ie)

### TWO ENGINEERS

Required for busy expanding  
Service Company.

One TV/VCR Engineer  
One Camera Engineer

Both minimum 5 years experience.  
Qualified to C&G 224. Knowledge of  
Sony product would be an advantage.  
Both positions come with competitive  
salary and pension scheme.

Apply in writing to:

S. Thomas Service Manager,  
1532 Coventry Swan Centre,  
Yardley,  
Birmingham B26 1AD

## EXPERIENCED FIELD/BENCH ENGINEER

required by small family  
business

A good knowledge of all  
makes of TV, VCR, Audio  
equipment repair essential  
Please apply in writing with  
CV and current salary.

Ticehurst Ltd

39 High Street, Heathfield,  
East Sussex  
Telephone: 01435 862222

Are you urgently looking  
for:

## TECHNICIANS BENCH ENGINEERS FIELD SERVICE ENGINEERS, etc.

Then why not let Television  
Magazine help you find the right  
person that you are looking for.

Call Pat Bunce on

020 8652 8339

020 8652 3981 (Fax)

CLASSIFIED TEL: 0208 652 8339



# Switch over to Comet!

Comet's mission is to provide an after sales service that is second to none. To achieve this mission Comet need individuals who are dedicated to our customers, respect their colleagues and are committed to delivering the best in customer service. If you possess these qualities we have the following exciting opportunities at our Coatbridge Customer Service Centre.

## Workshop Engineers

£Competitive + Benefits


A high level of technical repair ability gained through experience in repairing electrical brown goods products, will enable you to maximise the quality of customer service. You should possess a flexible, team orientated approach and be willing to share knowledge with colleagues both in the workshop and the field operation.

In addition to a competitive basic salary, Comet provide a host of benefits including bonus, pension scheme, and, after a qualifying period, share save scheme and free medical health insurance. Furthermore, you will be entitled to staff discounts at other Kingfisher Group companies – including B&Q, Woolworths and Superdrug.

If you possess the personal qualities and technical skills we're looking for, and you're ready to share our commitment to putting the customer first, please write enclosing a brief career history, to:

Sarah Wild, HR Administrator,  
Comet Group plc, Unit 5,  
City Park Industrial Estate,  
Gelderd Road,  
Leeds LS12 6DR

Closing date for applications:  
Friday 16th June 2000



Comet is an equal opportunities employer and welcomes applications from all sections of the community

## Product Support Engineer

TV, Audio & Video


# WHEN THINGS GO WRONG, YOU'LL SEE IT RIGHT THROUGH

### Bracknell

Panasonic UK Ltd is a world leader in the manufacture and distribution of high quality audio and visual products such as TVs, Videos and Hi-Fis. But even the most sophisticated systems can go wrong, which is why we have established one of the best after-sales services in the industry.

We're now looking for a qualified engineer to join our lively repair team. You should be a keen, hard-working and enthusiastic team player, with a real flair for problem solving. You'll be working on either TV, audio and video products.

To succeed you will need a relevant qualification, and at least 2 years' practical repair experience across the appropriate product range.



**Panasonic**

[www.panasonic.co.uk](http://www.panasonic.co.uk)

### £Competitive Salary

This will have involved using oscilloscopes, meters and soldering equipment as well as fault-finding and repair to component level.

In addition to a competitive salary, you will enjoy an exceptional benefits package, including private health insurance, contributory company pension scheme, life assurance, staff product discounts, subsidised staff restaurant and on-site sports facilities.

If you're looking to play a key role in this vital area of our operations, please send your CV and salary details to: Claire Garner, Personnel Department, Panasonic UK Ltd, Panasonic House, Willoughby Road, Bracknell, Berkshire RG12 8FP.

Tel: 01344 853074. Facsimile: 01344 853704.  
Email: [claire.garner@mail.panasonic.co.uk](mailto:claire.garner@mail.panasonic.co.uk)  
Or apply on-line via our website.

CLASSIFIED TEL: 0208 652 8339

# TEMPO

COMPUTERS • MULTIMEDIA  
TV • VIDEO • HI-FI • DOMESTIC APPLIANCES

Due to our continued expansion we are looking for experienced engineers to service our wide range of leading brand products.

## Bench Engineer (Brown Goods) & PC Bench Engineer

Based at our *Tottenham Service Division*

We need skilled engineers to service our wide range of leading brand products.

You must be organised, conscientious, with good communication skills.

Technical qualifications are not essential, but applicants must have a good technical aptitude.

Tempo is already one of the top 5 electrical retailers in the country with huge expansion plans.

Secure your future with a company that's going places, by sending your CV to:

**Chris Cartey, Tempo Ltd, Unit 3, Lockwood Industrial Estate,  
Millmead Road, Tottenham, London N17 9QP**

or telephone either Chris or Mahendra Patel on 020 8365 1906 for further information.

**DON'T SIGN ON THE DOTTED LINE UNTIL YOU TALK TO TEMPO**

## FIELD SERVICE ENGINEER

Europe's leading distributor and retailer of professional photographic, digital and multi media equipment has a vacancy for an experienced, reliable and self motivated Field Service Engineer.

Working from our *new Manchester branch* and covering the Cheshire area, you will specialise in servicing and repairing all makes of televisions, video and audio equipment.

A full driving licence is essential.

Starting salary circa £13,000 + benefits + company vehicle.

Please apply in writing with full CV to Lena Pirnie, Personnel Officer.



*Bradbourne Drive, Tilbrook, Milton Keynes, MK7 8AJ.  
Closing date:- 31st May 2000.*

**Europe's Leading Professional Imaging Source**

**WANTED . . .**

## MAINTENANCE ENGINEERS



TRANS WORLD  
INTERNATIONAL

With

- a minimum of 3 years experience in TV/video repair
- good computer skills
- an interest in working in the broadcast sector

Trans World International is the world's largest independent television production company and we are looking for maintenance engineers to join our team maintaining and repairing our broadcast equipment. If you have the right background in maintenance engineering and would like to move into the broadcast sector, we will give you all the necessary training.

Working in television studios, edit suites and audio facilities at our West London premises, the position is shift based and includes some late night and weekend working.

**Please send CV to Karen Mullins, Head of Post Production,  
TWI House, 23 Eyot Gardens, London W6 9TR.**

## MISC

**Shop Closed Down!  
Everything must go!**

Over 300 New/Secondhand  
TV's, VCR's, Hi-Fi's

Non working

Plus over 100 new boxed  
remote controls.

List available

**£1,500**

**Tel: 01341 281139**  
(daytime)

**inStore** 1043 Leeds Road  
BRADFORD BD3 7DB  
Tel: 01274 665670/660196  
ELECTRICS LIMITED Fax: 01274 665246

**MANUFACTURERS NEW GRADED STOCK  
MINT IN ORIGINAL PACKING  
EVERYTHING FULLY GUARANTEED**

- New 28"/32" on Digital Silver TVs
- New Design 14" / 20" / 21" / 25" Combi's different features and colours available.
- Award winning Wide Screen TVs fantastic in Blue / Green / Silver
- Audio • DVD • CDR • Cameras • Fax • MWO

**BUILT-IN COOKERS / FRIDGES / LAUNDRY  
CREDIT CARDS WELCOME • 48-HR DELIVERY**

CLASSIFIED TEL: 0208 652 8339



# Special Offer Sale - 20 Remote Controls £20.00 (mixed all well known brands)

|   |              |
|---|--------------|
| FERGUSON ICC 7 HAND SET   | £3.00        |
| <b>FERGUSON VIDEO</b>   |              |
| FV90 LV HAND SET  | £3.00        |
| FV80 LV HAND SET  | £3.00        |
| FERGUSON  |              |
| BATTERY CONVERTER TA606   | £15.00       |
| 24V DC/240V AC  | £15.00       |
| BENCH POWER SUPPLY VARIABLE   |              |
| 0-30V 3A-TWIN METERS  | P/P £5.00 ea |
| BRIDGE RECTIFIERS   | 10 FOR £1.00 |
| BURGLAR ALARM KIT full description                                  | £7.00        |
| CAMCORDER-UNIVERSAL BATTERY 9.6V - 1400MA FOR JVC-PANASONIC-PHILIPS | £5.00        |
| CAMCORDER-RIPOD SHOULDER POD  | £3.00        |
| CAPACITORS:-  |              |
| 1IN/2KV, 2N2/2KV, 4N4/4KV   | EACH 15p     |
| 5N6/2KV, 6N2/2KV, 9N1/2KV   | EACH 15p     |
| 35V-22UF, 50V-4.7UF, 50V-100UF                                      | EACH 25p     |
| AA BATTERIES 1.5 VOLT   |              |
| STC ALKALINE  | 10p          |
| DESCOLDER PUMP  | £2.00        |
| DIGITAL CAPACITANCE METER CMC200                                    |              |
| 200PF-20MF  | £28.00       |
| FILTERS - 455 & 480   | EACH 10p     |
| GAS SOLDER IRON-PORTASOL HOBBY                                      | £10.00       |
| INFRA RED DETECTOR  |              |
| WIDE/SHORT ANGLE WITH RELAY   | £5.00        |
| INFRA RED RECEIVER-MATSUMI MINIATURE                                | £1.00        |
| MILLI VOLT METER-ELECTRONIC-LEADER                                  |              |
| LMV-181A 40V A/C IN-IMV F/S   | £5 P&P       |
| IMV-300V CALIBRATED - COST £225.00 £5 P&P                           |              |
| COLOUR TV BATTERY   |              |
| CONVERTER IN 24VDC TO 240V OUT                                      | £15.00       |
| MODULATOR-TUNABLE SATELLITE-TV                                      | £1.00        |
| PANEL -JK2-FM2211 STEREO  | £5.00        |
| PANEL-CV80-POWER  | £5.00        |
| POSITOR 18 2 PIN  | 20p          |
| POSITOR-2322 662 98012  | 50p          |
| POWER SUPPLY -  |              |
| 12V DC & 24V DC-REGULATED   | £2.00        |
| POWER SUPPLY-REGULATED 3-12V 500MA                                  | £5.00        |
| PSU AC 12V 500MA  | £1.50        |
| PSU AC 9V 1A  | £1.50        |
| QUARTZ HALOGEN -  |              |
| 500W 200V FOR OUTDOOR LAMPS   | £5.00        |
| R.S. SAFE BLOC  | £1.00        |
| RELAYS-SUB MINIATURE  | 25p          |
| SATELLITE TUNER UNIT - 2427611                                      |              |
| ... BASE BAND/VIDEO OUT   | £3.00        |
| SCART TO 4 PHONO LEADS 1.5M   | £3.00        |
| SCART TO 6 PHONO LEADS  | £3.00        |
| SCART TO "D" PLUG   | £1.00        |
| SCART TO SCART LEADS -  |              |
| ALL PINS CONNECTED - 1.5 METRES                                     | £2.00        |
| SOUND 5.5MHZ MPM 1000T  | £1.00        |
| SOUND 6.0MHZ MPM 1040   | £1.00        |
| TRANSFORMER-RS ENCAPSULATED MAINS                                   |              |
| 0-120V 0-120V PRI 0-9V 0-9V SEC                                     | £1.00        |
| TRIPLER KT3/K30   | £4.00        |
| TRIPLER - UNIVERSAL   | £5.00        |

|                                     |           |
|-------------------------------------|-----------|
| <b>AMSTRAD</b>                      |           |
| HEAD AND DRUM - 6000                | £12.00    |
| HEAD AND DRUM - NICAM               | £12.00    |
| PANEL-CLOCK DISPLAY - 8.900         | £5.00     |
| PLASTIC FRONT WITH FLAP - 8.900     | £3.00     |
| POWER SUPPLY-VS1000-VS1100          | £5.00     |
| POWER SUPPLY, LONG OR SHORT CHASSIS |           |
| 1991/1992 MODELS                    | £3.00     |
| POWER SUPPLY - SWITCH MODE          |           |
| - DOUBLE DECKER                     | £5.00     |
| 20 OFF MIXED NOKIA ITT              |           |
| SALORA FINLEX SERVICE MANUAL        | £10.00    |
|                                     | POST 4.00 |
| MAINS ADAPTOR 12V AT 500 M/A        | £1.00     |
| NEGATIVE CENTRE                     | £1.00     |
| NEGATIVE CENTRE                     | £1.00     |
| POSITOR EQV 98009 - SALE PRICE      | 25p       |

|                                       |            |
|---------------------------------------|------------|
| <b>FERGUSON</b>                       |            |
| ADAPTOR - VPT - TEXT - VA354          | £2.00      |
| AC MAINS & BATTERY-VA365 P/P £3.00 ea |            |
| CAMCORDER BATTERY, HIGH CAPACITY      |            |
| 9.6V 1800MA-VA310                     | £3.00      |
| CAMCORDER BATTERY CHARGER             |            |
| 9.6 VOLTS VAZ65                       | EACH £6.00 |
| CAMCORDER CAR ADAPTOR CHARGER -       |            |
| AND BATTERY-VA308                     | £5.00      |
| CAMCORDER LENS 2 OFF -                |            |
| TELE-CONVERSION LENS x1.4 & x0.7      | £1.00      |

|  |        |
|--|--------|
| <b>CARDIOID CAMERA MICROPHONE-VA SUPER</b> |        |
| 218 TELESCOPIC BOOM & STAND                | £5.00  |
| CHASSIS-TX80-NEW-NO TUNER P/P £5.00ea      | £15.00 |
| CHOKO-MAINS INPUT-TX9-TX10                 | £15.00 |
| CHROME BOARD-ICCS                          | £6.00  |
| ICs: U4647TKF OR HA11498                   |        |
| DECK AND CAPSTAN MOTOR -                   |        |
| FV61LV, FV62LV, FV67LV, FV68LV EACH        | £30.00 |
| FV70B, FV71LV, FV72LV, FV74LVX EACH        | £30.00 |
| FV77HV                                     | £12.00 |
| FV31R                                      |        |
| HEAD AND DRUM                              |        |
| MODULATOR-SATELLITE-T1040-SRD3/4           | £2.00  |
| PANEL-10 MIXED FROM TX9 TO ICCS            | £20.00 |
| PANEL-DE-CODER-ICCS                        | £5.00  |
| PANEL-FRONT-TX100                          | £4.00  |
| PANEL-IF-TX9, TX10                         | £4.00  |
| PANEL-REMOTE AND POWER SUPPLY              |        |
| FV31R DISPLAY P/P £2.00ea                  | £5.00  |
| PANEL-REMOTE-TX9, TX10 EACH                | £5.00  |
| PANEL-REMOTE-TX10-54001                    | £5.00  |
| PANEL-REMOTE-TX10, WITH BATTERY            |        |
| AND 4 ICs - 1544-033C                      | £7.00  |
| PANEL-REMOTE TX90 -                        |        |
| 139.001 ICs M293B1 AND MS1000              | £10.00 |
| PANEL-REMOTE TX100                         |        |
| IC M293B1-SAA5012                          | £5.00  |
| PANEL-REMOTE TX100                         |        |
| WITH STAND-BY BATTERY AND ICs              | £5.00  |
| PANEL-T1228B TEXT                          |        |
| FOR TX89, TX98, TX99, TX100                | £6.00  |
| PANEL-TX90 THORN FRONT -                   |        |
| - 8 BUTTONS 01M4-515-002                   | £5.00  |
| PANEL-TUBE BASE-ICCS                       | £5.00  |
| PANEL-TUBE-BASE-TX89, TX98, TX99           | £5.00  |
| PANEL-TUNING 1509G-TX9, TX10               | £5.00  |
| POWER SUPPLY 12V-3A                        |        |
| FOR VIDEOSTAR CAMERA PP3                   | £4.00  |
| PUSH BUTTON UNIT-TX85, TX86 - 8 BUTTONS    | £5.00  |
| RECEIVER - INFRA-RED - ICsL486-TX100       | 50p    |
| TRANSFORMERS-SWITCH MODE:-                 |        |
| TX85, TX86, TX89 EACH                      | £4.00  |
| TX100                                      | £5.00  |
| 473190-00, 40153000 EACH                   | £5.00  |
| ICCS 3112-338 326842                       | £4.00  |

|                                    |         |
|------------------------------------|---------|
| <b>HITACHI</b>                     |         |
| DECODER-TELETEXT PC232A5 - ISSUE 4 | £15.00  |
| HEAD AND DRUM - 620E               | £12.00  |
| MAINS SWITCH WITH STAND-BY         | £50p    |
| MODULATOR No 5587881               | £5.00   |
| OSCILLOSCOPE 20MHZ DOUBLE BEAM -   |         |
| V212                               | £168.00 |
| PANEL-TELETEXT G8P - ISSUE 6       | £10.00  |
| PANEL-TELETEXT PC315-11 - ISSUE 7  | £15.00  |
| PANEL-TEXT-VT753E                  | £20.00  |
| POWER SUPPLY TV SWITCH MODE        |         |
| STR 4211 ISSUE 10                  | £8.00   |
| POWER SUPPLY VIDEO SWITCH MODE     |         |
| VTM312ELM                          | £10.00  |
| THICK FILM-HM9204A                 | £3.50   |

|   |          |
|---|----------|
| <b>HOSIDEN</b>                              |          |
| TUBE BASE - MIXED 10 for                    | £1.00    |
| AA Batteries made by STC Group of Companies | 10p each |

|                           |            |
|---------------------------|------------|
| <b>ITT</b>                |            |
| IF MODULES:-              |            |
| 5827-01-51, 5827-03-51    | EACH £3.00 |
| 5828-04-10, 5829-02-58    | EACH £3.00 |
| 5929-03-41                | EACH £3.00 |
| TELETEXT CONVERSION KIT   | £3.00      |
| CORE 2 90° ITT TEXT PANEL | £3.00      |

|                               |             |
|-------------------------------|-------------|
| <b>1996/7 MATSUI</b>          |             |
| VIDEO DECK COMPLETE           | P/P £5.00ea |
|                               | £16.00      |
| <b>MATSUI - ORION</b>         |             |
| DECKS WITH HEADS -            |             |
| D1096 VXA110 VP 9401          | £16.00      |
| HEAD-VSR1500 - ORION D2096    | £5.00       |
| PANEL-MAIN-VSR 1500           | P/P £5.00ea |
| POWER SUPPLY-VSR 1500         | £3.00       |
| POWER SUPPLY & REG -          |             |
| TYPE STK 5343-VP9501          | £8.00       |
| POWER SUPPLY-SWITCH MODE-1500 | £3.50       |

|                         |       |
|-------------------------|-------|
| <b>PHILIPS</b>          |       |
| DECODER-TEXT-K40-KT3    | £6.00 |
| IF PANEL FOR CP90-CP110 | £5.00 |

|                    |       |
|--------------------|-------|
| <b>TEXAS</b>       |       |
| NICAM BOARDS MK II | £3.00 |

## SAMSUNG TECU5983 VA24A VHF-Tuner with Aerial Socket

Fit most new TV's £5  
35-VICK DESOLDERING BRAID 1.5 meter  
Size AA (2), Size AB (3), Size BB (4) £1

5 VIDEO HEADS FOR £20  
Amstrad 6000, Amstrad 8900, Heads & Drum

## FERGUSON NICAM MODULE III

Art No 989 591-E00 £5

|                                    |  |
|------------------------------------|--|
| <b>L.O.P.T.</b>                    |  |
| 36061, 36162, 36362, 36383, 36481  |  |
| 36482, 36761, 36831, 36832         |  |
| 36943, 36962                       |  |
| 2432211, 2432351, 2432491, 2432851 |  |
| 2432871, 2432981, 2432984          |  |
| 2433952, 2434141, 2434393          |  |
| 2434451, 2434492                   |  |
| 2435016, 2435062                   |  |
| 2435064, 2435085, 2435121          |  |
| 2435372, 2435701, 2436773          |  |
| 2436792, 2436795, 2436797, 3216001 |  |
| 243666, 243663                     |  |
| 3220029, 3714016, 47003481         |  |
| AT207678, AT207688, AT2078/25      |  |
| AT207781                           |  |
| DSTR1N234/472593-00                |  |
| DSTR5B235/47328700 & 40153200      |  |
| DSTR8N234/400086AD, & 47805200L    |  |
| DSTR8N234/47320041, & 47317590     |  |
| DST186N243/473058-00               |  |
| TFB3035D, TFB3069D, TFB4023AD      |  |
| TFB4039AD, TFB4066AD               |  |
| <b>FERGUSON</b>                    |  |
| TX9                                |  |
| TX10                               |  |
| TX85, TX86                         |  |
| TX89, TX98, TX99                   |  |
| Y260781                            |  |
| FSTY260482                         |  |
| LOPT RED SPOT                      |  |
| LOPT WHITE SPOT & YELLOW SPOT      |  |
| <b>PANASONIC</b>                   |  |
| TC2203, TLF 1456B                  |  |
| TLF1457B, TLF701/6                 |  |
| <b>TOSHIBA</b>                     |  |
| TFB 3035D, TFB 4023AD, TFB 4032BD  |  |
| TFB 4038AD, TFB 4110AD             |  |
| TFB 3089D, TFB 408AD               |  |

## VIDEO DECKS

|  |             |
|--|-------------|
| AIWA 1500                                |             |
| MATSUI VXA 1100                          |             |
| MATSUI 1500                              |             |
| ORION D1094                              |             |
| ORION D1096                              |             |
| ORION D2096 ETC                          | EACH £20.00 |
| CAPSTAN MOTOR FOR ABOVE DECKS            | £15.00      |
| AND HAND SETS                            | £3.00       |
| 4 HEAD DECK FOR 1500                     | £20.00      |
| 20 HIGH VOLTAGE CAPS 1500V - 2000V MIXED | £1.00       |
| VIDEO PATTERN GENERATOR MODEL T9535 240V | £5.00       |
| MAINS SMALL                              | £5.00       |
| PAL TV ADAPTOR - RGB IN UHF OUT          | £5.00       |
| MOTOR 12V                                | 10p         |

## HANDSETS

|  |            |
|--|------------|
| <b>AMSTRAD</b>                         |            |
| 4600                                   | £3.00      |
| 4700                                   | £5.00      |
| 6000                                   | £15.00     |
| 6800                                   | £4.00      |
| UNIVERSAL                              | £3.00      |
| <b>DECCA</b>                           |            |
| NICAM LCD                              | £4.00      |
| <b>FERGUSON</b>                        |            |
| BSB                                    | £1.50      |
| FV41R/3V59                             | £10.00     |
| FV41R/FV42 - FV51-52                   |            |
| ICCS                                   | £7.00      |
| IK2000, IK7000                         | EACH £4.00 |
| SRD2, SRD3, SRD4                       | EACH £4.00 |
| T780                                   | £2.00      |
| TV/SATELLITE WITH PST                  | £3.00      |
| <b>HITACHI</b>                         |            |
| CPT2158 (NO REPLACEMENT)               | £5.00      |
| VIDEO RM933E VIDEO PLUS                | £30.00     |
| <b>MATSUI</b>                          |            |
| 1500                                   | £5.00      |
| VSR 1500                               | £4.00      |
| VX3000                                 | £3.00      |
| 3000/ORION - TV AND VIDEO              | £2.00      |
| RC = PACE 900, FERGUSON, SONY, GRUNDIG | £5.00      |
| <b>MITSUBISHI</b>                      |            |
| RM35 - VIDEO                           | £5.00      |

## NOKIA

|                                      |                       |
|--------------------------------------|-----------------------|
| RC202                                | £4.00                 |
| VP9401                               |                       |
| D1096                                |                       |
| VXA1100                              |                       |
| AND VIDEO PLUS                       |                       |
| <b>ORION</b>                         |                       |
| TV AND VIDEO                         | £2.00                 |
| VIDEO WITH LCD - 1992/93 MODELS      | £5.00                 |
| <b>PANASONIC</b>                     |                       |
| EUR51142                             | £10.00                |
| TC1632, TC1642, TC2232               | EACH £8.00            |
| TX2034, TX2044, TX2200, TX2234       | EACH £8.00            |
| TX2244, TX2300, TX2636, TX3300       | EACH £8.00            |
| RC201 - TV - REPLACES TNZ141/2       |                       |
| <b>PERDIO</b>                        |                       |
| PV 1188                              | £3.00                 |
| <b>PHILIPS</b>                       |                       |
| NEW TYPE UNIVERSAL                   | £8.00 (3 in 1)        |
| RC4001                               |                       |
| <b>SAMSUNG</b>                       |                       |
| HANDSETS, TV & VIDEO - 12 TYPES EACH | £3.00                 |
| <b>SANYO</b>                         |                       |
| UNIVERSAL VIDEO                      | £3.00                 |
| <b>SIEMENS</b>                       |                       |
| TV/VIDEO - 1994 MODEL                | £5.00                 |
| <b>THORN</b>                         |                       |
| 9000, 9600, TX9, TX10, TX1000        |                       |
| TEXT AND NON-TEXT                    | EACH £10.00           |
| CPT1408T, CPT2176, CPT2178           | EACH £5.00            |
| CPT2476, CPT2478                     | EACH £5.00            |
| TEXT, REPLACES PHILIPS               |                       |
| KT3, K30, K4 ETC U/V                 | £8.00                 |
| PHILIPS 3 IN 1 HAND SET              | £8.00                 |
| FERGUSON WITH TEXT IKZ               |                       |
| CHASSIS                              | P/P £5.00             |
| TX86 CHASSIS                         | P/P £4.00             |
| ORION AND MATSUI CARRIAGE            |                       |
| 1500 TYPE D1096 ETC                  | £6.00                 |
| SANYO LOPT                           | P/P £2.00 4 FOR £5.00 |
| 240V ADAPTOR 9V AC 1A                | £1.00                 |

## COMPLETE REPAIR KIT, CLUTCH AND PINCH ROLLER, IDLER D2906

£7.00

## TUNERS

|                               |            |
|-------------------------------|------------|
| IF TERC8-022A TBZA-002A-ALPS  | £3.00      |
| SATELLITE SXT2302180968       | £3.00      |
| SATELLITE                     |            |
| WITH BASE BAND MIN SXT2302234 | £4.00      |
| SMALL UHF/VHF                 | £3.50      |
| VHF/UHF - TEKEA-112A          | £4.00      |
| 4944                          |            |
| U321, U341, U342, U343        |            |
| U344, U411, U412, U944        | £2 EACH    |
| U743, 7744                    |            |
| <b>AMSTRAD</b>                |            |
| UE33-BO1                      | £3.00      |
| MR7-7E33                      |            |
| MATSUI ORION VIDEO TUNER IF   | £5.00      |
| <b>FERGUSON</b>               |            |
| IF2105-RE                     | £5.00      |
| MTP201-1AP0                   | £5.00      |
| UHF - ICSS                    | £5.00      |
| VHF - ICSS                    | £5.00      |
| TX85, TX86, TX89, TX90        | EACH £4.00 |
| TX98, T99, TX100              | EACH £4.00 |
| <b>ORION</b>                  |            |
| 1500 - UE33 BO9               | £4.00      |
| <b>PANASONIC</b>              |            |
| SMALL UHF/VHF                 | £3.00      |
| <b>FERGUSON</b>               |            |
| DOUBLE SIDE NICAM             | £10        |
| ICCS NICAM SINGLE BOARD ICSS  | £1.00      |
| <b>SHARP</b>                  |            |
| TUNER AND IF 1810587 PA1 UK   | £3.00      |
| <b>TATUNG</b>                 |            |
| UNIVERSAL 205 OR EQUIVALENT   |            |
| WITH AERIAL SOCKET            | £3.00      |

## MOTORS

|  |           |
|--|-----------|
| <b>HITACHI</b>                           |           |
| CAPSTAN 150E                             | £3.00     |
| <b>MATSUI</b>                            |           |
| CAPSTAN I/C NO. M56730 ASP               | £15.00    |
| 2 TYPES 1995 TO 1997 MODELS MATSUI VIDEO |           |
| DECKS WITH CAPSTAN MOTOR                 |           |
| AND HEAD                                 | P/P £5.00 |
| <b>MITSUBISHI</b>                        |           |
| MOD MR7-UF32                             | £5.00     |
| MOD TMUG3-103A                           | £5.00     |
| <b>MITSUBISHI</b>                        |           |
| CAPSTAN-HSE41-IC M51782ASP               | £2.00     |



# UNI M

# means MORE

The stunningly successful UNI range of replacement remote controls continues to improve with the addition of the new 'M' series Uni's which include the MENU function found on most modern televisions. Plus, the range expands further with the introduction of Uni remote controls for Goodmans, Alba, Bush, Matsui, Saisho, Hinari and Orion television brands.

# UNI M

# means MENU

**Added versatility to this already superbly adaptable product range - but at no extra cost!**



**RCUNI 01M**  
Panasonic with  
Menu function



**RCUNI 02M**  
Sony with  
Menu function



**RCUNI 13M**  
Goodmans/Alba/  
Bush with Menu  
function



**RCUNI 14M**  
Matsui/Saisho/  
Hinari/Orion with  
Menu function

|                  |                                   |
|------------------|-----------------------------------|
| <b>RCUNI 01M</b> | Panasonic + Menu                  |
| <b>RCUNI 02M</b> | Sony + Menu                       |
| <b>RCUNI 03M</b> | Philips + Menu                    |
| <b>RCUNI 04</b>  | Hitachi                           |
| <b>RCUNI 05</b>  | Mitsubishi                        |
| <b>RCUNI 06</b>  | Nokia                             |
| <b>RCUNI 07</b>  | Samsung                           |
| <b>RCUNI 08</b>  | Toshiba                           |
| <b>RCUNI 09</b>  | Thomson/Ferguson/Telefunken/Saba  |
| <b>RCUNI 10</b>  | Grundig                           |
| <b>RCUNI 11</b>  | Sanyo                             |
| <b>RCUNI 12</b>  | Sharp                             |
| <b>RCUNI 13M</b> | Goodmans/Alba/Bush + Menu         |
| <b>RCUNI 14M</b> | Matsui/Saisho/Hinari/Orion + Menu |
| <b>RCUNI 17M</b> | Analogue Satellite Uni + Menu     |



**For more on our range of Uni, Replacement and Universal Remote controls, call Philex Now!**

Philex Electronic. Tel: 020 8202 1319 / 07000 PHILEX Fax: 020 8202 0015  
e-Mail: [sales@philex.com](mailto:sales@philex.com) Website: <http://www.philex.com>





# A.R.D. ELECTRONICS

'Our aim is your next order'  
The easiest way to source parts is with our

**600 PAGE  
FREE USER FRIENDLY  
TRADE CATALOGUE**

It has comprehensive technical information with pictures to help in product identification.

All products are clearly and logically presented to make the items easy to find.

We have a highly trained and caring staff and perfect systems to try and make every contact with A.R.D. Electronics a pleasurable and problem free experience.

- Aerials & Audio Accessories
- Batteries & Accessories
- Cable & Accessories • Capacitors
- Computer Components & Accessories • EHT Components
- Electrical Accessories
- Filters/Surge Protectors
- Fuses & Holders
- Games Consoles & PC Game Accessories
- Intercommunication Equipment
- Loudspeakers & Accessories
- Optoelectronics
- Power Supplies & Adaptors
- Relays • Remote Control Handsets
- Remote Control Konig Cross Reference Chart
- Resistors, Positors & Trimmers
- Satellite Spares & Accessories
- Security Products Semiconductors
- Service Aids • Soldering Equipment
- Stands & Brackets
- Storage Systems • Switches
- Test Equipment • Tools • Transformers
- Video Accessories • Video Heads

Warehouse at Altham



**In response to your requests we have changed our delivery charge policy.**

The UK's favourite distributor again leads the way by launching a new Customer based initiative. We now provide

# FREE

## DELIVERY ON ALL ORDERS OVER £20

## EASY ORDERING

Open a Trade Account today or pay by Credit Card.

We accept Visa, Mastercard or Switch



**BACs**

## A.R.D. Gains ISO9002 Accreditation



Certificate Number 2152/99

To further enhance our aim of becoming the Industry's preferred choice for electronic and electrical components and accessories, we are proud to have developed systems that meet ISO9002 requirements. A.R.D. have always been fully committed to Quality and Service for all our customers

and this recent award reflects our desire to keep improving.

The appointed third party assessor noted that **NO non-conformities were found in our systems.** It is a remarkable achievement to have gained total conformity to ISO9002 in only our second year of trading

A.R.D. Electronics Plc, Shorter Brook Way, Altham Business Park,  
Altham, Accrington, BB5 5YL e-mail: sales@ardelectronics.com

**Tel: 01282 683000 Fax: 01282 683010**

Trade Website: [www.ardelectronics.com](http://www.ardelectronics.com)