

September 1992 • £1.50

NEW

PRACTICAL

ELECTRONICS

SCIENCE AND TECHNOLOGY

Electronic Imaging

The Truth About Image Manipulation

Calling The AA



Philips' Widescreen



Ascom Phone




Plus

- Worldwide TV
- The Multi-instrument
- Microscopic Motors
- Image Compression
- Sony's Latest Palmcorder
- AT&T's Colour Videophone

Opinion

Barry Fox with an inside view on the MOD
Ian Burley on how to save money with new bulbs



SURVEILLANCE PROFESSIONAL QUALITY KITS

No. 1 for Kits

Whether your requirement for surveillance equipment is amateur, professional or you are just fascinated by this unique area of electronics SUMA DESIGNS has a kit to fit the bill. We have been designing electronic surveillance equipment for over 12 years and you can be sure that all of our kits are very well tried, tested and proven and come complete with full instructions, circuit diagrams, assembly details and all high quality components including fibreglass PCB. Unless otherwise stated all transmitters are tuneable and can be received on an ordinary VHF FM radio.

UTX Ultra-miniature Room Transmitter

Smallest room transmitter kit in the world! Incredible 10mm x 20mm including mic. 3-12V operation. 500m range£16.45

MTX Micro-miniature Room Transmitter

Best-selling micro-miniature Room Transmitter
Just 17mm x 17mm including mic. 3-12V operation. 1000m range£13.45

STX High-performance Room Transmitter

Hi performance transmitter with a buffered output stage for greater stability and range. Measures 22mm x 22mm including mic. 6-12V operation, 1500m range£15.45

VT500 High-power Room Transmitter

Powerful 250mW output providing excellent range and performance. Size 20mm x 40mm. 9-12V operation. 3000m range£16.45

VXT Voice Activated Transmitter

Triggers only when sounds are detected. Very low standby current. Variable sensitivity and delay with LED indicator. Size 20mm x 67mm. 9V operation. 1000m range£19.45

HVX400 Mains Powered Room Transmitter

Connects directly to 240V AC supply for long-term monitoring. Size 30mm x 35mm. 500m range£19.45

SCRX Subcarrier Scrambled Room Transmitter

Scrambled output from this transmitter cannot be monitored without the SCDM decoder connected to the receiver. Size 20mm x 67mm. 9V operation. 1000m range£22.95

SCLX Subcarrier Telephone Transmitter

Connects to telephone line anywhere, requires no batteries. Output scrambled so requires SCDM connected to receiver. Size 32mm x 37mm. 1000m range£23.95

SCDM Subcarrier Decoder Unit for SCRX

Connects to receiver earphone socket and provides decoded audio output to headphones. Size 32mm x 70mm. 9-12V operation£22.95

ATR2 Micro Size Telephone Recording Interface

Connects between telephone line (anywhere) and cassette recorder. Switches tape automatically as phone is used. All conversations recorded. Size 16mm x 32mm. Powered from line£13.45

UTLX Ultra-miniature Telephone Transmitter

Smallest telephone transmitter kit available. Incredible size of 1mm x 20mm! Connects to line (anywhere) and switches on and off with phone use. All conversation transmitted. Powered from line. 500m range£15.95

TLX700 Micro-miniature Telephone Transmitter

Best-selling telephone transmitter. Being 20mm x 20mm it is easier to assemble than UTLX. Connects to line (anywhere) and switches on and off with phone use. All conversations transmitted. Powered from line. 1000m range£13.45

STLX High-performance Telephone Transmitter

High performance transmitter with buffered output stage providing excellent stability and performance. Connects to line (anywhere) and switches on and off with phone use. All conversations transmitted. Powered from line. Size 22mm x 22mm. 1500m range£16.45

TKX900 Signalling/Tracking Transmitter

Transmits a continuous stream of audio pulses with variable tone and rate. Ideal for signalling or tracking purposes. High power output giving range up to 3000m. Size 25mm x 63mm. 9V operation£22.95

CD400 Pocket Bug Detector/Locator

LED and piezo bleeper pulse slowly, rate of pulse and pitch of tone increase as you approach signal. Gain control allows pinpointing of source. Size 45mm x 54mm. 9V operation£30.95

CD600 Professional Bug Detector/Locator

Multicolour readout of signal strength with variable rate bleeper and variable sensitivity used to detect and locate hidden transmitters. Switch to AUDIO CONFORM mode to distinguish between localised bug transmission and normal legitimate signals such as pagers, cellular, taxis etc. Size 70mm x 100mm. 9V operation£50.95

QTX180 Crystal Controlled Room Transmitter

Narrow band FM transmitter for the ultimate in privacy. Operates on 180 MHz and requires the use of a scanner receiver or our QRX180 kit (see catalogue). Size 20mm x 67mm. 9V operation. 1000m range£40.95

QLX180 Crystal Cointrolled Telephone Transmitter

As per QTX180 but connects to telephone line to monitor both sides of conversations. 20mm x 67mm. 9V operation. 1000m range£40.95

QXS180 Line Powered Crystal Controlled Phone Transmitter

As per QLX180 but draws power requirements from line. No batteries required. Size 32mm x 37mm. Range 500m£35.95

QRX180 Crystal Controlled FM Receiver

For monitoring any of the 'Q' range transmitters. High sensitivity unit. All RF section supplied as a pre-built and aligned module ready to connect on board so no difficulty setting up. Outpt to headphones. 60mm x 75mm. 9V operation£60.95

A build-up service is available on all our kits if required.

UK customers please send cheques, POs or registered cash. Please add £1.50 per prder for P&P. Goods despatched ASAP allowing for cheque clearance. Overseas customers send sterling bank draft and add £5.00 per order for shipment. Credit card orders welcomed on 0827 714476.

OUR LATEST CATALOGUE CONTAINING MANY MORE NEW SURVEILLANCE KITS NOW AVAILABLE. SEND TWO FIRST CLASS STAMPS OR OVERSEAS SEND TWO IRCS.

★★★ Specials ★★★

DLTX/DLRX Radio Control Switch

Remote control anything around your home or garden, outside lights, alarms, paging system etc. System consists of a small VHF transmitter with digital encoder and receiver unit with decoder and relay output, momentary or alternate, 8-way diil switches on both boards set your own unique security code. TX size 45mm x 45mm. RX size 35mm x 90mm. Both 9V operation. Range up to 200m.

Complete System (2 kits)£50.95
Individual Transmitter DLTX£19.95
Individual Receiver DLRX£37.95

MBX-1 Hi-Fi Micro Broadcaster

Not technically a surveillance device but a great idea! Connects to the headphone output of your Hi-Fi, tape or CD and transmits Hi-Fi quality to a nearby radio. Listen to your favourite music anywhere around the house, garden, in the bath or in the garage and you don't have to put up with the DJ's choice and boring waffle. Size 27mm x 60mm. 9V operation. 250m range£20.95

**SUMA
DESIGNS**

THE WORKSHOPS, UNIT PE, 95 MAIN ROAD,
BAXTERLEY, NEAR ATHERSTONE,
WARWICKSHIRE CV9 2LE
VISITORS BY APPOINTMENT ONLY



0827 714476

This month...

Two articles that may not seem connected at first sight are Barry Fox's column and the feature on computerised photo-manipulation. Couple these with the recent moves by the courts to accept photographic evidence for traffic law violations and things get a little clearer.

The idea that a photograph is incontrovertible evidence is now a fallacy and for courts to accept them as such could be quite dangerous. Obviously, one hopes that no faking could ever occur but whenever things are possible, they will almost certainly happen – at least once.

Unfortunately, it may not be good enough to be aware that electronic picture editing can happen. The trouble is that it is difficult to spot and impossible, to regulate the technology.

Kenn Garroch, Editor



Combined Instrument – page 45



Outdoor Theatre – page 40

Next month...

Computers – memory, storage, state of the art, microprocessors, video circuitry, minis, mainframes, software..

Out On 3 September

Cover illustration and design: Kenn Garroch (with help from Carolyn Vaughn)

Features

Nicam Telephone 18

A look at the latest in cordless telephones.

Sony In Chicago 19

A report from the summer electronics fair in the USA.

Compact vs SLR 23

Automatic cameras are all the rage but are they all that good?

Capturing Visions From Afar 30

How to receive TV signals from around the globe without a satellite.

Electronic Image Manipulation ... 35

Computers can now change photographic reality.

Outdoor Theatre 40

A special report on setting up the electrics at an outdoor venue.

Super Small Motors 43

Using integrated circuit technology to build ultra small mechanisms.

Multiple Instrument 41

Combined PSU, waveform generator, frequency counter and DMM.

Remote Control Via Telephone 48

Build this DTMF decoder to reach out and touch.

Regulars

Innovations 4

Multimedia, multi-monitors and ferromagnetic RAM chips.

Wavelengths 6

Meteor scatter addresses plus a plea for information.

Electronic Computing 8

Add-on PC board box and some cheap flash cards.

Barry Fox 10

Doesn't the MOD know its left hand from its right?

Ian Burley 11

Why won't people sell green bulbs?

New Product Developments 13

News from Acorn, the AA and AT&T plus a leggy mouse.

How It Works 28

Inside an automatic camera.

Techniques 53

Exploring possible perpetual motion.




Ascom's phones – page 18



Image Wizardry – page 35



Hi-spec Palmcorder – page 19



The Green Light – page 11



Acorn's Portable – page 13

Editor: Kenn Garroch Advertisement Manager: David Bonner Accounts Manager: Martin Milner Additional photography by Carolyn Vaughn Publisher: Richard Milner • Practical Electronics Intra House 193 Uxbridge Road London W12 9RA Tel: 081-743 8888 Fax: 081-743 3062 Telecom Gold: 87: SQQ567 CIX Care of PROGNOW • Advertisements The Publishers of PE take reasonable precautions to ensure that advertisements published in the magazine are genuine, but cannot take any responsibility in respect of statements or claims made by advertisers. The Publishers also cannot accept any liability in respect of goods not being delivered or not working properly. © Intra Press 1992 Copyright in all drawings, photographs and articles published in PRACTICAL ELECTRONICS is fully protected, and reproduction or imitations in whole or in part are expressly forbidden. All reasonable precautions are taken by PRACTICAL ELECTRONICS to ensure that the advice and data given to readers is reliable. We cannot, however, guarantee it, and we cannot accept legal responsibility for it. Prices quoted are those current as we go to press. All material is accepted for publication on the express understanding that the contributor has the authority to permit us to do so. • Practical Electronics is typeset and reproduced at Intra Press on Macintosh computers using Quark Xpress, Scan Xpress scanner and Adobe Photoshop. Advertising reproduction by Circle Rule Ltd. Printing by Andover Press, St Ives plc. Distribution by Seymour Press • ISSN 0032-6372 •

Innovations

A roundup of the latest happenings in the wide world of electronics, science and technology.

Flash Cards

AT&T in association with Sundisk has launched its bid for the flash memory market. Designed as a direct replacement for 2.5in disks, the IDE series of credit card sized storage devices offer capacities of 2.5, 5, 10 and 20Mbytes. A single controller can accommodate two flash cards giving a total maximum capacity per system of 40Mbytes.


The IDE cards have three times the mean time between failure (MTBF) of conventional hard disk drives while using less than a third of the power on a single five volt supply. The cards use AT&T Microelectronics' 4Mbit and 8Mbit flash file devices. These operate in a similar way to magnetic disks in that they produce a serial output and are organised as 512 byte

sectors.

The Sundisk interface system incorporates wear levelling and the spotting of bad sectors. This gradually shifts frequently modified or re-written data from sector to sector. The drawback with flash memory devices is that they have a limited number of write cycles. The advantage of the AT&T chips is that, with small sectors, the loss of a few of them does not immediately mean the card becomes useless.

Sundisk and AT&T are currently designing a 16Mbit flash file chip which should extend the capacity of the IDE card drives to 80Mbyte by the end of 1993.

AT&T Admail 4 International, Greatness Lane, Sevenoaks, Kent, TN14 5BQ, tel 0732 460424.



Double Take

Scene Double has just launched an adaptor card for an IBM PC type computer that will allow it to drive up to four Super VGA monitors at once. The SD2+2 is a quarter length card that will drive the host monitor plus three others. The addition of an extra card linked to the first will allow the system to drive a total of eight displays. Priced at £249+VAT the cards are aimed at PC training organisations, monitor manufacturers, educational establishments and retail/exhibition displays.

Scene Double, 2 Glendale Avenue, Edgewave, Middlesex, HA8 8HG

New Memories

Ferroelectric RAM is a type of non-volatile memory product that will soon be available as a replacement for EPROM and battery backed RAM.


FRAMs use the ferroelectric effect which is the tendency of magnetic dipoles within certain types of crystal to spontaneously align in parallel (polarise) under the influence of an externally applied electric field.

They remain in this position after the field has been removed and their direction can be reversed by the application of the opposite electric field. Because no external field is needed for the dipoles to remain polarised, the device is non-volatile and should retain its data for 10 years. Information stored in this format can be read by sensing the interaction of an applied



Radius Videovision ▲

The ferroelectric RAM ▼



field with the elements polarisation.


FRAM memory is built by replacing the conven-

tional capacitive element in a standard dynamic RAM circuit with a thin film ferroelec-

Videovision

Radius, best known for its Apple Macintosh display and accelerator technology, has entered the growing multimedia market with Videovision. This enables the computer to take in video from either PAL, SECAM or NTSC and match it up with sound and a combination of computer generated graphics and scanned stills. The resulting sequence can be output to standard video tape in high quality S-VHS format.

Based around a single NuBus card, Videovision provides an external connector panel which allows a number of video and sound sources to be transferred to and from the computer. Radius, 1710 Fortune Drive, San José, CA 95131-1744, tel 408 434 1010, fax 408 434 0127.



Light-weight PC

The latest entry into the pocket PC market comes from Zeos. Its new design weighs in at 1.3lbs and measures 9.25inx4.5inx1in. With 1Mbyte of RAM, two PCMCIA slots, 640x200 16 greyscale screen, qwerty keyboard and bundled MS-DOS 5.0 plus Microsoft Works, the Zeos should cost around \$595. Battery life is rated at around 10 hours under continuous use and is supplied from two AA batteries.

Zeos Sales, Zeos International Ltd, fax 612 633 1325.

tric device. The first device to be put on the market, the FM1208 is organised as 512x8 bits and operates from a single +5V consumes 44mW and has an access time of 250ns.

For more information, contact:

Ramtron, 1850
Ramtron Drive, Colorado
Springs, CO80921, Tel.
719 481 7000, Fax 719 481
9170.

Wavelengths

If you have any comments, suggestions, subjects you think should be aired, write to PE

Meteor Scatter

I found the article by Ian Poole, in the June issue of PE, about meteor scatter radio transmission most interesting. One lack, however, was that there was no mention of manufacturers of such equipment. Can you help?

T Grafton
Kingston
Surrey

Ian Poole replies:

Most meteor scatter equipment is manufactured in the USA. Perhaps the following list will be of some use:

*Racal Communications Ltd.
Meteor Communications Corporation,
Kent, Washington, USA
Hadron Inc, Chantilly, Virginia, USA
Scientific Radio Systems Inc. Rochester,
NY, USA
Napco International Inc, Hopkins,
Minnesota, USA
IA Research Corporation, Delray
Beach, Florida, USA
Vaisala Oy, Helsinki, Finland
Marconi, Rhode & Schwartz and
Watkins Johnson, who all have IEPS or
bases in this country, probably also
have some meteor scatter equipment as
well.*

Controlled Plea

In the early 1980's British electronics led the world in digital control systems for model railways. Namely the Hornby Zero-1. Led by electronics designer Mr. Lucien D'Sa, a team developed and manufactured a world class system which, even today 12 years later, can equal new generation models by other manufacturers. Zero-1 is based around the TMS1000 IC from Texas Instruments.

In 1983, the design team was disbanded by Hornby and production also ceased. Development of the system was at what was known as Phase III (mimic, console, etc.). Unfortunately, no information is available to complete Phase III

functions (keypads, etc. which were already built into the mimic console), and allow the full potential of Zero-1 to be shown. It is disappointing that after such a great start the electronics innovation was stopped.

Can any person involved with the design team assist in giving details of the unfinished Phase III functions? This will allow many users of Zero-1 to fulfil the capabilities of British electronics innovation.

Please write to:
C Harris
10 Patea Place
Palmerston North
New Zealand

Colour Please

Your coverage of the multimedia market and the new products therein is very commendable. One drawback is the lack of colour – the autodesk 3D picture shown in the August issue looks quite stunning in colour. I know it costs more but is there any chance of colour in PE?

W Hawthorn
Edinburgh
Scotland

Your wish, as they say... Ed

Ee, What A Lamp

I noticed your coverage of the E-Lamp in the August issue of PE. The artists impression is close but not quite right. As a magazine that tries to bring us the latest information on the world of electronics, I think you could have done your research better.

P Bright
Brighton
Sussex

Intersource Technologies, the manufacturers of the E-Lamp, were rather slow in getting us the latest informa-

tion about their invention so we had to take a guess. The official picture is shown on page 11.

Electronic PC

I want to buy a new computer but am a little spoilt for choice. I am writing to you rather than a computer magazine because, as an electronics magazine, you might have a different slant on things.

As well as using the PC for all of the usual functions of wordprocessing, windows, databases, spreadsheets and, of course, games, I want to be able to interface it to the outside world and use it to control things. Is there one machine that would suit me better than another or are they all much of a muchness?


K Smith
Chester
Cheshire

There are a large number of bargains to be obtained in the PC market at the moment. Everybody seems to be cutting their prices to get rid of their machines. To run the software you want, you will probably need at least an i386 microprocessor, preferably running at 25MHz. Get the largest hard disk you can afford and look for something that has an SVGA monitor thrown in as well as a printer (if possible) – the best place to look for machines is in the 'ad-thick' computer magazines.

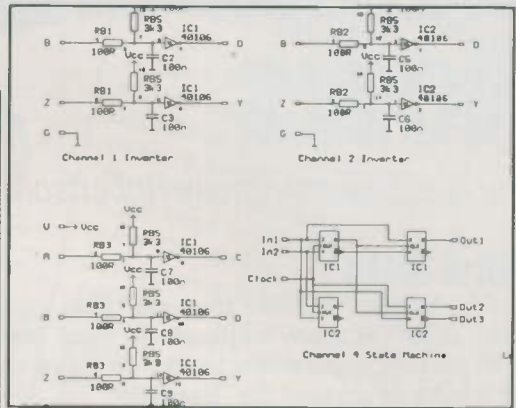
From the point of view of interfacing to the real world, almost all PCs are able to do this with the appropriate add-on card. The thing to make sure of is that there is plenty of space to fit the cards and that they are easily accessible. Tower systems are usually easier to deal with in this respect. A good source of information about interface cards can be obtained from National Instruments UK, 21 Kingfisher Road, Hambridge Court, Newbury, Berks, RG14 5BR ■

EASY-PC PCB and Circuit Diagram CAD

Forget using tapes and lightbox! Create your Circuit Boards using CAD - like the professionals.



- Runs on PC/XT/AT etc. with Hercules, CGA, EGA or VGA display and many DOS emulations.
- Design Schematics Single and Double sided and Multilayer boards including Surface Mount.
- Standard output includes Dot Matrix / Laser / Inkjet Printer, Pen Plotter, Photo-plotter and N.C. Drill.
- Extremely powerful.
- Very easy to use.



EASY-PC

Technical support is free, for life!

Only £98.00!
Plus P&P+VAT

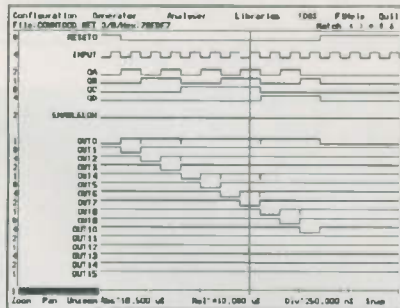
Over 13,000 Installations in 70 Countries Worldwide!

Options:-500 piece Surface Mount Symbol Library £48, 1000 piece Symbol Library £38, Gerber Import facility £98.

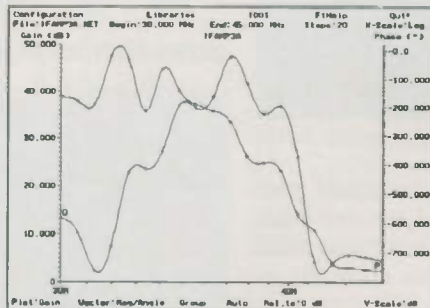
DIGITAL SIMULATION £195

ANALOGUE SIMULATION £195

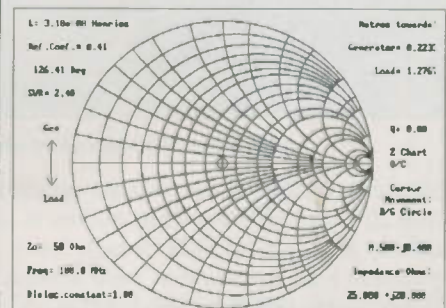
SMITH CHART CAD £195



- At last! A full featured Digital Circuit Simulator for less than £1000!
- PULSAR allows you to test your designs without the need for expensive test equipment.
- Catch glitches down to a pico second per week!
- Includes 4000 Series CMOS and 74LS Libraries. 74HC/HCT libraries only £48.00 each.
- Runs on PC/XT/AT/286/386/486 with EGA or VGA.



- NEW powerful ANALYSER III has full graphical output.
- Handles R's, L's, C's, Bipolar Transistors, FET's, OP-amp's, Tapped and Untapped Transformers, and Microstrip and Co-axial Transmission Lines.
- Plots Input / Output Impedance, Gain, Phase & Group Delay.
- Covers 0.001 Hz to > 10GHz
- For PC/XT/AT/286/386/486 with EGA or VGA.
- Very fast computation.



- Z-MATCH II simplifies RF matching and includes many more features than the standard Smith Chart.
- Handles transmission line transformers, stubs, discrete components, S Parameters etc.
- Supplied with many worked examples.
- Superbly easy to learn and use.
- Runs on IBM PC/XT/AT/386/486, CGA, EGA, VGA.
- Ideal for Education and Industry.

For full information, Write, Phone or Fax:-

Number One Systems Ltd. **I**

REF: PE, HARDING WAY, ST.IVES, HUNTINGDON, CAMBS, ENGLAND, PE17 4WR.

Telephone: 0480 61778 (7 lines) Fax: 0480 494042

International: +44 -480-61778, Fax: +44-480-494042 ACCESS, AMEX, MASTERCARD, VISA Welcome.

- TECHNICAL SUPPORT FREE FOR LIFE!
- PROGRAMS NOT COPY PROTECTED.
- SPECIAL PRICES FOR EDUCATION.

Computing News

The latest from Anthony Robertson

More Slots

As PCs become smaller they are often equipped with fewer slots, yet many applications need several add-on cards to function satisfactorily. To solve this problem Intek have developed the 'Bus Plus'.

The device is a complete stand alone mini-tower with its own case and 200 Watt power supply. Currently the design only allows for the connection of



Add those important extra slots

8-bit devices, but there is also space for two 3.5" and two 5.25" disk drives. This makes it ideal for use with portable and laptop PCs, which have at least one 8-bit expansion slot, to create a 'base station'. For more information please contact Intek on 0352-85603.

Future Proof

Computer equipment bears high prices and ever diminishing second hand value. This could possibly be attributed partly to planned obsolescence, so necessary for maintain corporate cash flow, and the incredible speed at which computer technology develops. Every month sees new and faster designs – all offering increased productivity and more features. It is not uncommon for equipment to become obsolete in weeks rather than years.

Ricoh redress this balance with a unique new laser printer, the Ricoh LP1200. Fully compatible with PCL5 and the de facto standard in laser printing, HP LaserJet III compatibility. It features 2Mb of RAM, printing speeds to 6 pages per minute and 400 DPI (dots per inch) resolution.



Future proof, yet only £699 now

More importantly the LP1200 has in-built "future proof technology". Internal FLASH ROM will enable users to upgrade to the latest version of printer command languages as soon as it is released - this is one printer that will retain a high second hand value as it cannot become obsolete. For more information please contact Silica Systems on 081-309-1111.

Frugal Flash

Flash RAM has been promised as the next step up from conventional and slow hard disk storage. Unfortunately, high costs have prevented this from becoming a reality.

Now the tables have turned with the announcement from New Media Corporation (USA), of an innovative range of IC cards for use in sub-notebook and palmtop personal computers equipped with PCMCIA interface slots which are rapidly becoming the standard.



Flash cards, a cheap alternative.

The size of a credit card, NMC's new Publish Cards are available in capacities from 256k up to 100Mb. More importantly, costs can be as little as \$10 per megabyte in comparison to nearly ten times more for the equivalent storage available from SRAM cards. For more information, please contact Simon Harvey at NMC on 0101 714 453 0100. ■

LOW COST RANGER1 PCB DESIGN FROM SEETRAX

- Circuit Schematic
 - Circuit Capture
 - PCB Design
 - Host Of Outputs
- All-In-One Design System**

REDUCED PRICE!

£100

Fully Integrated Auto Router

£50

Ask Us About Trade-In Deals

Call Now For Demo Disk on 0705 591037

Seetrax CAE • Hinton Daubnay House

Broadway Lane • Lovedean • Hants • PO8 0SG


Tel: 0705 591037 • Fax: 0705 599036

What The Press Said About RANGER1

For most small users, Seetrax Ranger1 provides a sophisticated system at an affordable price. It is better than EasyPC or Tsien's Boardmaker since it provides a lot more automation and takes the design all the way from schematic to PCB - other packages separate designs for both, that is, no schematic capture. It is more expensive but the ability to draw in the circuit diagram and quickly turn it into a board design easily makes up for this.

Source JUNE 1991 Practical Electronics

Pay by Visa or Access



Happy Memories

Now Available

The PC

Constructor's Choice

A new book which is the definitive guide to building your own PC. Includes chapters on choosing the best system; matching and sourcing the parts required; instructions on putting them all together including comprehensive trouble shooting and problem solving section; advice on upgrading existing machines and using second-hand parts. If you like to save money or just enjoy doing-it-yourself then this book will be an essential part of your toolkit. Only £19.95 + £2 p&p

Motherboards

80286 20MHz EMS on board , Up to 4Mb RAM	£72
80386SX 25MHz Up to 16Mb RAM	£99
80386DX 25MHz 32K Cache. Up to 32Mb RAM	£169
80386DX 33MHz 64K Cache	£195
80486SX 20MHz 256K Cache	£320
80486DX 33MHz 256K Cache	£475
80486DX 50MHz 256K Cache	£695

Diskdrives

5¼" 1.2Mb Floppy	£43	3½" 1.4Mb Floppy	£36
40Mb 25Ms IDE 3½"	£149	104Mb 19Ms IDE 3½"	£229
IDE Controller for 16 bit bus. 2 x FDD & 2 x HDD	£14		
Ditto with 2 Serial, Parallel and games ports on board	£18		

Video

VGA card, 16 bit 256K RAM, upto 800 x 600 resolution	£25.00
VGA card, 16 bit 512K RAM, upto 1024 x 768	£45.00
VGA card, 16 bit 1Meg RAM, 1024 x 768 in 256 colours	£60.00
VGA paper white 14" inc. on-site warranty	£89.50
VGA colour monitor 1024 x 768 14" inc. 2 year on site warranty	£245

I/O, plug-ins, miscellaneous:

120Mb internal tape streamer (uses floppy controller)	£199
102 Key Tactile Keyboards	£24.50
MS compatible serial mouse, 9/25 pin adapter, software	£13.95
2 serial, 1 parallel & games port I/O card	£12.95
NE2000 compatible ethernet card	£75.00
Desktop or mini-tower case, power supply and all fittings	£75.00
Floor standing tower case, power supply and all fittings	£119.00
MS-DOS 5.0	£50
DR-DOS 6.0	£45.00

Memories

1Meg x 9 SIMM 70ns	25.50
4Meg x 9 SIMM 70ns	109.95



Carriage on Motherboards, Disk drives & Keyboards £5, Mice, Video & Controller cards, Software £3, Cases & Monitors £12
IC's free if over £20 nett, else add 75p. VAT to be added to the total. Full lists of IC's & computer parts on request.

Send orders to: **HAPPY MEMORIES, FREEPOST, KINGTON, HEREFORDSHIRE HR5 3BR**

TEL: (054 422) 618 FAX: (054 422) 628



Barry Fox

When is a secret not a secret? Barry asks the MOD.

We are told that the British government wants more open government and less unnecessary secrecy. Anyone who believes that line should do as I sometimes have to do, and try phoning the Ministry of Defence to check a story.

Recently I heard that the MOD's Research Agency in Farnborough had been working with a British company, *Pearpoint of Bordon* in Hampshire, on a covert night surveillance system for reading the number plates of cars without their owner's knowing. This news coincided with the change in law which now allows photographic evidence of motoring offences to be used in court.

Currently the police either take still photos with a fixed camera and flash gun triggered by a radar speed sensor, or they use a video camera in an unmarked car which tails the speeding motorists and electronically combines the image of the police car's speedometer with an image of the number plate of the car ahead. Neither system lets the police or security forces watch either parked or moving cars at night, without the driver knowing.

This is what the MOD's new toy can do. But when I phoned for information all I got was the standard secrecy line.

"If it's to do with surveillance then obviously we don't want to talk publicly about it. But we will check with Farnborough and get back to you".

Several days, and several reminders later, the MOD at Farnborough finally got back to me. They sent me some largely irrelevant and very superficial bumph about MVTA (Machine Vision Transputer Array System). This system, which was developed by the Defence Research Agency at Malvern, uses transputers and unspecified software to recognise characters from a photograph of a car number plate in around 1 second. In other words it's an Optical Character Recognition system. There was no mention of how it worked or of the vital missing link - how to photograph a number plate at

night, if necessary without the driver or passengers knowing.

Fair enough, you may well say. It makes sense for the MOD to keep its surveillance tricks secret. But not so in this case.

The MOD had already published full technical details of its surveillance system in a British patent application (number 2 248 994), for anyone, anywhere in the world, to read. The Ministry of Defence is itself responsible for vetting all patent applications filed at the British Patent Office, but had allowed its own documents to pass through the system without any delay.

Reading vehicle number plates at night in a covert manner has long been a problem, explains the MOD's patent frankly. People under surveillance seldom park conveniently under street lamps and any attempt at beaming light on the number plate gives the game away. Although it is possible to read the number plate with infra-red illumination and a camera sensitive to infra-red, people under surveillance have learned a simple trick to beat the system.

They just switch on their vehicle headlights to overload the sensor. The only way then to read the plate is to radiate an intense beam of infra-red light. But the only way, so far, to radiate an intense beam has been to put an infra-red filter over an incandescent lamp. People with good eyesight, who know what to look for, will spot the beam source.

The MOD's new idea is a trick in several stages.

Instead of generating the infra-red light by filtering an incandescent lamp, the light source is made up from several hundred light emitting diodes, each of the type used singly in the remote control for a TV or video recorder. These LEDs generate longer wavelength infra-red, of up to 1000 nanometres, which is invisible to the human eye. But, even ganged together, 400 LEDs cannot defeat the dazzle from car headlights.

So, instead of feeding a continuous supply of electricity to the LEDs, the ganged array is fed a rapid stream of very short pulses. The LEDs can then handle ten times their normal safe capacity of 100 milliamps, and briefly radiate ten times the light they

can radiate if used continuously. The MOD favours pulses of around 1 millisecond or less.

The infrared pulses are timed to coincide with the operating speed of a video camera. Whereas a conventional video camera shoots 50 pictures a second, each of 20 millisecond duration, the MOD's camera is modified to shoot 50 pictures a second, each of 1 millisecond, or less.

The brief exposures of the camera are exactly synchronised with the brief pulses of the LEDs. When the camera is only shooting for 1 millisecond instead of 20 milliseconds, it only receives one-twentieth the light it would normally receive from the headlights. But in that single millisecond it is receiving the full dose of infra-red light beamed from the LEDs and reflected by the number plate. So the IR swamps the headlights. Reducing the pulse and exposure time even further, makes surveillance even easier.

To increase sensitivity yet further, the camera lens is covered with a filter which passes mainly infra-red light, and rejects light of other wavelengths.

Because number plates in the UK are made to reflect light back in the direction of its origin, like cats' eyes in the road, the infra-red light can be focussed into a very tight beam and placed very close to the camera. This, and the long wavelength of the light, makes it very unlikely that anyone under surveillance will see a tell-tale light source. The patent application describes a camera made by Pearpoint which has motorised focussing to ensure a crisp image of the number plate. The designers believe that the infrared source and camera can be packaged in a cube just ten centimetres square, and powered by a 12 volt battery.

The system can be used either to catch criminals and terrorists or catch speeding motorists, without their knowing. The mystery is why the MOD should publish such full details of such a clever system, thereby letting surveillance subjects devise some pretty obvious counter-measures, and then pretend it is secret.

Could it just be another case of the left hand of the security service not knowing what the right is doing? ■

Ian Burley

No go for green lights?



Take a car which, on average, does four times the mileage to a gallon and produces four times less pollution without sacrificing performance. Then add the fact that servicing would only be needed once or twice in its lifetime. Products offering similar benefits would be an overnight best sellers. Or would they?

Sadly, in the case of the long-life energy-efficient light bulb, the answer so far is no. Reasons for its commercial failure are varied – some convincing, others less so. Energy efficient compact fluorescent lamps (CFLs) should be more accepted but instead it could be left to the new E-lamp from InterSource Technologies in the US (New Product Developments last month) to give 'green' lighting a second chance.

The common or garden light bulb has changed little, fundamentally, since it was invented by Thomas Edison in 1879. In this age of energy conservation and anti-pollution, the good old light bulb should be an anachronism, yet there is little to suggest that its popularity has yet been dented.

CFL bulb alternatives have been with us since the late eighties. CFLs offer, an average life span eight times that of a conventional incandescent light bulb and less than a quarter the power consumption for the same brilliance. Sounds good – so what's the catch? There is an ominously long list of reasons.

Firstly, CFLs aren't cheap – they cost upwards of £10 each compared to 60p for an equivalent bulb. CFLs have a bulky base containing a choke starter, just like more conventional fluorescent strip lighting. Incidentally, switching a fluorescent lamp on and off frequently can be wasteful too as the starter requires a lot of power to fire the tube up. CFLs aren't aesthetic prize-winners, especially matched with the latest in designer lampshades. And you can't get romantic under one of these lamps – dimmer switches are a no-no.

CFLs are not easy to buy; a quick scout around my town only revealed four outlets which could sell me one. One was an electrical supplies shop, another was a supermarket and the

third was Woolworths. The fourth was the local electricity board shop, but there I had to get the shop assistant to delve into the store room to actually prove they had any. "We don't get much demand for these," the assistant replied when I asked why they weren't on display. Two years ago the same shop told me CFLs weren't stocked at all. My search for CFLs in other obvious outlets like B&Q DIY, Texas DIY and three other supermarkets, was fruitless.


The potential energy saving of these lamps certainly adds up, eventually. My modest abode has six main 60 and 100 watt lights. At today's prices, I estimate these lamps would burn about £22 worth of electricity in

they so expensive in the first place? A CFL costs less than a meal at a decent restaurant. Today a bulb blew on my landing – tomorrow I'm going to buy my first ever CFL! I could take a tenner out of a building society account and probably save as much as the interest lost.

High initial CFL manufacturing costs can't be reduced until volume sales are reached. This ideal will never be achieved until the public is more aware of the long term benefits and perhaps the pricing was subsidised. I wouldn't award lamp manufacturers, or the government for that matter, any prizes for promoting CFLs. In the US, local electricity companies and the government have actively provided inducements to switch to CFLs.

I'm probably one of many suspecting the influence of vested interests. Not much effort seems to have gone into the continued development of CFLs – I'm sure they could be at least made to be more compact and look more stylish. Then there's the suggestion that a quirk in fluorescent tube technology means that while consumers can reduce electricity costs, measured in watts, by 80% – local electricity companies only save 50% as their supply is costed in amps.

It is unlikely the CFL will never be the true successor to Edison's incandescent light bulb. Instead, InterSource's new high-tech E-lamp could be Edison's heir – it is cheaper to make, actually lasts longer and is much more efficient. It can also be dimmed in the normal way and promises to be less bulky. However, don't expect to see E-Lamps on sale for a couple of years yet. There's currently a worry over radio frequency (RF) interference – which InterSource refutes, incidentally. So by the time E-Lamps probably get to the UK market, my new CFL will probably have paid for itself. ■



a year compared to a fiver's worth with CFLs. However, I'd have to wait around three years to recoup the overall cost of buying six £10 CFLs. But in the mean time, the three years worth of wasted electricity adds up to almost a megawatt/hour and goodness only knows how much generator pollution. In the same period two or three of the original lamps would have blown so the replacement costs and associated inconvenience should also be accounted for.

I question some of the reasons why we balk at buying CFLs. How many of the lights in a house are controlled by dimmers? Are stylish lamps essential for everywhere? Buyers, me included, have been put off by the initial purchase cost. But is the cost that much really and why are

I Spy Something Beginning With A

Ian Burley looks at the latest portables from Acorn and Amstrad, the AA's much advertised callsafe system and Philips' latest widescreen TV.

This month's look at new product developments has a distinct computer flavour about it. We look at two new portable computers at totally different ends of the spectrum as well as a computer mouse which has legs rather than a ball. We also investigate the new AA Callsafe cellular phone package and Philips' cut-price widescreen TV.

Acorn In The Shade

Not a lot of people know that Acorn Computers, better known for the BBC Micro which dominates computing in schools, designed the world's very first commercial RISC (reduced instruction set computer) microprocessor. That was way back


in 1985. The chip became known as the ARM (Acorn RISC Machine) and was first used in Acorn's Archimedes desktop computer in 1987.

Just a year later, Apple realised the ARM's low power consumption and efficient design made it ideal for portable computing applications. Four years on and a month after Apple announced its intention to use the ARM in advanced new portable products called Newton Personal Digital Assistants, Acorn itself has joined the portable computing set. The result is a notebook sized computer called the A4 – which is also the size of its 'footprint'.

Acorn's A4 isn't the first RISC powered notebook computer.

Another British company, Tadpole Technology, beat Acorn to that accolade some 18 months ago by producing a notebook PC containing a Sun Microsystems Sparc RISC processor. Nevertheless, the A4 is technically interesting in its own right.

The A4 uses an ARM3 variant of the basic ARM RISC chip clocked at 24MHz and rated at 12 million instructions per second (MIPs). This has been used for a couple of years already in other Acorn computers and is roughly equivalent to an Intel 486 processor in performance. ARM3 is old technology compared to the ARM610 Apple will use. The later chip is 40% faster, uses even less power and is more compact. However, Acorn stuck with



Acorn's RISCy portable.



Amstrad's NC100 is reminiscent of the famous Z88

the ARM3 because its proprietary operating system isn't yet able to exploit the advantages of the new ARM6 generation of RISC chips now being produced by spin-off company Advanced RISC Machines Ltd (ARM Ltd).

However, there is some new chippery inside the A4. Acorn had to develop its own custom chip to interface its VIDC video controller chip with the LCD screen. Acorn has applied for patents covering new techniques used in the chip. Interestingly only 15 grey-shades are displayed on the screen instead of the more normal 16 featured by other notebook PCs. This is because two VIDC generated colours, which would look different on a colour monitor, have the same grey values on the LCD screen.

Olivetti, Acorn's parent company, has obligingly supplied a nice flock-effect finished notebook case which is also used in Olivetti and Triumph Adler notebook PC models. Sadly there is no built in mouse pointing device as the touchpad arrangement in the PC versions was dropped by Acorn. Instead you get a Logitech mouse.

The rest of the A4's specification

fails to match that of its innards. There is no bus expansion facility so no fancy cards can be fitted. You won't find any PCMCIA mini-expansion card slots either, or an internal modem slot for that matter – all these things are rapidly becoming standard features in decent PC notebooks nowadays.

The A4 is a confusing contrast of high-tech RISC-powered performance in a dated and conservative package. At £1699+VAT for the main model with 4Mb RAM and a 60Mb hard disk, the price is reasonable for the computing power on offer, but there are doubts Acorn's traditional education customers can afford it even with a £300 education discount. Acorn could have unveiled the A4 several months ago, instead it was rolled out a month after Apple's Newton showed what can really be done with basically the same building blocks.

Acorn: Tel. 0223 245 200

Z88 Revisited

It's slimline, black, battery powered, has a letterbox LCD screen, operating system, utility software

and BBC Basic in ROM, but isn't a Cambridge Computers' Z88. It's Amstrad's new Notepad NC100 portable computer, which the company claims is 'the world's easiest to use computer'.

Amstrad says it is so confident of the claim, its £3 million NC100 promotion challenges customers: "If you can't use an Amstrad Notepad in just 5 minutes, you'll get your money back." This comes from the company owned by Alan Sugar who was recently quoted as saying that the customer wasn't always right!

It's difficult to avoid comparisons with the Cambridge Computer Z88, launched by Sir Clive Sinclair back in 1986. At a glance they might look identical, although the NC100 has a proper keyboard compared to the Z88's 'dead flesh' rubber design and several NC100 keys sport bright colours to liven up the otherwise sombre black facade.

Internally, the feeling of *deja vu* continues; A 6MHz Z80 processor replaces the Z88's 4MHz version. There is no built in disk drive. The Z88 pioneered removable memory cards and the NC100 has one PCM-

CIA mini-card expansion slot which can cope with up to one megabyte of memory to supplement the on-board 64K of low power static RAM. Amstrad says four standard alkaline AA penlight cells will power the NC100 for up to 40 hours. One thing the Z88 cried out for was a fail-safe battery back-up and the NC100 has it in the form of a Lithium cell.


The NC100's narrow blue-tint LCD screen looks like it was lifted straight out of the Z88, which would be no bad thing as at the time the Z88 had the sharpest screen going. A usable graphics resolution of 480 by 64 dots is provided by the screen. This translates into eight lines by 80 columns for, say, a word processor display. On the other hand the built in calculator mode uses the whole display as a jumbo-sized numeric read-out.

Amstrad's ease of use claim stems from the simple use of icons and 'hot-keys' – the latter heavily used by the Z88. You can be ready to start typing into the word processor with just two keystrokes. Although I haven't had a chance to play with a NC100 yet, it doesn't appear that the Z88's ambitious windowed context-switching user interface has been emulated.

Built in software includes a word processor with 48,000 word spelling checker, address book, calendar/diary, alarm, calculator and the BBC Basic programming language. The latter is a clear sign that Amstrad has eyes on the education market which embraced the Z88 with great enthusiasm. Besides schools, Amstrad says it is targeting the 80% of the population which still hasn't come to terms with modern personal computers.

The NC100 can exchange files with a PC via an optional PC connector and, theoretically, it could be a big seller for Amstrad – unlike the Z88 which had rave reviews but was a commercial failure with less than 100,000 sold in six years. Cambridge Computers still sells Z88s in small quantities, but most of the company's efforts these days are directed at the satellite TV dish/decoder market.

Amstrad's undoubted marketing skills might endow the NC100 with the success the Z88 deserved. The NC100 is priced £199.99 including VAT. For more information contact Amstrad on Tel.0277 228 888.



AA on call.

Different Mice

It came as something of a surprise to me that Honeywell, the US computer manufacturer, had a keyboard manufacturing division – usually these low-tech add-ons are built in countries where labour is cheap. I was also surprised to find that the company has been developing a mouse pointing device for PC users using some intriguing alternative technology.

Conventional computer mice contain a plastic or rubber-coated ball which is rolled around as the mouse is moved on a suitable surface. The ball drives a pair of wheels at right angles to each other so generating X and Y positioning co-ordinates. Opto-mechanical mice use a slotted wheel through which a light shines on to a detector to detect pulses which can be interpreted by mouse driver software.

Instead of a ball, Honeywell's mouse uses a pair of feet carefully angled and aligned. This arrangement was invented and patented by Jack Hawley, one of the pioneers of mouse design, in the 1970s. Honeywell decided to use the Hawley mechanism because it's less prone to the build up of dirt, is less fussy about the type of surface it operates on and can work at any angle, even upside down. There are also less mechanical parts which should make it more reliable in the

long term.

Basically, each 'foot' is an axially inclined shaft with a wheel at one end in contact with the working surface. The Honeywell mouse is an opto-mechanical device like a conventional mouse so at the other end of the shaft is an optical sensor for generating pulses X/Y coordinate pulses. Rather than a slotted wheel, the detector uses a slotted drum through which the infra-red LED shines onto the photodetector. A magnetic traction assembly constantly applies a force on the shaft to ensure good contact with the working surface – at any angle.

Honeywell's Hawley mouse has a resolution of 320 dots per inch and is available two or three button versions. For more information contact Honeywell on Tel.0344 416 034.

The AA Plays Safe

The Automobile Association has got together with Vodafone, the cellular phone operator, to produce a package aimed squarely at people who fear being stranded in their car in a strange place far from a convenient phone box.

For your £200 plus one-off £35.25 joining fee you get a modified transportable cellular phone which the AA says is small enough to fit under a car seat until it is required. The Callsafe handset doesn't have full complement of



Philips on the big screen.

keys – it's not designed to let you make ordinary phone calls to anybody you like. Instead you can dial 111 for the AA's rescue services or the national emergency 999 services. After you've made contact with any of these services they have the facility to phone you back if necessary. As the Callsafe phone is transportable, it can be used in different cars, including rental cars. Power is normally provided via a car cigar lighter or an optional battery pack.

Specialist markets seem ideal for Callsafe. Disabled drivers might not be able to get to a phone outside their car easily, for example. Apparently parents are attracted to the security of knowing their children will be safe driving alone. The AA quite unashamedly targets women drivers. But why not just get a full-blown standard cellular phone in the first place?

The AA points out that its £10 monthly charge is substantially less than the average £25+VAT monthly charge for an ordinary cellular phone. I suppose the fact that you can't run up costly charges phoning your friends could be described as a plus point too. Then again, they can't ring your CallSafe phone either. The cost argument begins to look weak when several air time providers (ATPs) are already offer-

ing discounted monthly charges for fully-functioning phones. For example, the cellular phone division of Ford, the car maker, already offers an optional £10 monthly charge, but in return for much higher call costs up to 69p a minute. Vodafone itself is rumoured to be unveiling a cheap rate service for domestic users offering low cost off-peak calls and a low monthly charge.

It's difficult to predict the take-up of a product like this. Callsafe's simplicity is likely to be an attraction, but overall I find it hard to see any crucial advantages over something like the Ford offer.

One interesting Callsafe option is a vehicle location device using radio or satellite tracking technology.

The AA: Tel.0256 20123

Cut Price Widescreen

Philips has just introduced its most affordable widescreen TV yet. Hot on the heels of Nokia which announced a £1100 28in16:9 aspect ratio TV recently (PE June 92), Philips has introduced its own 28in 16:9, the Matchline 8916, with a recommended price of £1299.99. This about half the price of Philips' original widescreen TVs introduced last year, though they were 30" plus monsters.

With the right satellite TV gear, the 8916 can be used to view broadcast movies in all their wide-screen glory. Unfortunately the only service offering that in the UK is via the BSkyB D-MAC Marco Polo satellite, which will cease public transmissions at the end of the year. Commercial videos and films broadcast in 'letterbox' mode on conventional 4:3 aspect ratio TV can be expanded to fill the whole screen, though there is a picture quality reduction. As with the Nokia, the viewer has control over the picture position, which can be scrolled up or down as you wish.

Philips' 100Hz flicker-free technology is standard and something called a colour transient improvement (CTI) and contour booster promises better definition of soft outline pictures. You also get Nicam stereo sound and 2x40 watts of music power via a pair of front mounted main speakers and a rear-mounted sub woofer. At least with these widescreen TVs the stereo separation should be a bit better! Philips even supplies two remote controls – one with all the buttons you could ever want and a second with just the essentials.

Philips: Tel.071 222 0833. ■

Take the Sensible Route!

BoardMaker is a powerful software tool which provides a convenient and fast method of designing printed circuit boards. Engineers worldwide have discovered that it provides an unparalleled price performance advantage over other PC-based and dedicated design systems by integrating sophisticated graphical editors and CAM outputs at an affordable price.

NEW VERSION

In the new version V2.40, full consideration has been given to allow designers to continue using their existing schematic capture package as a front end to BoardMaker. Even powerful facilities such as Top Down Modification, Component renumber and Back Annotation have been accommodated to provide overall design integrity between your schematic package and BoardMaker. Equally, powerful features are included to ensure that users who do not have schematic capture software can still take full advantage of BoardMaker's net capabilities.

BoardMaker V2.40 is a remarkable £295.00 (ex. carriage & VAT) and includes 3 months FREE software updates and full telephone technical support.

AUTOROUTER

BoardRouter is a new integrated gridless autoroute module which overcomes the limitations normally associated with autorouting. **YOU** specify the track width, via size and design rules for individual nets, BoardRouter then routes the board based on these settings in the same way you would route it yourself manually.

This ability allows you to autoroute mixed technology designs (SMD, analogue, digital, power switching etc) in **ONE PASS** while respecting **ALL** design rules.

GRIDLESS ROUTING

No worrying about whether tracks will fit between pins. If the track widths and clearances allow, BoardRouter will automatically place 1, 2 or even 3 tracks between pins.

FULLY RE-ENTRANT

You can freely pre-route any tracks manually using BoardMaker prior to autorouting. Whilst autorouting you can pan and zoom to inspect the routes placed, interrupt it, manually modify the layout and resume autorouting.


BoardRouter is priced at £295.00, which includes 3 months FREE software updates and full telephone technical support. BoardMaker and BoardRouter can be bought together for only £495.00. (ex. carriage & VAT)



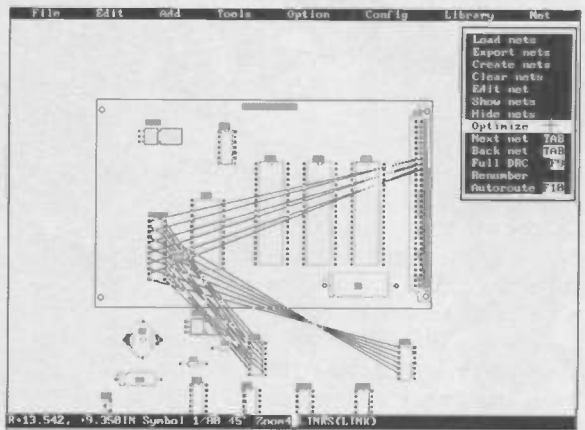
tsien

Tsien (UK) Limited
Cambridge Research Laboratories
181A Huntingdon Road
Cambridge CB3 0DJ UK
Tel 0223 277777
Fax 0223 277747

All trademarks acknowledged



Full analogue, digital and SM support - ground and power planes - 45 degree, arced and any angle tracks with full net-based Design Rule Checking.



Optimized placement by displaying ratsnest per component. Lines indicate the unrouted nets.

HIGHLIGHTS

- Net list import from OrCAD, Schema etc.
- Graphical and manual netlist entry
- Top down modification for ECOs
- Forward and back annotation
- Component renumber
- Effortless manual routing
- Fully re-entrant gridless autorouting
- Simultaneously routes up to eight layers
- Powerful component placement tools
- Copper fill
- Curved tracks
- Extensive Design Rule Checking
- Full complement of CAM outputs
- Support and update service
- Reports generator
- Gerber, PostScript & DXF output
- Full SMD support

Don't just take our word for it. Call us today for a FREE Evaluation Pack and judge for yourself.



Review: Ascom CT128

Arthur King plugs in a cordless phone that uses similar Nicam technology to that used by stereo television.

Nicam audio technology borrowed from the TV industry has found its way into the new Ascom CT128 cordless phone system. I say 'system' because the CT128 features multiple hand-sets and a versatile cordless intercom system.

BBC engineers invented Nicam (Near Instantaneous Companded Audio Multiplex) to include high quality stereo sound with TV picture transmissions. Ascom uses Nicam D and although the 'D' stands for data, this is only for two multiplexed digital control channels separate from the audio section, which remains analogue.

The CT128 is not an all-digital CT2-level device, like telepoint, it uses the same radio frequencies conventional or CT1 phones use. Ascom uses Nicam in mono form to enhance audio quality, especially when the hand-set is nearing the fringe of the base station transmitter range. It effectively reduces the signal to noise ratio by up to 12dB, a bit like dbx noise reduction on some tape decks. Ascom claims the CT128's usable range is improved compared with ordinary cordless phones. As audio transmissions are analogue, conversations through a CT128 handset can still be monitored by somebody with a radio frequency scanner. However, a unique number code prevents other CT128s in the vicinity from making calls on your phone line.

The CT128 is normally supplied with a pair of hand-sets and costs £199.95, though it is possible to buy a single hand-set package for about £60 less. Up to eight hand-sets can be used with a single base-station which has its own microphone and speaker so private intercom calls are possible between the base station and any of the uniquely numbered hand-sets. Two hand-set users can talk to each other, though conversations are dogged by simplex transmissions – only one hand-set is allowed to transmit at a time.

Conference calls are also possible, but they are limited to three



minutes duration due to British Standards Institute (BSI) regulations.

An attractive feature of the CT128 is that there's no need to press a button if the phone is answered straight from its recharger cradle. A word of caution here; if the phone isn't replaced accurately, with the charge indicator light on, the phone remains off-hook. This happened to my CT128 twice – most frustrating! Ascom says an audible warning backs up the light, but I have to say I didn't notice it.

The much promoted Nicam effect on audio transmission seems good. At the hand-set end, callers sound very clear and there's much less of the buzzing and fizzing one expects from a cordless phone. The further you are from the base station, the more you are aware of an increasing background hiss, but the phone remains usable at quite long ranges and the expected deterioration in sound quality is gradual rather than sudden.

Unfortunately the story isn't so good at the caller's end. I have now come to expect comments from callers like "are you speaking out of a tin?" or "what's wrong with your phone?". Apparently I sound clear, but strangely boxed in. The boxy sound quality is due to the CT128's

hand-set microphone, according to Ascom's market development manager, Richard Parsons. He explains that as the phone isn't conventionally 'banana' shaped, the microphone is further from your mouth. The mike's amplifier gain must therefore be set higher than normal and this picks up room reverberations more acutely than ordinary phones. It makes sense but I've had the same comments outside in the open too. Parsons says there are no plans to modify the mike.

The CT128's specifications are very attractive indeed, but I feel it needs more development before I'd buy one. Having two cordless handsets – one for upstairs and one downstairs, for example, makes a lot of sense, and I like the cradle on/off feature.

Summary

For: Versatility, LCD status display, Nicam D transmission, multi-handset convenience, range.

Against: Poor hand-set microphone, dodgy on/off hook cradle switch, annoying simplex intercom, affordability.

Contact

Ascom Telecommunications Ltd,
Tel.0222 777 800. ■

Summer CES

Part II

In the second half of Ian Burley's report from Chicago he looks at Sony's new camcorder and CD Walkman, AT&T's colour videophone and much more.

Here's our second report on the 1992 Consumer Electronics Show (CES) which took place recently in Chicago.

Sony had a rush of new products to show during CES but, like several other big industry names, chose not exhibit them on the actual show floor. Instead Sony chose CES week to officially open its smart new down-town Chicago showroom. There we were treated to what must be close to the ultimate Hi8 video palmcorder, an enhanced Data Discman electronic book unit, an up-market wireless infra-red HiFi system, an anti-skip CD-walkman and more.

First to the new palmcorder. The CCD-TR101 is an 8mm palmcorder with hi-band or Super-VHS level picture quality. This specification alone was pioneered by Sony only a year earlier but now they have added an image stabilisation system to counter the all-too familiar problem of camera shake typical of such small video cameras.

The latest version of the Data Discman.



Sony's high spec palmcorder.

Rival Panasonic has incorporated an electronic image stabilisation (EIS) system in its up-market palm-corders for a couple of years now but it has been criticised because the technique slightly degrades the picture signal. Instead, jointly with Canon, Sony has devised an electro-mechanical system which compensates for electronically sensed vertical and horizontal camera movements by actively controlling a small prism situated between the lens and the image sensing CCD (charge coupled device) chip.

Sony says its image stabiliser is superior to rival electronic versions when it matters – as the lens zooms out to a long focal length. It's also emphasised that, because no optical sensing is required, it works much better under low light conditions.


The TR101 sports a 10x zoom with internal focusing and 10-bit digital image signal processing. A 1/3 inch 410,000 pixel CCD chip is used and a digital fader lets you fade a scene out to black or white plus there is a mosaic fade option too. If that's not enough, there's a stereo zoom microphone and a

Data Code feature which constantly records time and date information on the tape. The US price is \$1,800, roughly £1,000 and it's shipping there already.

At the CeBIT Hanover Fair in Germany earlier this year (PE June 92) I spotted a Sanyo version of the Sony Data Discman electronic book which added audio replay to the original's text and graphics capabilities. Sony has now caught up with Sanyo by introducing the DD-10EXB which now supersedes the older DD-1EX. Buyers are tempted by a free bundle of three 'books' – the Grolier Electronic Encyclopædia, Passports World Travel Translator and a non-fiction 'audio book' called Sliver by Ira Levin. The DD-10EXB is listed at \$550 (£305).

Other Sony temptations included a CD Walkman which uses the same anti-skip chip-memory buffer system developed for the new MiniDisc player plus a futuristic and very stylish high sensitivity infra-red cordless HiFi stereo speaker system.

Sony was just one of many tele-



Skip proof CD Walkman

vision manufacturers to introduce a VCR+ (Video Plus in the UK) compatible range of video recorders at CES. Video Plus is the new system for setting your video for timed recording by simply punching in a number listed next to the programme in television listing guides. So far this is only available in the UK via a special infra-red remote control which 'learns' your particular video's infra red start/stop/record remote control signalling. In the US, Toshiba was one of the first to introduce a video machine equipped with Video Plus internally – last January at Winter CES – but this has been followed by a rush of models at CES Summer from Fisher, Sanyo, Thomson RCA, Sharp, Zenith and Sony.

One notable absence from the Video Plus fervour is Panasonic, which struggles on gamely with its now out-dated bar code programming system. Philips too has yet to

joint the bandwagon. Gemstar Corporation, which invented and licenses Video Plus to third party manufacturers, had some predictable market research results to back up the success of its system. 73% of video owners could not program their videos reliably before Video Plus arrived. 93% of Video Plus owners said they were very satisfied with their units, while a Chester Tyszka from Pittsburgh was quoted as saying Video Plus was the "best thing to happen in the 20th century," which says a lot about some aspects of American society!

Franklin Electronic Publishers Inc. is usually worth checking out at CES shows. This year Franklin's highlight was a combined speaking electronic dictionary, thesaurus and spelling checker. The Language Master 6000 SE is claimed to be the world's first such device and is primarily aimed at people who have

speech, sight or learning disabilities. The pocket-sized device is crammed full of 300,000 thesaurus dictionary definitions with 500,000 synonyms. The spelling dictionary covers 110,000 words and there is an electronic grammar aid too. Words are spoken out loud and pronounced accurately (albeit with a US accent) as well as displayed on an LCD screen. The Speech rate can be changed to match those who effectively have 'speed hearing'. People unable to speak at all can let their Language Master 6000SE unit be their voice instead. The whole unit weighs just 11 ounces, measures 5.5in by 5in by 1in and has a recommended price of \$500 (£277).

Colour Videophone

AT&T attracted much attention with its colour Videophone 2500. This \$1500 (£830) device sports a flip-up colour LCD screen and can be used via a single conventional




Videophone in colour.

phone line unlike other videophones which are designed for special ISDN digital phone lines. Inside the 2500 is a 19.2K bits per second a modem, a video codec (coder/decoder) and an audio processor. 11.2kbps is used for the video portion of the link and the sound channel uses up 6.8kbps, leaving 1.2kbps for future expansion.

Unfortunately the samples I saw at CES had a decidedly grotty picture quality via the 112 by 128 line 3.3 in colour LCD display – on average a decent TV will display at least 400 lines of resolution. The picture was very fuzzy and at ten frames per second, quite jerky too. Nevertheless, it's quite an achieve-



Sony's entry into the Video Plus market.



The new talking Language Master

ment to squeeze a colour video signal as well as audio down an ordinary phone line. It will be interesting to see how Amstrad's similar colour videophone compares when it's unveiled, probably by the end of the year.

Also from AT&T is the ultimate office phone with a versatile touch-sensitive LCD display. The AT&T Smart Phone 2100 has a 4x6in monochrome touch-sensitive screen which features 'soft' buttons for functions like memory dialling, phone book entry and editing, speakerphone and ringer volume control, etc. The display is also designed for use with compatible information and management services. For a \$100 (£55) installation charge and a monthly fee of around \$25 customers of the Huntington Bank based in Columbus, Ohio, can use their SmartPhones to pay bills, transfer money, show account balances and also shop from catalogues. The screen and its soft but-

tons automatically re-configures itself according to the service being accessed. This sounds remarkably like the Keyline Teleshopping terminal developed here in the UK (PE June 90 and July 92).

Away from the glare of its Newton PDA publicity (PE last month), Apple made a bit of minor history by exhibiting at its first CES show. Besides a five minute promo video in one corner, Newton wasn't featured on the stand itself. Instead Apple was pushing its Macintosh multimedia products very hard. This was the place to be for HyperCard and QuickTime demonstrations. Apple announced a deal to distribute Macs in the US via a big consumer electronics chain store network called Silo, a bit like Dixons in the UK. There were also plenty of new multimedia CDROM 'book' releases and interactive movies from established names like Discis, Broderbund, Icom Simulations and Voyager. Psygnosis also announced the hit Lemmings game

would soon be available on the Mac.

On The Game

The video game war is hotting up in the US, and it's no more evident than at CES. NEC has already had to regroup its video game division after superior 16-bit hardware technology featuring CD ROM options failed to translate into solid sales. Undaunted, a new NEC subsidiary, Turbo Technologies, has been formed to continue the development and marketing of its PC Engine and TurboGrafx game systems. One result has been the TurboDuo, a slimline 16-bit console based on the TurboGrafx system and incorporating a CD ROM player. TurboDuo is the industry's first game console to take both game cartridges and CD ROMs as standard.

Nintendo still has the 8-bit console and pocket GameBoy markets wrapped up, but was a little late into the 16-bit console market. Its Super Famicom or Super NES system is more advanced than the leading 16-bit Sega Genesis (called MegaDrive in the UK) system, but Sega has fiercely defended its 16-bit territory with aggressive price cutting. A Genesis console can be bought for \$99 now. In response SNES dropped to \$149 but recently Nintendo decided to match the sub-\$100 Sega price. It's worth remembering that both started out at \$200 (£110) originally and both cost UK customers more in pounds sterling than they do in US dollars! Sega has another ace up its sleeve in the form of a joint venture with JVC to produce a TurboDuo look alike - in other words, a Genesis console with a CD ROM built in. That should sell for less than \$300. Incidentally, Sega in the US employs just 230 people yet its turnover is \$500 million a year - a ratio of more than \$2 million worth of business per employee!



Turboduo.



The AT&T Smart Phone

Subscribe to

PRACTICAL

ELECTRONICS

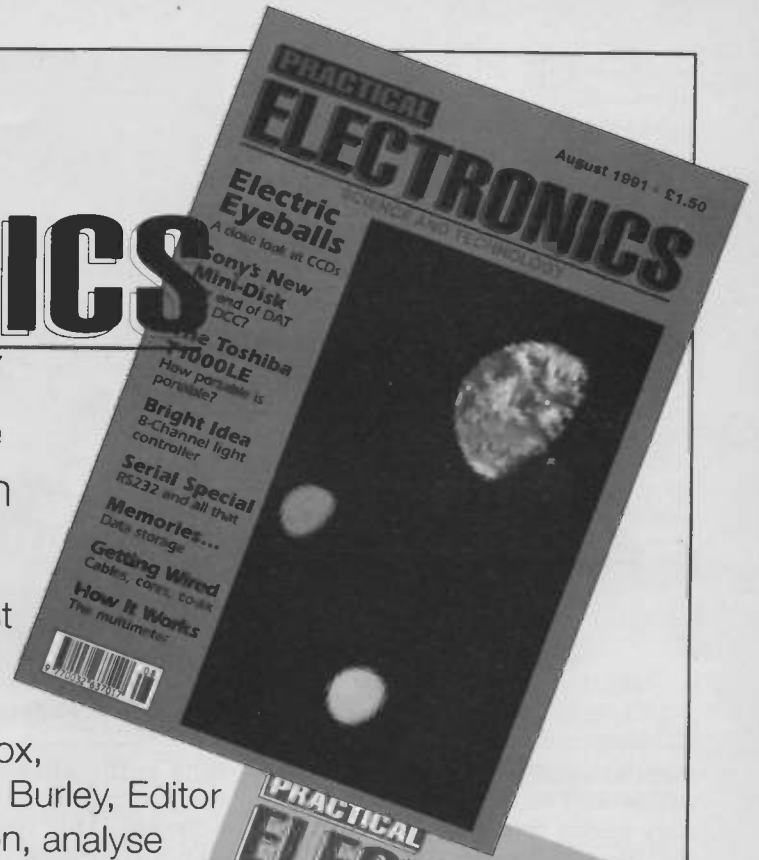
SCIENCE AND TECHNOLOGY

Every month we bring you the best coverage of the modern technical world.

Innovations has all the news of the latest developments, technical features explain the detail behind the glittering facade of technology, while writers such as Barry Fox, Technology Journalist of the Year and Ian Burley, Editor of BT's Prestel Micronet consumer section, analyse the growing role of electronics in everyday life. Finally, for those of you who want personal hands-on experience of design and construction, our projects offer entry level designs and advanced challenges.

A 12-month subscription is only £18 (UK), £22 (surface mail) or £39 (air mail). Concessionary rates also available. Order by credit card on 081 743 8888.

Subscribe today and book your place in the electronic future.



Send to:
Intra Press, Intra House, 193 Uxbridge Road, London W12 9RA.
Make cheques/postal orders payable to Intra Press in £ sterling.
Please subscribe me to Practical Electronics for 12 months,
starting with the issue.
I enclose a cheque/postal order/banker's draft for £.....

Name
Address
Town
County
Post Code.....
Or: Please charge my VISA/Mastercard
Number
Expiry date.....

Subscription rates:

UK post – £18, Overseas surface mail – £22, overseas airmail – £39.

Discount rates:

UK BAEC/Educational concession– £16.20, Overseas BAEC/Educational concession – £19.80 (surface mail only available)

Please enclose proof of BAEC membership or educational status.

Duelling Cameras: The Compact vs SLR

Modern cameras are getting more and more packed with sophisticated electronics. Carolyn Vaughn takes a look at what is on offer and what good it can do.

Choosing a camera isn't as easy as it used to be. It is not a simple case of choosing a compact, point and shoot camera or a more sophisticated 35mm SLR (Single Lens Reflex). Camera manufacturers are now trying to pack as many electronic features possible onto both types. It has become a competition to create a camera that is more automatic than all the others.

The functions on today's automatic cameras surpass any of the former compacts or SLRs. There are now many choices and functions for focusing, flash, metering, exposure and more. Buying a camera is no longer a choice based on cost and quality, but by the electronic features desired in a camera.

The Compact

A typical compact camera has a 50mm fixed lens with a flash and an automatic metering and focusing system. Its nickname, the point and shoot camera, sums it up well. These cameras are a favourable choice for most people because they are simple to use and usually produce a decent photograph. They are small and easy to carry and all use 35mm film – the highest quality small format film available.

With the technology available, compacts are becoming just as electronically advanced as many of the more expensive automatic SLRs. They are no longer limited to a fixed lens with an automatic flash. The latest designs offer most of the advanced features available on SLR cameras such as, weighted metering, red-eye reduction flash, up-to four focusing modes, self-timer and auto focus illuminator. Nikon's

most advanced compact, the TW zoom 105, and Canon's Mega Zoom 105 both have all of these features and both have zoom lens from 24mm-105mm.

Both cameras also have LCD panels like the latest SLR cameras. The LCD panel is on the top or back of the camera. The panels display all of the functions available on the camera such as; the number of

exposures, aperture and speed settings, multiple exposures, and even the ASA setting. This panel shows it all. Variations from camera to camera are minimal. On the Nikon TW Zoom 105 the LCD panel is on the back of the camera and below the panel are four small buttons for the photographer to programme in the desired settings. This particular model offers four types of flash.



A pair of autos from Nikon, top the TW Zoom 105, bottom, the AF-801s.

The Terminology

Auto Flash Mode	Flash fires automatically in situations where there is not enough light on subject or over-all scene
Autofocus illuminator	Infra-red is used to measure the distance to the subject when autofocusing in low light situation
Aperture priority	Aperture is manually set and shutter speed is automatically selected
Carefree Autofocus	Automatic focus of overall frame, used for most pictures
Continuous exposure	With button pressed camera releases frames continuously at high or low speed
Depth of field preview	With button pressed, previews depth of field of image inside the viewfinder
DX-coding	Automatically reads and sets ASA (ISO) of film
Exposure compensation	Exposure can be set up to ± 4 stops, Minolta, and ± 2 stops, Nikon and Canon
Fill flash	Used in situations where subject is dark in front of a bright background. The flash fires a weaker flash to fill-in dark areas to prevent underexposure
Flash cancellation	To shoot without flash in situation when camera would normally fire flash
Focus tracking	Focus continuously adjusts to moving subject
Infinity Focus	Focus is locked on infinity
f-stop	The aperture setting, the smaller the number, the wider the opening and the more light gets to the film but the lower depth of field.
LCD panel	Display panel shows indications for: exposure, metering, exposure/aperture compensation, shutter speed, film speed, DX coding settings, film advance and rewind, battery supply, self-timer, multiple exposure, frame counter
Manual exposure	Both aperture and shutter speed are set manually
Matrix balanced focussing	Focus on overall scene
Matrix metering	Main subject is automatically metered
Self-Timer	After shutter release button is pressed, camera will take one or two frames. Duration time is changeable from 5-30 seconds.
SLR	Single lens reflex camera
Spot Autofocus	Focus on centre of picture frame
Spot metering	Area in the centre of the frame is metered only.
Multiple exposure	More than one exposure on the same frame, up to nine exposures depending on camera
Shutter priority	Shutter speed is manually set and aperture is automatically selected.

Probably the most popular flash mode is the a new red eye reduction mode.

"Red eye" occurs when the centres of subjects eyes appear red in colour pictures. To reduce this, new compact cameras have a red eye reduction mode. What happens is that the camera fires the flash four times instead of one with a weaker flash at a higher f-stop (the aperture setting). The number of flashes causes the subject's pupils to shrink thus reducing the red-eye appearance. The fourth flash is brighter and the shutter releases and takes the photograph.

Some advanced compact cameras also have exposure compensation, a feature normally only available on SLRs. This allows the photographer to set the exposure for up to two f/stops over or under the meter reading in the camera. However, unlike the SLR, the meter reading is done automatically in the compact and does not appear in the LCD panel so the photographer won't know what the true reading was in the first place. The new compacts offer a choice in auto-focusing such as, spot auto focus, infinity focus, focus tracking, and carefree auto focus. All focusing is done automatically in compacts and cannot be set manually. Although these new focus settings offer more variety, the photographer cannot see the scene through the range finder as is possible in an SLR viewfinder. Additionally, the meter settings are fully automatic and the photographer is limited to guessing how the image will appear.

Although the new compacts offer infinitely more choices than the former simpler models, they can never really compete with the more advanced SLR camera.

A compact should remain as a camera intended for quick, 'point and shoot' images and not try to overload itself with too many electronic features. The high cost of these cameras will deter most buyers, but those who are interested in the latest technology will undoubtedly experiment with them. A photographer who is used to a simple compact camera will be overwhelmed by the new features and will have to invest a great deal of time in reading the instruction manual.



Top view of the AF-801s showing the controls.

The Auto-focus SLR

Auto focus SLRs first appeared on the market in 1987/88 when Canon launched the first of its EOS series, the EOS 650 and Nikon its first 801 model. Their physical appearance was the most obvious change. The style of these new cameras affected the look of all subsequent 35mm cameras. Manufacturers began making cameras out of polycarbonate instead of more traditional materials like brass and aluminium. This change made automatic SLRs lighter, more compact and definitely sleeker looking, but they also became far more delicate than they had ever been. Auto focus SLRs simply cannot sustain the same wear and tear as the older models made from metal.

Unlike manual cameras, automatic SLRs do not have the traditional dials for shutter speeds and ASA. On most designs the photographer must 'dial' in functions or push a 'program' button. To adjust from a single exposure to continuous exposures on a Nikon 801s, the photographer must depress the 'drive' button on the left side and spin the 'command input dial' on the right until the 'CL or CH' appears on the bottom left corner of the panel. From this simple example, it is easy to see that it takes long time for any photogra-

pher, amateur or professional, to become skilled at using all of the available features.

The functions available on automatic SLRs are probably mind boggling to anyone who is used to an old reliable manual SLR such as a Nikon FM2 or a Canon T-90. On these older models, metering a subject meant lining up the needle in the middle of the left of right of the viewfinder to get the correct exposure. To do this the photographer had to adjust either the f-stop or shutter speed, or a combination of the two. On automatic SLRs, if the camera is set in the fully programmed mode, the photographer needs to only aim and shoot. It can be as simple as using a compact

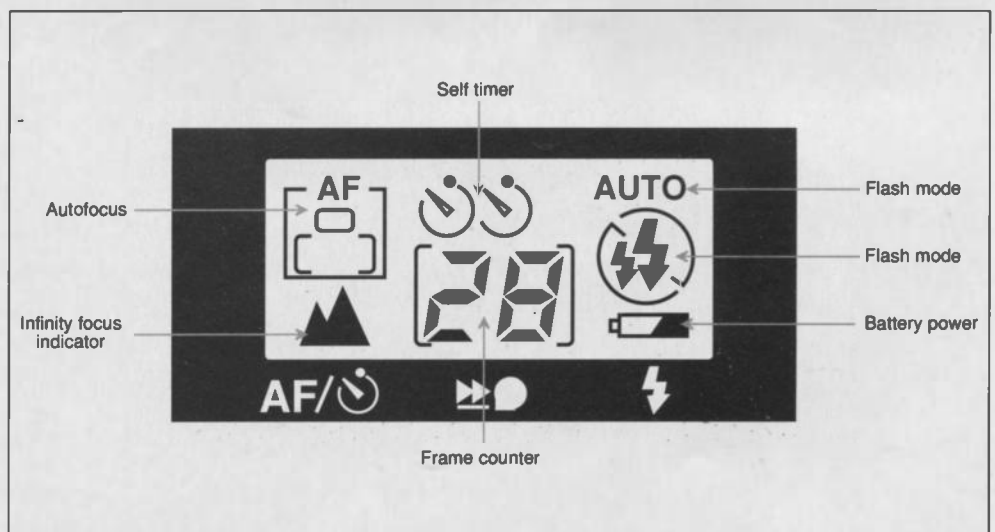
camera. When manual functions are desired however, the photographer must programme the SLR to the manual setting. Manual settings are possible for metering, focusing and exposure.

The 801s is Nikon's top camera for amateurs, although many professional use it because it is more modern than Nikon's professional F4 in many ways. For example the 801s has a multiple exposure function of up to nine exposures on a single frame. The 801s and the Nikon F4 have a maximum shutter speed of 1/8000 per second, the highest shutter speed for any camera.

Although camera manufacturers are currently trying to add on all of the latest technology, many photographers still want to have manual capabilities. The Nikon F4 is the top Nikon professional camera, but it offers more manual functions than its amateur counterparts. The F4 still has the traditional ASA button on the left and the shutter speed setting on the right. Even the frame counter is still shown through a tiny glass window on the bottom right-hand corner. It has been updated with a motor drive and there is no longer a film advance lever, but it looks more like a manual camera than an automatic one.

The Canon EOS1000FN and the Minolta 5xi are currently two top amateur cameras. Both of them have many of the same features, including aperture and shutter priority. The photographer chooses to set one function and allows the camera to set the other. Using either of these functions can be time consuming to a photographer unused

Control panel LCD display.





Alternative compact zoom displays, left the TW Zoom and right Olympus Super Zoom.

to the system. Aperture priority can be very useful in situations when a high depth of field is desired. The photographer can set the desired f-stop and allow the camera to automatically set the shutter speed. Both of these cameras have a maximum shutter speed of 1/2000 and a built-in flash system. The 5xi does not have a 'command input dial' like Nikon and Canon, but has two separate program and function but-

tons. Both flash systems pop-up when needed and both have the red-eye reduction mode.

The development of fully automatic SLR has without a doubt, expanded the capabilities of 35mm cameras. The advanced features offered on SLRs have also filtered down into the compact camera market. Both kinds of cameras perform quickly, quietly, and still allow for many manual functions. However,

the demand for manual cameras will also remain constant. Nikon has been manufacturing its FM2 model since 1978. It is the only manual camera Nikon markets and it is one of their best sellers. Canon on the other hand, stopped production last year on its very popular T-90 model, and yet the T-90 remains Canon's most popular manual camera, except that it has moved into the second-hand market. ■

The old reliable Nikon FM-2 manual SLR.





New for 1992

★ **New MOSFET Amplifiers**
improved range of SMOS modules
30W, 30+30W, 60W, 120W

★ **20 watt Class A Amplifier**

★ **Low profile PCB Transformers**
a range of encapsulated transformers
4VA, 6VA, 10VA, 18VA, 24VA, 30VA

Write or phone for data and prices...
which include details of standard range of toroidal transformers and audio modules.

No price increase for 1992

Jaytee Electronic Services

143 Reculver Road, Beltinge, Herne Bay, Kent CT6 6PL
Telephone: (0227) 375254. Fax: (0227) 365104

£229.95 + VAT

Base System

- Mother Board with 1 Megabyte Memory fitted
- Mini Tower or Desk Top Case
- 200 Watt PSU with Fan and Auxiliary Power Socket
- 7 Segment LED Speed Display
- LED Indicators for Power, Turbo and HDD
- Interface Controller Card 2xIDE, 2xFloppy, 2 Serial, 1 Parallel, 1 Games Port
- 3.5" 1.44Mb Floppy Drive
- 102 Key UK Keyboard
- Includes Cables, Mains Plug

Options

RAM Upgrade (per MByte)	£23.50
3.5" 1.44Mb Floppy Dr	£39.95
5.25" 1.2Mb Floppy Dr	£45.00
Microsoft DOS 5.0	£49.00
Microsoft Windows 3.1	£59.00
2+3 Butt mouse plus disk	£19.00
I/O 2 Ser, 1 Par, 1 Gam	£12.95

Send SAE for full list

Base System Prices

Grel 286 16Mhz.....	£229.95
Grel 386sx 25MHz.....	£279.95
Grel 386dx 40Mhz.....	£349.95
Grel 486dx 33MHz.....	£579.95

SVGA Monitors & Interface

Mono + Trident 256K.....	£118.75
Col + Trident 256K.....	£243.75
Col + Trident 1Mb.....	£243.75
40Mb IDE 21ms.....	£137.50
65Mb IDE 15ms.....	£181.25
85Mb IDE 17ms.....	£237.50

All items available separately, please send SAE for full list

Carriage, Terms (ADD VAT TO ALL PRICES inc carnage) Carriage on Grel Systems Components £7.95 plus £3.00 insurance if required. Overseas customers No VAT please ask for quote for carriage. Payment with order. Credit Cards (Access, Visa) accepted, no surcharge

Z80 please send for details

Interak 1
Modular Computer System

**Greenbank Electronics, Dept PE09 460 New Chester Road,
Rock Ferry, Birkenhead, Merseyside L42 2AE. Tel: 051-645 3391**



NATIONAL
COLLEGE OF
TECHNOLOGY

DISTANCE LEARNING COURSES

The National College of Technology offer a range of packaged learning short courses for study at home or in an industrial training environment which carry national BTEC awards. Study can commence at any time and at any level, enabling you to create a study routine to fit around existing commitments.

Courses on offer include:

- Analogue Electronics
- Digital Electronics
- Fibre/Optoelectronics
- Programmable Logic Controllers

Tutor support and BTEC certification are available as options with no travelling or college attendance required. These very popular courses which are ideal for vocational training contain workbooks, audio cassette lecturettes, PCBs, instruments, tools, components and leads as necessary to support the theoretical and practical training. Whether you are a newcomer to electronics or have some experience and simply need an update or certifications, there is probably a distance learning course for you. Write or telephone for details to:

**National College of Technology
NCT Ltd. PO Box 11, Wendover, Bucks
Tel: (0296) 624270**

CRICKLEWOOD

ELECTRONICS

1992 CATALOGUE

 BOOKS	 BOXES & CASES	 CABLE & WIRE	 CAPACITORS
 CONNECTORS	 KITS	 RESISTORS	 SEMICONDUCTORS
 SPEAKERS	 VIDEO HEADS	 SWITCHES	 TOOLS & TEST GEAR



**COMPONENT CATALOGUE.
ONE OF THE BEST
RANGES AVAILABLE**

NAME.....
ADDRESS.....
.....
POSTCODE.....

**CRICKLEWOOD ELECTRONICS LTD, 40 CRICKLEWOOD BROADWAY
LONDON NW2 3ET. TEL 081 450 0995, 081 452 0161 FAX 081 208 1441**

How it works ...

Automatic Camera

Minute screws and flexible circuit boards can't stand in the way of Derek Gooding as he takes apart a modern SLR camera to see what is inside.

Good quality photography depends upon the skill of the photographer and the use of the best camera available.

Science plays a major part in the reproduction of quality images. Specialist chemicals are used to form the photo-sensitive multi-layer coatings of either negative films or transparent 'slide' film for positive images. Optical science can manufacture fantastic quality lens elements and mechanical developments combine with electronic control systems producing 'drive' and sensing functions that make life so much easier. It really is amazing just how many poor quality photographic prints are still being accepted as normal.

Modern cameras are complex devices, the higher the price, the better the picture, but only if the camera is properly understood. Knowledgeable photographers know how to avoid the camera's limitations when light levels, background, reflections of flash and so on, create difficulties. For the rest of us it is better to get to know what the camera can do in certain situations rather than miss that 'perfect' shot by not knowing how to set the camera up for it – a little practice and experimentation go a long way to creating good photographs.

Way Back When

In the early days of photography, producing a sharp, clear, picture was mainly dependent upon the quality of the lens plus a massive amount of light outdoors, or the use of flash powder indoors. Individual

black and white only glass negatives where another problem. Like many low cost cameras today, fixed focus lenses limited the owner's creativity – getting too closed ruined the focus. To get around this, the focusable lens and eventually the single lens reflex (SLR) camera were developed. Unfortunately, this made things more complicated as lenses that could be focused at any distance are harder to deal with as are the different shutter and film speeds that became available. Automatic cameras are an attempt to get around as many of these problems as possible and most will now produce very reasonable pictures.

Early versions of automatic focusing systems used a range finding mirror system to bring together two views of the picture from slightly different angles. The angles of the mirrors were changed until the two images overlapped precisely – sensed by the light intensity reaching a maximum. Today, infrared light is pulsed through a focus lens towards the object and a timing circuit notes the return pulses. The measurement of the time between transmission and reception gives the distance. A motor driven focus mechanism then sets up a perfect image. Even film loading is now a simple matter with auto-loaders and DX film which automatically tells the camera its speed setting. Even lens covers can be motor driven so that they get out of the way whenever necessary but protect the lens at all other times.

Liquid crystal displays inform the user of low light levels, subject

to close, low battery, flash ready and so on. A microprocessor is used to continuously monitor all of the cameras functions as well as providing readouts and captions on the photographs. All the user has to do is remember to change the 6V lithium battery occasionally and purchase the film.

Besides all of the automatic stuff, the camera is usually capable of a lot more. A thorough examination of the manual and asking in a good camera shop should clear up most problems. It is also a good idea to take notes as to where and when the camera is used and then match these up with the final results.

Remember that automatic usually means the averaging of readings by the electronic circuits. Human eyes are far more subtle. Note what the camera viewfinder is telling you and then move the camera slightly to see if things change. The focus and light sensitivity settings will register with an object in the middle of the picture but to one side of the object may not get the automatic attention it needs.

Some flash circuits decide when they should give off extra light – it is noticeable that at concerts, many flashes go off because the stage is too far away for the subject to be lit but the automatic mechanism still tries.

Cameras are only as good as their handlers but, don't take it all too seriously. Photography is a science to be enjoyed both by the photographer and by those who view the results. ■

Konica Z-up 80

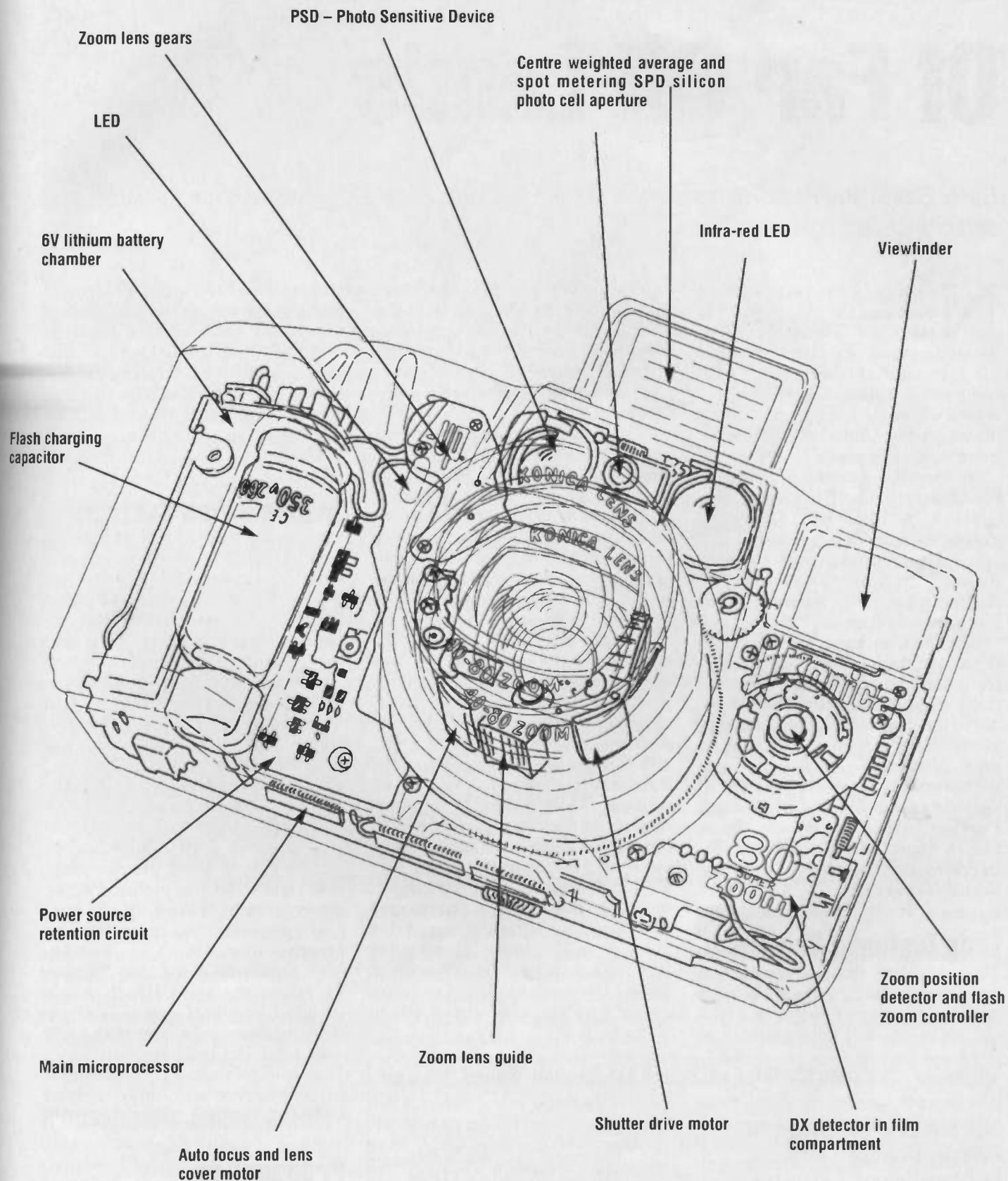


Illustration by Derek Gooding with the kind assistance of J.S. Photovideo (Repairs & Sales), Hanwell, London, W7.

Seeing Visions Of Far Off Lands

Garry Smith and Keith Hamer explain the ins and outs of receiving world-wide TV without satellite dishes.

Nowadays the reception of overseas TV programmes is taken for granted thanks to the widespread popularity of satellite television. However, it could come as a surprise to learn that foreign TV signals have been raining down on the United Kingdom for more than forty years.

Before the advent of satellite broadcasting, the UK viewer was limited to BBC and ITV programmes supplied by their local transmitter, sometimes supplemented by a neighbouring ITV region in locations where the service areas overlapped.

On the Continent, viewers have regularly tuned into programmes from neighbouring countries, especially those living close to the border. Here in the UK, particularly along the south coast and also in parts of East Anglia, signals from the Benelux countries are present to some degree on a daily basis. Further inland extremely weak vision signals from Eire, France, Belgium and the Netherlands are available every day.

Long Distance Reception

The realisation that TV signals can travel vast distances has attracted a growing number of people to a special radio-oriented hobby known as

DX-TV (DX means long-distance). The hobby is in some ways analogous to short-wave listening where pleasure is derived from identifying a distant source of transmission - the more elusive, the greater the satisfaction.

There is something intriguing about running a TV set on a vacant channel knowing that a picture may materialise from almost anywhere in the world. This is just one of the attractions of the hobby. It is not so much the content of the programmes but the technical achievement in receiving and identifying the origin of the signal.

TV DX-ing dates back to the mid-Thirties when television was first introduced. During the sunspot peak of the late Thirties, television receivers were shipped from UK to America in order to see if the BBC 405-line signals from Alexandra Palace on channel 1 could be received. The experiment was successful. As television grew throughout Europe during the Sixties, more viewers in this country encountered TV DX signals without realising it. It was the dreaded Continental Interference which blasted Dr Who, and more seriously, Wimbledon tennis from TV screens during the summer. The disruption caused by a phenomenon known as Sporadic-E.

Unfortunately, instead of foreign pictures appearing, the BBC picture would be reduced to a mass of white sloping lines. There would also probably be buzzing on the sound channel, especially in areas where channel 2 was used, for example in Lancashire and Yorkshire.

Transmission Systems

In those days the British VHF channels used 405-lines where stations in Europe used 625-lines (France used 819-line). The incompatibility between systems meant that the viewer could not simply tune into the foreign transmissions.

The incompatibility between the UK system and the ones encountered on the Continent still remains. Nowadays, all European services used 625 lines but with different vision and sound carrier spacings (see Fig. 1) which means that a normal UK receiver will display foreign pictures with sound. French signals pose a much greater problem - not even the picture can be resolved without the help of a special receiver designed for the French system.

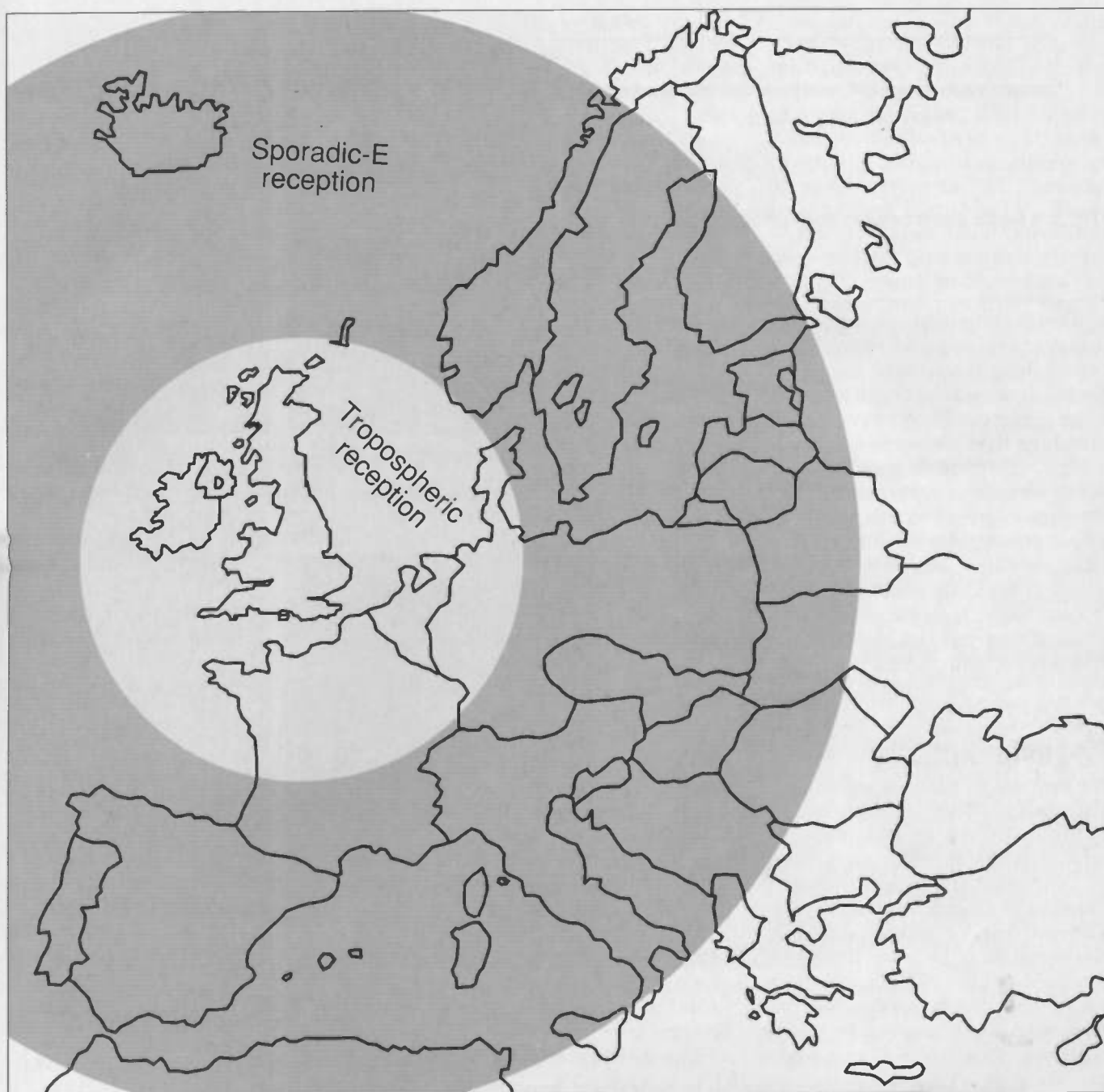
It should be noted that overseas broadcasters use VHF channels (Bands 1 and 3) as well as UHF for transmission whereas in the UK only UHF channels are now used. This means that a UK-manufactured receiver will only receive UHF.

Propagation

Under normal reception conditions the range of the signal emitted from a high-power transmitter is limited to approximately 100km, although

Area	Vision Modulation	Sound Modulation	Sound Spacing
UK and Eire	Negative	FM	+6.0MHz
Western Europe	Negative	FM	+5.5MHz
Eastern Europe	Negative	FM	+6.5MHz
France	Positive	AM	+6.5MHz

Fig. 1. Basic TV system differences found within Europe.



The approximate limits of tropospheric and Sporadic-E reception at a typical receiving site in the UK..

a sea path can extend this range considerably. Certain atmospheric effects can also increase the range of a result, long-range terrestrial TV reception cannot be reliably predicted in terms of quality and strength. So how do TV signals travel vast distances via atmospheric effects?

Tropospheric Enhancement

Viewers living in fringe reception areas will be only too aware that certain types of weather plays an important part in whether the picture quality will be acceptable or not. High-pressure weather systems have a marked influence on TV sig-

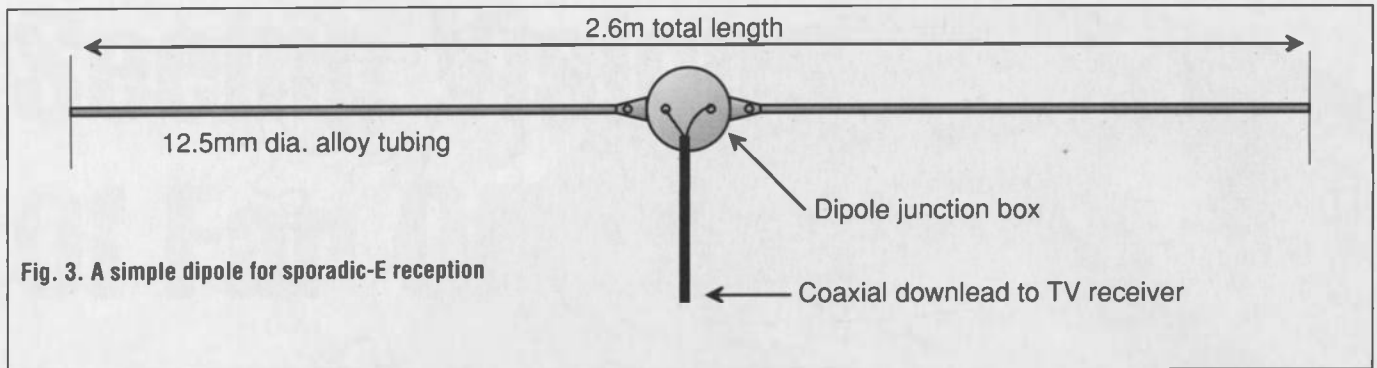
nals. These can become trapped within layers about 2km above the Earth thus following its curvature for a hundred kilometres or so before impinging on the receiving site. Signals arriving by this means are relatively stale with few fades.

Periods of reception and last for several days at a time, although there is a tendency for signals to disperse by mid-morning and reappear during the early evening. Reception distances vary between semi-local and 600km.

Sporadic-E Ionisation

Long-range short-wave radio communication is possible due to reflec-

tions within the various layers of the Earth's atmosphere, including the E layer; this particular region lies approximately 120 km above the surface of the Earth. Although it is capable of reflecting short-wave signals, television transmissions normally pass straight through it and are subsequently lost forever in outer space. However, during the summer months the E-layer becomes highly ionised. If the electron density is sufficiently high, transmissions on the lower VHF TV channels (and very occasionally the FM radio band) will be reflected or, more accurately, refracted back to Earth.



Due to the unstable nature of the E-layer, this type of reception is completely random in direction, duration, signal strength and distance. Sporadic-E signals can attain very high field strengths and consequently impressive results can be achieved using simple aerials. Since the signals are refracted within the upper atmosphere by intense ionisation, a skip distance is involved which is typically around 1500km. Occasionally, long range reception is possible from the Middle East, Africa or North America.

F2-Layer Activity

An increase in sunspot activity can also provide long-distance signal paths in excess of 10,000km. F2 activity peaks approximately every 11 years and the present cycle is drawing to an end. Activity is at its highest during winter daylight hours and only the lower Band I TV channels, around 50MHz, are affected. Signals can be strong but pictures are usually marred by severe multiple ghosts which can make


precise identification difficult. Despite this, regular identification of countries such as Australia, New Zealand, Thailand, Malaysia, Italy and Dubai has been possible over the past four winters.

Suitable Receivers

A normal UK receiver will provide UHF reception only. At certain times of the year, particularly when co-channel interference announcements are heard, conditions can be favourable to allow transmissions from the Benelux countries and Germany to penetrate into central areas of the United Kingdom. Sometimes a cContinental picture can be seen superimposed in the background of the local BBC or ITV transmission and a check on normally vacant channels, especially on the lower part for the UHF band, may reveal good quality colour pictures from the Continent. The emergence of other ITV regions will also indicate that conditions are favourable.

The most interesting reception

An all-channel TV aerial system suitable for every type of propagation.




occurs via Sporadic-BE propagation in Band i and it is this band which enthusiasts find the most intriguing. A multi-band TV or converter is required to cover this band but first check the tuning scale of the TV receiver. Some imported sets are equipped with a multi-band tuner as standard and just a flick of the bandswitch is all that is required to produce a suitable monitor. Such receivers usually have a tuning scale inscribed with VHF channels 2-4 and 5-12, in addition to UHF channels 21-69. It should be noted, however, that this is not a guarantee that a VHF tuner will have been fitted during manufacture.

Modifying a receiver by fitting a VHF tuner is into recommended because of the safety aspect – a live chassis is present in most receivers. Also, the manufacturers warranty will be invalidated.

Converters

A special converter system, known as the D-100, has been available for some years. The unit simply plugs into the aerial socket of a normal TV set; with this approach, no modification are required to the TV receiver. Dial tuning provides full VHF and UHF channel coverage. To overcome sound incompatibility between the UK and overseas systems the sound is separated from the composite TV signal with the converter and then fed to the radio tuner to provide high quality sound of any spacing. The converter also features vision bandwidth reduction which produces a more distinctive image when a weak signal is being received. Some satellite systems are now including this type of feature although picture definition deteriorates when the bandwidth is too narrow. However, this is a minor hiccup when trying to procure a signal from virtually nothing!



Tropospheric reception at UHF from Lopik in the Netherlands.

Aerials

For Sporadic-E reception, a simple aerial, known as a dipole, can be used (see Fig 3). Dipoles of this size were commonly sent for receiving BBC-1 transmission on the now defunct 405-line systems on channels 1 to 5. The dipole should be mounted with the rods horizontal and facing the Continent. It should be noted that aerial height is not too important because the signals arrive at an angle. However, it is advisable to achieve a minimum height of 5 meters to be clear of local obstructions such as next door's pear tree!

It is permissible to mount the dipole in the loft and still receive signals from distance places, but it should always be borne in mind that a well sited indoor aerial is never as good as one badly sited externally.


Aerials for tropospheric reception should be mounted as high as possible although chimney height is sufficient in many locations. Some form of rotation is desirable otherwise reception may be limited to one direction only.

An aerial with four elements or more is required for Band III channels; its overall size is much smaller than an FM radio aerial.

For UHF reception a domestic 18-element aerial can be used but because these are usually manufactured for groups of channels, three such aerials would be required to provide full coverage of the UHF spectrum.

Wideband (all-channel) aerials are available featuring a chain of X-shaped elements but be prepared to pay as much as £75 for one depending upon the manufacturer. A compact wideband aerial known as a grid is far cheaper and is aesthetically more acceptable in any location.

Amplifiers are not essential but may be added later a refinement, unless you intend to have a very long down-



An identification caption from Rumania received via Sporadic-E.

lead where signal loss will be inevitable. The amplifier can be installed at the mast-head end of the cable to overcome this loss.

TV broadcasting is changing rapidly. On-screen presentation has become more complex with graphics replacing static captions. Many services now broadcast round-the-clock, dispensing with the traditional test card and station opening sequences, so making identification more difficult. On the other hand, a few eastern

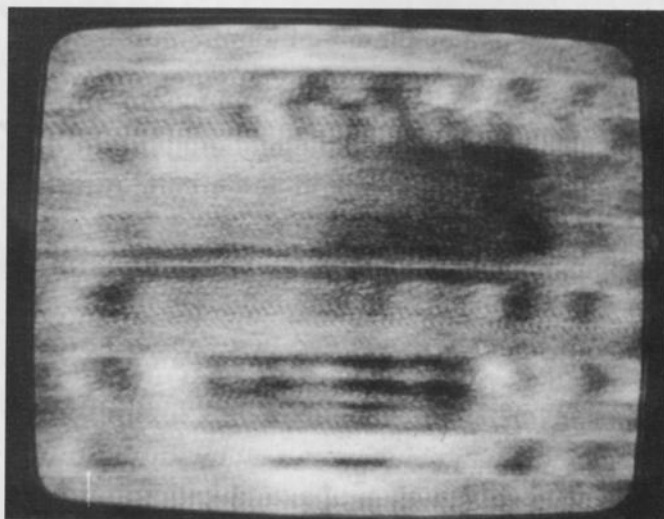
European stations are still caught in a time warp with Sixties-style presentation being the norm. Recent political changes in the east are affecting the colour systems traditionally used. This year many Czech and Slovak transmitters are being converted to PAL operation and Hungary is expected to follow.

Encryption is being introduced by terrestrial network and already there are many independent services overseas operating Pay TV channels. The French were the first to launch a terrestrial service nationally. High-definition terrestrial broadcasts may not be far away. It is worth remembering that history may be repeating itself – until the launch of Pay-TV in France, an 819-line system with a video bandwidth of almost twice that of a conventional system was in the use right up until early Eighties.

Where To Find Help

There are technical publications covering every aspect of long-distance TV and some of these may be found in local libraries. The World Radio TV Handbook is an excellent guide listing overseas TV transmitters and transmission systems used. A range of publications, converters and aerials suitable for DX-TV are available from specialist suppliers such as HS Publications, 7 Epping

Close, Derby DE3 4HR (Tel:- 0332 38 16 99.) A SAE should be sent with any enquiries. ■



F2 reception from an unidentified location in Iraq.

Space Art

Astronomy Now's Art Editor Paul Doherty is one of Britain's foremost space and astronomical illustrators. His pictures have featured in numerous books and regularly appear on *The Sky at Night*. Dr. Patrick Moore CBE said of Paul Doherty, "Paul's paintings are without doubt the most beautiful and technically accurate, which is why I select them to illustrate my books."



Astronomy Now Magazine is pleased to offer a special limited edition of four of Paul's most attractive paintings. Each picture is printed on heavy grade 200 gsm acid-free paper, to eliminate fading, and is available in a limited edition of only 300, individually signed and numbered by the artist. Select individual prints at £24.95 each, including P&P, or collect all four for only £89.95. The prints available are:

← **Inside the Rings of Saturn**, first published in

The Unfolding Universe (Rainbird in association with the Book Club Association) by Patrick Moore



← **Planetary System of Albireo**, first published in *Travellers in Space and Time* (St. Michael) by Patrick Moore



➔ **Planet close to a Globular Cluster**, first published in *Travellers in Space and Time* (St. Michael) by Patrick Moore

➔ **The Icy Surface of Pluto**, first published in the *George Philip Atlas of the Universe* by Mitchell Beasley

To order, please tick the box in the caption of the print(s) you require and send a copy of this page to Space Art (PD), Intra Press, Intra House, 193 Uxbridge Road, London W12 9RA. Please enclose payment in the form of a cheque or PO made out to Intra Press. Don't forget to include your name and address.



Orders will be processed on a first-come, first-served basis. Please allow 28 days for delivery.

The Wizardry Of Electronic Imagery

Kenn Garroch explains what can be done with electronic image manipulation – does the camera ever lie?

The idea that photographs never lie has possibly never been true. With the advent of cheap, high quality image scanners, image processing software and 'electronic publishing' or DTP, the ability play around with pictures has never been easier.

Possibly the only point at which the photograph is a true representation of the scene is while the film is still in the camera. The developing and printing process allows modifications to be made to the colour, brightness and size of the image.

In the days before high power desktop computers, prints could be touched up here and there to remove blemishes. However, this was an artistic job and took a good deal of experience and talent – something that is no longer true with electronic systems. Any pic-

ture published in a modern book, magazine or newspaper will almost certainly have been electronically modified in some way and many poster advertising campaigns now rely completely on computer technology and software for their very existence.


Into The Machine

The first step in getting a photograph into a computer is to scan it. This can be done either from a transparency, a negative or, most cheaply, from a print. All of the photographs in PE are scanned on a desktop scanner costing around £2000. In general, the computer manipulation required to get them to the pages is minimal, simply a matter of re-sizing and lightening in most cases.

Image manipulation in Adobe Photoshop.

The most important aspect of a scan is its resolution. Looking closely at the printed pages, the dots which fool the eye into thinking that there are continuous shades of grey in a black and white image are evenly spaced at 120 per inch – a square inch has a total of 14,400 dots in it. Different sizes of dot give the impression of different levels of grey – since the page is white, a full dot gives black and no dot at all gives white. Colour images use a mix of four dots with the colours Cyan, Magenta, Yellow and Black (CMYK) at 133 per inch and, when viewed from a normal distance, fool the eye into seeing perfect colour images.

To get the best result from a black and white or greyscale image, it should, ideally, be scanned at about twice the resolution at which



VARIABLE VOLTAGE TRANSFORMERS

INPUT 220/240V AC 50/60 OUTPUT 0-280V

	Price	P&P
0.5KVA 2.5 amp max	£29.00	£4.65
	(£39.54 inc VAT)	
1KVA 5 amp max	£37.40	£6.25
	(£51.29 inc VAT)	
2KVA 10 amp max	£54.00	£7.80
	(£72.82 inc VAT)	
3KVA 15 amp max	£71.50	£7.80
	(£93.18 inc VAT)	
5KVA 25 amp max	£126.50	
	(Carriage on request)	

Buy direct from the Importers. Kinest prices in the country

COMPREHENSIVE RANGE OF TRANSFORMERS-LT-ISOLATION & AUTO

(110-240V Auto transfer either cased with American socket and mains lead or open frame type. Available for immediate delivery.

ULTRA VIOLET BLACK LIGHT FLUORESCENT TUBES

4ft 40 watt £12.80 (callers only)	(£14.10 inc VAT)
2ft 20 watt £7.44	(£10.21 inc VAT)
13in 10 watt £5.80 + 75p p&p	(£7.70 inc VAT)
12 in 8 watt £4.80 + 75p p&p	(£6.25 inc VAT)
9in 6 watt £3.80 + 50p p&p	(£5.24 inc VAT)
6in 4 watt £3.80 + 50p p&p	(£5.24 inc VAT)

230V AC BALLAST KIT

For either 6in, 9in or 12in tubes £5.80 + 1.15p p&p (£7.81 inc VAT)

For 13in tubes £6.00 + 75p p&p (€8.64 inc VAT)

400 WATT UV LAMP

Only £38.00 + £4.00 P&P (€48.38 inc VAT)

175 WATT SELF-BLASTED BLACK LIGHT MERCURY BULBS

Available with DC or ES lighting
Price inc VAT & P&P £29.85

12 VOLT BILGE PUMPS

Buy direct from the importers
500 GPH 1 1/2" head 3 amp £18.36
1750 GPH 1 1/2" head 9 amp £28.85
PRICES INCLUDE P&P + VAT

EPROM ERASURE KIT

Build your own EPROM ERASURE for a fraction of the price of a made-up unit kit of parts less case, includes 12in B watt 2637 Angstrom Tube Ballast unit, pair of bi-pin leads, neon indicator, on/off switch, safety microswitch and circuit £14.00 + £2.00 p&p (€18.80 inc VAT)

SUPER HY-LIGHT STROBE KIT

Designed for Discos, Theatrical use etc.
Approx 16 tubes, Adjustable speed £48.00 + £2.00 p&p (€58.75 inc VAT)
(€8.20 inc VAT)

Case and reflector £22.00 + £2.00 p&p
SAE for further details including Hy-light and Industrial Strobe Kits.

"BOFFINS SPECIAL" - UNIQUE OFFER

Surplus Precision Medical Unit, internally in excellent condition. Designed primarily to eject a precise controllable amount of fluid from a medical syringe (later not supplied). Contains the following removable components. Dual Motor Processor Boards and EPROMS. Escap Precision 12V DC Motor with 300:1 Gear Box and optical encoder coupled to a precision threaded drive mechanism. Mains supply with 6 x 1.5V Ni-Cad AA cells back-up. L.C.D. Digital read-out 17mm high with legends. Adjustable warning.

These are sold for the dismantling of the exceptional quality components. Regret no Circuits available.

Ridiculously low price: £16.00 + £4.00 p&p (€23.50 incl VAT).

WIDE RANGE OF XENON FLASH TUBES

Write/Phone your enquiries

12V DC GEARED MOTOR

12V DC Reversible precision-built Motor. Output speeds no load approx. 12V-26 rpm; 9v-20 rpm; 6-12 rpm. Will work at lower voltages & still retain a reasonable torque. Ideal for robotics etc. Size: L. 40mm, W. 29mm, H. 39mm. Shaft: 3mm dia. x 10mm long. Price: £8.00 + 50p p&p (€10.00 incl VAT).

SOLID STATE RELAY

7 amp @ 240V AC when mounted on suitable Heat sink. Can be driven from TTL or Computer output between 3-10V DC. Size: 24mm x 17mm x 18mm high. Fixing centres 30mm (T0-3). Price: £3.00 + 40p p&p (€4.00 incl VAT).

TOROID CENTRIFUGAL BLOWER

230V AC, 2.800 RPM, 0.3 amp, 130mm diameter, Impeller outlet 63 x 37mm, overall size 195 x 160 x 150mm long. Price £17.50 + £2.50 p&p (€23.50 inc VAT).

GEARED MOTORS

71 RPM 20lb inch torque reversible 115V AC in-put including capacitor and transformer for 240V AC operation. Price inc VAT & P&P £27.73

SOLID STATE UNIT

Input 230/240V AC. Output approx 15KV Producing 10mm spark. Built-in 10 sec timer. Easily modified for 20 sec, 30 sec to continuous. Designed for boiler ignition. Dozens of uses in the field of physics and electronics. eg supplying neon or argon tubes etc. Price less case £8.50 + £2.40 p&p (€12.81 inc VAT) NMS

HEAVY DUTY MOTOR

Crouzet 115V/230V AC heavy duty 1RPM motor. Anticlockwise type B2/D15 Size 68mm, diameter x 56mm long. Shaft 6mm diameter x 20mm long. Price inc VAT & p&p £18.88.

RHEOSTAT

50W 2 ohm 5 amp ceramic power rheostat price inc VAT & p&p £10.61

MICROSWITCH

Pye 15 amp changeover lever microswitch, type S171 Brand new. price 6 for £7.06 inc VAT & p&p

**NMS = NEW MANUF SUPPLIES
R&T = RECONDITIONED AND TESTED**

WE HAVE THE WIDEST CHOICE OF USED OSCILLOSCOPES IN THE COUNTRY

TEXTROMIX 2458B Four Channel 150MHz	£2000
TEXTROMIX 2236 Dual Trace 100MHz Delay Sweep Counter/Timer/Oscilloscope	£900
TEXTROMIX 2336 Dual Trace 100MHz Delay Sweep	£880
TEXTROMIX 485 Dual Trace 350MHz Delay Sweep	£600
TEXTROMIX 475 Dual Trace 200MHz Delay Sweep	£550
SCHLIMBERGER EMERTEC 5218 Three Trace 200MHz Delay Sweep	£500
TEXTROMIX 465 Dual Trace 100 MHz Delay Sweep	£450
PHILIPS PM3217 Dual Trace 50MHz Delay Sweep	£400
TEXTROMIX 453 Dual Trace 50MHz Delay Sweep	£200
TELEQUIPMENT D75 Dual Trace 50MHz Delay Sweep (with V4 & 52A)	£40
TELEQUIPMENT V3 Differential Amplifier for above	£40
HAMEG 625 Dual Trace 50 MHz Delay Sweep	£400
GOLA.D OS300 Dual Trace 20MHz	£200
MITACHIM V212 Dual Trace 20MHz	£250
TNO CS1222 Dual Trace 20Hz	£225
H.P. 1908B Measuring System 100MHz	£750

THIS IS JUST A SAMPLE - MANY OTHERS AVAILABLE

ELECTRON MICROSCOPES

A.E.I. Cornish 500 - Transmission	£1000
ISI Saxon A - Scanning	£2000
RACAL DANA Wideband Level Meter 5002	£1000
H.P. 8630C with 8629C Swept Generator 2-18.6GHz	£2000
TEXTROMIX 577 Curve Trace with 177 fixture	£2250
WAYNE KERR LCR 4250 with Bonus Option	£1250
RACAL/DANA (ARL) LCR Databridge 9341	£350
WAYNE KERR LCR Meter 4210	£200
WAYNE KERR Automatic Component Bridge B605	£450
WAYNE KERR Universal RF Bridge B602	£150
FARWELL Synthesised Oscillator DSG1-0.0001Hz-99.99MHz	£275
MARCOMI TF2008 AM/FM 10MHz-510MHz Sig Gen	£300
MARCOMI TF2015 AM/FM 10-250MHz Sig Gen with TF2171	£400
MARCOMI TF2015 without Synthesiser TF2171	£250
MARCOMI TF2016 AM/FM 10MHz-120MHz with TF2173	£350
MARCOMI TF2016 without Synthesiser TF2173	£175
MARCOMI TF2356-2357 Level Osc/Meter 20MHz	per pair 1950
MARCOMI SANDERS Sig Sources Various models Covering 40MHz-4.5GHz	from £300
RACAL 9009 Mod Meter 10MHz-1.5GHz	£350
TEXTROMIX Waveform Monitor type 528	£300
RACAL Instrumentation Recorders Store 4D and Store 7D	from £500
KEYTILEY 224 Programmable Current Source	£1000
FERRUGRAPH RT52 Recorder Test Set	£150

SPECTRUM ANALYSERS

TEXTROMIX 491 Spectrum Analyser 15-12.4GHz	£750
H.P. 141T 8555A B IF Plug-in 10MHz-10GHz	£3000
H.P. 140 Series with 8554 IF Plug-in 500KHz-1250MHz	£1500
H.P. 140 Series with 8553 B IF Plug-in 1KHz-110MHz	£800
H.P. 180 Series with 8558B 0.1-1500MHz	from £2000
PD4AC/100 type 6411 10MHz-10GHz	£3000

PHILIPS PM4235 Multi Function DMM 4.5-5.5 digit with GPIB/IEEE 488

only £300

THORLAB BY PL 320T GP Bench PSU 0-30V 2 AMP Trace with GPIB

only £350

HAND HELD MULTIMETERS - .35 digit DM105-14 Ranges DC 20mV

only £18

M255-52 ranges AC/DC 10 Amps Diode/Transistor Tester: Five Commute etc

£32.50

MARCOMI 2440 20kHz microwave Counter

£1500

MARCOMI TF2016 True RMS Voltmeter

£1800

FARWELL 550 1000 Sig Gen 10MHz-1GHz Synthesised

£750

RACAL 1998 1.2GHz Freq Counter with IEEE

£700

SOLARTRON/SCH 7151 Computing Multimeter

£750

PHILIPS PM5131 Function Gen 0.1Hz-2MHz from

£200

FARWELL PSU L30-5.30V 5Amp

£150

MARCOMI DIGITAL FREQUENCY METERS

Type 2430A 10MHz-80MHz	£125
Type 2431A 10MHz-200MHz	£150

MARCOMI UNIVERSAL COUNTER TIMERS

Type 2437 DC-100MHz	£175
Type 2438 DC-500MHz	£225

THORLAB PSU 0-10V, 0-500mA Metered

£300

FARWELL PSU L300-120V 30V 100mAmp

£750

FARWELL PSU H6025 80V 25A

£400

TELEQUIPMENT C771 Curve Tracer

£250

MARCOMI TF2700 Universal LCR Bridge Battery

from £125

MARCOMI TF2377A Auto Distortion Meter 400Hz/1kHz/0.1%

£175

RACAL 9915 Freq Counter 10-520MHz Crystal Oven

£150

MANNESMAN TALLY Play 30X Plotter RS232

£900

NO MULTIMETERS

MODEL A or B (whichever available) £40 each

Test Set No.1: BX, BSX	from £55
B Ma 5 with Carrying Case	£90
B Ma 6 with Carrying Case	£120

All Meters Supplied with Batteries & Leads

NEW EQUIPMENT

HAMEG OSCILLOSCOPE HM1005 Tripple Trace 100MHz Delay Timebase	£792
HAMEG OSCILLOSCOPE HM604 Dual Trace 60MHz Delay Sweep	£810
HAMEG OSCILLOSCOPE HM2037 Dual Trace 20MHz Component Tester	£338
HAMEG OSCILLOSCOPE HM205.3 Dual Trace 20MHz Digital Storage	£910

All other models available - all oscilloscopes supplied with 2 probes

BLACK STAR EQUIPMENT (all all units £5)

APOLLO 10 - 100MHz Counter Timer Ratio/Period/Time Interval etc	£222
APOLLO 10 - 100MHz (as above with more functions)	£295
METEOR 100 FREQUENCY COUNTER 100MHz	£109
METEOR 600 FREQUENCY COUNTER 600MHz	£135
METEOR 1000 FREQUENCY COUNTER 10GHz	£178
JUPITOR 500 FUNCTION GENERATOR 0.1Hz-500KHz 5mA/50V/1%	£229

All other Black Star Equipment available

OSCILLOSCOPE PROBES Switchable x4 x10 (p&p £3)

£11

MAKE YOUR INTERESTS PAY!

Over the past 100 years more than 10 million students throughout the world have found it worth their while! An ICS home-study course can help you get a better job, make more money and have more fun out of life! ICS has over 100 years experience in home-study courses and is the largest correspondence school in the world. You learn at your own pace, when and where you want under the guidance of expert 'personal' tutors. Find out how we can help you. Post or phone today for FREE INFORMATION on the course of your choice. (Tick one box only!)

Electronics	<input type="checkbox"/>	TV Video & Hi-Fi Servicing	<input type="checkbox"/>
Basic Electronic Engineering (City & Guilds)	<input type="checkbox"/>	Refrigeration & Air Conditioning	<input type="checkbox"/>
Electrical Engineering	<input type="checkbox"/>	Car Mechanics	<input type="checkbox"/>
Electrical Contracting/Installation	<input type="checkbox"/>	Computer Programming	<input type="checkbox"/>

GCSE/GCE/SCE over 40 examination subjects to choose from

Name _____ Address _____

ICS

International Correspondence Schools, Dept. EDS92
312/314 High Street, Sutton, Surrey SM1 1PR. or 041-221 7373 (24 hours).

PHOTO AIDS

ASTROPIIP - A metronome with precise 1 sec pips and 1 min peeps for use in astro-photography and occultations. Synchronize it with GMT £29.00

AMP

SCOPE AMPLIFIER - A *100 differential input amp with switchable filters for seeing very low signals on oscilloscopes £295 + VAT

DRIVE

The best STEPPER MOTOR DRIVE SYSTEMS under £300 for dual axis. British design now fitted to the most awkward mounts. 3 motor types, 12V, dew proof and SBIG options

PTFE

SAE for details.
VAT inclusive prices. Credit cards accepted.

AWR Technology

Old Bakehouse, Dept PE, Albert Road, Deal, Kent CT14 9RD
Tel: 0304 365918 Fax: 0304 369737

STEWART OF READING

110 WYKHAM ROAD, READING, BERKS RG6 1PL
Tel: 0734 268041. Fax: 0734 351696. Callers welcome 9am-5.30pm Mon-Fri (until 8pm Thurs)

ADVERTISING INDEX

AWR Technology36
BK ElectronicsIBC
Bull Electrical12
Cricklewood27
Greenbank27
Happy Memories9
International Correspondence School36
Jaytee27
National College of Technology27
Number One Systems7
Seetrex9
Service Trading Co36
Silica SystemsOBC
Stewart of Reading36
Suma DesignsIFC
Tsien17



The original on the left and an edited version on the right.

Image Formats

There are a number of ways in which a picture can be stored in a computer. During the scanning process, it is split into small squares known as picture elements or pixels. In black and white pictures, each of these is assigned a number which represents its brightness. Normally this would be from 0 to 255 and is known as a greyscale. Colour pictures can be scanned through three filters, red, green and blue (RGB), with each forming its own greyscale. An RGB image therefore takes up three times as much space as a black and white. Another alternative is HSB; hue (colour), saturation (purity of colour) and brightness (the additive primary colour with the highest value) or HSL which is the same but the lightness is the average of the lowest value primary colour with the highest. CMYK splits the RGB into four layers, Cyan, Magenta, Yellow and Black and is commonly used in printing (take a very close look at the cover of the magazine for an example).

it will be printed. In practice, nowhere near this resolution is needed and 150 dots per inch (dpi), giving 22,500 dots in a square inch, is usually good enough, even for colour.

The resulting image file is about 21kbytes per square inch for 150dpi greyscale and 65kbytes per square inch for 150dpi colour. Changing the resolutions to the ideals of 240 and 266, these grow to 56kbytes and 207kbytes respectively. Colour images can take up a lot of disk space and care needs to be taken to keep them as small as possible.

Also of importance in a scan is the number of levels of brightness measured. In most instances this is

256 and can be conveniently represented in a computer as an 8-bit value. If less levels were used the image would appear to step from one level to the next without a smooth transition. A colour image works in exactly the same way but is scanned three times through red, green and blue filters. Again, each primary colour is assigned one of 256 brightness levels so the final image is said to be 24-bit colour (three layers of eight bits.) This allows 2^{24} or 16,777,216 colours to be represented, more than enough to fool the eye.

Once in the computer, the scanned image can be displayed on a monitor screen. The quality of the

image depends on the capacity of the monitor. 24-bit colour monitors are rather expensive (in the region of £2000) and 8-bit colour as used in SVGA systems can be used to give some idea of the result. Greyscale images can be viewed on greyscale monitors with almost perfect results, the only drawback with all of these methods is that monitor resolution is usually only about 72dpi. Fortunately, all of the image information is retained so that it can be output onto a device with a higher resolution.

Graphics File Formats

Until very recently, computer graphics files came in a wide variety of formats. The incompatibility between them was, and still is, a source of great trouble and a selection of conversion programs is needed to transfer one from the other.

With the increased use of computer imaging and the entry of large software houses onto the scene, some standardisation is starting to enter the market place. The type of file usually depends upon what machine and package it was produced with.

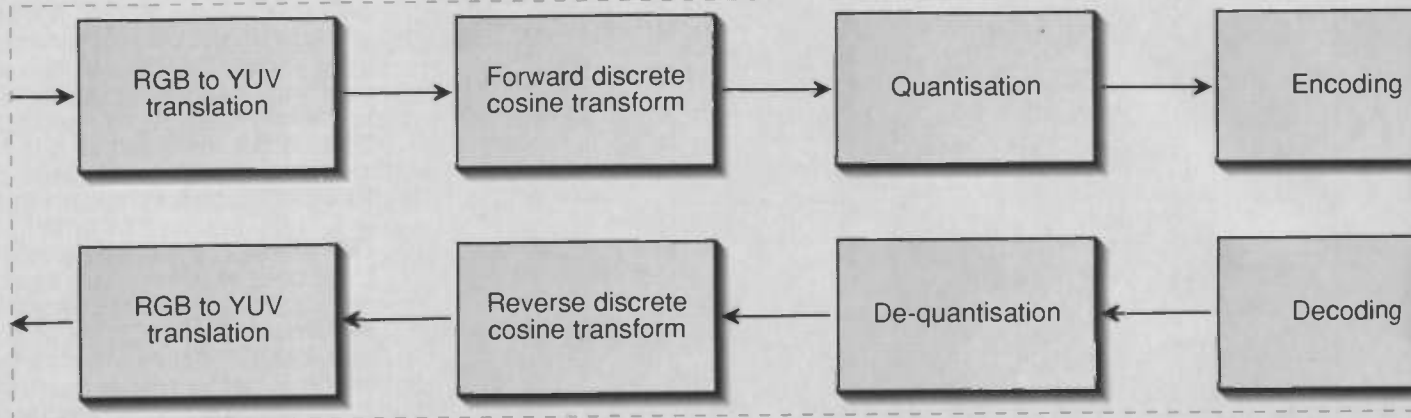
In electronic publishing, or DTP, common file types are TIFF (Tag Image File Format) and EPS (Encapsulated Postscript). Tiffs can be used to store bit images such as scans or screen dumps but are usually only reliable in black and white or greyscale (another term for black and white) – until very recently there was no colour standard available for TIFFs.

EPSs on the other hand, actually contain written descriptions of images. If the drawing came from a

graphics package such as Aldus Freehand or Adobe Illustrator, then the EPS describes each box, line, curve and fill. Postscript is actually a computer language especially designed for describing pictures and has the great advantage of being largely device independent – it presents an image at the maximum possible resolution capable from the screen or printer. It also has the advantage of being able to cope with full colour images in a range of formats; RGB, CMYK, HSB and so on.

Other graphics file standards are available. A common one is the PCX which is usually used for screen dumps on IBM PCs. Others include GIF (apparently pronounced jiff in the USA) with its built in compression, PICT, TGA, RIF, ILBM and IFF – the last two being common Amiga formats. Unfortunately, although files might appear to have the same format, standardisation is not yet at the stage where they will be read by all programs and there is still some way to go.

Image Compression In Practice



The Joint Photographic Experts Group (JPEG), a combined committee of the CCITT (International Telegraph and Telephone Consultative Committee) and ISO (International Standards Organisation), was set up to research and define a standard algorithm for compressing images.

The aim of the JPEG compression standard is to reduce continuous tone images – generally this means pictures produced by chemical photographic means rather than digital cameras though it will work for both – of either colour or black and white (greyscale) formats by a ratio of at least 24:1. The actual algorithm has three parts, baseline, extended and special. The first reduces the image size by removing unnecessary data – a lossy technique – and is used in all JPEG transformations. The extended and special systems add features such as better coding, lossless transmission and progressive buildup.

$$\begin{bmatrix} Y \\ U \\ V \end{bmatrix} = \begin{bmatrix} 0.299 & 0.587 & 0.114 \\ -0.169 & -0.3316 & 0.500 \\ 0.500 & -0.4186 & -0.0813 \end{bmatrix} \begin{bmatrix} R \\ G \\ B \end{bmatrix}$$

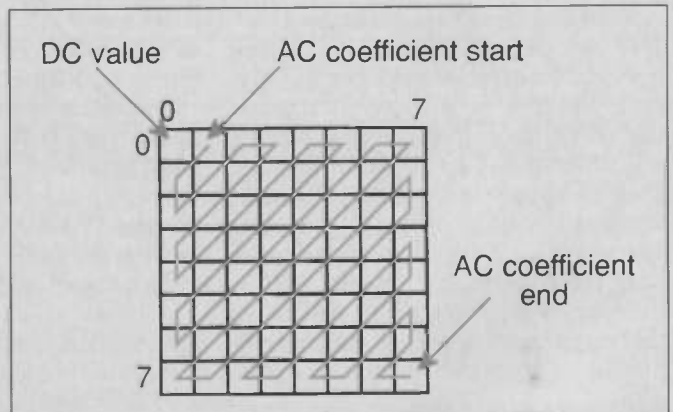
Squashing In Action

There are three main stages to the JPEG algorithm, the removal of redundant data by means of the discrete cosine transform (DCT), the quantisation of the DCT coefficients using weighting functions optimised for the human visual system and, finally, coding of the data to minimise the entropy – usually reducing the number of bits in the data with a variable length code.

JPEG is designed to be independent of the colour space and handles colour separately. Normally this means splitting the image into its component red, green and blue (RGB) parts or channels and encoding them separately. The advantage of this is that images created with different colour systems such as CMYK (Cyan, Magenta, Yellow and Black – the process colours used in the printing industry) or HSB (Hue Saturation and Brightness – used in some TV systems) can be

compressed using the same technique. Since each channel to be coded is simply a set of brightness values or a greyscale, black and white images can simply be treated as a single channel.

The best compression results are achieved if the colour components are independent (non-related) as in the YUV system where



most of the information is concentrated in the luminance. YUV is used in the PAL and NTSC television systems with the Y value representing the brightness or luminance of a picture element (pixel) and U and V, the chrominance or colour, being derived from the blue



and red signals respectively. The matrix operation shown below defines the conversion from RGB to YUV as used in JPEG compression. An additional advantage of this system is that U and V do not need to be displayed as frequently as the brightness because the human eye is much more sensitive to brightness than it is to colour. By removing every other U and V element, an immediate data reduction of 3 to 2 can be achieved.

Transformations

To start the JPEG compression, the image is divided up into blocks of 8x8 pixels which form the input to the discrete cosine transform (DCT). In an 8x8 block the variation in pixel values should not vary too much and can be said to have low spatial frequency. The DCT can be thought of as a Fourier transform that retains only the real or cosine part. This type of transform converts time space data to a frequency space – exactly as is done in a spectrum analyser. The result of this is another 8x8 block with the mean value in the top left hand corner and the higher frequency components progressively distant towards the bottom right – higher row and column numbers represent the corresponding horizontal and vertical frequency coefficients.

The next step is to quantise the frequency coefficients to reduce their magnitude and increase the number whose value is zero. Coding then re-arranges the coefficients into a zig-zag pattern and, because there are a large number of zeroes, a run length encoding technique reduces the data even further. The mean values at the top left hand of each image are coded separately and all the data is then encoded again using the Huffman technique. This reduces the number of bits in the data by assigning short codes to frequently occurring symbols and longer ones to those which are not so common.

When colour images have been encoded, they are stored in an interleaved pattern so that they can be decoded 'on the fly' allowing the image to be built up in a single pass. As an example, a 3.2Mbyte image can be compressed to 155kbytes with no perceptible loss of quality.

Making Some Mods

When stored as a computer file, the image data becomes wide open to manipulation. Probably the most popular package for image manipulation is Adobe Photoshop on the Apple Macintosh. This allows a variety of operations to be made on an image from simple things such as lightening and contrast enhancement, to complex processing such as swirling and even pointilising. Sections of picture can be copied, stretched, rotated, coloured, blurred, sharpened and removed. The whole picture can be resized, have its resolution changed and be mixed with other pictures – the possibilities are almost endless. The only problem is the time it takes to perform an operation and the amount of disk space required to store working files. An A4 colour image scanned at 150dpi needs at least 12Mbytes total space to work on and, depending upon the power of the microprocessor, can take five or ten minutes over some manipulations.

Saving Space

One way to save on the storage space needed for colour images is to compress them. An international standard now exists for this known as JPEG (it was defined by the Joint Photographics Experts Group) and


aims to reduce a picture size by about 24 times – with no perceptible loss of quality (see box). The image processing company C-Cube has recently announced a chip, the CL550 processor, which is able to perform the compression and decompression has a throughput of up to 2Mbyte per second. This will allow images to be stored on conventional computer hard disks in compressed form and retrieved and expanded for use with almost no additional delay. In the end, however, the only real solution to the storage problem is to use high capacity systems such as optical disks.

Believing What You See

With all of the developments that have taken place over the last few years in computerised image processing, the appearance of such science fiction type gadgets as video phones, electronic cameras, and hard copy print-outs of TV pictures has become reality. The problem that has yet to be faced is to what extent should images be manipulated. A photograph can no longer be said to show the truth. Will standards have to be set? Is there any way to enforce them? Perhaps the only real solution is for people to know what is possible so that they don't have to believe what they see with their own eyes, all of the time. ■

Full Motion Video Compression

Not content with image compression for stills, C-Cube has also produced a chip (the CL-450, shown right) which can decode moving images of 320x240 pixels at 30Hz or 352x288 pixels at 25Hz. This allows it to be used with systems such as CD-I to achieve full motion video and play back the 70 minutes or so of video that can be compressed to fit



High Culture In The Great Outdoors

Fiona Gammie and Carolyn Vaughn pack up their opera glasses and picnic hampers to investigate the technical nightmare of staging an outdoor theatre production.

Outdoor entertainment in the UK may sound a technological nightmare to those familiar with our somewhat changeable weather. Talk to the director or artistes and they will cite distractions as the major problem. Talk to the technical crew and their catalogue of potential disasters will run from freak tornadoes and power cuts to birds nesting in the lighting rigs. One is the symptom of the other: if the stage is under the flight path to Heathrow you can hardly expect the audience to hear let alone follow the intricacies of Shakespearean dialogue.

The Royal Borough of Kensington and Chelsea's Holland Park Theatre eliminates some of the major elemental problems with a huge high tensile canopy over the stage and audience designed and built by Soft Shells Ltd. It was installed five years ago and it has been worth it. "Since we have had the canopy we have never had to cancel," said Bernadette Cochrane, the production manager.

Not so in the Open Air Theatre in Regent's Park, which 60 years on, still battles with the elements in its beautiful leafy amphitheatre. Both theatres have proper seating stands for the audience and, in terms of theatrical content and technical direction, are just like conventional theatres with no walls, and in the case of the Open Air Theatre no roof.

A month before the opening night of the season in Holland Park Theatre the huge PVC canopy is installed and over the next three and a half days it is washed, tensioned and re-tensioned. With a one and a quarter tonne weight loading, this is as important to a successful season as the actors' learning their lines.

Next, the stage is built and the electrics are installed. This is no simple task: in the Open Air Theatre a mere 10km and in Holland Park over 17 miles of multi-core cable are installed. In the latter, the wiring and design is contracted out to a company



called Stage Electrics. They start with a 200 amp and a 100 amp supply at two different junctions on the site and finish with a full set of "house" lights and enough lanterns to satisfy the lighting director.

The two power supplies complement each other with the main stage and house lights running off the 200 amp and the emergency and side lighting from the other. Despite their location, all health and safety regulations have to be adhered to and this includes getting the audience safely out of the theatre if necessary. The dual supply ensures these can be met bar a total power failure in West London.

The stage is lit from an arrangement of lanterns and power cans in a hexagonal arrangement supported by a hefty truss. There is some additional back lighting but as the stage backs onto Holland House, a grade one listed building, it is limited because nothing can be attached to it. All of this stage lighting is run from the 200amp supply.

In the Open Air Theatre the set-up does not have the same restrictions

and stage lighting is provided in the main by free standing pylons around the arena. There are also more conventional footlights and spots around the actual stage and suspended from the trees and set.

In a conventional theatre the wiring will be contained in the building structure. In the Holland Park Theatre the canopy ceiling holds its weight capacity without additional wiring, there are no walls and so the only option is to go underground. This may be an atheistic solution but when it comes to locating and fixing loose wiring, and remember there is 17 miles of it, it is not ideal. It is with obvious relief that Anya Tapping, the chief electrician explains how, this year, Stage Electrics made locating faults a lot easier. "There are no breaks underground and so all connections are under pit covers," she explains.

Electrics and water do not mix but, as Luciano Pavarotti will tell you, stage any big production outside on a British summer evening and like it or not, your electrics could get wet. The theatre or opera-goers at Holland

Park are basically protected by the canopy – save the run from taxi to theatre entrance. A bit more care has to be taken with the light fittings, dangling so beautifully off the trees, and the junction boxes. These all have to be waterproof.

"We have had two horrendous downpours," said Anya, "and only lost one exit lamp."

The Open Air Theatre in Regernt's Park is more susceptible to the weather and productions have to be cancelled in very bad weather. Nevertheless, they have a stoic "It'll be alright on the night" policy with no shows being cancelled before the advertised start time

Damp appears to be more of a problem. The stage lanterns are all enclosed explains Bernadette Cochrane but the power cans, a larger type of light, can blow if it there is a lot of water vapour in the air.

The twelve week season involves fourteen different productions including opera, dance and theatre at Holland Park. Along with each show comes its own set and lighting designer. In a conventional theatre the lanterns are focused and coloured to produce the desired effect. The same is true in the Holland Park Theatre but the designer has to work hard with the lighting rig to produce the same effects without changing the delicate weight loading.

The main problem appears to be too much light. Even as the evenings draw in towards the end of the season, there is too much light to try any spectacular effects before the interval. Producers and designers are made aware of this when putting forward production proposals for the coming season. Shakespeare is a favourite after all he never wrote with a centrally heated homogeneously lighted auditorium in mind.

Adjustments are made from a mini mobile crane known affection-



ately by the stage crew as the "cherry picker". Indeed it looks as if it has been borrowed from the park keepers and is driven into the pit during the fit-up.

During the production all the lights are run off a standard Gemini lighting board on the control desk at the back of the stand. Lighting cues are programmed into the computer during pre-show focusing and run through the 90 channels as the production evolves. House lighting and security lights around the theatre are controlled from a separate manual board on the control desk.

High winds can be a problem and watching the rig gently swaying in the breeze can be a little worrying for Bernadette Cochrane, production manager at Holland Park Theatre. She watches the weather forecast for gale warnings but says each worried phone call to their fitters has been met with cheerful reassurance. "Nothing short of the hurricane a few winters ago would bring it down," she says.

Of more concern is the sway produced on the actual light beam.

Apparently there is only one solution to this which involves a little co-operation from the performers, who become adept at swaying in time to the rig and not necessarily the music.


Wind also carries away voices and so effective relaying of sound to the whole audience cannot be left to the strength of the performers' vocal chords. In Holland Park Theatre a sound reinforcement system is used rather than the more standard amplification rig. In practical terms this means different types of microphones and electrics are used to keep within the 80 decibel limit, agreed out of courtesy to local residents.

Of course nothing can be done about the occasional helicopter or nesting pigeon but that tends to be left to the discretion of those on stage. Some would argue that these outdoor sounds are infinitely more preferable than the rustling of chocolate wrappers or snores of the elderly gentleman three rows in front. (It is virtually impossible to fall asleep in an outdoor theatre as it is just too cold!)

Audiences complained of a definite drop off in levels around the middle of the seating stand. This has been solved by a delay line across the back of the stand. It has also been encircled with an induction loop to improve the quality for members of the audience wearing a hearing aid.

This summer a Videolink was installed front of house and at the box office so that latecomers can keep up with the performance until they can find their seats at a suitable juncture in proceedings. Several conventional theatres could be well advised to follow suit.

In short Bernadette Cochrane sums up, "There is very little that we have got here that you don't have in a conventional theatre. Things may be done in a different way but the principal is the same." ■





Astronomy Now is Britain's leading amateur astronomy magazine.

It's topical and informative, keeping you up to date with the latest news in the astronomy world. It's extremely practical, telling you how to improve your observing and get maximum enjoyment from your hobby. Our contributors include the foremost names in the professional and amateur spheres.

- ★ Patrick Moore's Night Sky column ★
- ★ Features by and about the professionals ★
- ★ Practical advice from top amateurs ★
- ★ Extensive sky maps and finder charts ★
- ★ Entry level articles for complete novices ★
- ★ Advanced techniques for veterans ★
- ★ Astronomy and space science news ★
- ★ The most stunning astrophotography ★

Available from all good newsagents for £1.75 per month or by subscription from:

Astronomy Now, Subscription Department, Intra Press, FREEPOST, London W12 9BR

Annual rates £18 (UK), £21 (EC countries)

Payment by Visa, Access, cheque or postal order.

New Technology Update

Ian Poole reports on techniques for cooling integrated circuits, higher density gate arrays and microscopic electric motors..

Gate arrays are standard building block integrated circuits which are built up to give the correct functions by different interconnections between the on-chip gates. However, it soon arises that it is impossible to connect all the gates because today's chips generally use two layers of metallisation for the interconnections.

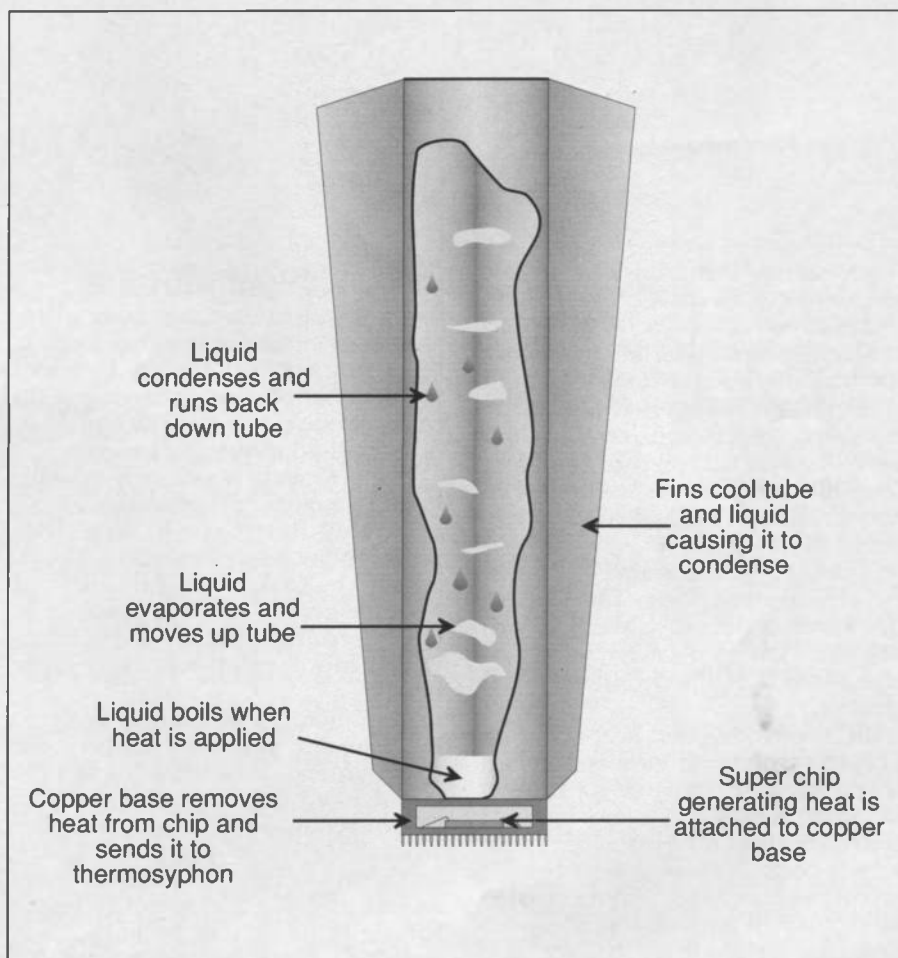
To add a third layer would enable many more gates to be connected but would incur a significant cost penalty. Unfortunately using only two layers seriously limits the gate usage to between 40% and 50%.

One solution to this problem has been developed at S-MOS Systems in San José, California. Its new cell layout uses an interleaved gate structure instead of the straight line gates which have been used previously.

The 'E' shaped gates interleave with one another giving the advantage of more contact points for the two connection layers. With the new system, routing is vastly simplified and more of the gates in the structure can be used. It is hoped that gate utilisation of 80% to 90% can be achieved in many cases.

The new structure has already been used in evaluation samples to assess the gate usage. As expected efficiencies in excess of 80% have been achieved. This also has a cost benefit in that smaller chip sizes can be used.

S-MOS is incorporating the new technique into a new family of gate arrays which should be available for use in electronic systems in the near future. The circuits will use a 0.8 μm C-MOS process and initial gate arrays will contain up to 120k gates.



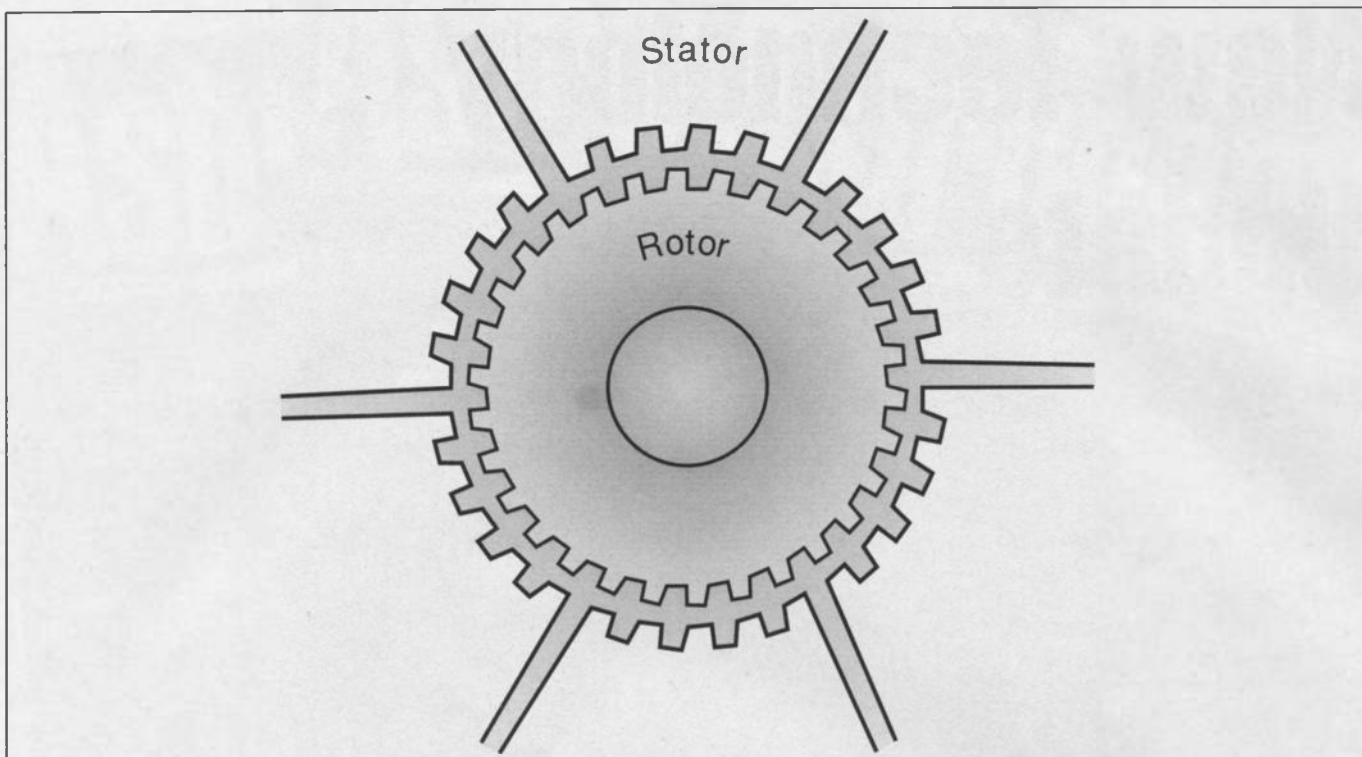
Running Cool

With the steady advances in IC technology, chips are becoming faster, more complicated and much larger. One result of this is that the heat generated by the chips is becoming an increasing problem for designers. In fact correct IC packaging is becoming critical and new ways are being sought to remove heat from ICs before any new designs run into trouble. This will then open the way for super sized ICs which are expected to arrive in

the very near future.

As part of a development programme to meet the future demands, engineers at Digital Equipment Corporation in California are investigating new cooling methods. One technique being used to evaluate their effectiveness is infra-red imaging.

To simulate the super IC of the future a silicon film resistor is used as a heater. This is placed on a plastic pin grid array and used to test various cooling methods in an effort to assess their effectiveness.



The advantage is that this can be done before any new ICs are even designed.

Current cooling techniques under investigation involve forms of liquid cooling. The heat generated in the simulated chip is transferred onto a metallic layer attached to the base. Copper has been chosen for this in view of its high thermal conductivity and relatively low cost.

The copper base is attached to the end of a thermosyphon. This consists of a finned copper tube about 20 cms long and 4 cms in diameter. Inside the tube there is a liquid under partial vacuum.

In a thermosyphon heat from the IC enters the copper base and moves to one end of the tube. Here it heats the liquid which boils removing heat from that area. Air passing over the outside cools the pipe and causes the vapour to condense. Having cooled the liquid falls back down the pipe to repeat the cycle.

Whilst the basic principle operates very well it has to be optimised to a very high degree. As a result, accurate remote sensing is needed to assess every part of the chip. This is needed because it has been found that even very small changes in temperature can affect the operation of some ICs.

Infrared thermal imaging has provided the solution for these heat measurements. It has provided the data enabling engineers to be able to analyse exactly what is happening in the IC. It has helped solve a number of problems and enabled tomorrow's technology come a little nearer.

Microscopic Motors

There is a growing need for ultra-miniature motors of less than 1mm in diameter. Applications can be found in a number of areas including medical electronics, robotics and a number of specialised measuring systems.

Until recently it was only possible to make motors of very small size in a relatively flat shape having little power. Now a new technique, developed at Karlsruhe Institute of Technology, has enabled motors several micrometers high to be made which can develop relatively large forces.

The motors use voltages of up to 100V on the stator to produce the required field. Both the rotor and the stator have teeth cut into them as shown above. This increases the electrostatic attraction which in turn increases the torque. Currently these motors are able to develop sufficient torque to be able to reliably reach speeds of 50 rps (revolutions per second).

The key to the manufacture of these motors is a deep etch synchrotron lithography process used in conjunction with electroforming and specialised plastic micro-moulding techniques. The whole process allows for the manufacture of structures with heights of several hundred μm which can be accomplished whilst still retaining lateral accuracies of about $1\mu\text{m}$.

A number of stages have to be used in the process. The first is to deposit a layer of silver on an insulating substrate (base layer). Later this silver is used to provide the contacts.

The next stage is to add a layer of titanium a few micrometers thick. It gives good adhesion and it is used as the foundation for further layers added later. However, before any further layers are added the titanium is etched using standard photolithography techniques.

Once this has been accomplished a resist layer is polymerized onto the substrate and exposed to synchrotron radiation through an X-ray mask. This has to be very precisely positioned to match the pattern of the titanium layer. The reason for this is that it adjusts the position of the movable parts of the structure which are formed on top of the titanium. The fixed parts are placed on the metallised areas of the substrate.

The irradiated resist is removed and then a metal is electro-deposited. After the removal of the resist the titanium is selectively etched using hydrofluoric acid. When the process is complete some parts of the structure remain attached to the substrate whilst others can move freely.

Development is still in progress and in their existing form the motors are not very easy to use. However, it is hoped that the next stages of the development will overcome most of these problems. When the motors are finally ready they will open up a whole new area of micro-miniature electromechanical engineering with a wide variety of applications. ■

MX9000 Multi Instrument

Peter Stewart hooks up an all in one PSU, waveform generator, frequency counter and DMM.

Anyone who is interested in constructional electronics as a hobby or is a professional electronics engineer will know that there are some test instruments needed for even the most basic circuits. Most people can get away with a simple multimeter able to measure voltage, current and resistance. Perhaps the next most useful instrument is a bench power supply. Other possibilities include a frequency generator, frequency counter and an oscilloscope.

The MX9000 combines four of the major bench instruments in one case with a single power supply and integrated display panel. Gone are the days of having a number of instruments spread around the workbench with wires trailing everywhere and multi-way power sockets to drive them.

In the MX9000 are a triple output power supply, a frequency counter, waveform generator and digital multimeter (DMM). The device also comes with a pair of test leads for the DMM, an input/output lead for the frequency counter or waveform generator and a manual. There are no leads for the power supply but the banana connectors are fairly standard and it should be possible to make them up with little trouble.

Only one mains power lead needs to be plugged into the MX9000. A single power switch on the front turns all of the instruments on and is conveniently placed so that it can be switched off quickly. Perhaps the only problem with the system is its size. Using a similar type of case to a small PCAT personal computer, it will take up a lot of room on a crowded workbench. On the other hand, so will four individual instruments.

On the bottom of the case, two fold out feet are available for tilting so that the readouts can be seen more clearly. All of the controls are easily accessible and the positioning of the connectors means that tangles of wiring should be kept to a minimum.

On the left of the MX9000 is the power supply with its readout at the top. On a button press, this can display either volts or amps but not both. Three outputs are provided, 5V 2A, 15V 1A and a variable 0-50V with current supply up to 500mA. Current



limiting is supplied and a cutout comes into effect if an overload occurs.

The variable voltage output is adjusted with a multi-turn knob and it is possible to obtain an accuracy of about 0.1V. The supply voltage seems quite stable over long periods of time and the meter readings were easy to see.

On the right hand side of the instrument, the DMM display was not quite so clear. At angles other than directly facing it, the LCD was rather confused. Recessing it or providing a back-light would have improved things somewhat.

The DMM itself is of fairly standard format with the usual voltage (AC/DC from 100 μ V to 1100V in five ranges), current (AC/DC 10 μ A to 10M in two ranges) and resistance (0.1 Ω to 100M Ω in five ranges) measurements possible. Memory and memory difference plus hold functions are provided as well as separate inputs for high, low current and voltage/resistance.

The frequency counter section also has problems with its readout. Unlike the other two displays, this is made up from red, seven segment LEDs which are rather small and dim. No provision for interval measurement is provided but the ability to count from 1Hz to 100MHz is adequate on the frequency side of things. Three gate or sample times are provided, 10s, 1s, 100ms and 10ms allowing different accuracies to be traded with speed of update - an LED indicates when the gating is in progress. Two ranges,

10MHz and 100MHz, are available to provide greater accuracy at lower frequencies. At the press of a button, the display can be used to show the frequency output of the function generator.

Probably the most sophisticated section of the MX9000 is the function or waveform generator. This provides sine, square and triangle outputs which, with the aid of offset and symmetry controls, can be changed to give skewed sine, variable pulse width and ramps. Output frequencies are from 0.02Hz to 2MHz controllable from one of seven range switches and a dial. It is also possible to vary the output frequency with a linear or logarithmic ramp waveform with full depth control - this can also be manipulated with an external voltage.

Outputs are either 50 Ω or 600 Ω with full amplitude control to attenuate by up to 20db, or TTL for which a separate output is provided.

Conclusion

Priced at £360+VAT, the MX9000 represents relatively good value for money when compared to buying the equivalent individual instruments. The only real problems seem to lie with the frequency and DMM displays. Apart from these, the MX9000 is well worth considering if you are setting up a workshop.

The MX9000 is available from Saje Electronics 117 Lovell Road, Cambridge, CB4 2QW, Tel 0223 425440, Fax 0223 424711 ■

Practical Electronics Classifieds

Reach thousands of serious electronics enthusiasts with your message. Take advantage of our free classified advertisements with the form on page 47. For commercial advertisements or semi-display (boxed advertisements), contact David Bonner on 081-743 8888. Send to *Practical Electronics Classifieds, Intra House, 193 Uxbridge Road, London W12 9RA*

Education

Start training now for the following courses.

- Telecomms Tech C&G 271
- Radio Amateur Licence C&G
- Microprocessor
- Introduction to Television

Send for our brochure - without obligation or telephone us on 06267 79398 (Ref: PE9/92)

Name.....

Radio & Telecommunications
Correspondence School,
12 Moor View Drive, Teignmouth,
Devon TQ14 9UN

BTEC ELECTRONICS TECHNICIAN FULL-TIME TRAINING

THOSE ELIGIBLE CAN APPLY FOR E.T. GRANT SUPPORT
AN EQUAL OPPORTUNITIES PROGRAMME

O.N.C. H.N.C. O.N.D.

Next Course Commences
21st September 1992

FULL PROSPECTUS FROM

**LONDON ELECTRONICS COLLEGE
(DEPT. EE) 20 PENYWERN ROAD
EARLS COURT, LONDON SW5 9SU
TEL 071-373 8721**

Surplus

TURN YOUR SURPLUS

ICS transistors etc into cash, immediate settlement. WE welcome the opportunity to quote for complete factory clearance.

Contact:

COLES-HARDING & CO.,

103 South Brink, Wisbech, Cambs.

ESTABLISHED 15 YEARS

Tel: 0945 584188 - Fax: 0945 588844

Recycle your old projects and generate useful cash from spare components

Components

CATALOGUE £1.00 + 25 P&P

LEDs 3mm or 5mm red/green	6p each.	Yellow 11p each.
High intensity red, green or yellow 5mm 30p each		
Cable ties 1p each	£5.95/1,000	£49.50 per 10,000
Stepping motor 4 phase 12V 7.5 step 50 ohms		£8.95
SAA1027 stepping motor driver chip		£3.95
FM Transmitter kit good quality sound		£8.60
High quality photo resist copper clad epoxy glass boards		
Dimensions	single sided	double sided
3x4 inches	£ 0.95	£1.07
4x8 inches	£ 2.40	£2.68
6x12 inches	£ 5.37	-
12x12 inches	£10.66	-

Special Offers

Computer Grade Capacitors with screw terminals 38000uf 20V	£2.50
87,000uf 10V £1.95, 68,000uf 15V £2.95, 10,000uf 16V	£1.50
7 segment Common anode led display 12mm	£0.45
LM2931A T5.0 Low drop out 5V regulator T0220 package	£0.85
BS250 P channel MOSFET £0.45, BC559 transistor	£3.95 per 100
74LS05 hex inverter £10.00 per 100, used 8748 Microcontroller	£3.50
TV Main switch 4A double pole with momentary contacts for remote control pack of 10 £3.95 box of 60 £19.95.	
DC-DC converter Reliability model V12P5 12v in 5v 200ma out 300v input to output Isolation with data \$4.95 each or pack of 10	£39.95
Hour counter (used) 7 digit mains 240V AC 50Hz	£1.45
Resistor pack 2500 resistors 1/8-2W 50 different values	£8.95
Qwerty keyboard 58 key good quality switches new	£5.00
Qwerty keyboard with serial output, no data	£5.00

Wide range of CMOS TTL 74HC 74F Linear transistors kits
Rechargeable batteries, capacitor tools etc always in stock.
Please add 95p towards P&P - VAT Included

**JPG Electronics 276 - 278 Chatsworth Road
Chesterfield S40 2BH**

Computer Parts

CAMBRIDGE COMPUTER SCIENCE LIMITED

LCD modules,.....16 char by 1: £4.00, 20 char by 2: £8.00, 40 char by 1: £9.00	
5.25" Disk Drives, 80 Tk, DSDD	£25.00 each
5.25" Disk Drives, 80 Tk, DSDD Used, No Wty	£9.00 each
(The £9.00 drives are sold on a strictly 'as is' basis)	
5.25" Disks, DSDD, 48tpi, boxes of 10 (free disk cleaner with 5 boxes)	£3.00/box
Digital multimeter, 14 ranges, inc leads & manual	£10.00 each
Apricot Disk drive PSU 5V @ 2.5A, 12V @ 2A	£10.00 each
Disk Drive Data lead BBC Micro to Disk Drive(s)	Single £2.00 Dual £4.00 each
Disk Drive Power lead BBC Micro to Disk Drive(s)	Single £2.00 Dual £4.00 each
8086 CPU chips	£2.00 each
Z80A CPU, CTC, PIO £1.20 each; DMA £2.00	£4.50 all 4
27128 EPROMs (Ex equipment)	£1.20 each or £5.00/5
256K DRAM (Ex equipment)	£0.40 each
1MB+10 DRAM (Ex equipment)	£1.40 each
256K Byte DRAM Modules, removed from equipment	£8.00 each
16, 18 & 20 pin dll low profile IC sockets 0.3" wide £0.40/10	£3.00/100
22 & 24 pin dll low profile IC sockets 0.4" wide £0.40/10	£3.00/100
24, 28, 32, 40 & 48 pin dll low profile IC sockets 0.6" wide £0.40/10	£3.00/100
Circuit tester, finds faults in TTL & CMOS logic circuits, inc leads	£9.00 each
Metal project boxes drilled & painted but unused 28 x 32.5 cm	£5.00 each
Used computer cards many useful components (large ones socketed)	
Flippy disk card (NEC FDC chip) £1.00 Writ controller (WD HDC chip)	£1.00 each
CPU card (8086, 280 & EPROMs)	£3.00 each
Keyboards, full QWERTY, number pad and LCD	£8.00 each
Desktop computer case with 200W mains PSU (used)	£30.00 each

Prices include postage. Add 60p (plus VAT) to orders below £5.00

All items new unless stated. Add 17.5% VAT to all prices.

Send an SAE for our latest list or for more info.

Dept PE, 374 Milton Road, Cambridge, CB4 1SU

Tel: 0223 424882, 0631 430498 or 0631 430662 (Mail order only)

**Practical Electronics
Classifieds list the best
sources for unusual or back
catalogue components**

BSc (HONS) IN CLINICAL SCIENCE

Do you want to be part of the medical world involved in "the application of science and technology in support of innovation and quality in healthcare"?

Bournemouth University's unique BSc (Hons) in Clinical Science is concerned with the use of instruments in diagnosis and treatment of disease. Hospital visits and laboratory sessions give students excellent practical experience.

The degree covers anatomy, physiology, physics, computing and electronics.

For more information contact: Denzil Claremont, Bournemouth University, Poole House, Talbot Campus, Fern Barrow, Poole, Dorset BH12 5BB. (0202) 595078.



**Bournemouth
University**

Miscellaneous

Greenweld Newslines 0891 505 121

Calls charged at 36p/min cheap rate, 48p/min other times
For a weekly update on our latest surplus bargains – call now!! Our latest list FREE from GREENWELD, 27 Park Road, Southampton SO1 3TB

73 AMATEUR RADIO TODAY

Broaden your horizons.

Subscribe to the world's leading Radio Ham magazine. European rates for surface and air mail available on request from:

73 Amateur Radio Today
PO Box 50330
Boulder, CO.
80321-0330
USA

Service Manuals

Available for most equipment.

TV, Video, Audio, Test etc.

Any age, make or model.

Write or phone for Quotation.

Mauritron (PE)

8 Cherry Tree Road, Chinnor,
Oxon, OX9 4QY



Tel: (0844) 351694



Fax: (0844) 352554

Components

SURPLUS/REDUNDANT ELECTRONICS COMPONENTS WANTED

ICs - Tuners - Transistors - Valves - Diodes etc - any quantity considered - immediate payment.

ADM ELECTRONICS SUPPLIES

Tel 0827 873311

Fax: 0827 874835

OMNI ELECTRONICS

stock a wide range of electronic components at

174 Dalkeith Road, Edinburgh EH16 5DX

Tel: 031 667 2611

Open Mon-Thu 9.15am-6.00pm

Fri 9.15am-5.00pm

Sat 9.30am-5.00pm



1990/91 catalogue costs £1.50



contains vouchers to use against purchases
Do you have your copy yet?

Contact

HST for all your component needs. Send for your free catalogue and details of special offers.

HST Ltd,
Technology House,
Prospect Road,
Carlton, Nottingham
NG4 6LA

Tel: 0602-587225

Fax: 0602-484530

PTFE Low Friction material in 0.8mm sheet at 25p per square inch and 10mm thick blocks at £1.00 per square inch. SAE for details of Telescope Drive Systems and clocks. AWR Technology, 67 Thornbridge Road, Deal, Kent.

Study Electronics on the BBC Micro. An interactive approach to learning. Four program titles available. 'Introduction to Electronics Principles', 'Electronics Mathematics', 'Digital Techniques' and

Surveillance

Suma Designs

sell top quality surveillance equipment in kit form or as ready built units.

See our full page display ad in this issue

now 'Programming for Electronics'. Programs include theory, examples, self test questions, formulae, charts and circuit diagrams. User inputs and calculated outputs. £29.95 each + £2.00 P&P. Cheque or Postal Order to EPT Education Software, Pump House, Lockram Lane, Witham, Essex CM8 2BJ

Wanted: Back issues of Radio Constructor or Radio & Electronics Constructor 1970 onwards – must be in good condition. Tel: Chester (0244) 660637

Digital electronics tutorial software for IBM PC. Basics to Karnaugh maps. £5 only. Tel: 061 430 5208

Hornby Zero-1 design team members (1980-1984) please contact C Harris, 10 Patea Place, Palmerston, North New Zealand. Tel: NZ 6 3561754. Information required Phase III

Two-tone steel panel boxes, white/grey, brand new beautiful finish, desk top with feet or can be wall-mounted. Illuminated push switch, LEDs and microphone. produced for Scantronic Homelink, but can be adapted for any project. Size 13" W, 11" D, 2" H, sloping fascia. Very attractive. Internal 12V sounder and connectors included. £3.00 each or £220 for 93 available. Also food used transformers (approx 100) £1.00 each, mostly 1A 15-20V AC out. 3 pin moulded plug (fused) with 2 metres 3 core 0.5mm flex, brand new £1.00 each. 2 pin plugs with 2 core flex 2m length, brand new, 50p each. All prices include carriage. Tel: Fab Security Systems Ltd, 0792 202718

DRAM. D-RAM 41256-15 60p each or £5.00 for 9. S-RAM 6116LP3 60p each. EPROM D2732D £1.00 each. Plug in relays 11-pin 240V/110V. £1.20 each. All items unused. Details (0273) 514465 (evenings)

To book your free classified ad use this form or a photocopy and send it to David Bonner, PE Classifieds, Intra Press, Intra House, 193 Uxbridge Road, London W12 9RA. This scheme is for private individuals only. We cannot accept bookings by phone. Commercial advertisers may contact David Bonner on 081 743 8888 for rates and credit card bookings.

Putting The Telephone In Control

Richard B Sagar describes how to use touch tones to send commands down the telephone. This decoder can be used to control equipment anywhere there is a phone.

Anybody who has had a new phone delivered recently, or has seen a BT advert on TV for call waiting, will probably now be connected to a digital telephone exchange. If you don't know for sure, one way to tell is if your phone "beeps" when you dial. Phones on digital exchanges use these beeps to signal to the exchange the numbers dialled. For each key pressed there is a unique pair of tones from the set of eight available – the signalling method is therefore called Dual Tone Multiple Frequency (DTMF).

If you have ever leant on the buttons of the phone during a call you will know that, firstly, the tones are still active during the call and, secondly, no detrimental effect on the call occurs (bar a slight deaf-

ening of the person at the other end). It is these two features that make DTMF signalling useful for accessing services such as remote banking.

This project makes use of DTMF codes to switch equipment remotely over a telephone. This is not necessarily limited to telephone lines, for instance ham radio users could utilise the circuit to control a repeater station via the radio, turning it on or off or changing its channel. In practice, using the unit with the telephone introduces a problem as direct connection of unlicensed equipment to a BT line is prohibited. However, a way around this is to use an answering machine. By connecting a microphone to the circuit input and positioning it close to the monitor loudspeaker of the

answering machine the tones can be picked up. A magnetic pickup gives good results and gets around the problem of acoustic interference.

How It Works

The design offers a good level of security against any would be 'hackers'. Before any DTMF codes are passed on for device control an 8 digit access code must be entered. The code needs to be programmed when the power is switched on and it is then stored in RAM. In use the same code is entered first with any subsequent digits being output to the user port for further decoding. To access the unit from a non-DTMF phone a DTMF keypad can be used, these can be bought for around £5 and in some cases come

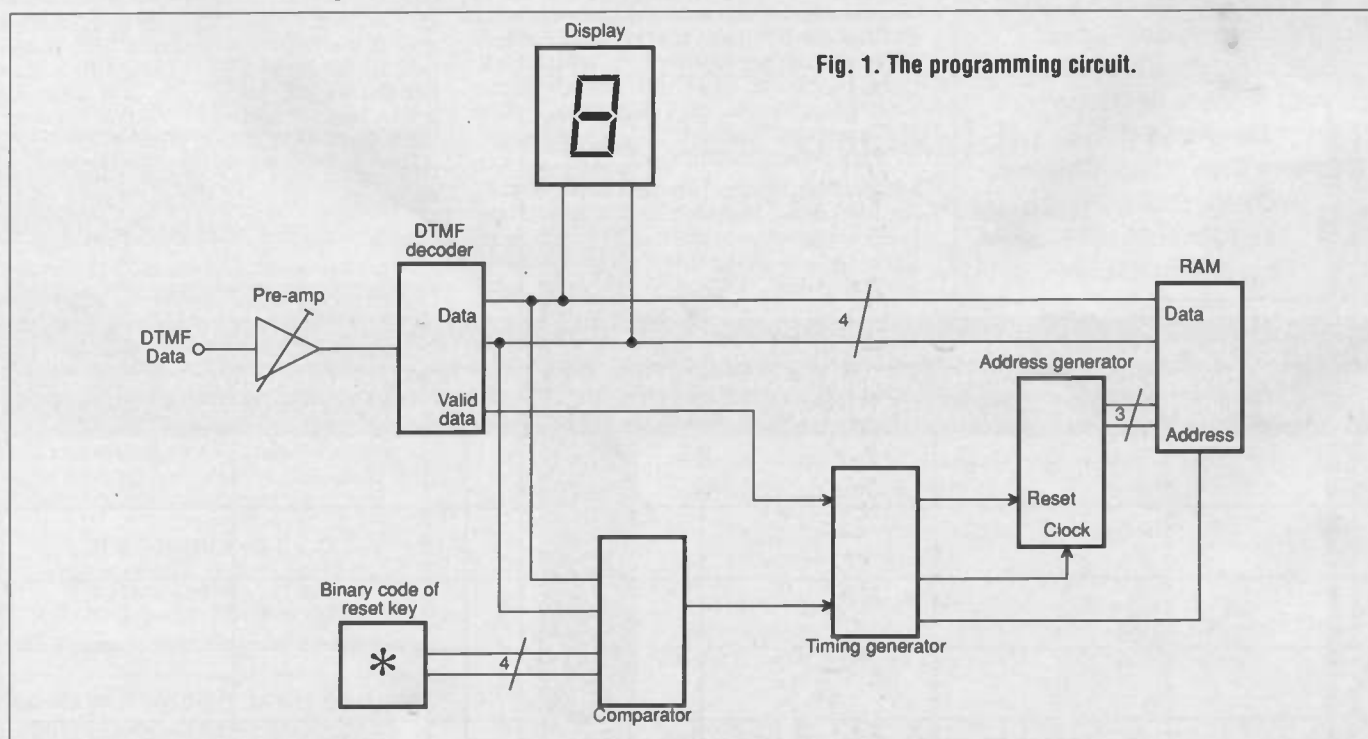
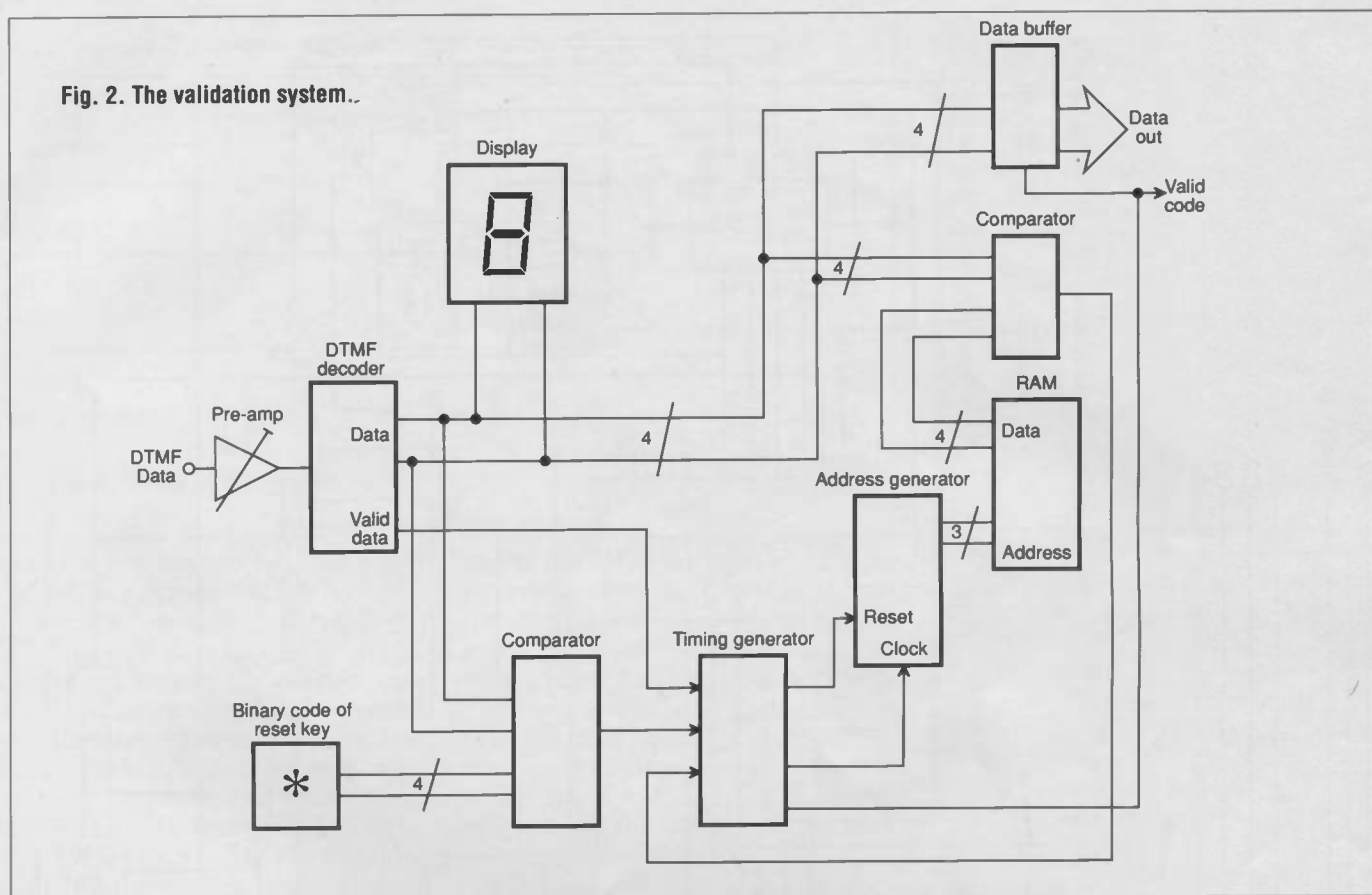


Fig. 2. The validation system..



with a ten number memory. Needless to say it isn't worth trying to make your own, for that price you wouldn't be able to buy the box to keep it in. During programming the same keypad is used, held in front of the microphone and the code typed in. After use the unit is put back into the code entry phase by the user pressing the '*' key on the key pad, or if this doesn't occur it will automatically time-out after approximately one minute, helping to prevent any unauthorised access. The '*' key is also used in the programming stage, to indicate that the access code is about to be entered, this allows the user to re-start if a typing error was made. Bearing this in mind the '*' should not be used for any control functions or included in the access code.

Basic Operation

Operation falls into two phases, programming and validation. During programming a circuit configuration of that in Fig. 1 is needed, with the data output from the DTMF decoder feeding the input of the RAM for storage. The timing decoder will determine the sequence for writing data. For validation the circuit of Fig. 2 is needed

so that the RAM contents and the digit being entered can be compared. The timing block now has to take into consideration the comparison of the stored and entered digits and only allow the address to increment when the two are equal, the VALID output can only go high when all 8 digits have been entered in the correct sequence.

The Electronics

The decoding of the DTMF signals is performed by IC2. The input can be taken directly from the microphone as the chip contains its own pre-amp circuit. The ratio R1/R2 sets the pre-amp gain and this may need to be changed depending on the sensitivity of the microphone used. The amplified signal level at pin 3 of IC2 needs to be set between 61mV and 2.4V for correct decoding. When a valid DTMF pair is detected the corresponding number is output on Q1-Q4 and the SID output goes high, remaining high until the input is removed. The crystal is required to produce a clock of the high accuracy needed for this application. Though the frequency may seem a little strange it is quite a standard crystal used for the colour sub-carrier frequency

in NTSC televisions as used in the USA and Japan.

During the programming phase the received digits are routed to the RAM data bus through IC6 the tri-state buffer. To allow this the $\overline{\text{PROG}}$ input is taken low. The WRITE ENABLE and the timing decoding block (the circuit around IC's 4 and 7) are also connected to this input to set the RAM in WRITE mode and allow the data to be latched at the correct time. The address of the RAM is set by IC9, a 4 bit counter. As Fig. 3 shows, a reset on this chip can be caused by the output of IC1 or IC5. IC1 detects the reset key (*) being pressed and so allows code entry to be restarted, IC5 is used during the verification phase. When eight digits of code have been entered the output of IC10, the monostable, will go high, opening the data bus, to set the unit into the validation mode $\overline{\text{PROG}}$ is taken high. The data bus can then be turned off by pressing the '*' key on the keypad.

Easy Access

For verification of the access code IC3 compares a digit of the code stored in RAM with the data entered over the channel. The out-

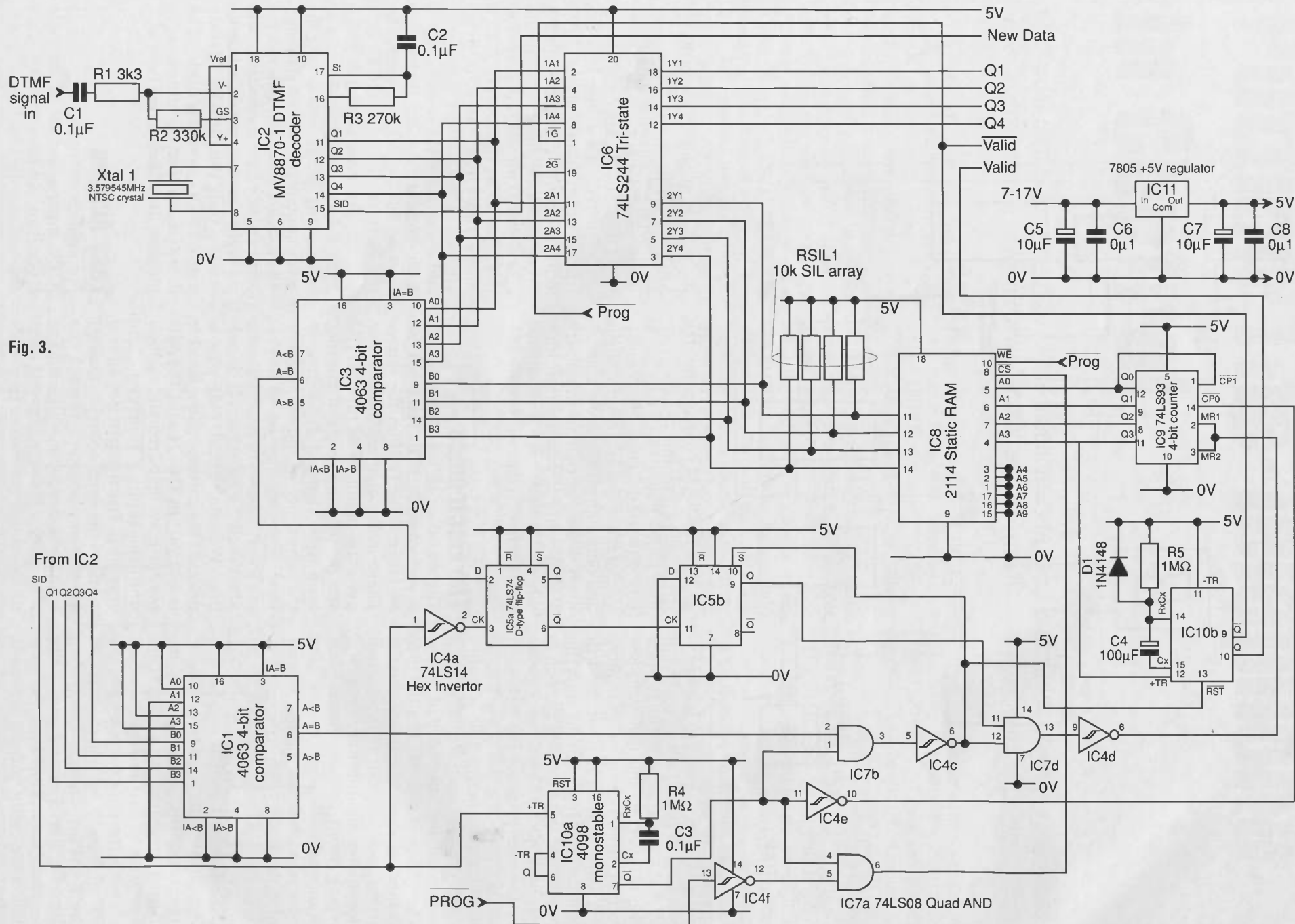
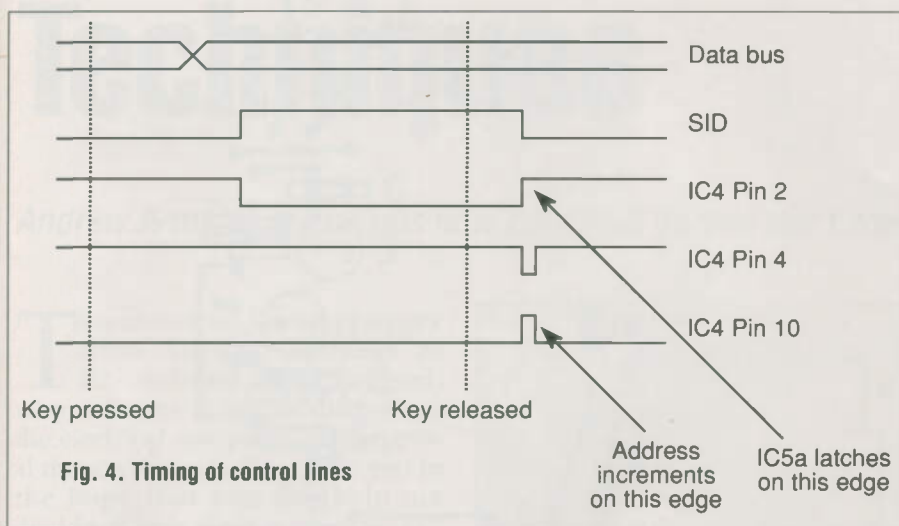


Fig. 3.



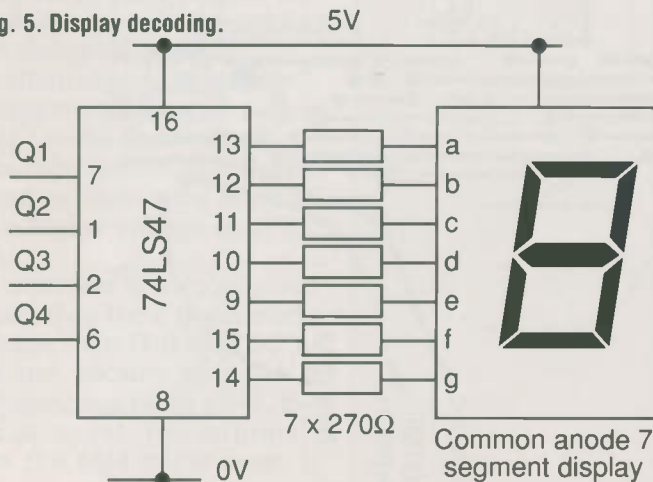
put of IC3 is latched by IC5a when the key is released. When a difference in the two digits is detected the \bar{Q} output of IC5(a) will go high, causing a low to be latched into IC5(b). The low at IC5(b)'s output will then reset the address counter for the RAM and so the VALID output will be prevented from going high. The output of IC5(b) must be SET high again which is done by pressing the '*' key - this should make it more difficult for anybody to 'stumble' across the correct code.

Fig 4 shows the sequence of data on the control lines when a key is pressed. IC4(b), C3 and R4 act as a monostable and the short pulse produced by IC4(b) is used for strobing the SELECT line of the RAM, in programming mode, to cause the data on the bus to be latched. As the strobe pulse occurs on the falling edge of the SID output of IC2 the data is sure to be stable on the bus. The rising edge of this pulse, after inversion by IC4(e), increments the RAM address on IC9, ready for the next number to be stored. During validation the CS

line of the RAM does not need to be strobed and so the line is held permanently low when the PROG line goes high, via IC4(f) and IC7a. IC5(a) is used to latch the output of the comparator just as the key is released, this prevents an incorrect reset pulse being produced by IC3 when the RAM address is incremented and the input from the user is being waited for.

The four bit output on the user port can now be decoded as required. If ten separate control lines are required (for example 0-9) then this can be done simply by connecting a 74LS164 on the output bus and using the VALID line to control its ENABLE input. It is important to remember that the '0' button actually produces the number ten at the output (1010 in binary), not a zero. The display suggested in figures (1) and (2) is provided using the circuit in Fig 5), though because of the point just mentioned the output will not be meaningful when zero is entered, nor '*' and '#'.

Fig. 5. Display decoding.



Components

Resistors

R1	3.3k Ω
R2	330k Ω
R3	270k Ω
R4	1M Ω
R5	1M Ω

RSIL1 10 SIL resistor array

Capacitors

C1	0.1 μ F
C2	0.1 μ F
C3	0.1 μ F
C4	100 μ F Electrolytic
C5	10 μ F Electrolytic
C6	0.1 μ F
C7	10 μ F Electrolytic
C8	0.1 μ F

Semiconductors

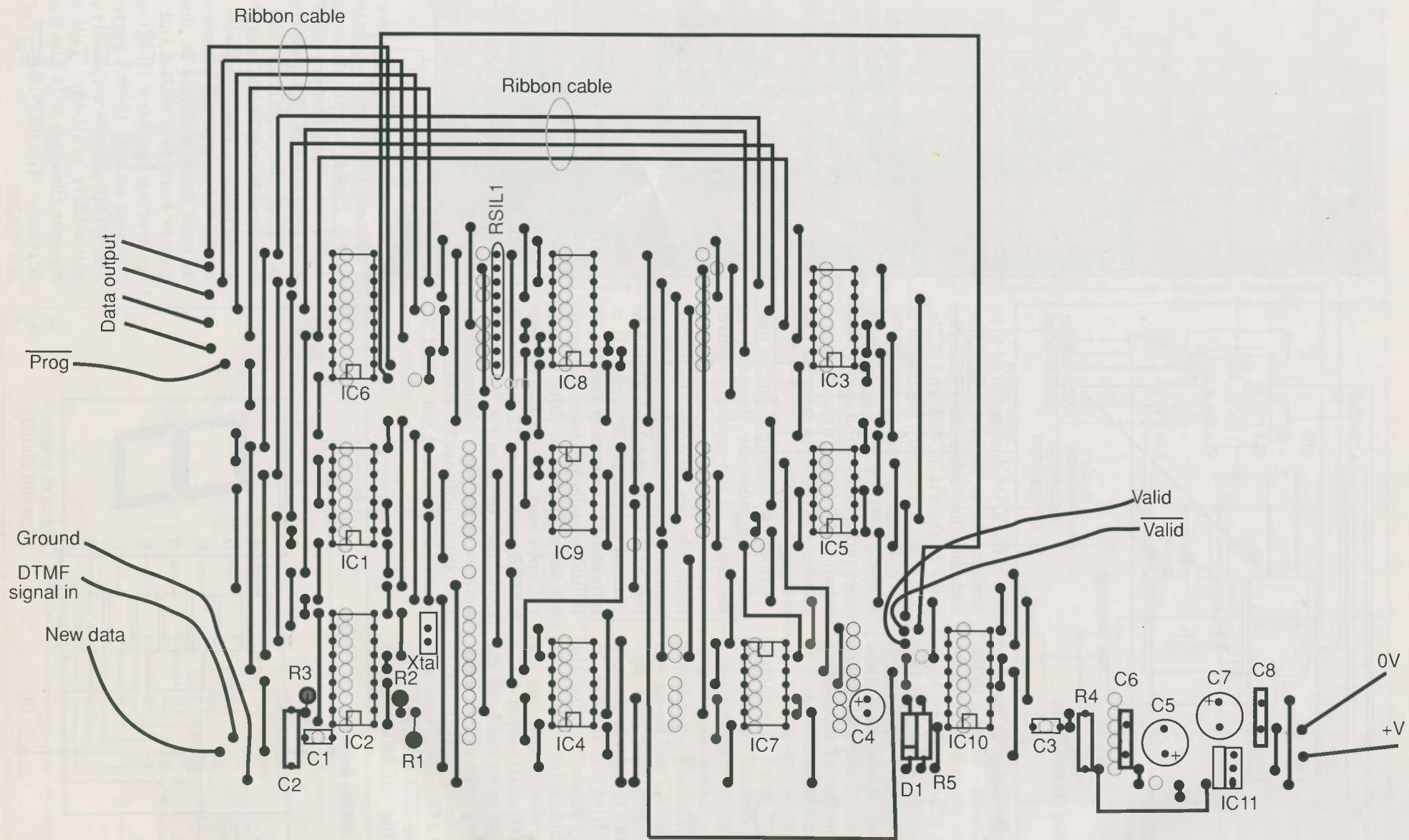
IC1	4063 - 4-bit comparator
IC2	MV8870-1 - DTMF decoder
IC3	4063 - 40-bit comparator
IC4	74LS14 - Hex inverter
IC5	74LS74 - Dual D-type flip-flop
IC6	74LS244 - Tri-state buffer
IC7	74LS08 - Quad AND
IC8	2114 - Static RAM
IC9	74LS93 - 4-bit counter
IC10	74LS93 - 4-bit counter
IC11	7805 - +5V regulator

Miscellaneous

3.579545MHz NTSC Crystal
Cheap microphone or magnetic telephone pick-up
43 strips x 80 holes stripboard
Mains power adaptor delivering from 7V to 17V DC at at least 150mA

Construction

The circuit can be built on a piece of Veroboard of 43 strips width by 80 holes. Power supply decoupling capacitors should be provided for each chip of 0.1 μ F. The power supply into the regulator can be between 7V and 17VDC and if the answering machine used with the circuit has an external transformer, as most do, this should be able to power both this board and the answering machine (the board requires around 150mA current). The DTMF decoder is the only part not widely available. This was bought through ESD Electronic Services - Tel. (0279) 626777, part No. 91320E. ■



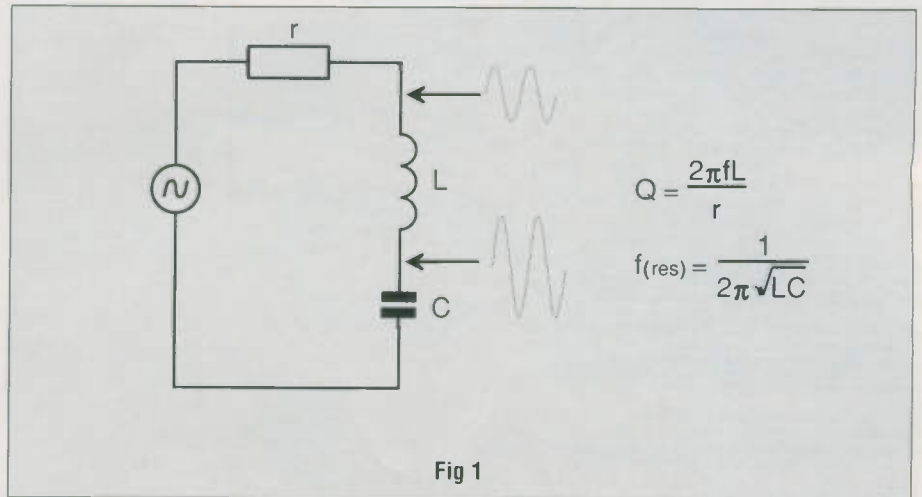
Stripboard layout.

Techniques

Andrew Armstrong explains how perpetual motion can't work in electronic circuits.

This month we have an enquiry from Michael Harkess of Christchurch, New Zealand, who wonders if he has discovered the electrical equivalent of perpetual motion. He asks "I write to you in the hope that you can help me decide if this simple idea works and, if it doesn't, why not.

When a series resonant circuit (Fig. 1) is connected to a source of signal at the resonant frequency, the peak voltage on the capacitor exceeds the peak voltage on the input. Suppose that at this moment the capacitor were disconnected from the resonant circuit and instead connected to a load. The load would now be receiving more

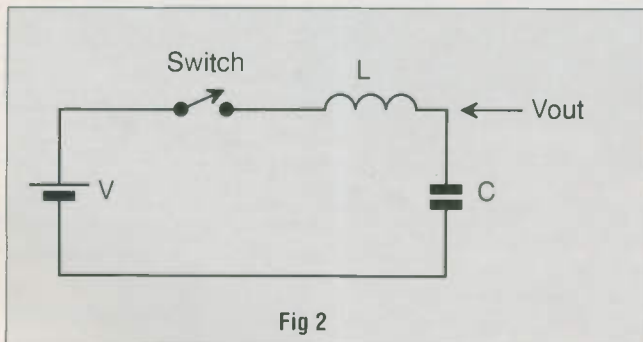


remains true that the charge, and therefore the power, developed on the capacitor, is enormous, and it seems that there must be some way to access this energy.

I'm sorry to say that this idea cannot be used to generate more energy than was first applied, tempting though it sounds. The easy

allowed for what is effectively perpetual motion.

However, that is not in itself a satisfying rebuttal of what appears to be an attractive idea, so instead I will attempt to analyse what really happens in this case. As an aside, though a resonant circuit does not create energy, it is not absolutely impossible that one day some obscure loophole in the currently understood laws of physics will permit the creation of mass/energy. After all, the universe exists, and this may be taken to imply that more of the same could be made to come into existence.

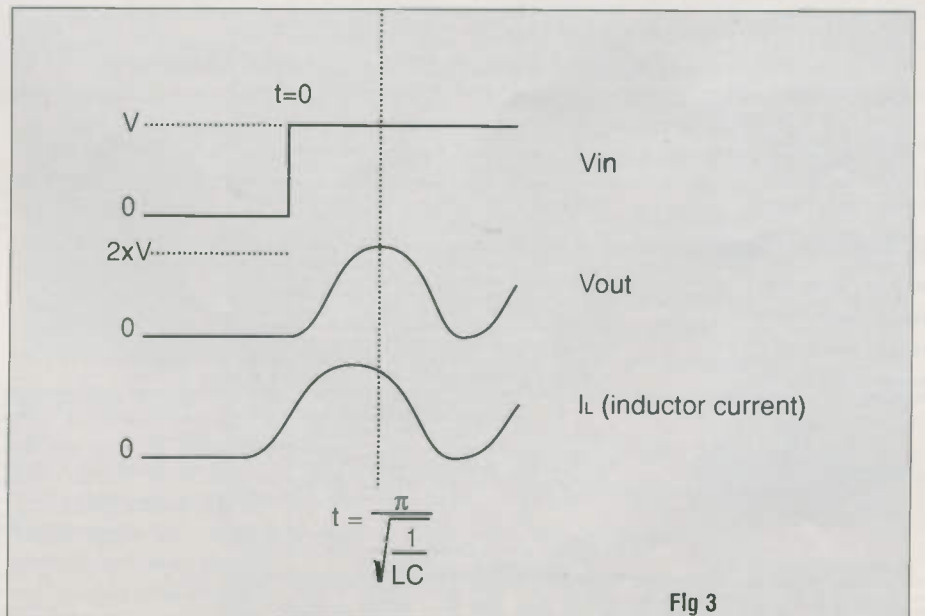


voltage than the peak applied to the circuit, which appears to have created more energy than was applied in the first place. The only argument against this is that a high Q resonant circuit requires many cycles to reach such a high peak voltage, and the energy dissipated in reaching this might defeat the object.

As an alternative, simply consider what happens when a DC source is connected to the circuit. The junction of the capacitor and the inductor will ring (at least on the first half cycle) to a higher voltage than the DC input.

If the capacitor is disconnected at this peak, then there is definitely more voltage than that applied to the input and, because only half a cycle of ringing has taken place, the dissipation must be minimal. Strange as this idea might seem, it

way to deduce this is simply that the laws of physics have never



Output voltage as a function of time $V(t) = V_x \mathcal{L}^{-1} \left\{ \frac{1}{s} \times \frac{1}{sL + \frac{1}{sC}} \right\}$ ①

↑
Unit step function

$= V_x \mathcal{L}^{-1} \left[\frac{1}{s} \times \frac{1}{s^2 LC + 1} \right]$ ②

$= V_x \mathcal{L}^{-1} \left[\frac{1}{s \left(s^2 + \frac{1}{LC} \right) C} \right]$ ③

$= V_x \mathcal{L}^{-1} \left[\frac{1}{s \left(s^2 + \frac{1}{LC} \right) C} \right]$ ④

← This is of the standard form: $V_x \mathcal{L}^{-1} \frac{\omega^2}{s(s^2 + \omega^2)} = 1 - \cos(\omega t)$

$\Rightarrow V(t) = 1 - \cos\left(\sqrt{\frac{1}{LC}} t\right)$ ⑤

Maths 1

Stored energy in a capacitor $= \frac{1}{2} CV^2$

The voltage in the capacitor at $t = \frac{\pi}{\sqrt{\frac{1}{LC}}}$ is $2V$

Maths 2

So: Energy $= \frac{1}{2} CV^2 \times 2^2 = 2CV$

$I_L = I_t = C \frac{dv}{dt} = C \frac{d \left[1 - \cos\left(\sqrt{\frac{1}{LC}} t\right) \right]}{dt}$

$= -C \sqrt{\frac{1}{LC}} \sin\left(\sqrt{\frac{1}{LC}} t\right)$ **Maths 3**

Voltage Waveform

For an example, we will use the circuit shown in Fig. 2. In this thought experiment, a voltage V is applied to the LC circuit at time $t=0$. When the switch is closed, current starts to flow in the inductor, and the capacitor starts to charge. Clearly,

the stored energy in the capacitor depends upon the voltage across it, so the first thing to do is to discover what the capacitor voltage is as a function of time.

There are several approaches to this. The one chosen here is to use Laplace transforms, which are a good mathematical tool to investigate the time, rather than the frequency response, of circuits. The first line of Maths 1 is saying that the output voltage as a function of time is equal to the input voltage multiplied by the inverse Laplace transform of the unit step function multiplied by the potential divider action of C and L .

Energy drawn from power source $= \int_0^T V I dt$

$= V \int_0^{\frac{\pi}{\sqrt{\frac{1}{LC}}}} -t \sqrt{\frac{1}{LC}} \sin\left(\sqrt{\frac{1}{LC}} t\right) dt$

Maths 4

$= +CV \sqrt{\frac{1}{LC}} \sqrt{LC} \left[\cos\left(\sqrt{\frac{1}{LC}} t\right) \right]_0^{\frac{\pi}{\sqrt{\frac{1}{LC}}}}$

$= CV [\cos 0 - \cos \pi] = 2CV$

The unit step function, $1/s$, is 0 until $t=0$, and then is 1. This represents the switch being switched on at $t=0$. In transform terms, the impedance of a capacitor is given by $1/sC$, and the inductance by sL . The second bit of this equation is the generalised impedance equivalent of $R2/(R1+R2)$.

It is intuitively obvious that an oscillatory waveform will result, so in lines 2,3 and 4, the right-hand part of the equation is progressively con-

verted into a standard form whose inverse transform is oscillatory. Unsurprisingly, the answer in line 5 is a cosine waveform with an offset. The waveforms are illustrated in Fig. 3.

Energy Balance

The peak stored energy occurs when the capacitor voltage is at its maximum, and the inductor current is zero. This occurs at the time shown by the equation in Fig. 3. The stored energy on the capacitor can now be calculated as shown in Maths 2, and it is equal to $2CV$. Conservation tells us that the energy drawn from the power supply must be the same, assuming that there are no losses. To check this, we can calculate the power by integrating voltage and current over the time period from zero to the dotted line in Fig. 3.

The voltage is constant, but it is necessary to calculate the current. One approach would be to do a whole new inverse Laplace calculation using equations for inductor current, but because we already know the capacitor voltage waveform, we can use this fact to determine what the current must be, as shown in Maths 3.

In Maths 4, this is integrated over the requisite time period, and does indeed produce the answer $2CV$.

What this goes to show, is that the energy stored on the capacitor is exactly equal to the power supply, despite the fact that the capacitor voltage is double the input voltage. If this goes counter to intuition, remember that as soon as a load is connected to a capacitor, the voltage starts to fall, while, if a load is connected to the power source, current will flow continuously. In this case, the inductor current continues to rise until the capacitor voltage equals the input voltage. After this point, the inductor current declines for an equal period, and, by symmetry, the capacitor voltage must be double the input voltage.

I apologise to those who do not like maths: neither do I, but occasionally it is unavoidable. I have made use of tables of standard Laplace transforms and integrals and differentials to minimise the amount of detail required. ■



POWER AMPLIFIER MODULES-TURNABLES-DIMMERS-LOUDSPEAKERS-19 INCH STEREO RACK AMPLIFIERS

* PRICES INCLUDE V.A.T. * PROMPT DELIVERIES * FRIENDLY SERVICE * LARGE (A4) S.A.E., 50p STAMPED FOR CATALOGUE *

OMP MOS-FET POWER AMPLIFIERS
HIGH POWER, TWO CHANNEL 19 INCH RACK

THOUSANDS PURCHASED
BY PROFESSIONAL USERS



THE RENOWNED MXF SERIES OF POWER AMPLIFIERS
FOUR MODELS:- MXF200 (100W + 100W) MXF400 (200W + 200W)

MXF600 (300W + 300W) MXF900 (450W + 450W)

ALL POWER RATINGS R.M.S. INTO 4 OHMS, BOTH CHANNELS DRIVEN

FEATURES: * Independent power supplies with two toroidal transformers * Twin L.E.D. Vu meters * Level controls * Illuminated on/off switch * XLR connectors * Standard 775mV inputs * Open and short circuit proof * Latest Mos-Fets for stress free power delivery into virtually any load * High slew rate * Very low distortion * Aluminium cases * MXF600 & MXF900 fan cooled with D.C. loudspeaker and thermal protection.

USED THE WORLD OVER IN CLUBS, PUBS, CINEMAS, DISCOS ETC.

SIZES:- MXF200 W19"xH3 1/2" (2U)xD11"
MXF400 W19"xH5 1/4" (3U)xD12"
MXF600 W19"xH5 1/4" (3U)xD13"
MXF900 W19"xH5 1/4" (3U)xD14 1/2"

PRICES:- MXF200 £175.00 MXF400 £233.85
MXF600 £329.00 MXF900 £449.15
SPECIALIST CARRIER DEL. £12.50 EACH



OMP VARISPEED TURNTABLE CHASSIS



* Manual arm * Steel chassis * Electronic speed control 33 & 45 R.P.M. * Vari pitch control * High torque servo driven DC motor * Transit screws * 12" die cast platter * Neon strobe * Calibrated balance weight * Removable head shell * 1/2" cartridge fixings * Cue lever * 220/240V 50/60Hz * 390x305mm * Supplied with mounting cut-out template.

PRICE £61.30 + £3.70 P&P

OPTIONAL MAGNETIC CARTRIDGES STANTON AL500mkII GOLDRING G950
PRICE £16.95 + 50P P&P PRICE £7.15 + 50P P&P

STEREO DISCO MIXER DJ6500

* WITH ECHO *

STEREO DISCO MIXER with 2 x 7 band L & R graphic equalisers with bar graph LED Vu meters. MANY OUTSTANDING FEATURES:- including Echo with repeat & speed control, DJ Mic with tone control & talk-over switch, 7 Channels with individual faders plus cross fade, Cue Headphone Monitor. Useful combination of the following inputs:- 3 turntables (mag), 3 mics, 5 Line for CD, Tape, Video etc.



Price £134.99 + £5.00 P&P

SIZE: 482 x 240 x 120mm

PIEZO ELECTRIC TWEETERS - MOTOROLA

Join the Piezo revolution! The low dynamic mass (no voice coil) of a Piezo tweeter produces an improved transient response with a lower distortion level than ordinary dynamic tweeters. As a crossover is not required these units can be added to existing speaker systems of up to 100 watts (more if two are put in series. FREE EXPLANATORY LEAFLETS ARE SUPPLIED WITH EACH TWEETER.

TYPE 'A' (KSN1D36A) 3" round with protective wire mesh. Ideal for bookshelf and medium sized Hi-Fi speakers. Price £4.90 + 50p P&P.
TYPE 'B' (KSN1005A) 3 1/2" super horn for general purpose speakers, disco and P.A. systems etc. Price £5.99 + 50p P&P.
TYPE 'C' (KSN1D16A) 2" x 5" wide dispersion horn for quality Hi-Fi systems and quality discos etc. Price £6.99 + 50p P&P.
TYPE 'D' (KSN1D25A) 2" x 6" wide dispersion horn. Upper frequency response retained extending down to mid-range (2KHz). Suitable for high quality Hi-Fi systems and quality discos. Price £9.99 + 50p P&P.
TYPE 'E' (KSN1D38A) 3 1/2" horn tweeter with attractive silver finish trim. Suitable for Hi-Fi monitor systems etc. Price £5.99 + 50p P&P.
LEVEL CONTROL Combines, on a recessed mounting plate, level control and cabinet input jack socket. 85x85mm. Price £4.10 + 50p P&P.

OMP LINNET LOUDSPEAKERS

THE VERY BEST IN QUALITY AND VALUE

Made especially to suit today's need for compactness with high output sound levels, finished in hard wearing black vinylite with protective corners, grille and carrying handle. Each unit incorporates a 12" driver plus high frequency horn for a full frequency range of 45Hz-20KHz. Both models are 8 Ohm Impedance. Size: H20" x W15" x D12".

CHOICE OF TWO MODELS

POWER RATINGS QUOTED IN WATTS RMS FOR EACH CABINET

OMP 12-100WATTS (100dB) PRICE £163.50 PER PAIR
OMP 12-200WATTS (200dB) PRICE £214.55 PER PAIR

SPECIALIST CARRIER DEL. £12.50 PER PAIR



IN-CAR STEREO BOOSTER AMPS

THREE SUPERB HIGH POWER CAR STEREO BOOSTER AMPLIFIERS



PRICES: 150W £49.99 250W £99.99
400W £109.95 P&P £2.00 EACH

150 WATTS (75 + 75) Stereo, 150W Bridged Mono
250 WATTS (125 + 125) Stereo, 250W Bridged Mono
400 WATTS (200 + 200) Stereo, 400W Bridged Mono
ALL POWERS INTO 4 OHMS
Features:
* Stereo, bridged mono * Choice of high & low level inputs * L & R level controls * Remote on-off * Speaker & thermal protection

OMP MOS-FET POWER AMPLIFIER MODULES SUPPLIED READY BUILT AND TESTED.

These modules now enjoy a world-wide reputation for quality, reliability and performance at a realistic price. Four models are available to suit the needs of the professional and hobby market i.e. Industry, Leisure, Instrumental and Hi-Fi etc. When comparing prices, NOTE that all models include toroidal power supply, integral heat sink, glass fibre P.C.B. and drive circuits to power a compatible Vu meter. All models are open and short circuit proof.

THOUSANDS OF MODULES PURCHASED BY PROFESSIONAL USERS



OMP/MF 100 Mos-Fet Output power 110 watts R.M.S. into 4 ohms, frequency response 1Hz - 100KHz -3dB, Damping Factor > 300, Slew Rate 45V/uS, T.H.D. typical 0.002%, Input Sensitivity 500mV, S.N.R. -110 dB. Size 300 x 123 x 60mm. PRICE £40.85 + £3.50 P&P



OMP/MF 200 Mos-Fet Output power 200 watts R.M.S. into 4 ohms, frequency response 1Hz - 100KHz -3dB, Damping Factor > 300, Slew Rate 50V/uS, T.H.D. typical 0.001%, Input Sensitivity 500mV, S.N.R. -110 dB. Size 300 x 155 x 100mm. PRICE £64.35 + £4.00 P&P



OMP/MF 300 Mos-Fet Output power 300 watts R.M.S. into 4 ohms, frequency response 1Hz - 100KHz -3dB, Damping Factor > 300, Slew Rate 75V/uS, T.H.D. typical 0.001%, Input Sensitivity 500mV, S.N.R. -110 dB. Size 330 x 175 x 100mm. PRICE £81.75 + £5.00 P&P



OMP/MF 450 Mos-Fet Output power 450 watts R.M.S. into 4 ohms, frequency response 1Hz - 100KHz -3dB, Damping Factor > 300, Slew Rate 75V/uS, T.H.D. typical 0.001%, Input Sensitivity 500mV, S.N.R. -110 dB, Fan Cooled, D.C. Loudspeaker Protection, 2 Second Anti-Thump Delay. Size 385 x 210 x 105mm. PRICE £132.85 + £5.00 P&P

NOTE: MOS-FET MODULES ARE AVAILABLE IN TWO VERSIONS: STANDARD - INPUT SENS 500mV, BAND WIDTH 100KHz. PEC (PROFESSIONAL EQUIPMENT COMPATIBLE) - INPUT SENS 775mV, BAND WIDTH 50KHz. ORDER STANDARD OR PEC.



Vu METER Compatible with the four amplifiers detailed above. A very accurate visual display employing 11 L.E.D.s (7 green, 4 red) plus an additional on/off indicator. Sophisticated logic control for very fast rise and decay times. Tough moulded plastic case, with acrylic tinted front. Size 84 x 27 x 45mm. PRICE £8.70 + 50p P&P

LOUDSPEAKERS

LARGE SELECTION OF SPECIALIST LOUDSPEAKERS AVAILABLE, INCLUDING CABINET FITTINGS, SPEAKER GRILLES, CROSS-OVERS AND HIGH POWER, HIGH FREQUENCY BULLETS AND HORNS, LARGE (A4) S.A.E. (50p STAMPED) FOR COMPLETE LIST.

P - From McKenzie Professional Series
S - From McKenzie Studio Series

McKENZIE - INSTRUMENTS, P.A., DISCO, ETC

ALL McKENZIE UNITS 8 OHMS IMPEDANCE
8" 100 WATT CB-100GP GEN. PURPOSE. LEAD GUITAR, EXCELLENT MID, DISCO. RES. FREQ. 80Hz, FREQ. RESP. TO 7KHz, SENS 95dB. PRICE £31.45 + £2.00 P&P
10" 100WATT S C10-100GP GUITAR, VOICE, KEYBOARD, DISCO, EXCELLENT MID. RES. FREQ. 72Hz, FREQ. RESP. TO 6KHz, SENS 97dB. PRICE £38.89 + £2.50 P&P
10" 200WATT S C10-200GP GUITAR, KEYB'D, DISCO, EXCELLENT HIGH POWER MID. RES. FREQ. 69Hz, FREQ. RESP. TO 5KHz, SENS 97dB. PRICE £53.21 + £2.50 P&P
12" 100WATT P C12-100GP HIGH POWER GEN. PURPOSE. LEAD GUITAR, DISCO. RES. FREQ. 49Hz, FREQ. RESP. TO 7KHz, SENS 98dB. PRICE £40.35 + £3.50 P&P
12" 100WATT P C12-100TC (TWIN CONE) HIGH POWER, WIDE RESPONSE, P.A., VOICE, DISCO. RES. FREQ. 45Hz, FREQ. RESP. TO 12KHz, SENS 97dB. PRICE £41.39 + £3.50 P&P
12" 200WATT S C12-200B HIGH POWER BASS, KEYBOARDS, DISCO, P.A. RES. FREQ. 45Hz, FREQ. RESP. TO 5KHz, SENS 99dB. PRICE £71.91 + £3.50 P&P
12" 300WATT S C12-300B HIGH POWER BASS, LEAD GUITAR, KEYBOARDS, DISCO ETC. RES. FREQ. 49Hz, FREQ. RESP. TO 7KHz, SENS 100dB. PRICE £95.66 + £3.50 P&P
15" 100WATT P C15-100BS BASS GUITAR, LOW FREQUENCY, P.A., DISCO. RES. FREQ. 40Hz, FREQ. RESP. TO 5KHz, SENS 98dB. PRICE £59.05 + £4.00 P&P
15" 200WATT P C15-200BS VERY HIGH POWER BASS. RES. FREQ. 40Hz, FREQ. RESP. TO 3KHz, SENS 98dB. PRICE £80.57 + £4.00 P&P
15" 250WATT S C15-250BS VERY HIGH POWER BASS. RES. FREQ. 39Hz, FREQ. RESP. TO 4KHz, SENS 99dB. PRICE £90.23 + £4.50 P&P
15" 400WATT S C15-400BS VERY HIGH POWER, LOW FREQUENCY BASS. RES. FREQ. 40Hz, FREQ. RESP. TO 4KHz, SENS 100dB. PRICE £105.46 + £4.50 P&P
18" 500WATT S C18-500BS EXTREMELY HIGH POWER, LOW FREQUENCY BASS. RES. FREQ. 27Hz, FREQ. RESP. TO 2KHz, SENS 98dB. PRICE £174.97 + £5.00 P&P

EARBENDERS - HI-FI, STUDIO, IN-CAR, ETC

ALL EARBENDER UNITS 8 OHMS (Except EB8-50 & EB10-50 which are dual impedance tapped @ 4 & 8 ohms)
BASS, SINGLE CONE, HIGH COMPLIANCE, ROLLED SURROUND
8" 50watt EB8-50 DUAL IMPEDANCE, TAPPED 4/8 OHM BASS, HI-FI, IN-CAR. RES. FREQ. 40Hz, FREQ. RESP. TO 7KHz, SENS 97dB. PRICE £8.90 + £2.00 P&P
10" 50watt EB10-50 DUAL IMPEDANCE, TAPPED 4/8 OHM BASS, HI-FI, IN-CAR. RES. FREQ. 40Hz, FREQ. RESP. TO 5KHz, SENS. 99dB. PRICE £13.65 + £2.50 P&P
10" 100WATT EB10-100 BASS, HI-FI, STUDIO. RES. FREQ. 35Hz, FREQ. RESP. TO 3KHz, SENS 93dB. PRICE £30.39 + £3.50 P&P
12" 100WATT EB12-100 BASS, STUDIO, HI-FI, EXCELLENT DISCO. RES. FREQ. 26Hz, FREQ. RESP. TO 3KHz, SENS 93dB. PRICE £42.12 + £3.50 P&P
FULL RANGE TWIN CONE, HIGH COMPLIANCE, ROLLED SURROUND
5 1/2" 60WATT EB5-60TC (TWIN CONE) HI-FI, MULTI-ARRAY DISCO ETC. RES. FREQ. 63Hz, FREQ. RESP. TO 20KHz, SENS 92dB. PRICE £9.99 + £1.50 P&P
6 1/2" 60WATT EB6-60TC (TWIN CONE) HI-FI, MULTI-ARRAY DISCO ETC. RES. FREQ. 38Hz, FREQ. RESP. TO 20KHz, SENS 94dB. PRICE £10.99 + 1.50 P&P
8" 60WATT EB8-60TC (TWIN CONE) HI-FI, MULTI-ARRAY DISCO ETC. RES. FREQ. 40Hz, FREQ. RESP. TO 18KHz, SENS 89dB. PRICE £12.99 + £1.50 P&P
10" 60WATT EB10-60TC (TWIN CONE) HI-FI, MULTI ARRAY DISCO ETC. RES. FREQ. 35Hz, FREQ. RESP. TO 12KHz, SENS 98dB. PRICE £16.49 + £2.00 P&P

TRANSMITTER HOBBY KITS

PROVEN TRANSMITTER DESIGNS INCLUDING GLASS FIBRE PRINTED CIRCUIT BOARD AND HIGH QUALITY COMPONENTS COMPLETE WITH CIRCUIT AND INSTRUCTIONS

3W TRANSMITTER 80-108MHz, VARICAP CONTROLLED PERFORMANCE, RANGE UP TO 3 MILES, SIZE 38 x 123mm, SUPPLY 12V @ 0.5AMP. PRICE £14.85 + £1.00 P&P

FM MICRO TRANSMITTER 100-108MHz, VARICAP TUNED, COMPLETE WITH VERY SENS FET MIC, RANGE 100-300m, SIZE 56 x 46mm, SUPPLY 9V BATTERY. PRICE £8.99 + £1.50 P&P



PHOTO: 3W FM TRANSMITTER

B.K. ELECTRONICS

UNITS 1 & 5 COMET WAY, SOUTHERN-ON-SEA, ESSEX. SS2 6TR.

Tel.: 0702 - 527572 Fax.: 0702 - 420243



POSTAL CHARGES PER ORDER £1.00 MINIMUM. OFFICIAL ORDERS FROM SCHOOLS, COLLEGES, GOVT. BODIES, PLCs ETC. PRICES INCLUSIVE OF V.A.T. SALES COUNTER, VISA AND ACCESS ACCEPTED BY POST, PHONE OR FAX.



GoldStar

QUALITY, PROFESSIONAL PC's
AT AFFORDABLE PRICES

EVERY PC COMES WITH:
1 YEAR ON-SITE WARRANTY
VGA GRAPHICS AS STANDARD
FREE UK DELIVERY

GoldStar is a key division of the Lucky GoldStar Group, one of the world's largest international corporations, employing over 100,000 people with a turnover approaching £14 billion. GoldStar, with their unrivalled resources and technical ability, have manufactured and labelled computers for many of the world's leading computer companies for over 30 years! In fact, other PCs you may have been considering, because they have a different brand "name" on the outside, may well be a GoldStar on the inside!

Silica Systems, an official GoldStar appointed dealer, are pleased to recommend this comprehensive range which combines the very latest technology with years of manufacturing experience. GoldStar's quality and reliability coupled with the Silica Systems service, provide you with the perfect PC solution for the home, business or education. From an entry level 286 desktop workstation to a powerful 486 EISA tower system, Silica and GoldStar have the answer, at an affordable price!

286 12MHz £399^{+VAT}

+£100 for VGA Mono Monitor
+£200 for VGA Colour Monitor

- 12.5MHz 286 (Landmark 17MHz)
- 1Mb RAM (4Mb max on Motherboard)
- 2Mb RAM on Plus Series
- EMS (LIM 4.0)
- 42Mb, 130Mb or 210Mb IDE Hard Disk
- 3 1/2" or 5 1/4" Floppy Disk Drive
- 3 Expansion Slots
- VGA (Paradise-1M) Graphics - 256K RAM
- Serial, Parallel & PS/2 Mouse Ports
- 12 Months On-site Maintenance
- DOS 4.01, DOS Shell, GW BASIC, EMS 4.0, & Utility Software
- PLUS SERIES (from £599), Includes:
 - Dual Floppy Disk Drives
 - Mouse, Mouse Mat & Windows 3

£499 GT212 WITH 42Mb HARD DRIVE



PLUS SERIES with GS1425 VGA Colour Monitor. Model Shown is GT212 286 12MHz

Model	PROCESSOR	RAM INC	MAX RAM ON BOARD	1 YEAR ON SITE	EXPAN-SION SLOTS	LANDMARK MHZ	CO-PROCESSOR	VGA		NO HARD DISK + Single Floppy 3 1/2" or 5 1/4"	42Mb HD + Single Floppy 3 1/2" or 5 1/4"	42Mb HD + Dual Floppies 3 1/2" & 5 1/4"	130Mb HD + Dual Floppies 3 1/2" & 5 1/4"	210Mb HD + Dual Floppies 3 1/2" & 5 1/4"
								MODELS	COLOURS					
GT 212	286 12MHz DESKTOP CASE	1 1/2 Mb	4 Mb	●	3	17 MHz	287-10	16 Colours	N/A	£399 +VAT=£468.83	£499 +VAT=£586.33	£599* +VAT=£703.83	£799* +VAT=£938.83	£1099* +VAT=£1291.33
GT 316	386sx 16MHz DESKTOP CASE	2 Mb	8 Mb	●	5	21 MHz	387-16	16 Colours	N/A	£599 +VAT=£703.83	£699 +VAT=£821.33	£799 +VAT=£938.83	£999 +VAT=£1173.83	£1299 +VAT=£1526.33
GS 318	386sx 20MHz DESKTOP CASE	2 Mb	8 Mb	●	5	25 MHz	387-sx-20	256 Colours	15 Colours	£699 +VAT=£821.33	£799 +VAT=£938.83	£899 +VAT=£1056.33	£1099 +VAT=£1291.33	£1399 +VAT=£1643.83
GS 320	386dx 20MHz DESKTOP CASE - FULL SIZE	2 Mb	10 Mb	●	8	25 MHz	387-or-20	16 Colours	N/A	—	—	£899 +VAT=£1056.33	£1099 +VAT=£1291.33	£1399 +VAT=£1643.83
GS 347	386dx 25MHz DESKTOP CASE - 32K CACHE	4 Mb	8 Mb	●	5	40 MHz	386or-25	16 Colours	N/A	—	—	£1399 +VAT=£1643.83	£1599 +VAT=£1878.83	£1899 +VAT=£2231.33
GS 335	386dx 33MHz TOWER SYSTEM - 64K CACHE	8 Mb	16 Mb	●	8	50 MHz	386or-33	256 Colours	15 Colours	—	—	—	£2099 +VAT=£2466.33	£2399 +VAT=£2818.83
GS 425	486dx 25MHz EISA TOWER SYSTEM - 8K CACHE	8 Mb	16 Mb	●	8	114 MHz	N/A	16 Colours	15 Colours	—	—	—	£3499 +VAT=£4111.33	£3799 +VAT=£4463.83

14" VGA MONITORS

MODEL No	MONO/COLOUR	DOT PITCH	VGA 31.5KHz	S-VGA 35.2KHz	E-VGA 35.5KHz	1 Yr On Site	THI & Serial	EXC VAT	INC VAT
GS 1405	MONO	N/A	640x480	800x600	—	●	●	£100	£117.50
GS 1425	COLOUR	39mm	640x480	—	—	●	●	£200	£235.00
GS 1430	COLOUR	31mm	640x480	—	—	●	●	£230	£270.25
GS 1450	COLOUR	28mm	640x480	800x600	1024x768	●	●	£250	£293.75

OPTIONS

DESCRIPTION	EXC VAT	INC VAT
1Mb x 9-bit SIMM Memory Board	£50	£58.75
287 - 12MHz Maths Co-Processor - For GT 212	£100	£117.50
387sx-16MHz Maths Co-Processor - For GT 316	£85	£99.88
387sx-20MHz Maths Co-Processor - For GS 318	£100	£117.50

OPTIONS

DESCRIPTION	EXC VAT	INC VAT
387dx-20MHz Maths Co-Processor - For GS 320	£150	£176.25
387dx-25MHz Maths Co-Processor - For GS 347	£150	£176.25
387dx-33MHz Maths Co-Processor - For GS 335	£160	£188.00
337Mb SCSI Hard Disk Drive - 10.7ms Access	£999	£1173.83

SILICA SYSTEMS OFFER YOU

- **FREE OVERNIGHT DELIVERY:** On all hardware orders shipped in the UK mainland.
- **TECHNICAL SUPPORT HELPLINE:** Team of technical experts at your service.
- **PRICE MATCH:** We normally match competitors on a "Same product - Same price" basis.
- **ESTABLISHED 12 YEARS:** Proven track record in professional computer sales.
- **BUSINESS + EDUCATION + GOVERNMENT:** Volume discounts available for large orders.
- **SHOWROOMS:** Demonstration and training facilities at our London & Sidcup branches.
- **THE FULL STOCK RANGE:** All of your requirements from one supplier.
- **FREE CATALOGUES:** Will be mailed to you with offers and software/peripheral details.
- **PAYMENT:** By cash, cheque, all major credit cards, or extended payment plan.

Before you decide when to buy your new GoldStar PC, we suggest you think very carefully about WHERE you buy it. Consider what it will be like a few months after you have made your purchase, when you may require additional peripherals or software, or help and advice. And, will the company you buy from contact you with details of new products? At Silica Systems, we ensure that you will have nothing to worry about. We have been established for over 12 years and, with our unrivalled experience and expertise, we can now claim to meet our customers requirements with an understanding which is second to none. But don't just take our word for it. Complete and return the coupon now for our latest Free literature and begin to experience the "Silica Systems Service".

MAIL ORDER: 1-4 The Mews, Hatherley Rd, Sidcup, Kent, DA14 4DX Tel: 081-309 1111
Order Lines Open: Mon-Sat 9:00am-8:00pm No Late Night Opening Fax No: 081-308 0808

LONDON SHOP: 52 Tottenham Court Road, London, W1P 0BA Tel: 071-580 4000
Opening Hours: Mon-Sat 9:30am-8:00pm No Late Night Opening Fax No: 071-323 4737

LONDON SHOP: Selfridges (1st Floor), Oxford Street, London, W1A 1AB Tel: 071-629 1234
Opening Hours: Mon-Sat 9:30am-8:00pm Late Night: Thursday until 8pm Extension: 3914

SIDCUP SHOP: 1-4 The Mews, Hatherley Rd, Sidcup, Kent, DA14 4DX Tel: 081-302 8811
Opening Hours: Mon-Sat 9:00am-5:30pm Late Night: Friday until 7pm Fax No: 081-309 0017

To: Silica Systems, Dept PRNOW-1291-66, 1-4 The Mews, Hatherley Rd, Sidcup, Kent, DA14 4DX

PLEASE SEND ME A GOLDSTAR CATALOGUE

Mr/Mrs/Ms: Initials: Surname:

Address:

Postcode:

Tel (Home): Tel (Work):

Company Name (if applicable):

Which computer(s), if any, do you own?

MAIL ORDER HOTLINE
081-309 1111

SILICA SYSTEMS