

PRACTICAL

July 1992 • £1.50

NEW

ELECTRONICS

SCIENCE AND TECHNOLOGY

Power To The People



Iridium, a global telephone system

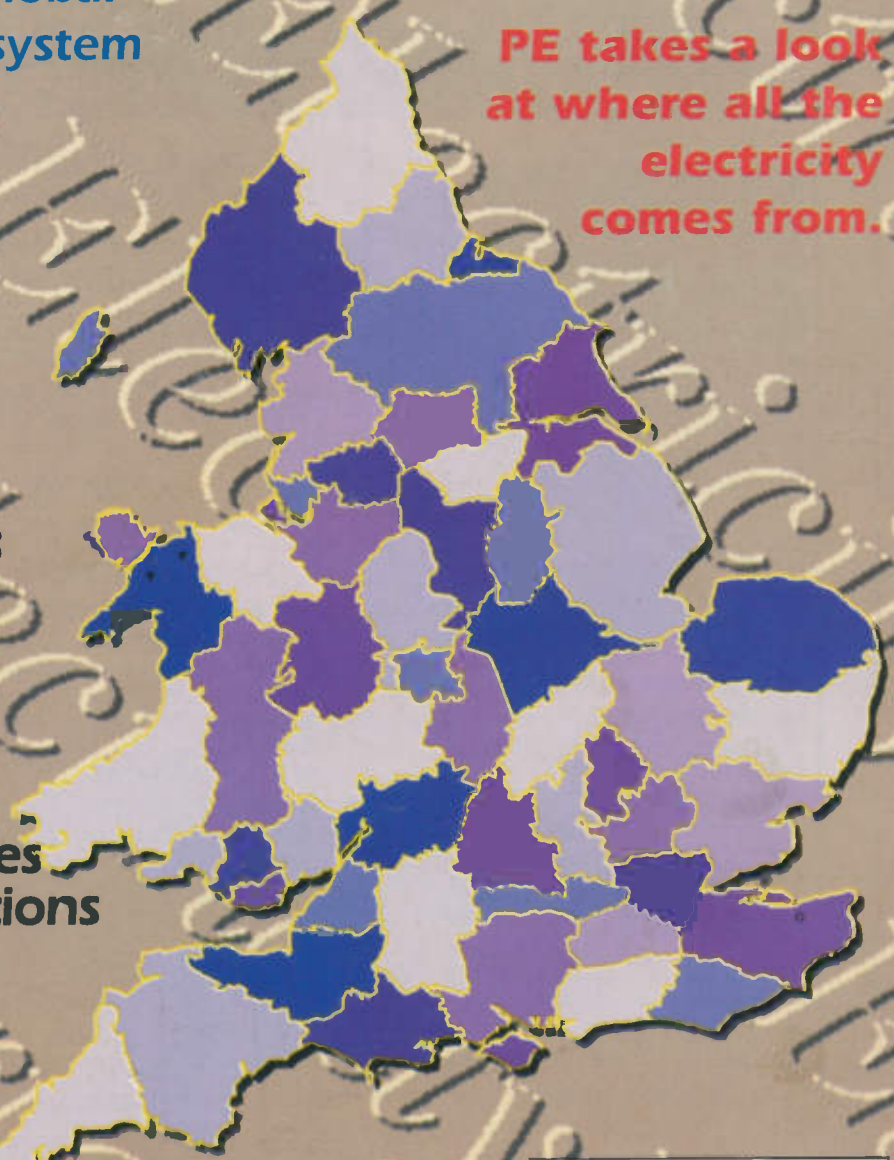
PE takes a look at where all the electricity comes from.

Plus

- CD-I launched early
- The latest mobile phones
- Kyocera's eco printer
- 80Mbyte flash memory
- Europe's new radar lab
- Inside a dimmer switch
- Build a tide timer
- Microprocessor Techniques
- Barry Fox's teletext variations




Canon's electronic camera



EASY-PC, SCHEMATIC and PCB CAD

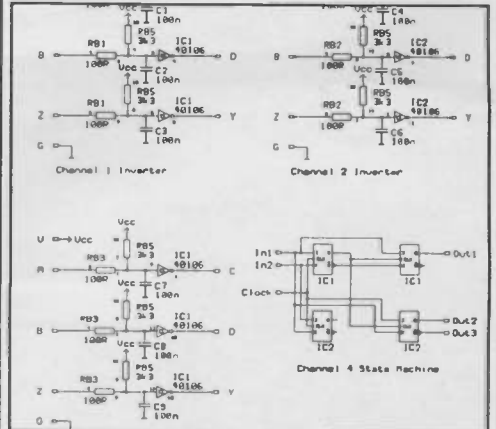
Over 12,000 Installations
in 70 Countries Worldwide!



- Runs on:- PC/XT/AT/286/386/486 with Hercules, CGA, EGA or VGA display.
- Design:- Single sided, Double sided and Multilayer (8) boards.
- Provides full Surface Mount support.
- Standard output includes Dot Matrix / Laser / Inkjet Printer, Pen Plotter, Photo-plotter and N.C. Drill.
- Tech Support - free.
- Superbly easy to use.

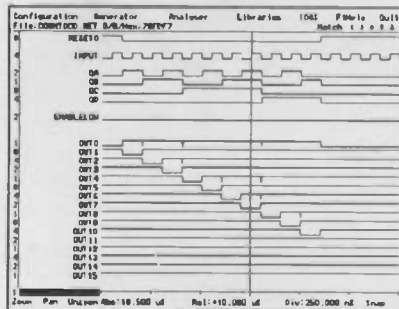
Still Only £98.00!
Plus P&P+VAT

BRITISH DESIGN AWARD 1989



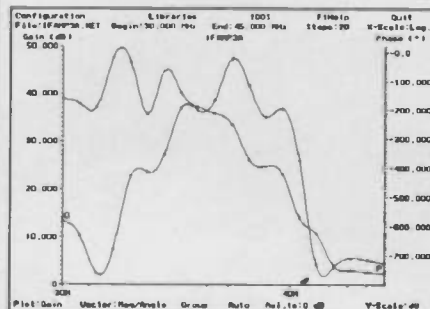
Options:-500 piece Surface Mount Symbol Library £48,
1000 piece Symbol Library £38, Gerber Import facility £98.

DIGITAL SIMULATION £195



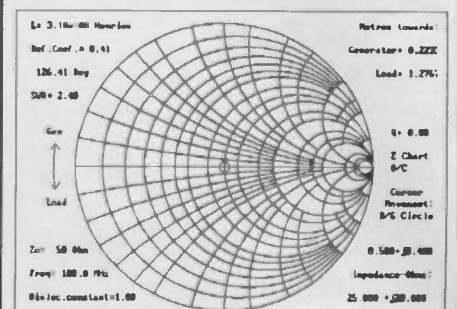
- At last! A full featured Digital Circuit Simulator for less than £1000!
- PULSAR allows you to test your designs without the need for expensive test equipment.
- Catch glitches down to a pico second per week!
- Includes 4000 Series CMOS and 74LS Libraries. 74HC/HCT libraries only £48.00 each.
- Runs on PC/XT/AT/286/386/486 with EGA or VGA.

ANALOGUE SIMULATION £195



- NEW powerful ANALYSER III has full graphical output.
- Handles R's, L's, C's, Bipolar Transistors, FET's, OP-amp's, Tapped and Untapped Transformers, and Microstrip and Co-axial Transmission Lines.
- Plots Input / Output Impedance, Gain, Phase & Group Delay.
- Covers 0.001 Hz to > 10GHz
- For PC/XT/AT/286/386/486 with EGA or VGA.
- Very fast computation.

SMITH CHART CAD £195



- Z-MATCH II simplifies RF matching and includes many more features than the standard Smith Chart.
- Handles transmission line transformers, stubs, discrete components, S Parameters etc.
- Supplied with many worked examples.
- Superbly easy to learn and use.
- Runs on IBM PC/XT/AT/386/486, CGA, EGA, VGA.
- Ideal for Education and Industry.

For full information, Write, Phone or Fax:-

Number One Systems Ltd. I

REF: PE, HARDING WAY, ST. IVES, HUNTINGDON, CAMBS, ENGLAND, PE17 4WR.

Telephone: 0480 61778 (7 lines) Fax: 0480 494042

International: +44 -480-61778, Fax: +44-480-494042 ACCESS, AMEX, MASTERCARD, VISA Welcome.

- TECHNICAL SUPPORT FREE FOR LIFE!
- PROGRAMS NOT COPY PROTECTED.
- SPECIAL PRICES FOR EDUCATION.

This month...

Multimedia and its glamorous offshoot Virtual Reality have captured the public imagination. The launch of Philips' CD-I system five months ahead of schedule (page 10) and Vistapro (page 23) are just two facets of this craze. As the magazine that brings you the latest in technology, PE will be reporting on the latest developments as they happen.

Also in this month's issue is a look at three new portable telephone systems a new environmentally friendly printer, a new computer storage system and a look at the power generating industry as well as a project to build a tide meter.

Kenn Garroch, Editor



Power stations – page 13



Flash memory – page 25

Next month...

Cars

Electronic engine management, tuning, ICE, electric cars, car power systems, exhaust emission detectors

Out On 2 July

Cover illustration and design: Kenn Garroch

Features

Compact Disc Interactive ...10

CD-I launched five months ahead of schedule.

We Have The Power13

A look at the future of the electricity industry.

Virtual Reality23

Vistapro creates lovely landscapes on a PC.

Quick As A Flash25

A new memory technology that looks set to replace disk drives.

The View From Orbit28

Making sense of microwave information in Europe's latest lab.

Ecological Printing33

A printer technology that is cheaper and more efficient than lasers.

Turning The Tide35

Build this clever gadget to tell you when the tide is in.

Finishing The Chips40

Chopping and testing semiconductors.



Armed – page 6



New cell phones – page 18

Regulars

Wavelengths4

Still more on 3D-TV plus all your comments and ideas.

Innovations6

Full motion video, new speakers and a wrist computer.

Practical Computing8

All the latest news from the world of computers.

New Product Developments ...18

Three new portable phone systems compete for the public pocket.

How It Works30

The evolution of the humble dimmer switch.


Techniques49

Microprocessor controlled light sequencer.

Barry Fox54

Barry explains the inner workings of teletext.

Inside the radar lab – page 28



CD-I makes its debut – page 10



Editor: Kenn Garroch Advertisement Manager David Bonner Accounts Manager Martin Milner Production Manager: Richard Milner Additional photography by Carolyn Vaughn Publisher: Angelo Zgorelec • **Practical Electronics** Intra House 193 Uxbridge Road London W12 9RA Tel: 081-743 8888 Fax: 081-743 3062 Telecom Gold: 87: SQQ567 • **Advertisements** The Publishers of PE take reasonable precautions to ensure that advertisements published in the magazine are genuine, but cannot take any responsibility in respect of statements or claims made by advertisers. The Publishers also cannot accept any liability in respect of goods not being delivered or not working properly. • © Intra Press 1991. Copyright in all drawings, photographs and articles published in PRACTICAL ELECTRONICS is fully protected, and reproduction or imitations in whole or in part are expressly forbidden. All reasonable precautions are taken by PRACTICAL ELECTRONICS to ensure that the advice and data given to readers is reliable. We cannot, however, guarantee it, and we cannot accept legal responsibility for it. Prices quoted are those current as we go to press. All material is accepted for publication on the express understanding that the contributor has the authority to permit us to do so. • Practical Electronics is typeset and reproduced at Intra Press on Macintosh computers using Quark Xpress, Scan Xpert scanner and Adobe Photoshop. Advertising reproduction by Circle Rule Ltd. Printing by Andover Press, St Ives plc. Distribution by Seymour Press • ISSN 0032-6372 •

Wavelengths

If you have any comments, suggestions, subjects you think should be aired, write to PE

With regard to recent correspondence regarding a decimal time system, reader's might like to know that Mr. Hanson was quite correct to suggest that the French Revolution as a suitable vehicle to support the introduction of the 10 hour day. Not only did they introduce the decimal system but made gallant attempts to inaugurate a Republican Calendar based on 10 equal months as well as a 10 hour day with each hour divided into 100 equal minutes. The majority of decimal watches to survive from this period have a small second dial which displays the conventional 12 hour day!

J S Foulger
Lakenham
Norwich

3D-TV Was Here

Some 15 years ago I had an idea to create a 3D image on a standard TV without the necessity to create any new technology.

The basic idea was to use two TV cameras arranged spatially to simulate the normal human condition, and to interlace the central portion of the central image. Each image field would have only 5/8ths of it used, for example, the fraction mentioned of the right hand field starting from the right hand edge. The idea was then to remove smaller and smaller vertical slices of image from the "central edge" of each image; the "central edge" of the right hand image being the left hand edge. The lateral scale of the vertical slice was intended to be logarithmic or pseudo-logarithmic, because of the need to interlace the alternate sections of the left and right hand images. The final touch was to have been the application of a film of lenticular plastic, the type used on novelty postcards to get 3D; although the design of the film may have needed

to have been optimised at a later date.

I think, in retrospect, that the proportion of each image used would have needed to be variable in relation to the distance of the icon to the centreline of the camera unit.

In conversation with a friend, an electronic engineer, at that time I mentioned the idea but, he did not seem too impressed. Sometime later, the same friend said that he had been to a symposium and that two American scientists presented a paper with an identical idea and that they had patented it!

The writer of the first letter in "Wavelengths" need not feel at all abashed about being taken in by the April fool joke article as, after all, it is such dreams that are the father of all advances. It has been said, that which Mankind can imagine, that can he build!

A P N Beaumont-White
Putney
London

What Do We Want?

Dear Sir,

After reading through the review of the Electronics Workbench in your June issue, I came to the end to find that there was no address or telephone number for the supplier. Could you possibly print this?

J Hoskins
London

Sorry, it got left out, it is as follows:
L J Electronics, Unit 5 & 6,
Francis Way, Bowthorpe Industrial
Estate, Norwich NR5 9JA Tel. 0603
748001

Information

I seem to remember a review in PE of a book about industrial espionage. Unfortunately, I no

longer have the relevant back issue (spring cleaning takes its toll). Could you possibly supply the details?

K Williams
Leeds

The book was The Industrial Espionage Handbook by Hugo Cornwall and published by Random Century, ISBN 07126 3634, price £9.99


And Phone Numbers

I read with interest Barry Fox's column in the May issue of your magazine. What caught my eye was a snippet of information about being able to search for telephone numbers on a CD-ROM.

I have a PC, modem, printer and the rest but not a CD-ROM. Can I get a list of phone numbers on floppy disk? Is there a dial up number I can call for an on-line service?

N Parkinson
Manchester

You could try Phonebase, BT's on-line directory service. Freephone 0800 919199 to get details on how to apply for access to this free system. ■





New for 1992

★ New MOSFET Amplifiers

improved range of SMOS modules
30W, 30+30W, 60W, 120W

★ 20 watt Class A Amplifier

★ Low profile PCB Transformers

a range of encapsulated transformers
4VA, 6VA, 10VA, 18VA, 24VA, 30VA

Write or phone for data and prices...
which include details of standard range of
toroidal transformers and audio modules.

No price increase for 1992

Jaytee Electronic Services

143 Reculver Road, Beltinge, Herne Bay, Kent CT6 6PL
Telephone: (0227) 375254. Fax: (0227) 365104

Service Manuals

We can supply Service Manuals for almost
any type of equipment. Televisions, Video
Recorders, Amateur Radio, Test Equipment,
Vintage Valve, Any type of Audio Equipment,
Military Surplus, etc. etc.

All Makes and Models supplied, from the
1930s to the present.

Originals or photostats supplied as available.

FREE Repair and Data Guide with all orders
or SAE for your copy.

Mauritron Services (PE)

8 Cherry Tree Road

Chinnor

Oxfordshire

OX9 4QY

Tel: (0844) 51694

Fax: (0844) 52554



SLASH YOUR PHONE BILLS!!!

100% FREE DIALLING!!!



“CREDITCALL”

AFTER MONTHS OF LEGAL BATTLES
WE CAN NOW OFFER YOU THE
CREDITCALL FROM THE
INVENTORS OF THE
ORIGINAL ‘BLACK BOX’!!!

This ingenious little marvel is a Plug-
in Adaptor designed to work on all the
very latest systems.

COMPLETELY UNDETECTABLE!!!

Simply plug the remarkable ‘creditcall’
into any authorised socket, then plug
your telephone into the ‘Creditcall’. This amazing little
gizmo can save you a fortune! ‘Creditcall’ works by
blocking the metering pulses on the line and suppressing
the charge signals.



**TAKE ADVANTAGE OF A LOOPHOLE IN THE
LAW ALLOWING US TO SELL THIS UNIQUE
UNIT; BUT ACT NOW!**

‘Creditcall’ comes complete with a Universal Adaptor plus
full instructions of how you can start slashing your bills.
Before ordering, please read the warning below.

YOU COULD SAVE £££’S!!!

24HR CREDIT CARD ORDER LINE

ALL MAJOR CREDIT CARDS ACCEPTED



09442 8887



PRIORITY TELEPHONE ORDERING SERVICE

PLEASE ALLOW UP TO 7 DAYS FOR DELIVERY

**BEWARE OF INFERIOR COPIES
BEING SOLD IN LONDON FOR WELL
OVER £200!**

**Top Secret Electronics (UK)
(Callers by appointment only)
26 Woodlands Road, Rillington,
Malton, YO17 8LD**

Please rush me the remarkable ‘Creditcall’. I
enclose cheque/P.O. for £..... made payable to
‘Top Secret Electronics (UK)’. I have read the
warning & fully understand that the use of this
unit in the UK is illegal. I sign to state that I am
purchasing this unit as a novelty only, further I
will not connect direct/indirect to any telephone
system without the prior consent of the system
provider.

Signed.....
Date.....
Name.....
Address.....

Postcode.....

All orders are in strictest confidence – tick for no mailings

* Please note that the coupon must be signed & dated else we are unable to supply this unit in the UK. This unit
is supplied as a novelty only. We will not be liable in the event of any illegal UK use. The slogan ‘Slash your
phone bills’ applies to our advice with the supplied unit.

WARNING

The use of this unit on any UK
telecommunications system is strictly
prohibited. Action may be taken under
the various ‘Post Office’ Acts or criminal
proceedings under the Theft Acts. This
unit must not be used on any
telecommunications system without the
full consent of the system provider. The
unauthorised obtaining of free
telephone call(s) is a criminal offence.

GUARANTEE

If you are not entirely delighted
with the remarkable ‘Creditcall’
simply return in the received
condition for a full no quibble
money-back refund.

**Top Secret Electronics (UK)
26 Woodlands Road,
Rillington, Malton, YO17 8LD**

Innovations

This month, the latest in computer wear, sophisticated loudspeakers and IR linked meters.



AT&T now have moving pictures on a PC.

Full Motion Video

AT&T Micro-electronics in the UK has announced a set of chips that will allow full motion video to be incorporated in computer multimedia applications, video-conferencing and point of sale terminals. The three chips comprise an encoder, decoder and system control chip.

Able to handle video at up to 30 frames per second and resolutions of 1024x1024, the AVP-1000 takes care of all the complex data handling and compression functions needed to transmit and receive data at speeds from 40k bits/sec to 4M bytes/sec. Pricing of the system should be cheap enough at under \$400 per chip set to allow it to be incorporated into a number of low cost, mass-

market products.

For further information contact:

AT&T Micro-electronics on 0344 865927

Sounding Off

UK loudspeaker distributor BK Electronics has just announced three new flight cased loudspeaker systems. Defined as 12in 100W, 12in 200W and 15in 200W, they are all fitted with wide dispersion horns and include grills fitted to the die-cast aluminium chassis. Priced at £159, £175 and £220 per pair including VAT, the speakers are available from BK Electronics, Tel. 0702 527572.

Stack A Chip

One drawback with current microchip

say, instead of 128kbyte – but this is limited by semiconductor manufacturing techniques – chips only go up to a certain size.

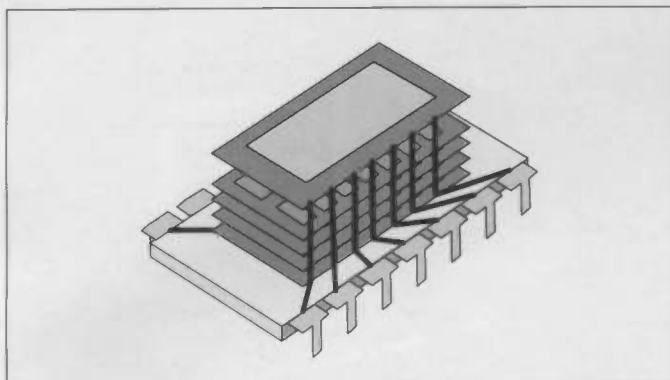
An alternative solution from the US company Irvine Sensors, is to stack silicon chips into one package. This increases the amount of memory in a given area by a factor of four. The Memory Short Stack uses a technique called Memory Densification by Application of Z-plane Lithography – X and Y planes defining horizontal and Z the vertical. Individual memory chips are connected at the top by a "cap chip" which connects the whole stack up from top to bottom and then to the pins.

IR Meter Link

Level Electronics Products has announced its new range of digital multimeters. Prices start at £39 for the Voltcraft VC92 with the top of the

BK's speaker set.





Stacking chips – artists impression.

range VC96 costing £65. By adding the VCIR infrared interface, the VC96 can be connected to a computer allowing the creation of a system able to record and display measurements on a PC for under £100. For more information contact Gillian Pugh at Digitron Instrumentation on 0992 587441.

air-cooled inductors for optimal sound quality.

Priced at £399.99 inc VAT, the 310s have a frequency response from 35Hz to 18kHz and can handle 120W peak power. They measure 50 x 24 x 34cm and weight 14kg each. More information can be obtained from CSE Tel. 0423 528 537.



The Dali 310s.

Smart Sounds

Danish Audiophile Loudspeaker Industries, also known as Dali, has recently introduced the Dali 310 high quality loudspeaker into the UK. Based on a twenty-litre, two-way, bass reflex with a 6.5in cast-chassis and polypropylene-coned woofer with 32mm long-throw voice coil, the system also boasts one-inch soft-dome treble drivers with rear venting chamber for low resonant frequency. Hand-built hard-wired crossovers incorporate polypropylene capacitors and


The Borg Arrive

Looking like something out of Star Trek The Next Generation, the latest computer from the US weighs 13 ounces, fits over the hand and forearm, contains a small screen and keypad and emits a red laser beam.

Acumax is actually for use in warehousing and is designed to improve productivity allowing wearers to read bar codes at a distance – they simply point and scan. The information can then be stored in the 'arm'

set or transmitted back to a central control for immediate inventory update and control. The

laser scanner itself is mounted on the back of the hand and is about the size of a mouse. ■



Metering from Levell electronics.



Not a cyborg but a wristbound computer.

Practical Computing

The latest news from Anthony Robertson


It's not what you do, it's the way that you do it, or so the cliché goes. Unfortunately a number of computer mouse companies have been taking the phrase a little too literally and whilst the computer mouse has undoubtedly improved over the last few years, advances have been restricted to the efficiency in which the mouse carries out its functions.

Mouse functionality is severely restricted by a lack of buttons. Most mice are limited to two, perhaps three at the most – ideal for clicking, grabbing and moving icons, but little use for anything else. There has not been a product which actually adds to these functions – until now.

The new ProMouse from ProHance seems to provide a solution. In addition to the customary two function buttons, the ProMouse has 10 extra keys. These provide two important benefits. First of all it means that the most commonly used functions, such as Escape or Page Up can be accessed from the mouse.

Secondly, because all these commonly used functions are grouped together, life is made easier especially for people who are not necessarily familiar with all the computer functions.

The ProMouse will retail for £59.99 inc VAT (£51.06 Exclusive of VAT). For more information please contact: SpectraVideo on 081-902-2211.



CD Easy

Hot on the heels of their joint venture with Apple on developing RISC technology for multimedia applications. Acorn in partnership with Cumana, have launched an easy to use CD-ROM system based on the popular Archimedes computer and Cumana CD-ROM drive. Costing just £1,799 (Exclusive of VAT), the system is designed to provide a 'plug-in-and-go' solution for first time CD-ROM users.

The system includes an Acorn A5000 computer with 4Mb RAM and a 40Mb hard disk, a colour multiscan monitor, a Cumana CAA 532 CD-ROM drive and SCSI interface, as well as a pair of mains powered stereo speakers. This new product provides a complete



Acorn CD-ROM solution

multimedia presentation system for little more than the cost of a home computer.

A selection of seven CD-ROM discs completes the package. Titles include, Revelation 2 – a paint and image processing package and library of colour images, Space Encyclopaedia, The Hutchinson's Encyclopaedia and The Times and The Sunday Times Sampler. Further information can be obtained from: Steve Dickenson at Cumana Limited on 0483 503121.

Computerised Movies


Computers are rapidly replacing cameras in the race to produce blockbuster films. To date films like Terminator Two and Tron have relied heavily on computer generated special effects interspersed with live action footage.

Now Fujitsu have released the first wholly computer generated 3D, wrap around film, entitled "Echoes of the Sun". This 20 minute film costing £17 million, is being screened at Expo 92 in Seville until September.

"Echoes in the Sun" is based on the journey of a particle of light from the sun to its final transformation into human energy. It uses revolutionary technology available through advances in computer aided graphic design. So far the presentation has had a quite literally mesmerizing effect on those fortunate enough to view it.

A convincing illusion of three dimensional perspective is achieved with special glasses incorporating LCD lenses which become opaque or transparent, according to the impulses received by an infra-red receiver, with a pulse sequence of up to 96 times per second.

Eventually this technology will be applied to Hollywood productions – judging on public reaction, that time may not be too far off. For more details please contact Andy Crisp at Fujitsu on 081-573-4444. ■



3D graphic of muscle fibres

Take the Sensible Route!

BoardMaker is a powerful software tool which provides a convenient and fast method of designing printed circuit boards. Engineers worldwide have discovered that it provides an unparalleled price-performance advantage over other PC-based and dedicated design systems by integrating sophisticated graphical editors and CAM outputs at an affordable price.

NEW VERSION

In the new version V2.40, full consideration has been given to allow designers to continue using their existing schematic capture package as a front end to BoardMaker. Even powerful facilities such as Top Down Modification, Component renumber and Back Annotation have been accommodated to provide overall design integrity between your schematic package and BoardMaker. Equally, powerful features are included to ensure that users who do not have schematic capture software can still take full advantage of BoardMaker's net capabilities.

BoardMaker V2.40 is a remarkable £295.00 (ex. carriage & VAT) and includes 3 months FREE software updates and full telephone technical support.

AUTOROUTER

BoardRouter is a new integrated gridless autoroute module which overcomes the limitations normally associated with autorouting. **YOU** specify the track width, via size and design rules for individual nets, BoardRouter then routes the board based on these settings in the same way you would route it yourself manually.

This ability allows you to autoroute mixed technology designs (SMD, analogue, digital, power switching etc) in **ONE PASS** while respecting **ALL** design rules.

GRIDLESS ROUTING

No worrying about whether tracks will fit between pins. If the track widths and clearances allow, BoardRouter will automatically place 1, 2 or even 3 tracks between pins.

FULLY RE-ENTRANT

You can freely pre-route any tracks manually using BoardMaker prior to autorouting. Whilst autorouting you can pan and zoom to inspect the routes placed, interrupt it, manually modify the layout and resume autorouting.


BoardRouter is priced at £295.00, which includes 3 months FREE software updates and full telephone technical support. BoardMaker and BoardRouter can be bought together for only £495.00. (ex. carriage & VAT)



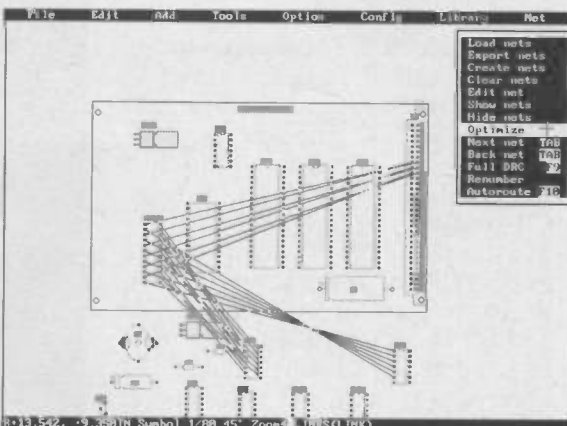
tsien

Tsien (UK) Limited
Cambridge Research Laboratories
181A Huntingdon Road
Cambridge CB3 0DJ UK
Tel 0223 277777
Fax 0223 277747

All trademarks acknowledged



Full analogue, digital and SM support - ground and power planes - 45 degree, arced and any angle tracks with full net-based Design Rule Checking.



Optimized placement by displaying ratsnest per component. Lines indicate the unroute nets.

HIGHLIGHTS

- Net list import from OrCAD, Schema etc.
- Graphical and manual netlist entry
- Top down modification for ECOs
- Forward and back annotation
- Component renumber
- Effortless manual routing
- Fully re-entrant gridless autorouting
- Simultaneously routes up to eight layers
- Powerful component placement tools
- Copper fill
- Curved tracks
- Extensive Design Rule Checking
- Full complement of CAM outputs
- Support and update service
- Reports generator
- Gerber, PostScript & DXF output
- Full SMD support

Don't just take our word for it. Call us today for a FREE Evaluation Pack and judge for yourself.



CD-I Arrives Five Months Early

Is Compact Disc Interactive the future of home entertainment or just a passing fancy? Will Philips beat Commodore to set the standard? Arthur King answers has the answers.

Five months earlier than anticipated, Philips has started to sell CD-I multimedia players in Europe, starting right here in the UK. The price is £599 including VAT and a voucher towards £50 worth of CD-I discs. Currently there are only 32 titles available but 5-6 additions are expected per month which will probably amount to a selection of around 70 by Christmas. 25 outlets in London are already selling CD-I players in London and a dealership network of 500 outlets is planned in time for the all-important Christmas period.

A demonstration of CD-I full motion video left many at the London launch event feeling that a major breakthrough had been made in digital video on compact disc, though full motion video (FMV) won't be available until the end of this year.

The arrival of CD-I (Compact Disc-Interactive) in Europe follows its US launch almost a year ago at the CES Summer exhibition in Chicago. The US got priority partly because Philips decided to concentrate on the home territory of CD multimedia rivals Commodore with its CDTV system. Philips describes its US launch as 'highly successful' but there are no figures to support this.

There was also an optimistic hope that by autumn 1992, the planned European roll-out date for CD-I in Europe, FMV would be ready. Instead, Philips in the UK decided not to wait for the autumn and so has released the basic specification consumer model 205 CD-I player, which is similar to the version being sold in the States but television standards differences.



Philips CD205 CD-I player.

The expectation is that FMV will be available as a plug-in hardware upgrade module by the end of the year and Philips says it will be "affordably" priced.

What is CD-I?

CD-I is designed with a huge and sometimes confusing array of abilities. A basic CD-I player, which looks just like a typical HiFi music CD system, can play ordinary music CDs. The Philips 205 model has bitstream digital sound shaping as standard so it should have respectability in a good HiFi set up. However, CD-I is all about visuals.

After hooking your CD-I player up to the TV you can play CD+G (CD with graphics) compact discs. These are normal music CDs with a sub-track which plays back as graphics on the screen - either in

the form of crudely animated images or lyrics displayed in time with the music. CD+G titles are slowly gaining popularity, especially with the current interest in Karaoke sing-alongs. Player controls and status are displayed on-screen when selected. The display includes track numbers, forward, reverse, stop, pause and play icons plus a clock/timer and readouts to indicate other functions like shuffle, repeat, CD tray open, and so on. Functions are selectable by moving a pointer with the supplied cordless thumb controller.

An important coup for CD-I was agreement with Kodak to incorporate Photo CD (PE - February) into CD-I's specification. All CD-I players will be able to display high quality photographic images shot on ordinary 35mm film and archived digitally on Kodak's

new CD-based storage medium. The quality is very good too – much better than a still-video frame, for example.

All the features listed so far serve merely as icing on the cake. CD-I combines digital audio and graphics with interactive control, essentially a definition for multimedia. CD-I discs with their 650Mb capacity can be fully illustrated electronic books which you can read, watch and listen to. CD-I lets you halt playback, advance forward or backwards like a tape player, jump to another chapter, stop and answer some questions and jump back to continue with the passage you were originally on, plus a number of other functions. Part screen motion video clips are already incorporated on some of the initial 32 titles available for CD-I.

Undoubtedly CD-I will become a key training and educational tool. One CD-I title, Cartoon Jukebox, illustrates this impressively. The disc is aimed at youngsters and combines a simple paintbox facility with some beautifully animated cartoon characters, almost as though they were lifted from a Hannah Barbera cartoon. The idea is that while the colourless characters are performing a song and moving around the screen you wield a huge paintbrush to a dollop 'paint' on the scene. You can stop the action and colour it in with more care and accuracy, start from scratch, restart or choose another of the fifty cartoons to paint. This particular title was highly impressive and hopefully fully

The Hardware

Philips CDI205 technical specs (European model):

Playback:

CD-I, CD digital audio (DA), CD-DA and Graphics (CD+G), Photo CD.

Interfaces:

RF+Channel selector

Pal Video (CVBS) out

SCART (CVBS + RGB)

S-Video

Stereo Audio

Thumbstick control

Pointing device infra red sensor

RS232 serial

Audio digital to analogue conversion: Bitstream sound shaping.

Optional extras:

CD-I Roller Controller: a large trackerball aimed at children CD-I Trackerball: A PC quality desktop trackerball

CD-I Mouse: Futuristic looking PC-style mouse CD-I Joystick

All connect via the serial interface at 1200 baud.


representative of the quality of CD-I titles in general.

Another interesting CD-I title, Time Life Photography, is an electronic interactive version of the well known books on how to improve your camera toting technique. CD-I lets you 'take' pictures and see the results of under and over exposure, varied lighting conditions, composition and so on. You're not actually using a real camera, but controlling a 'virtual' one via a joystick. Opera fans might like to try Pavarotti: O Sole Mio, a CD-I disc which combines various CD-quality soundtrack performances by the opera maestro with interactively accessible displayed information about the pieces being performed plus trivia and images relating to the great

man's life.

After an interactive learning session, time for some leisure. CD-I isn't just a playback system, it has computing ability too and it has the potential to be a mean video game console. How about the old favourite, Battleships? CD-I brings the classic board game into the electronic age with recorded sound effects and part screen motion video clips of real battleships in action. There's also backgammon, Sargon Chess and a new angle on Connect Four. If those are just a little too basic, Pinball begins to show what CD-I is capable of. Well designed graphics, smooth scrolling backgrounds and fast moving animation are combined with realistic sound effects. Nintendo has already been signed up by Philips to provide established console characters like Super Mario, and the rest for future CD-I game releases.

Perhaps the best known leisure title on CD-I is a golf simulation which has been demonstrating CD-I at multimedia shows, conferences and exhibitions for longer than I can remember. This has now been finished into a commercial title called The Palm Springs Open. Animated players are combined with real-life views of courses and opponents. At a glance it's difficult to tell that the scene is semi-artificial. You even get commentators advising you on your swing.



The CD-I trackerball.

Full Motion Video

The consequences for CDTV

The saying goes that Commodore saw its opportunity for a multimedia device similar to CD-I after Philips' continued inability to get CD-I anywhere near a production schedule. Commodore suffered a year long delay itself, but CDTV reached the shops six months ahead of Philips in the US and a year ahead here in the UK. A CDTV player looks remarkably like a CD-I player – both look like a typical front loading stacking HiFi CD player anyway. But the CDTV has Commodore Amiga personal computer internals, hence the short development cycle.

Unfortunately, CDTV's relatively puny custom chips and central processor were never designed to do the specific tasks demanded of a pukka multimedia system. What Commodore has achieved with CDTV is commendable, but software quality has been patchy, there's no way some of CD-I's truly impressive graphics and audio can be matched by CDTV in its

present form and there's no Photo CD compatibility or prospect of full screen FMV.

There's not much evidence that CDTV's advantage in getting to market early has established an unassailable lead. Commodore can't compete on quality, but it probably can on price. A CDTV player is £100 cheaper than a CD-I one and that difference could extend to £200 if Commodore drops the price further to £399. To counter that, Philips only has to remind us that big guns like Panasonic and Nintendo are committed to CD-I while both Sony and Sanyo have demonstrated prototype portable CD-I players. Then there's that superb FMV module in the wings and Philips' superior connections in the consumer electronics retail business. It could be Betamax versus VHS all over again, except unlike Betamax, the loser won't be the inferior technology this time.

To be frank, hardened technology journalist acquaintances of mine were heard to be muttering that CD-I does nothing more than was promised. It's polished multimedia and it works very well, but where is the FMV? This aspect of CD-I nearly ran the whole project into the ground a few years back. Full motion video, comparable to VHS video tape, had been promised as far back as 1986. For several years Philips struggled with the technology, indeed giving up at one stage and starting literally from scratch. It's clear that Philips'

perseverance, with some hardware assistance from Motorola, has paid off. If the demonstration we were shown is anything to go by, Philips has at last delivered the long promised CD-I capability over 70 minutes full motion video with a stereo sound track. This has been achieved through 100:1 data compression using advanced MPEG coding combined with technology borrowed from DCC (digital compact cassette) for the audio. We were shown a clip from the start of the Bond Movie Licensed to Kill. No doubt this was to show CD-I

FMV could cope adequately with all the action showing Timothy Dalton being pursued at high speed around the Rock of Gibraltar by terrorists. The picture looked a little washed out, though that was more than likely to do with the video projector at the screening rather than the CD-I reproduction. There were no noticeable glitches or the characteristic telltale pixel mosaics discernible in other CD-based FMV systems.

The potential for CD-I full motion video is enormous. The medium is slightly too short for full length feature films, but CD-I FMV could spawn a new market in pop videos and TV programme re-releases as well as interactive movies. The technology must have an impact on the older analogue video disc standard which failed here in the UK but is still popular in the US.

To put the two technologies in perspective, CD Video singles are hard pressed to contain more than 15 minutes of action compared with the theoretical maximum of seventy four minutes CD-I FMV.

However, we might not see a rush of FMV releases even after the FMV upgrade module becomes widely available. Apparently this is because currently the coding technique apparently needs a fair amount of expert human intervention at the



Kodak's photo CD is CD-I compatible.

Playing The Generation Game

John Brook surveys the current state of the electricity generating industry and takes a look at its future.

We all rely on electricity, it's what makes modern western lifestyles possible. It is used for lighting, from bedside lamps to kilometres of motorway, it powers electric motors in everything from hairdryers to locomotives. It powers all of our communications systems, TV, computers, central heating, cookers, in fact, electricity is probably the most flexible form of power distribution possible. So, where does it all come from?

The Centre Of The Circle

At the heart of almost all electricity generating systems is the star around which our planet revolves, the sun. All power sources used to generate electricity can be traced back to the sun. Fossil fuels such as coal, oil and natural gas are products of photosynthesis and of living organisms that depended on the sun for life. Waterfalls that are tapped for hydro-electricity are a product of the sun's energy impacting on the water that covers 71% of the earth's surface. The water is lifted into the air by evaporation and falls again when the humid air can no longer sustain the load. Tidal barrages use the daily change in water level caused by the sun and moon's gravity on the earth's surface water. Wind is generated by the sun warming certain parts of the earth more than others causing bodies of air to move around which can be tapped by windmills.

Direct sunlight itself can be used in a number of ways to produce electricity. The commonest is the solar cell which utilises the photoelectric effect to generate



The Joint European Torus in Oxfordshire is leading the research effort into fusion power.

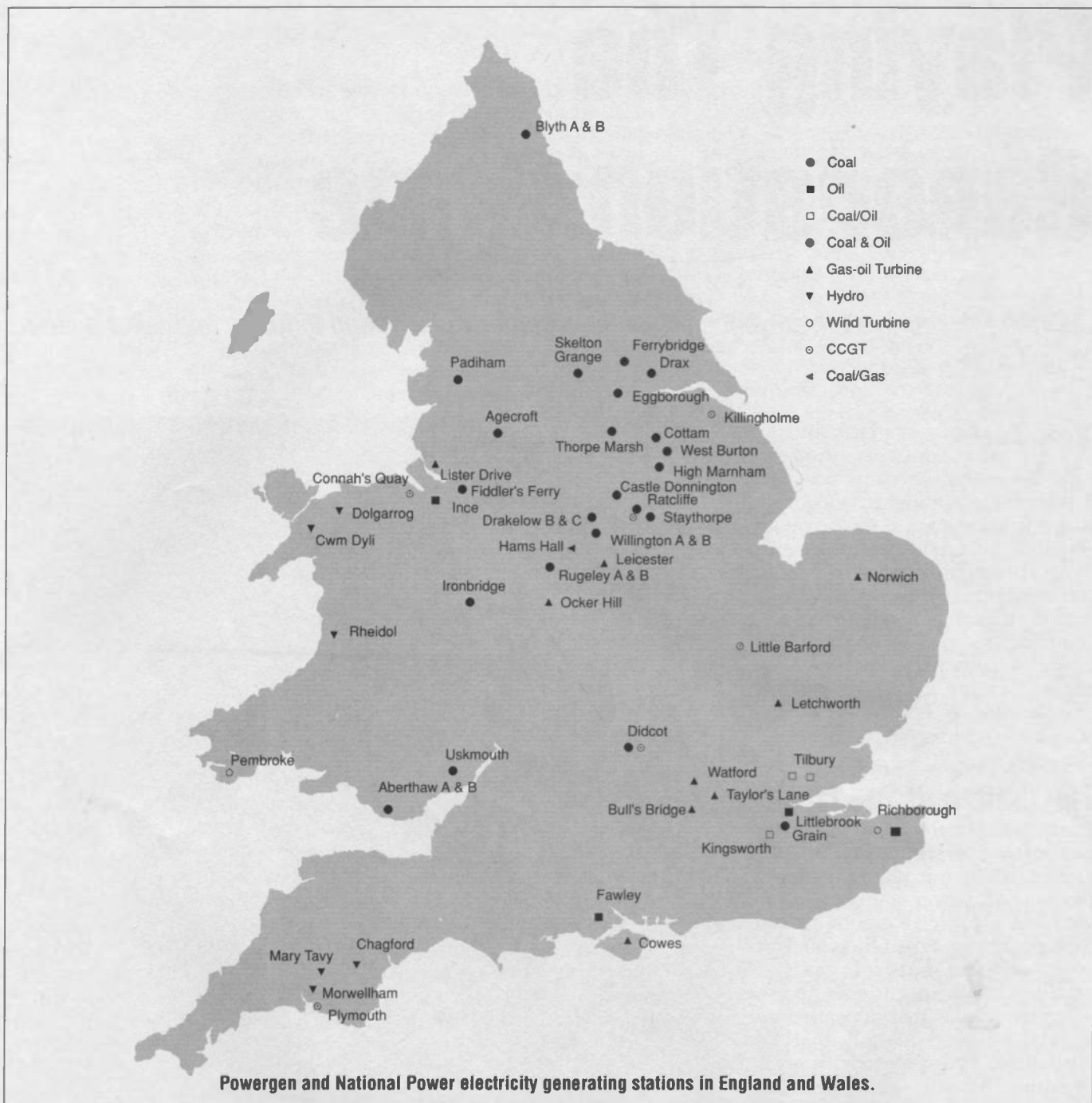
electric current. Other systems focus sunlight onto pipes containing water to turn it into steam which can be used to turn generators.

The exception is nuclear power. In both of its forms, fusion and fission, it uses fuels which are not directly dependent on the sun. Uranium, the heavy metal used in most atomic plants is formed in the heart of a supernova and the deuterium needed for nuclear fusion is found as a small percentage of hydrogen and is produced as a by-product of stellar fusion.

The Sun

The energy output of the sun is phenomenal. In one year it emits about 5.4×10^{33} J of which only 2.7×10^{24} J hits the earth. Most of this is reflected away by clouds and only 35% is absorbed. The power that reaches the ground is at most 1.2 kW/m^2 and on average only 0.8 kW/m^2 - to gain some idea of what this means, a one bar electric fire gives out around 1kW.

The surface area of the earth is approximately $5 \times 10^{14} \text{ m}^2$ of which about half is illuminated by the sun



Powergen and National Power electricity generating stations in England and Wales.

at any one time giving around 2×10^{14} kW per year reaching the earth or 2×10^{11} kW per hour. Whichever way you look at it, this seems like an awful lot of power, or is it. Power companies talk in terms of selling Tera Watt Hours (Tera is 10^{12}) – the total UK market in 1990/91 was approximately 271TWhours and the total consumption of the planet is, well, rather a lot more than this.

Power Sources

The majority of power generating systems in England and Wales burn coal and are operated by two

companies, Powergen with 28% of the market and National Power with 46%. As well as fuel dug out of the ground, a few power stations burn gas and some burn oil. A minority use hydro electricity and there are a couple of wind turbine systems (see map).

In the traditional power station, coal is burned and the heat generated used to turn water into steam. The expansion of water into steam creates a high pressure gas which is forced through turbines whose spinning shafts are connected to electrical generators. These in turn produce alternating current electricity which is

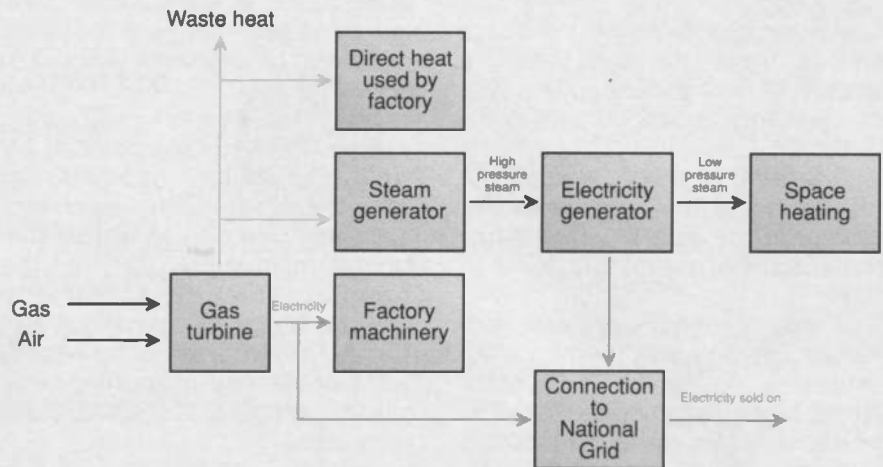
transformed up to a very high voltage and connected to the national grid. This power distribution routes electricity to where it is needed in the country. On reaching its destination, the voltage is stepped down to 240V and fed into the home where it can be used.

Alternative heating sources to coal are oil, gas or nuclear. Unfortunately, although all of these are relatively efficient and produce great quantities of heat on demand, each has its drawback and none of them, are particularly friendly to the environment. By far the cheapest heat source is coal but,

Power From Chips

An alternative to the massive National Grid where anyone can extract exactly the amount of power they need, is to generate power just where it is needed. A combined heat and power system (CHP known by its acronym "chip") uses a fuel such as gas to generate electricity, steam and heat. When used in a factory situation, the electricity can be used to drive the machinery, the steam for space heating and the exhaust gases from the turbine generators for drying. The idea is to create a flexible system that fulfils the needs of the customer in an efficient way. A basic system is shown in the accompanying diagram.

Gas and air coming in are burnt in a gas turbine which turns a generator to produce electricity. Excess heat can either be sent up a chimney, used to heat steam for another generator, or used in



factory processing. High pressure steam can also be used directly by the factory or, after it has been used to generate electricity, it can be used for heating the buildings.

Finally, any spare electricity can be sold off to the National Grid to recoup some of the original gas costs.

unfortunately, it produces quite a lot of sulphur and oxides of nitrogen as waste which, when they combine with rain water, produce acids capable of damaging trees and polluting lakes and rivers, sometimes hundreds of miles from their source. Most power companies are upgrading their generating systems to filter out the sulphur with flue gas desulphurisation (FGD) and reduce the nitrous oxides with low NOx burners. FGD is able to remove up to 90% of the sulphur which is turned into gypsum (calcium sulphate dihydrate) and sold on to the building trade. Other wastes such as the ash from the spent coal and the warm water left over from the steam generating system can also be sold and used - recycled heat from

National Power's Drax station in North Yorkshire is used to help grow around 5000 tonnes of tomatoes and peppers a year.

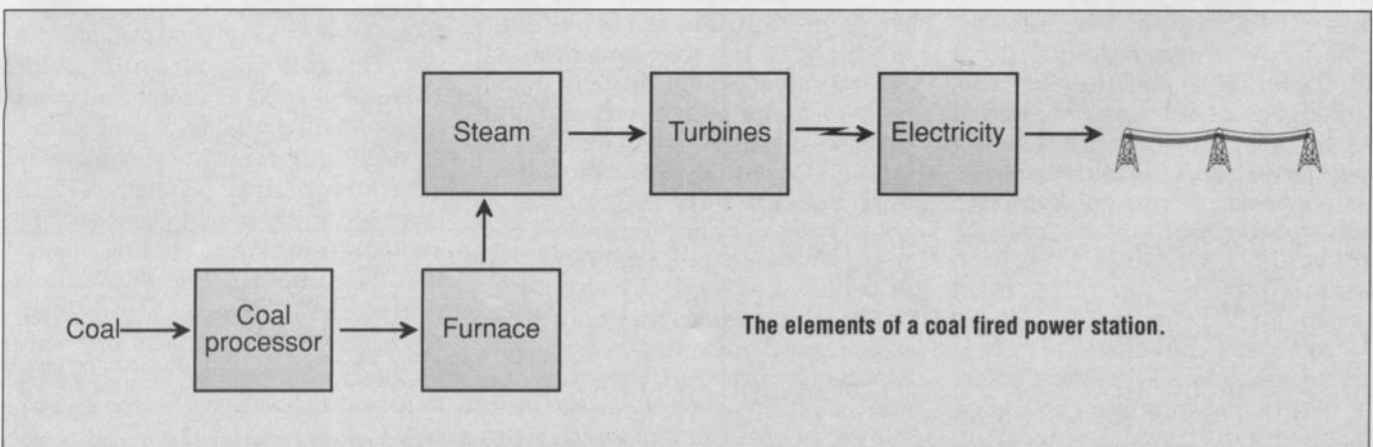
Making Steam

The latest generation of electricity generating stations will be more efficient than its predecessors. The combined cycle gas turbine (CCGT) uses gas to drive the turbines in much the same way as jet engines. These turbines will produce energy in the usual way via electricity generators but instead of wasting the hot gases from the turbines to the air, they are fed into a steam making system which, in turn, drives its own generators. This gives a fuel efficiency of around 50% compared with between 35%

and 38% for conventional coal fired stations.

Probably the most publicised electricity generating system in the UK is nuclear even though it generates a very minor part of electricity used in the country. On the face of it, nuclear power is clean, efficient and relatively cheap, especially when considering that its fuel produces several thousand times the heat than the equivalent weight of coal does. It doesn't pollute the atmosphere with carbon dioxide, sulphur or nitrous oxides and, in some cases, is able to breed its own fuel.

Unfortunately, there are some drawbacks. One of the most obvious is that the fuel is highly radioactive and very dangerous to the environment should it



Power Transforming

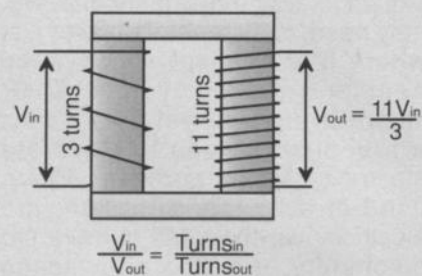
The reason for using high voltages comes from the fact that the amount of heat generated in a wire by resistance is proportional to the current.

The heat in a wire equals the resistance of the wire times the current in the wire squared times the temperature of the wire or $H=RI^2T$

A way around the problem is to reduce the current in the wire while retaining the same amount of power being transmitted. Since the power in watts is defined as the voltage times the current,

increasing the voltage will reduce the current for the same amount of power.

The first power generating systems in the USA, devised by Thomas Edison, used direct current. Unfortunately, electricity generating stations had to be within about a mile of the users as the power losses were so great. The invention of the AC generator and efficient transformers by Nicola Tesla made the modern power industry with its National Grid, practicable.



accidentally leak. Because of this, nuclear power plants cost a great deal of money to build as they have to have large number of safety and safety backup systems. During their operational lifetime they become radioactive and since they don't last forever, nuclear plants cost far more to decommission than equivalent coal or gas fired plant, all of which must be taken into account in the running costs. Perhaps the biggest problem is that with names such as Windscale, Sellafield and Chernobyl, the amount of public ill-will directed towards them is tremendous and will probably prevent the installation of any new nuclear stations apart from those that already have planning permission. The nuclear dream may have seemed good at first sight but in the long run it has been very costly.

What may save nuclear power from becoming just another page in history is the development of fusion. Unlike its dirty cousin fission, which requires heavy elements and creates all sorts of long lived radioactive nasties, fusion power uses a deuterium, a fuel plentiful in the oceans. Although it does create radiation, it is generally short lived and so not too dangerous. Unfortunately, fusion power is not yet available and probably won't be for the next 50 years. Although research establishments like the Joint European Taurus (JET) in Oxfordshire have made great strides towards a working system, the money and commitment needed to build a full scale generating

station will require the joint input of the major world powers.

Perhaps the cleanest and most environmentally friendly ways of electricity generation are from the wind, the mountains, and, possibly, the waves.

Hydro electricity has been around since the end of the last century. The harnessing of the Niagara falls was an heroic engineering achievement. Since then, a large number of hydro schemes have been set up. Unfortunately, they cannot be used where there is no head of water – some decent hills are required – and it helps if it rains a lot. The other drawback is that, in many cases, dams must be put across rivers flooding large areas of land which could be put to other uses or may be of interest ecologically.

Wind power may also seem like an environmentally correct solution to electricity generation. Unfortunately, the number of wind turbines needed to produce the amount of power created by one conventional power station is quite large. In addition, the wind does not blow all the time and from an environmental point of view, wind farms – large collections of wind turbines – take up large amounts of land and are quite noisy. However, once they are built their power is relatively cheap and the maintenance not particularly difficult.

Another system that may seem like a good idea is wave power, especially since the UK is an island and has quite a windy west coast. Wave power has many of the

drawbacks of wind power: a large number of generators are required, they take up quite a lot of space and waves don't occur all of the time – maintenance could also be tricky when the weather is bad.

Other possible systems for generating power are geothermal, where the heat in the earth's mantle is used to turn water into steam, solar power – either direct electrical, or using some sort of focusing system. Unfortunately, these are all very small scale and will probably never be able to cope with the demand.

An Electrical Winter

In the long run it seems that the massive demand for electricity will have to be reduced. Unless a new technology comes along, for example, a working nuclear fusion system, there will come a time when electricity will be both expensive and scarce, especially in the quantities we demand now. Using it to heat a house will soon be thought of as very wasteful and the current profligate outpourings for "luxuries" such as street and road lighting will probably have to stop.

Electricity is such a flexible way of transporting power, it will continue to be used in one way or another. If we are to continue using it at the same rate, the only hope is that a cheap, efficient, environmentally friendly and safe method of production can be found before our fossil fuels finally run out. ■

LOW COST RANGER1 PCB DESIGN FROM SEETRAX

- Circuit Schematic
 - Circuit Capture
 - PCB Design
 - Host Of Outputs
- All-In-One Design System**

£100

Fully Integrated Auto Router

£50

Ask Us About Trade-In Deals

Call Now For Demo Disk on 0705 591037

Seetrax CAE • Hinton Daubnay House

Broadway Lane • Lovedean • Hants • PO8 0SG

Tel: 0705 591037 • Fax: 0705 599036

REDUCED PRICE!

What The Press Said About RANGER1
 For most small users, Seetrax Ranger1 provides a sophisticated system at an affordable price. It is better than EasyPC or Tsien's Boardmaker since it provides a lot more automation and takes the design all the way from schematic to PCB - other packages separate designs for both, that is, no schematic capture. It is more expensive but the ability to draw in the circuit diagram and quickly turn it into a board design easily makes up for this.
Source JUNE 1991 Practical Electronics

Pay by Visa or Access



CRICKLEWOOD ELECTRONICS

1992 CATALOGUE

 BOOKS	 BOXES & CASES	 CABLE & WIRE	 CAPACITORS
 CONNECTORS	 KITS	 RESISTORS	 SEMICONDUCTORS
 SPEAKERS	 VIDEO HEADS	 SWITCHES	 TOOLS & TEST GEAR

NOW FREE

COMPONENT CATALOGUE.
ONE OF THE BEST RANGES AVAILABLE

NAME.....
 ADDRESS.....

 POSTCODE.....

CRICKLEWOOD ELECTRONICS LTD, 40 CRICKLEWOOD BROADWAY
 LONDON NW2 3ET. TEL 081 450 0995, 081 452 0161 FAX 081 208 1441



THE NAME IN INNOVATIVE COMMUNICATION PRODUCTS

**STOP NUISANCE CALLS
 PROTECT YOURSELF AGAINST UNWANTED
 TELEPHONE CALLS
 DL20 TELEPHONE CALL
 FILTER-MONITOR-ANSAPHONE**

- ★ Call-Screen: Displays the number of incoming calls before the telephone is answered
- ★ Call-filter: No more unwanted calls
- ★ Call-Counter: Check number of calls on return
- ★ Call-Register: Stores 40 incoming call numbers and the time of call
- ★ Call-Monitor: Listen to any noise in your home/office by a secret code when calling
- ★ Normal time display
- ★ Memory back-up during power cut
- ★ Can connect both tone or pulse telephone systems
- ★ 20 phone number memories can be stored and recalled
- ★ OGM: To record a personalised outgoing message



£118.29

all prices are exclusive of VAT £3pp cut

NORTHERN MARKETING CONCEPTS



24 HOUR ORDER
 HOTLINE
 TEL (09442) 8887



Also suppliers of -
 SCANNERS • TELEPHONE RECORDERS • COMPUTER-AIDED
 SURVEILLANCE SOFTWARE

Please note that certain equipment may need approval before connection or use

Telephones Into The 21st Century

Comms will be king, one way or another as three new phone systems take their places for the portable stakes. Ian Burley gives the low down.

This month a look at what's on offer just around the corner in the form of advanced personal communications. Plus Psion provides a cellular radio modem for its HC hand held computer, Canon improves its Ion still video camera, PC modems are now credit card sized and do you remember the Keyline project?

What Would Beattie Say?

As we rapidly approach the end of the 20th century, could Thomas Edison and Alexander Grahame Bell have ever imagined the rapidly


expanding diversity of the technology they pioneered just a hundred years earlier? After decades of gradual refinement, recently culminating in the digital exchange, telephony is poised for rapid development. The race is already on to offer the winning way to carry your voice, as well as pictures, around the world in the not so distant future. The established phone companies no longer enjoy a monopoly in their industry. Cable TV companies are competing to replace the traditional phone line into their customers' homes and even electricity companies are proposing a phone network which will use the mains electricity supply as the transmission medium. It's already possible to buy gadgets which provide phone extensions using the electricity ring main your house.

Cellular radio phones, despite comparatively high running costs, have been a huge success – especially in the UK where there are well over a million users. But congestion and cellular's reliance on old fashioned analogue radio communications means the cellphone is a first generation precursor to some far more ambitious mobile personal communications systems.

Already under trial in the UK and soon to be launched nationally is an incompatible but



Motorola digital GSM cellular phone



Motorola Iridium satellite-based global phone

improved cellular phone system known as GSM (Groupe Speciale Mobile). Unlike conventional analogue cellular telephony, GSM uses digitally encoded radio communications between the handset and local base station. Sound quality is better and is not susceptible to distortion when the signal strength weakens. Another important advantage is that more calls can be squeezed into the available band-width.

One headache typical of existing cellular phones is that the special code number which makes the identity of a phone unique to the network, the ESN (electronic serial number), is programmed semi-permanently into the phone. Changing phones means having your supplier to re-program them using a special (and expensive) rig. You can forget about borrowing

Motorola Silverlink CT2 Telepoint.



your mate's phone if you want to get calls to your own number – unless you're happy with the extra expense of call diversion.

With GSM phones the ESN is held in a standard credit card sized smart card. Plug the card into any GSM phone and it becomes your own personal phone. Hire cars will have GSM phones built in, you will be able to hire personal GSM phones at railway stations and airports, or how about receiving calls to directly to your seat on an airliner? Changing or borrowing a hand-set will become an accepted norm. GSM also offers the prospect of fast and error free mobile fax and data communications.

So GSM is the future for personal telephony. Well, not if the backers of PCN (personal communications networks) get their way. The philosophy behind PCN is simple; remove the spaghetti from telephones everywhere through the application of advanced digital radio communications. The optimistic forecast is that early into the 21st century most of us will have a PCN phone in their pocket instead of a land line into the house. It's perfectly logical – why put up with a phone which is glued to your house or office when you can take a PCN phone wherever you go? And that's literally everywhere. The grand plan this side of the Atlantic is for a pan-European PCN network; your PCN phone will go with you on holiday and business trips.

OK, so we'll all be using PCNs and the Star Trek ideal of a pocketable personal communicator will be realised at last. Especially since we might actually be talking to each other via 77 low earth orbit satellites relaying a global mobile phone network. This is the Motorola/Inmarsat Iridium plan, which makes adjectives like 'ambitious' just a little cliched.

The technology on offer is dazzling, but as recent history reminds us, getting commercial services successfully off the ground is not guaranteed. Last month brought the news that Hutchison Telecom had belatedly launched their Rabbit public cordless Telepoint digital phone network. In a blaze of publicity and speculation four operators had been awarded Telepoint licenses two years earlier but all save Hutchison have since withdrawn their services. Admittedly Telepoint's specification, which meant users could only receive incoming calls via a personal base station at home, was considered half baked

by critics. However, PCNs, GSM and Iridium are all highly specified and well thought out technologies – and all three are failing to find a sympathetic press.

Panasonic has started advertising its GSM phones, though its ad copy indicates frustration that there is as yet no service for them to operate on. Technical problems, a lack of suitable test equipment and incomplete base station coverage in the country has delayed GSM. It's a similar story with PCNs, with launch schedules being put back as much as two years. PCNs and GSM networks will be competing against each other. The former claim their services will be cheaper and better – naturally this is rejected by the GSM lobby. Meanwhile the Iridium project lurks in the background, struggling to gain credibility.

All this confusion leaves the poor old customer out in the cold. Even when GSM and PCN eventually launch, the customer might welcome the choice, but it will be a very difficult decision.

Psion Goes Mobile

Staying on the subject of mobile communications, Psion has announced a joint venture with

Psion/Motorola portable radio terminal





Motorola to produce a cellular radio data modem for the HC-series hand held computer, the industrial cousin to Psion's new Series 3 personal pocket computer. Motorola's new RPM405i integrated Radio Packet Modem is incorporated in a neat and compact expansion module for the HC unit. The modem provides real time two way wireless data communication and besides the UK it will work in

several European countries as well as the US and Canada. Psion believes there is a large pent up demand for a mobile terminal which can offer instant access to remote databases, both for accessing information as well as delivering locally gathered data.

Motorola claims the RPM405i is the world's smallest and lightest radio designed for data transmission. Users will be able to connect via the Hutchison Mobile and RAM Mobile Data cellular networks in the UK. A Psion HC computer fitted with the Motorola modem is likely to cost about £1500 when the package

starts shipping at the end of this summer.

Psion UK: Tel.071 262 5580.

Keyline Into Production

Regular PE readers might just remember my enthusiastic scribbles about the Keyline project over two years ago (PE June 1990). Keyline was devised by ex co-founder of Acorn Computers,

Chris Curry. He envisages a simple to use but powerful portable terminal which plugs into the phone and provides the user with teleshopping and access to other services like financial management, booking and even telebetting. The 'power' in the terminal is its ability to accept natural language commands akin to the spoken word. Something like "Order a tin of baked beans and a loaf of brown bread" could be just as easily interpreted by the Keyline terminal's intelligent parser as "I would like one loaf of brown bread and a can of baked beans." Further features like a identification of preferred brands and electronic cash payment via smart cards were also included.


Keyline should have been launched in the Autumn of 1990. Then everything went very quiet. However, nobody declared the project dead and it appears that the small but dedicated Keyline team based in Windsor has not only endured the last two frustrating years, but is now seeing some reward to their patience.

Although a Keyline teleshopping service has not yet been announced, the company has revealed it has secured enough financing to place a £7 million order with London-based Anders Electronics Ltd for the manufacture of the initial batch of terminals in Hong Kong. Keyline spent a great deal of time integrating the electronics of the terminal in order to keep manufacturing costs down to around £50 a unit. This could mean the order is for around 100,000 terminals - certainly no pilot project. Hopefully there will be further news of Keyline's progress later in the year.

New Still Video Camera

It's ten years since Sony first showed the prototype Mavica still video camera which stored pictures instantly on a compact magnetic disc. Three years ago the first mass-market cameras developed from the Mavica were launched by Sony and Canon. Now Canon has taken the basic Ion camera specification, added a three times autofocus zoom lens and a high resolution option for sharper pictures. The result is the new Canon Ion RC560.

Images are still recorded in



Keyline Teleshopping Terminal.



Canon ION RC-560.

analogue form on Mavica-compatible 2in floppy disks. In high resolution mode, twice as much disk capacity is used per picture, so only 25 high resolution images can be stored on a single disk compared to 50 ordinary images. Another new facility provided by a wireless remote control is the ability to display a montage of up to 25 images from the disc all at once. The user can also re-arrange the order of pictures and delete any that are unwanted.

Canon has already produced a package based around the Ion RC560 aimed at Apple Macintosh computer users looking for a portable computer presentation system or a convenient image capture system for desktop publishing.

It's good to see the original Ion's very basic fixed focus/focal length glassware being replaced by a much more useful zoom lens with autofocus. Unfortunately the RC560 doesn't come cheap - expect a price tag of around £2000 for the Apple Mac package when it starts shipping later this year.

Credit Card Modems


PCMCIA - or Personal Computer Memory Card International Association, the emerging standard for plug-in computer expansion devices no larger than a credit card, has spawned a new generation of diminutive but full-function modems. Wimbledon-based Dataflex Design has already started selling such a device; the Dataflex Modem 2400+. This is an industry standard (Hayes AT command compatible) modem

offering data transmission speeds up to 2400 bits per second (bps), which is V22bis conformant. MNP class 4 data error correction and class 5 compression are incorporated. The modem itself is just 5mm thick. An external Line Adapter Module about the size of disposable cigarette lighter is provided for connection to the PSTN (public switched telephone network).

New computers are increasingly fitted with PCMCIA slots, notably the new Commodore Amiga 600 (see PE June), the Atari/DIP pocket PC and many new notebook and palmtop PCs. External interface boxes for conventional desktop PCs are available to enable PCMCIA cards to be used as well.

Dataflex uses an Intel developed chip-set for its PCMCIA modem, but already the US telecoms giant, AT&T, has announced an even faster chip set which will pack a V32 (9600bps) modem into the same tiny confines of a PCMCIA card. The AT&T modem will also be fax data compatible. Until recently, fast modems like this one often ran quite hot but AT&T has been constrained by power consumption limits imposed by the PCMCIA standard. Power consumption is rated at just 0.8 watts and this slips to 0.015 watts in 'sleep' mode.

Dataflex has priced its PCMCIA modem, including PC communications software, at £399+VAT. For more details call Dataflex on 081 543 6417. ■



Dataflex Modem 2400+

Subscribe to

PRACTICAL **ELECTRONICS**

SCIENCE AND TECHNOLOGY

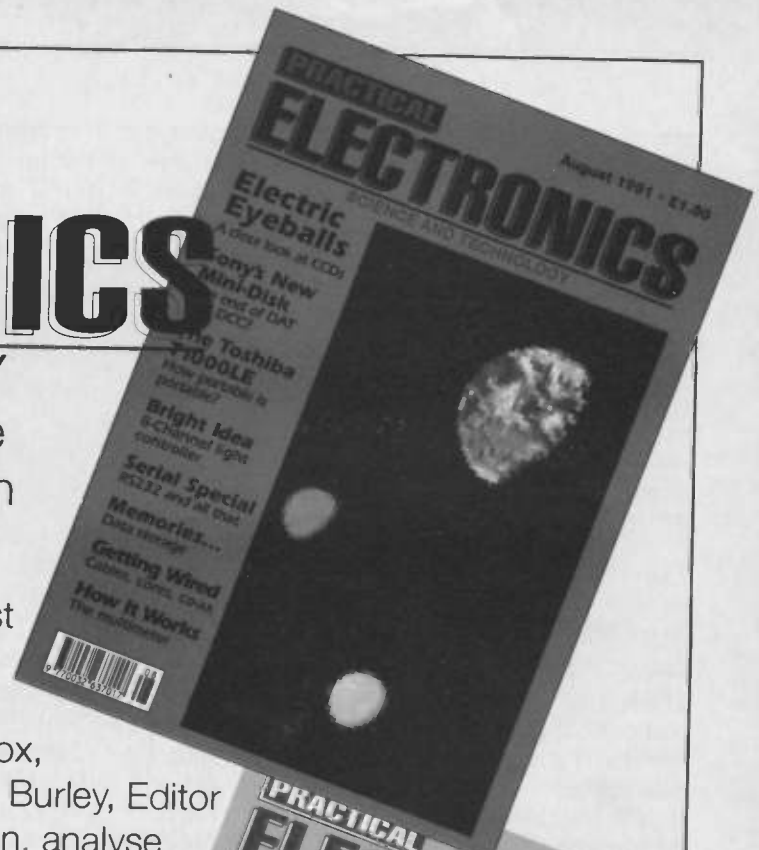
Every month we bring you the best coverage of the modern technical world.

Innovations has all the news of the latest developments, technical features explain the detail behind the glittering facade of technology, while writers such as Barry Fox, Technology Journalist of the Year and Ian Burley, Editor of BT's Prestel Micronet consumer section, analyse the growing role of electronics in everyday life.

Finally, for those of you who want personal hands-on experience of design and construction, our projects offer entry level designs and advanced challenges.

A 12-month subscription is only £18 (UK), £22 (surface mail) or £39 (air mail). Concessionary rates also available. Order by credit card on 081 743 8888.

Subscribe today and book your place in the electronic future.



Send to:

Intra Press, Intra House, 193 Uxbridge Road, London W12 9RA.

Make cheques/postal orders payable to Intra Press in £ sterling.

Please subscribe me to Practical Electronics for 12 months, starting with the issue.

I enclose a cheque/postal order/banker's draft for £.....

Name

Address

Town

County

Post Code.....

Or: Please charge my VISA/Mastercard

Number

Expiry date.....

Subscription rates:

UK post – £18, Overseas surface mail – £22, overseas airmail – £39.

Discount rates:

UK BAEC/Educational concession– £16.20, Overseas BAEC/Educational concession – £19.80 (surface mail only available)

Please enclose proof of BAEC membership or educational status.

Virtual Reality...

Vistapro

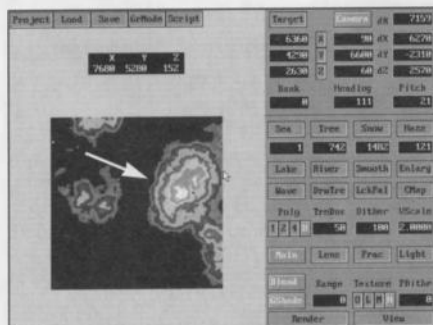
Kenn Garroch looks at an impressive program that can create and view three dimensional landscapes, add trees, rivers and even change the seasons.

Virtual reality has now become something we all take for granted. The idea that a world can be created inside a computer and then observed by a user is no longer revolutionary.

Most VR these days relies on real-time moving images to get its effect. However, the still pictures and multiple frames of Vistapro are still virtual reality even though they are not real time.

Requiring a reasonable PC with at least a 286 microprocessor, a mouse and VGA, Vistapro is a program for creating landscapes that can be 'walked around'. Once the basic contours have been created, the program can create views from any angle. Camera and target positions can be set either by mouse or by co-ordinates. The render option will then draw the picture as it would appear for an observer behind the camera. This, however, is only the beginning. The user can set the sea level, whether there are lakes or rivers, the tree line and tree type, the snow line and the amount of haze. The colours can be edited so that different times of day and year can be simulated from sunset to autumn. Even the colours as seen from another planet.

Vistapro comes with a selection



of scenes to look at, one of which is the Olympus Mons crater on mars. The colour scheme for this is appropriately red. However, by loading in another colour set, defining a sea level, some trees and snow, mars can be brought to life, literally. Once the built-in scenes have been viewed from every angle, a fractal generator allows new landscapes to be formed, zoomed into, stretched and transformed. The example shown at the top uses the set-up screen at the bottom. Everything is mouse controlled and although there are a few quirks, it is quick and easy to use.

One major drawback of the program is that for enhanced graphics modes – mainly super VGA (1024x768 pixels in 256 colours) – a special VESA screen driver is required. The program notes say that these can be obtained

from almost any bulletin board system. Admittedly, the various SVGA boards require different VESA drivers. However, after hunting around on CIX I found a file that had every driver imaginable. Why couldn't Vistapro come with this on the disk?

Video modes supported range from low 320x200 to 1024x768 (with the appropriate hardware). A special animate mode allows screens to be saved in sequence and a flyaround simulated with a separate viewer program.

Vistapro can create some stunning graphics and is available for both the Commodore Amiga and IBM PC. However, on a PC, getting the most out of the program requires a 386 or better, otherwise it's a bit of a good-time-to-make-a-cup-of-tea type of program.

Vistapro is available from all good software suppliers. ■

SURVEILLANCE PROFESSIONAL QUALITY KITS

No. 1 for Kits

Whether your requirement for surveillance equipment is amateur, professional or you are just fascinated by this unique area of electronics SUMA DESIGNS has a kit to fit the bill. We have been designing electronic surveillance equipment for over 12 years and you can be sure that all of our kits are very well tried, tested and proven and come complete with full instructions, circuit diagrams, assembly details and all high quality components including fibreglass PCB. Unless otherwise stated all transmitters are tuneable and can be received on an ordinary VHF FM radio.

UTX Ultra-miniature Room Transmitter

Smallest room transmitter kit in the world! Incredible 10mm x 20mm including mic. 3-12V operation. 500m range£16.45

MTX Micro-miniature Room Transmitter

Best-selling micro-miniature Room Transmitter
Just 17mm x 17mm including mic. 3-12V operation. 1000m range.....£13.45

STX High-performance Room Transmitter

Hi performance transmitter with a buffered output stage for greater stability and range. Measures 22mm x 22mm including mic. 6-12V operation, 1500m range.....£15.45

VT500 High-power Room Transmitter

Powerful 250mW output providing excellent range and performance. Size 20mm x 40mm. 9-12V operation. 3000m range.....£16.45

VXT Voice Activated Transmitter

Triggers only when sounds are detected. Very low standby current. Variable sensitivity and delay with LED indicator. Size 20mm x 67mm. 9V operation. 1000m range..£19.45

HVX400 Mains Powered Room Transmitter

Connects directly to 240V AC supply for long-term monitoring. Size 30mm x 35mm. 500m range£19.45

SCRX Subcarrier Scrambled Room Transmitter

Scrambled output from this transmitter cannot be monitored without the SCDM decoder connected to the receiver. Size 20mm x 67mm. 9V operation. 1000m range£22.95

SCLX Subcarrier Telephone Transmitter

Connects to telephone line anywhere, requires no batteries. Output scrambled so requires SCDM connected to receiver. Size 32mm x 37mm. 1000m range£23.95

SCDM Subcarrier Decoder Unit for SCRX

Connects to receiver earphone socket and provides decoded audio output to headphones. Size 32mm x 70mm. 9-12V operation.....£22.95

ATR2 Micro Size Telephone Recording Interface

Connects between telephone line (anywhere) and cassette recorder. Switches tape automatically as phone is used. All conversations recorded. Size 16mm x 32mm. Powered from line£13.45

UTLX Ultra-miniature Telephone Transmitter

Smallest telephone transmitter kit available. Incredible size of 1mm x 20mm! Connects to line (anywhere) and switches on and off with phone use. All conversation transmitted. Powered from line. 500m range£15.95

TLX700 Micro-miniature Telephone Transmitter

Best-selling telephone transmitter. Being 20mm x 20mm it is easier to assemble than UTLX. Connects to line (anywhere) and switches on and off with phone use. All conversations transmitted. Powered from line. 1000m range£13.45

STLX High-performance Telephone Transmitter

High performance transmitter with buffered output stage providing excellent stability and performance. Connects to line (anywhere) and switches on and off with phone use. All conversations transmitted. Powered from line. Size 22mm x 22mm. 1500m range£16.45

TKX900 Signalling/Tracking Transmitter

Transmits a continuous stream of audio pulses with variable tone and rate. Ideal for signalling or tracking purposes. High power output giving range up to 3000m. Size 25mm x 63mm. 9V operation.....£22.95

CD400 Pocket Bug Detector/Locator

LED and piezo bleeper pulse slowly, rate of pulse and pitch of tone increase as you approach signal. Gain control allows pinpointing of source. Size 45mm x 54mm. 9V operation£30.95

CD600 Professional Bug Detector/Locator

Multicolour readout of signal strength with variable rate bleeper and variable sensitivity used to detect and locate hidden transmitters. Switch to AUDIO CONFORM mode to distinguish between localised bug transmission and normal legitimate signals such as pagers, cellular, taxis etc. Size 70mm x 100mm. 9V operation£50.95

QTX180 Crystal Controlled Room Transmitter

Narrow band FM transmitter for the ultimate in privacy. Operates on 180 MHz and requires the use of a scanner receiver or our QRX180 kit (see catalogue). Size 20mm x 67mm. 9V operation. 1000m range£40.95

QLX180 Crystal Controlled Telephone Transmitter

As per QTX180 but connects to telephone line to monitor both sides of conversations. 20mm x 67mm. 9V operation. 1000m range.....£40.95

QSX180 Line Powered Crystal Controlled Phone Transmitter

As per QLX180 but draws power requirements from line. No batteries required. Size 32mm x 37mm. Range 500m£35.95

QRX180 Crystal Controlled FM Receiver

For monitoring any of the 'Q' range transmitters. High sensitivity unit. All RF section supplied as a pre-built and aligned module ready to connect on board so no difficulty setting up. Outpt to headphones. 60mm x 75mm. 9V operation£60.95

A build-up service is available on all our kits if required.

UK customers please send cheques, POs or registered cash. Please add £1.50 per prder for P&P. Goods despatched ASAP allowing for cheque clearance. Overseas customers send sterling bank draft and add £5.00 per order for shipment. Credit card orders welcomed on 0827 714476.

OUR LATEST CATALOGUE CONTAINING MANY MORE NEW SURVEILLANCE KITS NOW AVAILABLE. SEND TWO FIRST CLASS STAMPS OR OVERSEAS SEND TWO IRCS.

★★★ Specials ★★★

DLTX/DLRX Radio Control Switch

Remote control anything around your home or garden, outside lights, alarms, paging system etc. System consists of a small VHF transmitter with digital encoder and receiver unit with decoder and relay output, momentary or alternate, 8-way d11 switches on both boards set your own unique security code. TX size 45mm x 45mm. RX size 35mm x 90mm. Both 9V operation. Range up to 200m.

Complete System (2 kits)£50.95

Individual Transmitter DLTX£19.95

Individual Receiver DLRX£37.95

MBX-1 Hi-Fi Micro Broadcaster

Not technically a surveillance device but a great idea! Connects to the headphone output of your Hi-Fi, tape or CD and transmits Hi-Fi quality to a nearby radio. Listen to your favourite music anywhere around the house, garden, in the bath or in the garage and you don't have to put up with the DJ's choice and boring waffle. Size 27mm x 60mm. 9V operation. 250m range.....£20.95

**SUMA
DESIGNS**

THE WORKSHOPS, UNIT PE, 95 MAIN ROAD,
BAXTERLEY, NEAR ATHERSTONE,
WARWICKSHIRE CV9 2LE
VISITORS BY APPOINTMENT ONLY



0827 714476

Replacing Memory In a Flash

Is it the end of mass storage as we know it. Is the hard disk about to crash its last? Alan Howe looks inside the latest credit card storage systems to find out.

The age of the floppy disk and perhaps even of magnetic media in general is drawing to a close. The development of flash memory with its solid-state, small size, high speed and high density capabilities looks as though it will become the perfect replacement.

Three big names have recently announced Flash Memory products, AT&T, Advanced Micro Devices (AMD) and Intel. Each has its own technologies but all add-up to the same basic idea: a credit card sized storage system that is completely solid-state, holds up to 40Mbytes of data and adheres to a standard interface allowing it to be used with a range of computer systems.

In addition to the hardware, Microsoft, a leading software company has designed a special filing system and converted its (in)famous PC operating system, MS-DOS, to run from flash memory cards as though they were hard or floppy disks.

The Background

Modern computer storage comes in four main types, RAM (Read And write Memory), ROM (Read Only Memory), random access magnetic media such as floppy and hard disk drives, and serial access magnetic media such as tape streamers. For bulk storage, the disks and tapes currently offer the best value for money with the average floppy disk holding around 800kbyte for a cost of around £1 or less. Hard disks come to about £2 or less per megabyte (a 40Mb removable hard disk costs about £80) and tape streamers are cheaper still but access is quite slow.

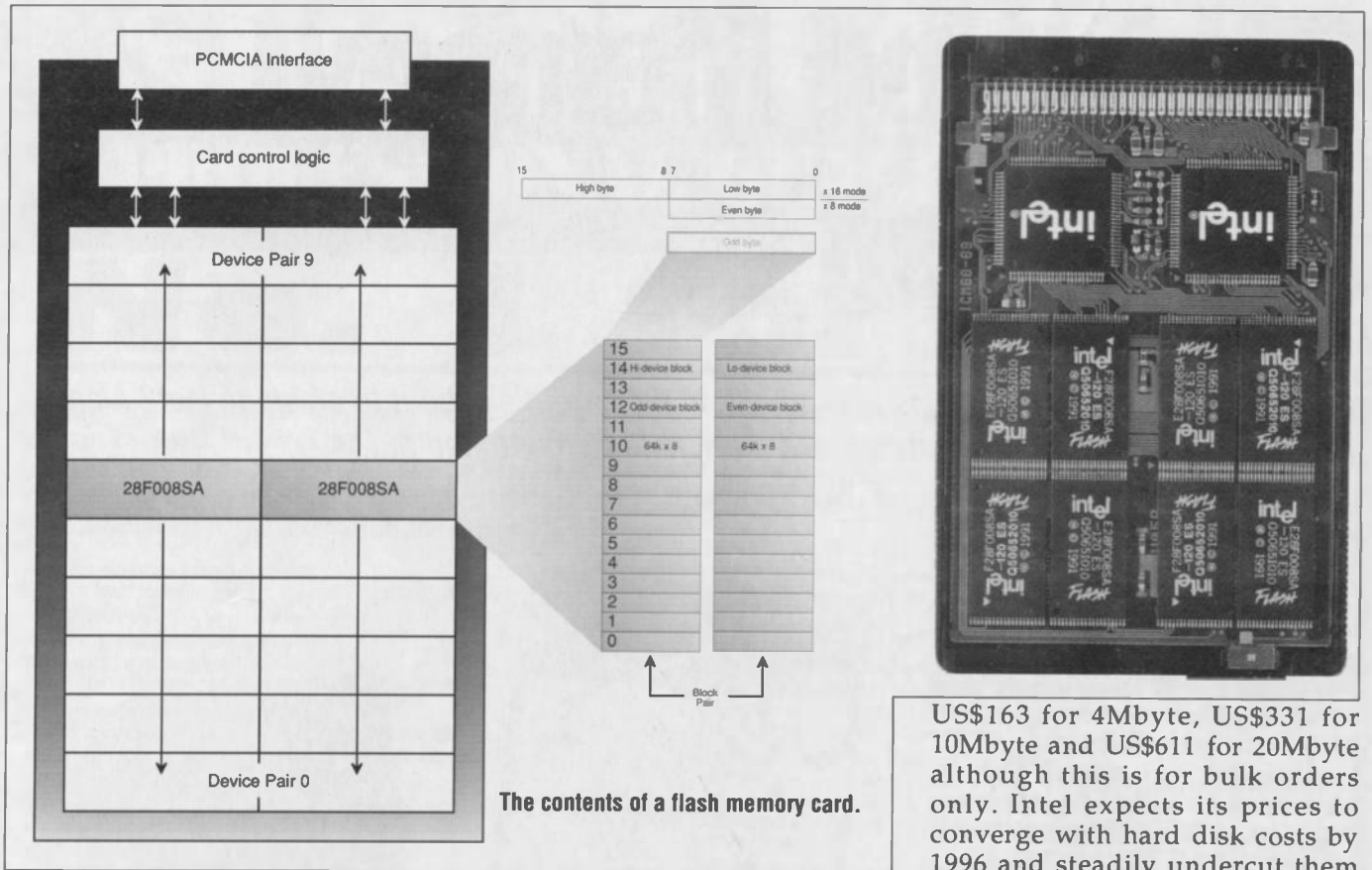


For solid state memory, RAM is still very expensive with an 8Mb memory expansion for a 486PC costing about £850 or around £100 per megabyte. At this level, it would be very expensive to duplicate a 100Mb hard disk in chip form. The other drawback is that RAM is volatile – its contents are lost when the power is removed.

An alternative solid-state memory system widely used in Psion Organiser pocket computers is EPROM – Erasable Programmable Read Only Memory. This can be written in much the same way as a computer memory but retains its data when the power is removed. Unfortunately, to change information that has been written, the whole chip must be

erased by exposing it to ultra-violet light for an hour or so. A more modern development is the EEPROM or electrically erasable PROM. This can be written and read in the same way as EPROM but erasing is by means of special high voltage pulses of electricity which means it can be written and erased while remaining connected to the computer.

Flash memory uses similar technology to the EEPROM. However, instead of reading and writing the whole chip in one go, flash memory chips are split up into blocks, each of which can be written or erased separately from the rest. The advantage of this is that altering data is just a matter of reading the contents of the block



US\$163 for 4Mbyte, US\$331 for 10Mbyte and US\$611 for 20Mbyte although this is for bulk orders only. Intel expects its prices to converge with hard disk costs by 1996 and steadily undercut them from then on.

into the main computer RAM – the smaller the block, the easier this is – and then erasing the block on the chip. Alterations are then made to the read data and the modified block written back to the flash memory. In practice, things are a little more complicated than this since each cell or block has only a life of 100,000 cycles. If one block were re-written repeatedly, it would wear out before the others and reduce the possible life of the chip. To get around this, special software attempts to spread the writes around the available blocks to extend their overall operational life.


consuming the least power but offering relatively slow access times. On the other hand, the Intel chips hold more data but in larger blocks. Table 1 shows a comparison between the AMD and Intel chips. Data on the AT&T system was only available for complete cards. These come in 2.5Mbyte, 5Mbyte, 10Mbyte and 20Mbyte sizes costing US\$425, US\$750, \$1400 and US\$2750 respectively – an average of US\$150 per megabyte. Intel's prices are

Flash File System

To get flash memory into the market place requires more than a push from the manufacturers. The technology has to be made to work in real situations an on real equipment. To this end, Microsoft has devised a special filing system that optimises the use of the memory cards.

The Competition

Of the three manufacturers currently making flash memory chips, Intel and AT&T seem to be ahead in terms of actually producing memory cards. AMD seem, so far, to have produced only the chips. However, it is the capabilities of the chips that are most important, especially such things as power consumption, supply voltages, access times and the number of erase/program cycles. All three perform in roughly the same way with the Intel



Operation of the Intel cell

The Intel 28F008SA is made up from 16 equal 64kbyte blocks to make up a total of 8,338,608 bits of memory or 1Mbyte. Each block has 512 columns by 1024 rows. Each of the columns is further divided into eight inputs/outputs, each of 64 columns.

To write data to a byte, the column address determines which eight bit-lines are connected to the programming voltage ($V_{PP}/2$). Row decoding sets the word line to V_{PP} . All other wordlines in the array are set to ground.

Initially, erased cells are set to "1" so writing data to them simply sets any zeros, the ones are left alone. To change the state of a cell from "1" to "0" a technique called hot electron injection is used. Fig a shows the state of the cell when programming is taking place. The wordline or gate is connected to the programming voltage (V_{PP}). The drain or bitline then sees an intermediate voltage level of about $V_{PP}/2$ and the source is set to ground. The voltage level on the gate causes a voltage to appear on the floating gate which is isolated by a non-conductor. This raised voltage causes an inversion in the channel underneath. The electrons in the channel now have a higher drift velocity and hence more energy. Collisions that occur between these electrons and the substrate atoms heat up the silicon lattice. As the programming voltage reaches its peak, the electrons have more energy that they can get rid of to the surrounding atoms and begin to move faster and become hotter. The energetic electrons eventually start to tunnel through the oxide barrier and accumulate on the floating gate – tunneling is a quantum effect that occurs when the probability of the electron's position becomes large enough to encompass the width of an insulator allowing it to pass through.

The extra electrons stored in the floating gate raise the turn on voltage threshold of the cell. During device

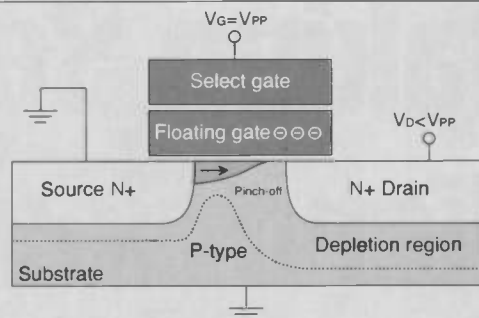


Fig. a

Programming cycle

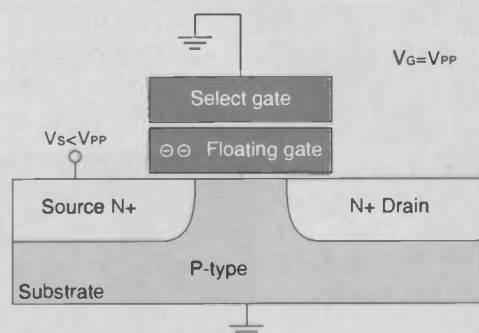


Fig. b

Erase cycle

read operations this transistor remains in the off state. A "0" results at the output because the "off" cell does not pass current, causing the bitline to electrically stay at pull-up to the V_{CC} read voltage.

To write new information, a complete block must be erased. This process is a matter of routing V_{PP} to the source, ground to the select gate and leaving the drain floating (Fig. b).

While in this state, electrons tunnel off the floating gate reducing the turn-on voltage threshold. During a read operation, the "1" at the output corresponds to an "on" cell discharging its bitline through the grounded source.

Flash memory will appear to have a similar format to existing disks with tracks and sectors. The actual format of the card will be invisible to the user allowing it to be used with popular filing systems such as Windows and MS-DOS. The file system consists of two

device drivers that go into the CONFIG.SYS file. One interfaces with MS-DOS to process commands from the operating system or application and the other does the dirty work of handling the card interface functions. This approach allows different card systems, say

AT&T's, Intel's or a system developed from AMD's chips to have different low level drivers but appear the same to the high level system.

Who Will Buy

The trend in electronics is for ever smaller equipment offering ever increasing power. Flash memory cards will offer a good replacement to the conventional hard disk system used in portable computers. By reducing the main storage, the whole size of the machine can be brought down. The current limitations on this lie with the screen and keyboard and developments in voice recognition coupled with ever more powerful microprocessors should eventually see the development of a credit card sized computer with the capabilities of a Cray. ■

A comparison of AMD and Intel

Parameter	AMD	Intel
Power consumption sleep	50 μ A	0.2 μ A
Power consumption read	30mA	90 μ A
Power consumption write	50mA	10mA
Power consumption erase	50mA	10mA
Supply voltage	5V	5V
Access time read	45ns (min)	85ns (min)
Access time write	45ns (min)	85ns (min)
Erase time	1s	0.3s
Max cycles per block	100k	100k
Blocks per chip	8	16
Block size	16k	64k

Data about the AT&T system was unavailable at the time of writing.

Making Sense Of Microwaves

The new European Microwave Signature Laboratory has been set up to help make sense of the flood of information being beamed at us from orbit as Francis Anderson explains.

In orbit around the earth are a number of satellites many of which are monitoring the state of the planet.


Unfortunately, the changing cloud patterns make viewing in the visible spectrum quite difficult at times and alternative means of vision have to be sought.

The human eye and brain interprets the colours and textures of the world in a way that is accepted by the majority of people. Looking at things in other frequency ranges is a different matter entirely.

Taking pictures from space in visible light produces pictures that make sense after a little study – trees remain green and many mountain tops are white. Using microwaves to study the earth has the great advantage of being able to see through clouds. Problems arise

when attempting to give meaning to the different frequencies received by the satellite as they are reflected or transmitted.

To solve this problem and to help with the vast increase in available data from satellites such as ERS1 (Earth Remote Sensing satellite 1), the European Commission has set up a research establishment called the European Microwave Signature Laboratory (EMSL).



Looking into the anechoic chamber.

Keeping Quiet

As a microwave anechoic chamber the EMSL allows objects to have microwaves beamed at them as though from an orbiting satellite. The reflections and the way in which the radiation is absorbed can then be monitored, again as though from a satellite, to give a model which can be used to interpret real satellite data.

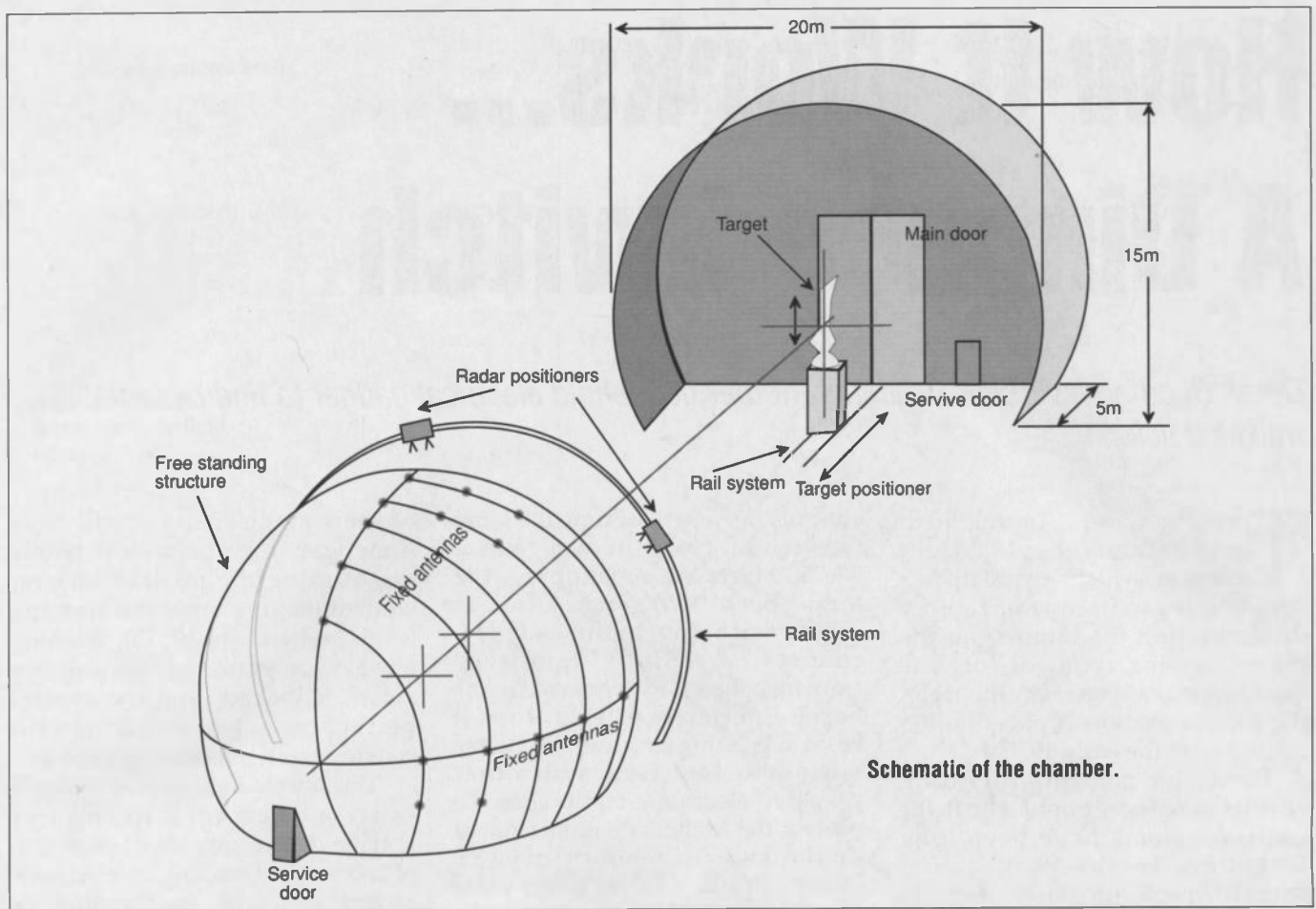
The test chamber is large

enough to accommodate real natural targets such as trees and is able to simulate not only satellite scanning but also the airborne sensors used in airplanes. To provide back-up to the microwave antennae, a large computer system made up from a network of workstations can be used to monitor results in real time.

The overall shape of the anechoic chamber is made up from a hemispherical dome and a cylinder, both with a radius of 10m. The floor of the chamber is at a level of 5m below the centre of the sphere. Along the gap between the two parts a circular arch is mounted supporting a rail system where two sleds can move independently. Each carries a transmit/receive module pointing at the centre of the arch which a target is placed at the focal point.

The target is also mounted on rails and can be moved, rotated, raised and lowered to allow any position to be obtained. The rail system extends through the large doors so that objects under study can be set up outside the chamber and then wheeled in as necessary.

In addition to the antennae mounted on the sleds, 80 receive only antennae are distributed over one half of the dome surface. Illumination suitable for living



plants is guaranteed by a set of lamps mounted in a recessed portion on top of the cylindrical portion. This lighting can be varied to simulate day and night and climate control allows almost any weather condition to be set up.

Getting The Picture

Using the information gained from EMSL, a detailed image of the earth can be built up that reveals not only large scale structures such as forests and mountains but also roughness of the terrain and its water content – microwaves are strongly affected by the conductivity of objects from which they are reflected and refracted.

Although the pictures obtained by microwave are not as detailed as optical ones – at present, civilian optical satellites can resolve objects down to 10cmx10cm and

military satellites are reputed to be able to read car number plates – a microwave radar system such as that used on ERS-1 is able to give about 30mx30m to each pixel of the final image.

Other uses for the laboratory are in the areas of air traffic control and robotics. For example, when designing a new airport, the effects

of the surrounding terrain, buildings and industry can have a large effect on the microwave landing radar. EMSL can be used to model the area and see exactly what these effects will be. It can also be used to design new sensors that will tell if an object is wet or dry or new materials that absorb or reflect radar waves in special ways. ■



How It Works...

A Dimmer Switch

Derek Gooding levers his way into another household electrical gadget to find out what makes it tick.

There's not much to understand about a light dimmer switch, just that it's a simple but safe means of rapidly disconnecting the lamp from the mains giving control of the brightness to anyone. On the right, the top illustration is of a dimmer control from the early 1970's.

Electronic control of lighting circuits is now so popular that the early problems have been long forgotten. In the past, rotary transformers had been used in some homes to reduce the voltage being supplied to the bulb, theatres replaced the 'toast rack' systems of large variable resistance units that got very hot with the 'Variac' rotary transformer and some used very early electronic switching devices.

In principle, electronic dimmers are just very fast acting switches that pulse electricity to the lamp. Because of the 'momentum' of the filament in the bulb, rapid changes in brightness are smoothed out and the overall effect is of a dimmer light. Unfortunately, very high speed pulsing creates sparking which is the basis for radio transmission and thus dimmer switches can cause a great deal of interference if they are not properly shielded.

On And Off

Our home electricity supply oscillates at a rate of fifty times a second (50 hertz) between a negative voltage and a positive voltage. The simple dimmer switch uses a variable resistor (with ON/OFF switch control), connected to a thyristor (electronic switch) in series with the lamp circuit and

controls the length of time the lamp receives full power in each cycle of the 50 Hertz mains supply – the 'high speed' switching. A coil, in series with the mains supply, reduces radio frequency transmissions and 'chokes' mains borne interference. This stops it from travelling around the house wiring to interfere with other sensitive electronic equipment. To protect the immediate environment of the switch, modern plastics materials and a metal cover plate stop the radio interference from escaping from the wall unit itself.

New Ideas

Some years ago it became possible to control lighting levels using a hand held infra red light beam unit. This was pointed towards an ordinary looking light switch with a small infrared receiver either alongside the switch (and battery powered), or occasionally fitted inside the switch. Unfortunately, the problems of suitable power supplies for the infra red unit never really resolved themselves and the system never really took off.

Manufacturers, governments, and euro-technologists are now seeking agreement upon a common standard for future developments of Home Electronic Systems (HES) to define standards for the automated home of the next century. At present we use infrared controls for our video recorders and TVs, and some of us have suffered from the discovery that our 'cheapish' car alarm remote controls can actually switch the channel selection of some VCRs. Even controllers from the same manufacturer only work with some

of their models, so we still have some way to go before the family are hunting the mislaid 'master controller' to enable the lighting levels to be changed, the washing machine programmed, the property alarm 'silenced' and the central heating reset. Not to mention the cooking arrangements organised!

The simple light switch will still exist, but I expect it to be a low voltage device capable of detection of movement, sending an electronic coded message to the home's central HES computer via the FIELDBUS, BATIBUS, EIBUS or whatever Euro-standard is agreed upon. The system will sense natural lighting levels and bring 'background' light levels up to compensate and if movement transfers from one area to another the lighting will change to provide a safe level of illumination wherever we go. Great if you go to sleep, the lights go off and when you awake and move, the lights gently come back up to a safe level to smooth our waking moments.

Some Caveats

In the meantime, just remember that most dimmer switches need a minimum load of 60W. Lower values often create an irritating flicker. Too high a wattage can overheat the dimmer controller with the possibility of a fire. Also, beware of the modern low current 'energy saver' lamps as these must not be connected to ordinary dimmers. Special fluorescent dimmer controls need to be used with fluorescent tube fittings but that's another *How It Works*. ■

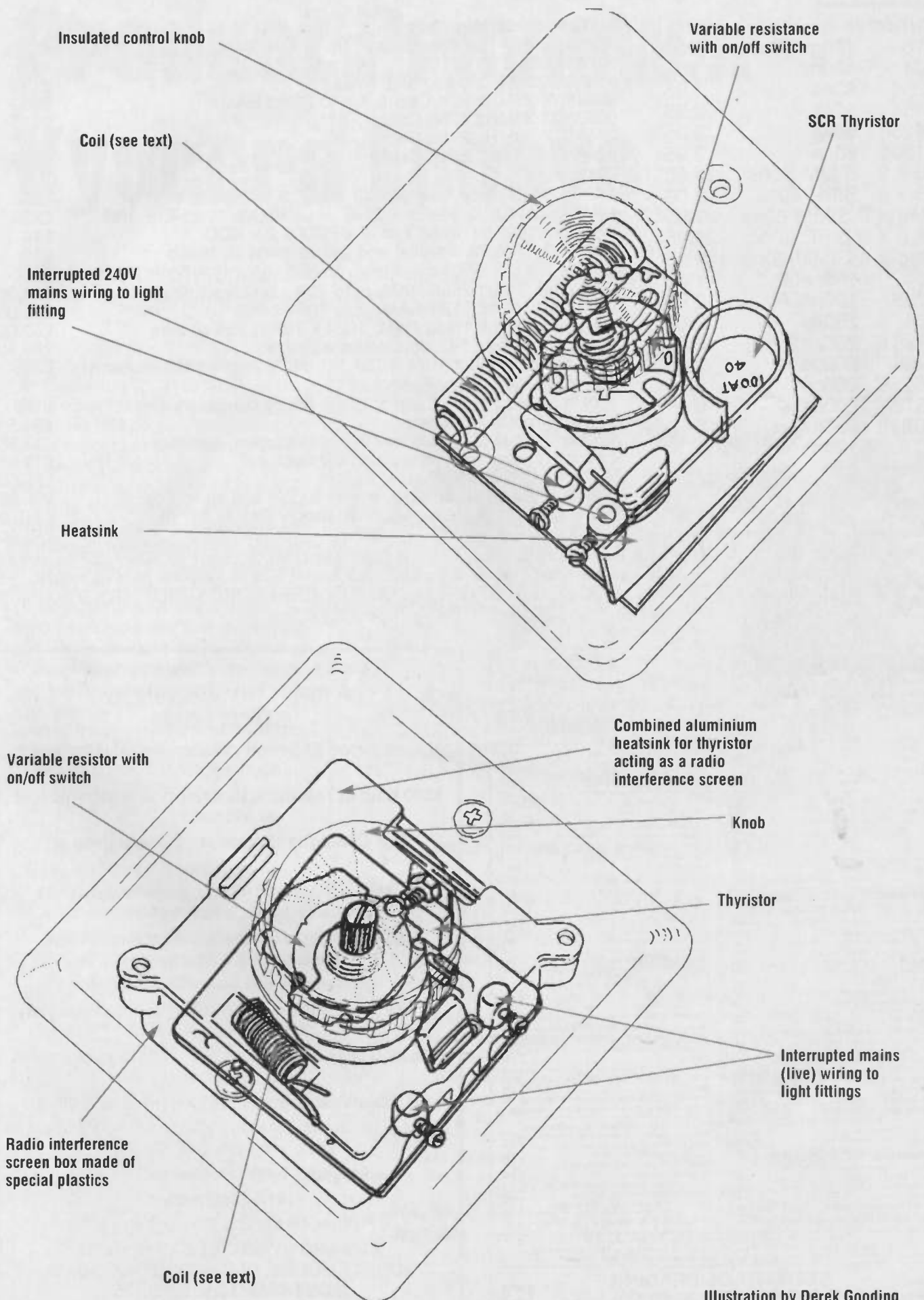



Illustration by Derek Gooding



Happy Memories

Memories

4116	150ns (Pulls)	1.00
4164	100ns	1.45
41256	80ns	1.65
41464	80ns	2.25
414256	80ns	3.95
411000	80ns	3.95
256 x 9	SIMM 80ns	11.50
256 x 9	SIPP 80ns	12.00
1Meg x 9	SIMM 80ns	27.95
1Meg x 9	SIPP 80ns	28.95
4Meg x 9	SIMM 80ns	109.95
6264	100nsLP	1.95
62256	100nsLP	2.95
2764	250ns	2.50
27128	250ns	2.25
27256	200ns	2.45
27C256	200ns	2.45
27512	200ns	3.45
27C512	200ns	3.75
27C1024	120ns	

Motherboards

80286 16MHz EMS on board , Up to 4Mb RAM	£72
80286 20MHz	£79
80386SX 25MHz Up to 8Mb RAM	£125
80386DX 25MHz 32K Cache. Up to 32Mb RAM	£199
80386DX 33MHz 128K Cache	£245
80486DX 33MHz 256K Cache	£475
80486DX 50MHz 256K Cache	£695

Diskdrives

5 1/4" 1.2Mb Floppy	£43	3 1/2" 1.4Mb Floppy	£36
40Mb 25Ms IDE 3 1/2"	£149	104Mb 19Ms IDE 3 1/2"	£229
IDE Controller for 16 bit bus. 2 x FDD & 2 x HDD			
Ditto with 2 Serial, Parallel and games ports on board			
£14			
£18			

Video

VGA card, 16 bit 256K RAM, upto 800 x 600 resolution	£25.00
VGA card, 16 bit 512K RAM, upto 1024 x 768	£45.00
VGA card, 16 bit 1Meg RAM, 1024 x 768 in 256 colours	£60.00
VGA paper white 14" inc. on-site warranty	£89.50
VGA colour monitor 1024 x 768 14" inc. 2 year on site warranty	£245

I/O, plug-ins, miscellaneous:

120Mb internal tape streamer (uses floppy controller)	£199
102 Key Tactile Keyboards	£24.50
MS compatible serial mouse, 9/25 pin adapter, software	£13.95
2 serial, 1 parallel & games port I/O card	£12.95
NE2000 compatible ethernet card	£75.00
Desktop or mini-tower case, power supply and all fittings	£75.00
Floor standing tower case, power supply and all fittings	£119.00
MS-DOS 5.0	£50
DR-DOS 6.0	£45.00



Carriage on Motherboards, Disk drives & Keyboards £5, Mice, Video & Controller cards, Software £3, Cases & Monitors £12 IC's free if over £20 nett, else add 75p. VAT to be added to the total. Full lists of IC's & computer parts on request.

Send orders to: HAPPY MEMORIES, FREEPOST, KINGTON, HEREFORDSHIRE HR5 3BR

TEL: (054 422) 618 FAX: (054 422) 628

WE HAVE THE WIDEST CHOICE OF USED OSCILLOSCOPES IN THE COUNTRY

TEKTRONIX 2445B Four Channel 150MHz	£2000
TEKTRONIX 2236 Dual Trace 100MHz Delay Sweep counter/Timer/DMM	£900
TEKTRONIX 2336 Dual Trace 100MHz Delay Sweep	£900
TEKTRONIX 485 Dual Trace 350MHz Delay Sweep	£800
TEKTRONIX 475 Dual Trace 200MHz Delay Sweep	£550
SCHLUMBERGER/EMTEC 3218 Three Trace 200MHz Delay Sweep	£560
TEKTRONIX 465 Dual Trace 100 MHz Delay Sweep	£450
Philips PU3217 Dual Trace 50MHz Delay Sweep	£400
TEKTRONIX 453 Dual Trace 50MHz Delay Sweep	£200
TELEQUIPMENT 075 Dual Trace 50MHz Delay Sweep (with V & S2A)	£250
TELEQUIPMENT V3 Differential Amplifier for above	£40
WAVEG 625 Dual Trace 50 MHz Delay Sweep	£400
GOLD OS350 Dual Trace 20MHz	£200
HITACHI V212 Dual Trace 20MHz	£250
TRO CS 1022 Dual Trace 20Hz	£225
H P 1980B Measuring System 100MHz	£750

THIS IS JUST A SAMPLE - MANY OTHERS AVAILABLE

ELECTRON MICROSCOPES
A.E.I. Corbin 500 - Transmission
ISI Super A - Scanning

RACAL DANA Waveband Level Meter 5002	£1000
H P 8620C with B629C Sweeper Generator 2-18.6GHz	£3000
TEKTRONIX 577 Curve Trace with 177 fixture	£2250
WAYNE KERR LCR 4250 with Binwing Option	£2950
RACAL DANA (Auto) LCR Storage 9341	£350
WAYNE KERR LCR Meter 4250	£600
WAYNE KERR Automatic Component Bridge B605	£450
WAYNE KERR Universal RF Bridge B602	£150
FARNELL Synthesized Oscillator DS61-0.0001Hz-99.99MHz	£275
MARCONI TF2008 AM/FM 10MHz-510MHz Sig Gen	£300
MARCONI TF2015 AM/FM 10-250MHz Sig Gen with TF2171	£400
MARCONI TF2015 without Synchroniser TF2171	£250
MARCONI TF2016 AM/FM 10MHz-120MHz with TF2173	£350
MARCONI TF2516 without Synchroniser TF2173	£175
MARCONI TF2356-2357 Level Dist. Meter 20MHz	the pair £950
MARCONI SANDERS Sig Sources Various models Covering 40MHz-45GHz	£3000
RACAL 9009 Mod Meter 10MHz-15GHz	from £350
TEKTRONIX Waveform Monitor type 528	£300
RACAL Instrumentation Recorders Store 4D and Store 7D	from £500
KEITHLEY 224 Programmable Current Source	£1000
FERRORAPHI RT52 Recorder Test Set	£150

SPECTRUM ANALYSERS

TEKTRONIX 491 Spectrum Analyser 1.5-12.4GHz	£750
H P 8117 8555A & P Plug-in 10MHz-10GHz	£3000
H P 140 Series with 8554 P Plug-in 500MHz-1250MHz	£1500
H P 140 Series with 8553 & P Plug-in 1MHz-10MHz	£800
H P 180 Series with 8558 01-1500MHz	from £2000
POLAROID type 8111 10Hz-10GHz	£3000

Used equipment - with 30 days guarantee. Manuals supplied if possible
This is a VERY SMALL SAMPLE OF STOCK. SAE or telephone for lists. Please check availability before ordering.
CARRIAGE all units £16 VAT to be added to Total of Goods & Carriage

STEWART OF READING
110 WYKEHAM ROAD, READING, BERKS RG6 1PL
Tel: 0734 268041. Fax: 0734 351696. Callers welcome 9am-5.30pm Mon-Fri (until 8pm Thurs)

On the instruction of PowerGen plc
A major two day sale by
AUCTION
At Marchwood Engineering Laboratories, Marchwood, Southampton
1500 Lots of research, laboratory & electronic test equipment
HM Coastguard surplus radio equipment
to include
Pye Marine Band VHF Radios, Power Supply Units, Racal Acoustic Handsets etc.
Large quantity of Electrical Contractors Fittings, Components & Accessories
Photographic and Darkroom Equipment
Office Furniture and Equipment (Inc. CAD0 and IBM Computer Equipment)
Good Quality Conference, Restaurant Furniture and Catering Equipment
On: Wednesday 1/Thursday 2 July 1992 at 10:00 am
On view: Monday 29/Tuesday 20 June 1992 from 9:00 am to 4:00 pm and Mornings of Sale
Admission by catalogue only - £1.00 (£1.50 by post)
Further details and Catalogues from
EDWARD SYMMONS & PARTNERS
SURETY HOUSE, OLD REDBRIDGE ROAD, SOUTHAMPTON SO1 ONE
TEL: 0703 779778 FAX: 0703 779010

Product Preview...

Kyocera Ecosys


Claiming to be environmentally friendly, the FS-1500A uses a variety of new technologies to reduce costs and improve quality.

For the past few years, the industry standard for computer printers has been the laser cartridge system. Almost every office that is "computerised" has one of these beasts in the corner and anyone who has used one will know of its voracious appetite for toner cartridges. All improvements in printing technology have simply been upgrades of this now standard system until now.

With the introduction of its FS-1500A and eco friendly features and LED (light emitting diode) scanning system, Kyocera looks as though it has broken new ground. Gone are the days of having to replace the print drum as the amorphous silicon (aSi) drum used in the 1500A is expected to last the life of the machine or some 75 times the life of a standard laser system.

At the heart of the new system is the long life aSi drum/ developer/ fuser/LED imaging system. This is able to produce 300dpi images – the same as a laser printer – for one

The Ecosys with all its add-ons.



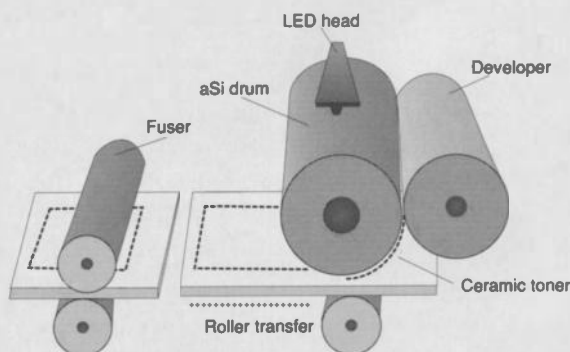
The basic machine measures 345.44 x 220.98 x 350.52mm.

quarter of the cost. To help keep the drum clean, a new toner has been formulated based on ceramic technology. This polishes and reconditions the drum every time it is used.

Able to produce 10 pages per minute at a rough cost of 3 times less than the equivalent laser printer, the FS-1500A can be said to be reasonably eco-friendly. In fact, Kyocera has named the printer the Ecosys aSi and the toner Ecotone. All of the standard computer interfaces and a number of emulations are available, from


Macintoshes and PCs to Unix networks and token rings as well as Kyocera's own Postscript compatible page description language KPD. ■

The aSi imaging system.



Space Art


Astronomy Now's Art Editor Paul Doherty is one of Britain's foremost space and astronomical illustrators. His pictures have featured in numerous books and regularly appear on *The Sky at Night*. Dr. Patrick Moore CBE said of Paul Doherty, "Paul's paintings are without doubt the most beautiful and technically accurate, which is why I select them to illustrate my books."



Astronomy Now Magazine is pleased to offer a special limited edition of four of Paul's most attractive paintings. Each picture is printed on heavy grade 200 gsm acid-free paper, to eliminate fading, and is available in a limited edition of only 300, individually signed and numbered by the artist. Select individual prints at £24.95 each, including P&P, or collect all four for only £89.95. The prints available are:

← **Inside the Rings of Saturn**, first published in

The Unfolding Universe (Rainbird in association with the Book Club Association) by Patrick Moore



← **Planetary System of Albireo**, first published in *Travellers in Space and Time* (St. Michael) by Patrick Moore

➔ **Planet close to a Globular Cluster**, first published in *Travellers in Space and Time* (St. Michael) by Patrick Moore



➔ **The Icy Surface of Pluto**, first published in the *George Philip Atlas of the Universe* by Mitchell Beasley

To order, please tick the box in the caption of the print(s) you require and send a copy of this page to Space Art (PD), Intra Press, Intra House, 193 Uxbridge Road, London W12 9RA. Please enclose payment in the form of a cheque or PO made out to Intra Press. Don't forget to include your name and address.



Orders will be processed on a first-come, first-served basis. Please allow 28 days for delivery.

The Tides They Are A Changin'

John Becker comes to the aid of all those sailors who find reading tide tables a tedious business with a gadget to indicate when they will be in and when they will be out.

The period between successive high tides is principally dictated by the gravitational pull of the Sun and the Moon. Although the total pull of the Moon is less than that of the Sun, its tidal effect upon the Earth's oceans is greater since it is much closer. The average period of revolution of the Moon around the Earth, known as the sidereal month, is 27 days 7 hours 43 minutes and 11.5 seconds. However, because the Earth moves around the Sun, it takes 29 days 5 hours 5 minutes and 35.8 seconds for the Moon to achieve the same phase, a period known as the synodic month.

For the sake of simple tide predictions, the affect of the Sun's pull can be ignored and the length of the lunar day taken as

approximately 24 hours 50 minutes, resulting in an interval of 12 hours 25 minutes between successive high tides. Another way of expressing this is to say that the time of high tide at any place is about 50 minutes later each day.


The tide meter described here is basically a crystal-controlled clock whose full cycle is timed for 12 hours 25 minutes 4 seconds split into 16 equal parts. Light emitting diodes (LEDs) monitor each of the 16 parts and are mounted as two groups of eight, representing the state of the rising and falling tides respectively as a moving dot display. A third group of eight LEDs displays subdivisions between each sixteenth part in a binary format. The circuit includes reset and fast-forward controls to

set the timer to suit any tidal location. An additional switch allows the display to be incremented by up to 16 steps without changing the basic timing period. Since each step represents approximately one day's tide change, predictions of future tide states can be made.

The Circuit

Fig.1 shows the block diagram for the complete tide meter, and its circuit implementation is shown in Fig.2.

A master clock frequency of 32768Hz is generated around a series of invertors within IC4 in conjunction with the crystal, C1, C2, R5 and R6. IC4 also contains a 24-stage binary ripple counter with 16



Photography by Carolyn Vaughn

Cleopatra's needle with its famous thirsty lions.

OUT NOW!

Summer '92 Electronic Constructors Catalogue



Many new products including:

- **Audio Amplifier Modules**
Range of 14 high power audio modules, encapsulated to an integral heatsink in Bi-polar, MOSFET and Class A formats with power outputs from 15 to 180 watts.
- **Books**
18 new titles from the top electronics publishers.
- **Burglar Alarm**
Volumetric alarm triggered by change in air pressure eg an opening door, easy to install - no wiring required.
- **Spectrum Analyser Adaptor**
Converts a conventional scope into a low cost, 250MHz spectrum analyser.
- **Low Profile Mains Transformers**
Encapsulated, top quality PCB mounting mains transformers.
- **Airband Scanning Receiver**
100 programmable channels, covering civil and military frequencies.
- **Stereo Valve Amplifier**
Top quality stereo hi-fi amp from Velleman - at a very competitive price!
- **Extended Ranges**
of connectors, equipment cases, filters, crystals, fuses, fans, kits, ATUs, semiconductors, loudspeakers, sounders and toroidal transformers.

With 24 product sections, 192 pages, 3000+ lines and £££s of discount vouchers, be sure to get your copy now!

Available from most newsagents or directly from Cirkit.

£1.70
+ 30p p&p

Cirkit




CIRKIT DISTRIBUTION LTD

Park Lane · Broxbourne · Hertfordshire · EN10 7NQ
Telephone (0992) 444111 · Fax (0992) 464457

SUBSCRIBE TO ProgramNOW

EUROPE'S LEADING PROGRAMMING MAGAZINE

C, C++, Pascal, Assembler, dBase, Fortran, Windows, Unix and a spectrum of software development issues.



Return this coupon with your payment to PN Subs, Intra House, 193 Uxbridge Road, London W12 9RA

Name	
Job Title	
Dept/Division	
Organisation	
Address	
Town	
Country	
Post/Zipcode	
Telephone	

Overseas subscriptions are sent surface mail - air mail rates available on request

YES!

Please send me the next 12 issues of ProgramNOW
I enclose a cheque made payable to INTRA PRESS for:

£21 (UK)

Airmail rates on request

Or, please debit my Access Visa Card

Card Number.....

Expiry date.....

Signature

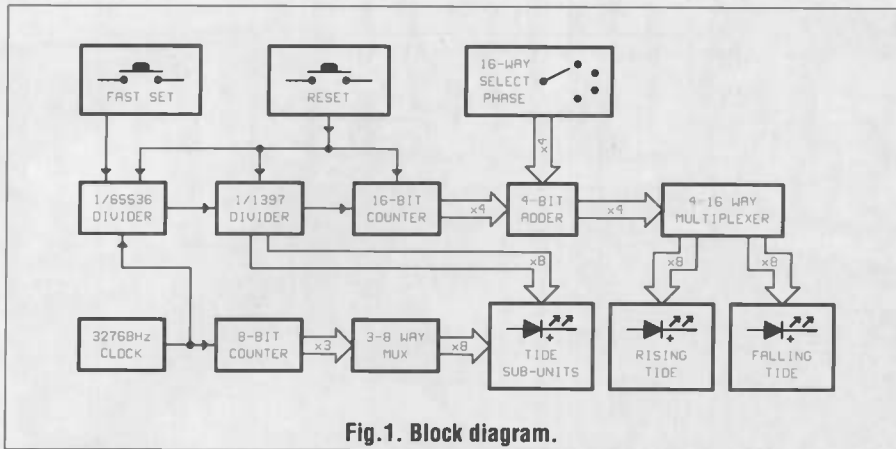


Fig.1. Block diagram.

stages selectable by a binary code applied to its A-D inputs. An additional control input, pin 6, allows the first eight stages to be bypassed. The chip is programmed by 65536, resulting in an output frequency of 0.5Hz at pin 13. The next part of the circuit, commencing with the 12-stage binary counter IC5, divides the 0.5Hz frequency by 1397 to produce a pulse repetition rate of 46 minutes 34 seconds. Seven outputs of IC5, corresponding to the logic 1 states in the binary code 10101110101 (decimal 1397), are connected to the 8-input NAND gate IC6. When these outputs are all clocked high, the output of IC6 goes low and via NOR gates IC7c-a is inverted to reset the counter.

The reset pulse also clocks the 4-bit counter IC1a, whose outputs are added by IC2 to a 4-bit binary offset code set by the hex switch S1. Each step of S1 has the effect of incrementing the basic code by the equivalent of 46 minutes 34 seconds, a period close to the nominal daily tide delay time of 50 minutes. The resulting output sum provides the address code to the multiplexer IC3, determining which of its 16 outputs is set high, leaving the other outputs set low. The outputs are connected to two blocks of eight LEDs within LM1 and LM2. Since only one LED can be active at any time, their outputs are commoned into the single load resistor R10.

Eight additional LEDs, within LM3, display the count status of IC5 between each reset pulse, monitoring the highest eight outputs. To minimise current consumption, the LEDs have their outputs connected to the multiplexer IC8 which is cyclically

clocked to sink current from only one LED at a time. The multiplexer addressing is controlled by the outputs of the 4-bit binary counter IC1b, which in turn is clocked by the 32768Hz output of IC4. R8 sets the LED current load, and thus the brilliance.

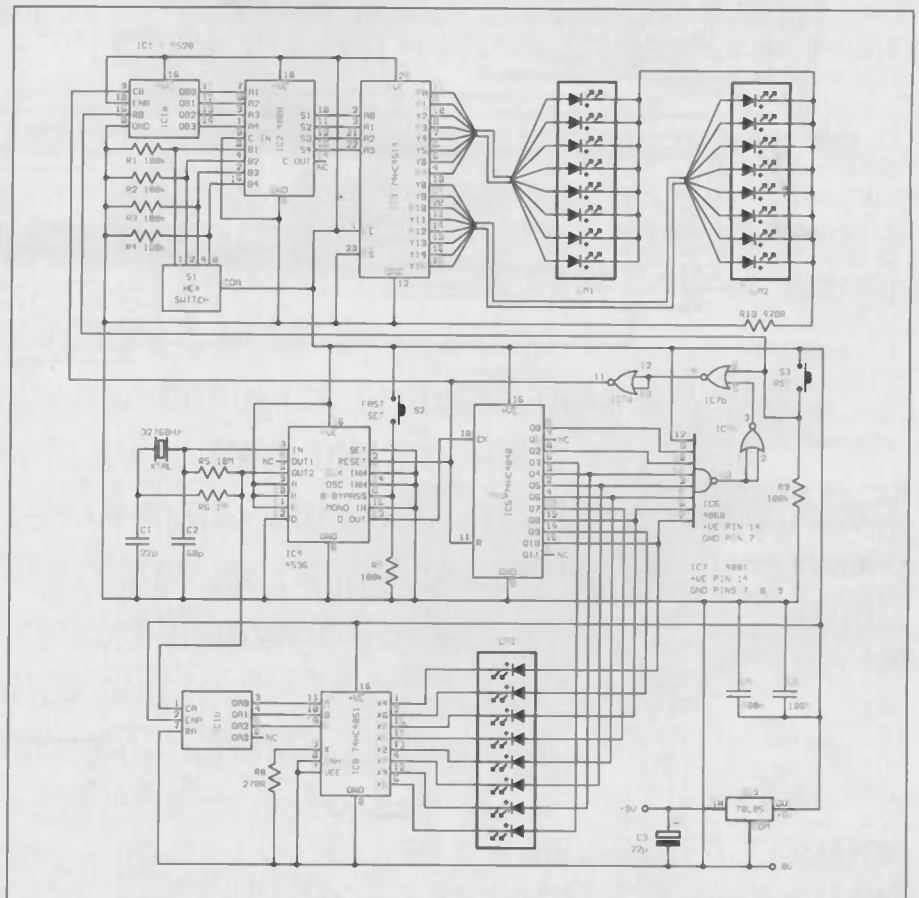
The circuit is powered by 9V DC via the 5V regulator IC9.

Practicalities

Figs.3 and 4 show the printed circuit board component and track layouts. For compactness, 10-way LED modules were used on the prototype, ignoring the extra two LEDs. Individual LEDs may be

used instead if preferred. The switches are the PCB-mounting type. It is recommended that sockets should be used for all ICs and for the LED modules. The 0.3 inch wide 24-pin socket for IC3 is made up of one 16-pin and one 8-pin socket.

Setting the unit's timing for a specific location must initially be done in conjunction with a tide table. Complete national tide tables are available from sources such as ship's chandlers or scuba diving suppliers. Selected tables are also published in some newspapers, such as the Times, and also in the AA Motorists Handbook. The easiest way of setting the unit is to find out the time of low tide on a specific day and then press the reset switch S3 at that time. Alternatively, calculations can be made for setting the unit at other times by making use of the incremental switch S1 and the fast set control S2. The latter causes the first eight stages of the divider in IC4 to be bypassed. The LEDs should then be observed, releasing S2 when the correct display is seen. Once set, the unit will continuously provide an approximate indication of the varying tide states until switched off.



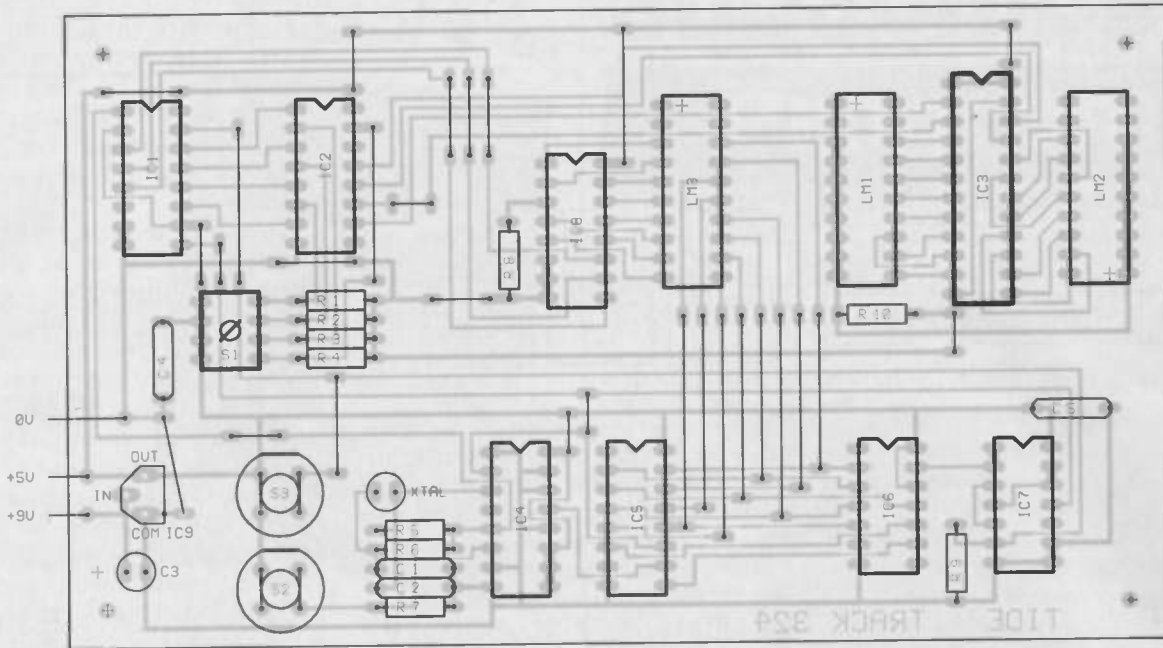


Fig.3. PCB component layout

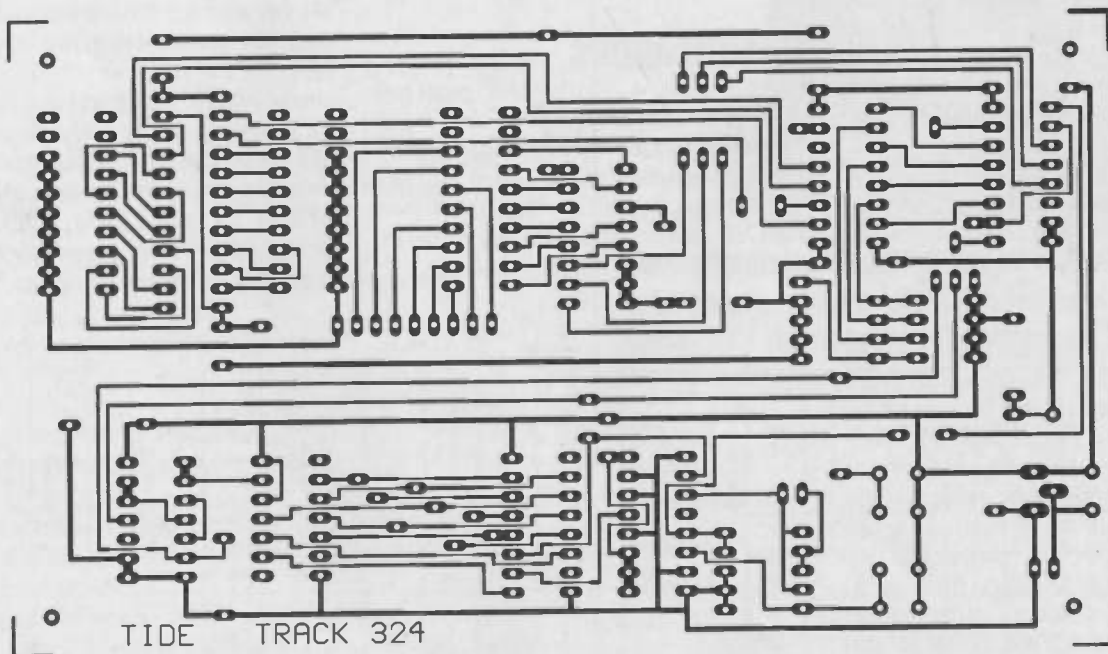


Fig.4. PCB track layout

Components

Semiconductors

IC1	4520
IC2	4008
IC3	74HC4514
IC4	4536
IC5	74HC4040
IC6	4068
IC7	4001
IC8	74HC4051
IC9	78L05
LM1-LM3	10-way DIL LED module

Resistors

R1-R4, R7, R9	100k
R5	10M
R6	1M
R8	270R
R10	470R
All	0.25W 5% or better

Capacitors

C1	22p polystyrene
C2	68p polystyrene
C3	22µ 16V electrolytic

C4, C5 100n polyester

Switches

S1	PCB-mounting 4-bit hex switch
S2, S3	PCB-mounting push-make switch

DIL IC Sockets

	20-way x 3
	16-pin x 6
	14-pin x 2, 8-pin



Astronomy Now is Britain's leading amateur astronomy magazine.

It's topical and informative, keeping you up to date with the latest news in the astronomy world. It's extremely practical, telling you how to improve your observing and get maximum enjoyment from your hobby. Our contributors include the foremost names in the professional and amateur spheres.

- ★ Patrick Moore's Night Sky column ★
- ★ Features by and about the professionals ★
- ★ Practical advice from top amateurs ★
- ★ Extensive sky maps and finder charts ★
- ★ Entry level articles for complete novices ★
- ★ Advanced techniques for veterans ★
- ★ Astronomy and space science news ★
- ★ The most stunning astrophotography ★

Available from all good newsagents for £1.75 per month or by subscription from:

Astronomy Now, Subscription Department, Intra Press, FREEPOST, London W12 9BR

Annual rates £18 (UK), £21 (EC countries)

Payment by Visa, Access, cheque or postal order.

When The Chips Are Down

Mike Sanders' final article on semiconductor manufacturing looks at how chips are checked out after they have been broken up.

Each stage of the semiconductor manufacturing process is checked to ensure success with some checks being more involved and rigorous than others.

Some of the things that require checking are the depth of diffusion or ion implants and the thicknesses of oxide or metal layers.

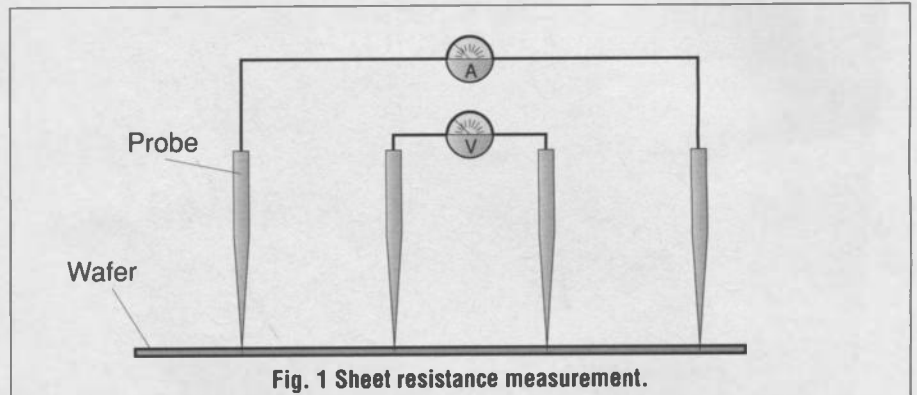
Sheet Resistance

The sheet resistance of the wafer in ohms per square metre is an indication of the amount of dopant. A common setup for measuring sheet resistance consists of four probes as shown in Fig 1. The probes are spaced 40 mils or 50 mils (1000 micrometers or 1250 micrometers respectively) part and are made of osmium with current being applied to the outer probes. The drop in voltage is measured by the inner probes and the sheet resistance is given by

$$R = 4.53 V/I$$

where I is the current and V the voltage

The equation is simple and applies only to very thin sheets which, theoretically, extend to



infinity. For a probe spacing of a millimetre a correction factor must be applied if the thickness is greater than 600 micrometers and for a probe spacing of 1.25mm, a correction factor is required if the thickness is greater than 750µm. In addition to this a correction factor is required because the sheet does not extend to infinity. The equation also assumes that the layer is doped uniformly. If the doping results in non-uniform layers then resistance obtained is an average.

Diffusion

The depth of the diffused layer is the distance in µm at which the

concentration of the dopant equals the concentration of the surroundings. In order to assess the depth, a slice is taken from the wafer, fig 2. The angle of this slice can be anything between 1 degree and 5 degrees, the smaller angle being used for shallow junctions, which provides better resolution.

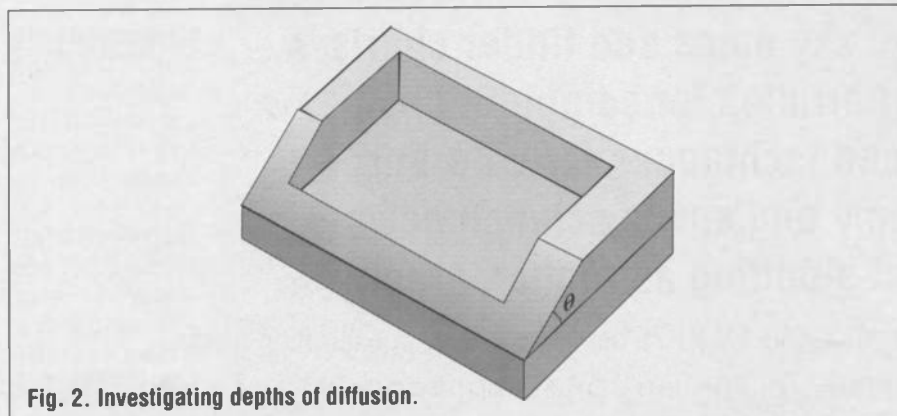
The exposed slope is stained with a solution of hydrofluoric acid diluted to 49%. Hydrofluoric acid on its own may be used or a little nitric acid may be added.

The stain is applied under a bright light for two minutes and results in P-type regions showing up darker than N-type. When the junction is adequately stained, the specimen is examined with focused, monochromatic light fig 3. This throws up interference fringes which give the depth through the formula:

$$\text{Depth} = l/2n$$

where l = wavelength of the light and n = number of fringes

The diffusion profile is usually known - it may be a Gaussian distribution, or Irwin's curves. However for shallow junctions and high doping concentrations, these simple methods will not give accurate results.



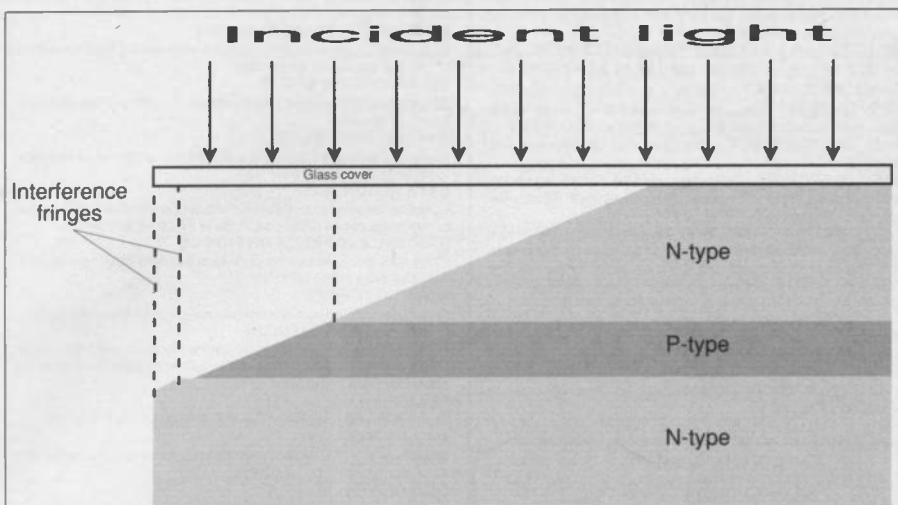


Fig. 3. Fringe measurement.

Fig. 4a. Parallel current flow.


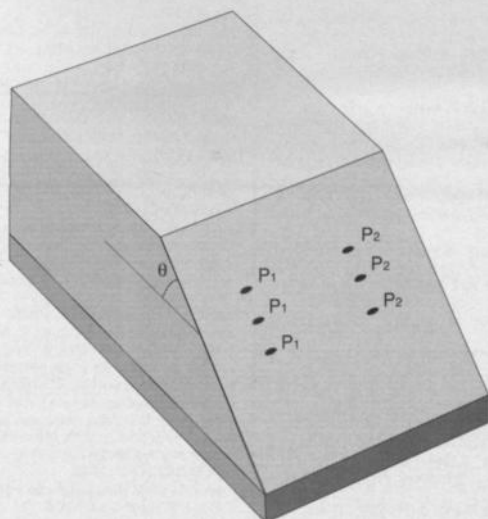
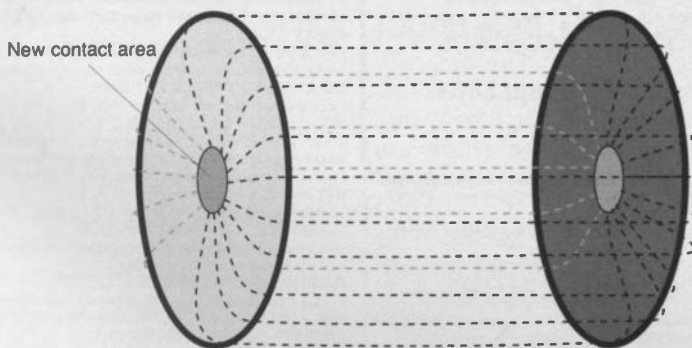


Fig. 4b. Non-uniform current flow.



P1=probe 1
P2=probe 2

Fig. 5. Spreading resistance measurement on a bevelled edge.

If a more detailed study of the diffusion profile is required, capacitance-voltage or spreading resistance measurements are used. The first works on the principle that the capacitance of a reverse biased depletion layer decreases as the layer goes deeper into the semiconductor. Since the depletion layer depends on the concentration of impurities, the capacitance in turn depends on the number of carriers, the dimensions of the capacitor and the bias voltage.

The concentration of dopant can be measured to within a few tenths of a micron from the surface when the capacitance is plotted against the bias voltage. The depth to which the measurement can be carried out is not great and a dopant concentration of 10^{13} atoms/cm³ to 17^{127} atoms/cm³ is about the limit.

Spreading resistance measurements can be explained by first considering a wire of length l and radius r . The resistance is given by: $R1 = pl/\pi r^2$

where p is the resistivity.

If the contacts placed at each end of the column of wire are decreased in area so that they do not cover the end surfaces, the resistance increases and the current does not flow parallel to the axis as it did before, fig 4a.

Instead the flux lines are as in fig 4b. The resistance is now:

$$R2 = 2n$$

where n is the new radius.

Incidentally, the contracts can be side to side and do not have to be at opposite ends of the wire. The following is the measurement method used:

A bevel is cut in the wafer Fig 5 – the angle varying between 0.1 degree and 10 degrees depending on the resolution required. The alloy probes are then pressed against the bevel with a pressure of about 10 grams. The probes are spaced $10\mu\text{m}$ to $100\mu\text{m}$ from each other and several measurements are taken at different distances from the edge of the bevel.

The results are of net carrier concentration in relation to depth and not doping concentration in relation to depth.

Other methods for measuring the doping concentration are differential conductivity and secondary ion mass spectroscopy (SIMS). A comparison of the various systems is shown in Fig. 6.

Method	Limitation	Remarks
Capacitance-voltage	10^{13} to 10^{17} atoms/cm ²	Surface resolution not good
Differential conductivity	10^{18} to 10^{20} atoms/cm ²	Surface must be etched
Spreading resistance	$\approx 1\mu\text{m}$ depth	Requires bevel
SIMS	$\approx 0.1\mu\text{m}$ depth	Standard required

Fig. 6. Comparison of methods of measuring the diffusion profile.

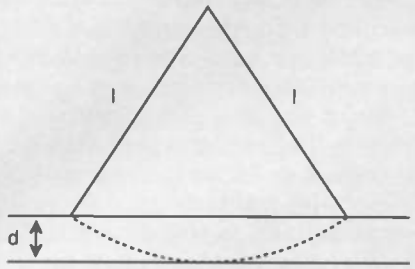


Fig. 7. Pit etching.

The Epitaxial Layer

The parameters of interest are the thickness and the doping concentration. The main methods for measuring thickness are angle lap and stain, pit etching and infra-red interference.

Pit etching is illustrated in fig 7 where it can be seen that the defects at the boundary between the epitaxial layer and the substrate extend to the surface. If the pit is etched along these lines, the depth of the epitaxial layer for 111 silicon is related to the length of the sides by the equation:

$$d=0.816l$$

The infra red spectrophotometer is the third method of measuring thickness and can also carry out analysis of oxygen and carbon content. For this reason the method has gained importance. It was first described by Tanenbaum and Spitzer and employs an infrared beam focused at an angle of about 15° on the surface of the epitaxial layer - Fig 8.

At the top surface of the epitaxial layer the beam is split into a refracted ray and a reflected ray. The first continues on to the bottom of the epitaxial layer where it is reflected.

Constructive or destructive interference occurs between the refracted ray at point x and the ray exiting at point y, depending on the difference in the optical path. If the difference is an odd multiple of half wavelengths, a minimum will occur and if the difference is an even multiple of half wavelengths a maximum occurs.

For sheet resistance

measurement, layers of silicon wafer are removed by etching or anodic oxidation. The sheet resistance of each new surface is measured and, in this way, the impurity profile versus depth can be computed.

In the reverse-bias CV method a Schottky barrier diode is formed by placing a metal on the wafer. The diode is reverse biased and the capacitance-voltage relationship is plotted. The impurity concentration is then obtained mathematically.

A mercury probe is often used for CV plotting as shown in Fig 9. The mercury acts as a probe as well as forming the Schottky diode. The probe is applied to the wafer and mercury siphoned through the probe. The area of contact with the mercury is calculated by measuring the capacitance of an oxide layer of known thickness.

Oxide And Thin Films

The parameters of interest here are the thickness, breakdown voltage and levels of contamination. There are many methods of measuring thickness such as reading colour charts, interferometry, CV, profilometry and reflectometry. Yet another method of measuring the thickness of a conductive film is to place it between two RF coils and measure the change in Q factor of the circuit.

If colour charts are used then it is necessary to know all the previous colours since the colours repeat themselves. Therefore, the wafer is dipped in hydrofluoric acid and removed slowly. This etches a taper in the oxide layer - Fig 10. When the uniform layers of oxide are examined under perpendicular white light, they reflect colours as shown in the partial colour chart of Fig 11.

In the CV method, two conductive plates of known area are placed

with side of the material and capacitance measure from which thickness can be calculated.

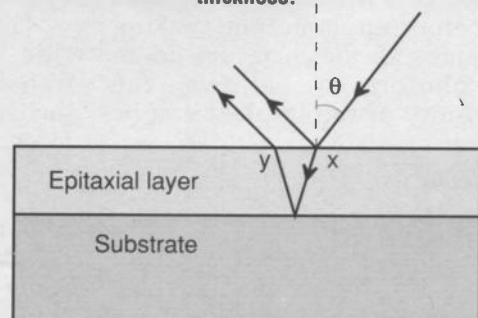
One of the most direct methods of measuring film thickness is to mask off part of the substrate when the film is deposited. This provides a step which a surface profilometer can measure. The profilometer consists of a stylus which is drawn across the step. The electrical output of the stylus is amplified and drives a pen recorder and a pictorial trace is obtained. With this method, steps as small as 100 Angstrom can be measured accurately.

One of the most accurate methods of measuring oxide thickness is to use an ellipsometer. The accuracy provided by this instrument is required only rarely as when measuring the thickness of gate oxide in MOS devices. The instrument reflects monochromatic, polarised light off the surface of the film and then analyses the reflected light for changes in polarization, phase and intensity. A set of Fresnel equations then have been solved making this method accurate but complex and expensive.

The breakdown voltage of a dielectric is found by placing a dielectric of known thickness between two conducting plates. The voltage between the two plates is increased until the current between the plates rises rapidly. For silicon dioxide a breakdown voltage of 600V per μm is good enough.

The level of contamination, mainly by sodium, is measured by a capacitance-voltage technique.

Fig. 8. Infra red techniques for measuring epitaxial layer thickness.



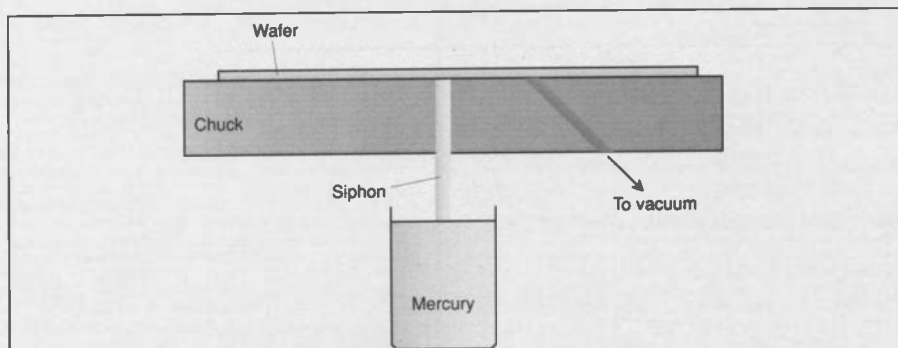


Fig. 9. Measuring probe for CV plotting.

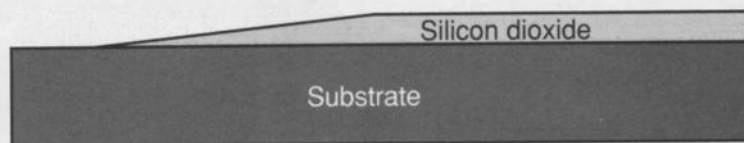


Fig. 10. Etching and taper in an oxide layer.

Conducting plates are placed each side of the silicon dioxide, a voltage applied and the capacitance measured - Fig 12. The voltage is then reversed and the voltage-capacitance graph is plotted again. The difference between the two curves shown the presence of contaminants.

Ion Implants

The most common methods of checking the dosage of ion implants are:

- The four point probe for resistance measurements
- The CV method
- Spectrometry
- Optical dosimetry

The first three methods have already been covered. The optical dosimeter measures both the dose as well as uniformity of ion implants. A transparent piece of glass acts as the wafer and is coated with positive resist which is exposed to ultra-violet light to make it transparent. The glass is then placed in ion implanting chamber and irradiated. It is then presented to the optical dosimeter and the transparency across the wafer is plotted. This is compared with the plot before implantation, making allowances for the characteristics of the photoresist, allows the uniformity of the implant can be derived.

Metallisation

The metal layer can be checked for thickness by the surface profilometer and stylus. An

alternative method is to use a quartz crystal resonator plate. This is located in the deposition chamber and the changes in frequency calibrated against the mass of metal deposited on the plate.

Since the mass of metal plate deposited and its are known, the thickness of film can be calculated. Once the resonance monitor is calibrated, the instrument is ready to use in situ for controlling not the thickness of the film but the rate at which the metal is deposited.

Silicon Trends

The use of larger wafers and a higher density of chips on the wafer has brought the cost of integrated circuits down. Because of the rapid changes, the industry has had to adapt to new technologies every few years.

For a start, the larger wafers are treated in the same uniform manner as the older smaller ones if the yield is to be maintained. A bigger wafer also means that the thickness must be increased to prevent the wafer from breaking. However the cost of processing a larger wafer is only marginally greater than that for smaller.

Then there is the purely physical side. Starting with 4in diameter wafers in 1980s, the size was up to 6 inches by 1985 and the automatic loaders had to be upgraded.

The photomasking process is also starting to reach the limit of its technology. A practical limitation is the gap between the mask and the wafer caused the mask or wafer not being flat or any particles trapped

in between them. This gap causes light to diffract or bend which means that the edge of the exposure is not where it should be. If all conditions are perfect, the minimum length that can be printed is between two and four times the wavelength of the light source. Therefore if a mercury arc lamp is used, for instance, emitting 4000\AA , the minimum length printed will be between $1\mu\text{m}$ and $2\mu\text{m}$.

Since the wavelength place a limit on the smallest shape that can be copied an obvious answer is to reduce the wavelength. X-rays of wavelength 5\AA to 15\AA can be used.

However, because X-rays do not travel far in the atmosphere, the masks have to be exposed in a vacuum. This means that although X-ray exposures have been used in the laboratory, they have not been implemented to any large extent in the factory.

Another method of overcoming the wavelength limitation is to use a beam of electrons to scan the wafer with the resist being exposed wherever the electrons strike it. Electrons may be considered as charged particles possessing properties of waves with a wavelength of less than one \AA .

When an electron deflection system such as is used in a cathode ray tube is used in conjunction with an electron microscope, the high magnifications required for today's densely packed chips are obtained. In addition, a mask is not required since a computer can be linked to the scanner which will not only make the electron beam scan but

Thickness of film in μm	Colour
0.05	Tan
0.075	Brown
0.100	Violet
0.125	Royal blue
0.150	Metallic blue
0.175	Light yellow
0.200	Light gold
0.225	Yellow orange
0.250	Melon
0.275	Red violet
0.300	Blue violet
0.310	Blue
0.325	Blue green
0.345	Light green
0.350	Yellow green
etc	

Fig. 11. Partial colour chart.

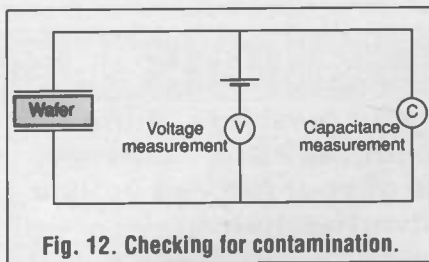


Fig. 12. Checking for contamination.

also turn it on and off.

The electron scanner can also be used to produce masks. The step and repeat process used with optical devices is no longer required since the scanner is able to map out the whole mask at one pass. Although the scanner is used commercially to produce masks, it is not used outside the laboratory to transfer images onto the wafer itself. This is because the method is slower than conventional methods and requires considerable skill. However, technology has a habit of growing out of the laboratory and into the workplace as instruments get faster, cheaper and operators become more skilled.

Other processing areas are also showing definite trends. Not only is uniformity required over a larger surface area but also in the vertical plane. This means thinner epitaxial layers. For etching, dry etching is used predominantly for sizes below $3\mu\text{m}$. For wafers larger than 100mm diameter, ion implantation is favoured over other techniques of impurity introduction.

In the metallisation process, there are moves to replace aluminium with other metals like tungsten which is better able to tolerate the high temperatures during processing. Other metals are silicides and polycides. The former is a compound of silicon, tungsten and molybdenum, the latter is a compound of poly-crystalline silicon with tungsten and molybdenum.

Oxide layers need to be thin as well as have a high dielectric strength particularly in the gate oxide layer. For protection, the silicon dioxide on top of the wafer is being replaced by polymers like polyimide which is spun on or a plasma of nitride.

Non-Silicon Technology

No description of semiconductor manufacturing techniques would be complete without a mention of thick and thin films.

Thin film circuits resemble old

style copper printed circuit boards. They are made by depositing a thin metal layer on a substrate by vacuum deposition. Then the metal is covered with photoresist which is dried and exposed to light. The metal is now etched to the required pattern. Components such as transistors, diodes, resistors and capacitors are then mounted as necessary.

Thick film technology on the other hand contains passive devices like capacitors and resistors as part of the film. The film paste is placed on an alumina substrate by a stencil screen printing method. This is then baked in a furnace and the component produced depends on the composition of the paste.

The practice of producing a substrate film to which other components are connected as opposed to a fully integrated circuit, is referred to as hybrid technology. It allows the designer a freedom to put together a circuit choosing components that have the required characteristics rather than being stuck with, say just TTL or just CMOS.

Thick film circuits are easier to manufacture than thin film circuits but the applications are limited to frequencies of around 1GHz. Thick film resistors have a maximum of 5Mohms with tolerances around $\pm 1\%$. Therefore for higher frequency or more precise operation, thin films are used.

ICs In Brief

Pure silicon is refined from sand and grown into large crystals using float zone and Czochralski methods, the latter being the more popular.

The crystal is then sawed into thin slices called wafers after determining the axes from the Miller indices. Epitaxial layers are deposited by chemical vapour deposition (CVD) process in one of three types of chamber, horizontal, vertical or barrel.

Various gases can be used as a carrier, the dopant or merely to flush out the chamber. Modern CVD processes

use a combination of temperature and pressure to achieve the best film quality.

The semiconductor manufacturing process results in many lethal products which must be treated before release into the environment.

A layer of oxide can be placed on the wafer with an oxidation process using either water or pure oxygen at temperatures between 900C and 1300C.

Component patterns are placed onto the wafers by means of a photolithographic process using photoresist, masks and etching.

After this impurities are introduced into unoxidised areas of the wafer by diffusion and ion implementation. The circuit components are then interconnected using aluminium. This is deposited using either filament evaporation, electron beam evaporation, flash evaporation and sputtering.

Devices are manufactured using two main technologies, bipolar and MOS. Resistors, diodes and capacitors are also included on an integrated circuit.

Testing is carried out throughout the manufacturing stages and sheet resistance is a measure of the amount of dopant. Other methods of measuring depth of diffusion are the stain a bevelled edge, CV measurement and spreading resistance measurements.

Similar methods are used to examine oxide and metal layers. In addition a check on the dielectric strength is carried out on the oxide layer.

It will be interesting to see what the future brings as demand grows for more and more concentrated chips. Techniques found currently in the laboratory will migrate into the factories and new ideas will emerge as experiments continue. ■

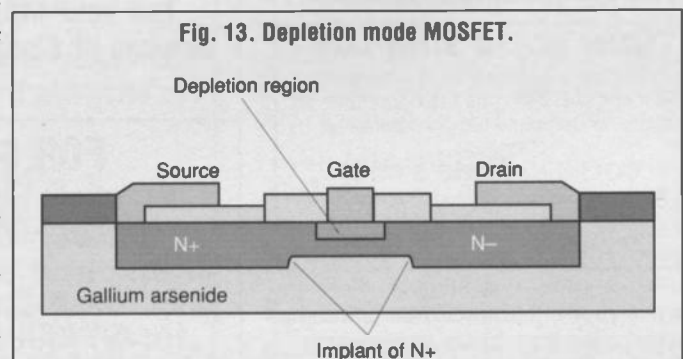


Fig. 13. Depletion mode MOSFET.

Practical Electronics Classifieds

Reach thousands of serious electronics enthusiasts with your message. Send your advertisement of up to 30 words along with a cheque for £8.23 (£7 plus VAT). Alternatively write down the number and expiry date of your Access or Visa card. For longer advertisements or semi-display (boxed advertisements), contact our ad. department on 081-743 8888. Send to **Practical Electronics Classifieds, Intra House, 193 Uxbridge Road, London W12 9RA**

Education

Start training now for the following courses.

- Telecomms Tech C&G 271
- Radio Amateur Licence C&G
- Microprocessor
- Introduction to Television

Send for our brochure - without obligation or telephone us on 06267 79398 (Ref: PE7/92)

Name.....

Radio & Telecommunications
Correspondence School,
12 Moor View Drive, Teignmouth,
Devon TQ14 9UN

BTEC ELECTRONICS TECHNICIAN FULL-TIME TRAINING

THOSE ELIGIBLE CAN APPLY FOR E.T. GRANT SUPPORT
AN EQUAL OPPORTUNITIES PROGRAMME

O.N.C. H.N.C. O.N.D.

Next Course Commences
21st September 1992

FULL PROSPECTUS FROM

**LONDON ELECTRONICS COLLEGE
(DEPT. EE) 20 PENYERN ROAD
EARLS COURT, LONDON SW5 9SU
TEL 071-373 8721**

Surplus

TURN YOUR SURPLUS

ICS transistors etc into cash, immediate settlement. WE welcome the opportunity to quote for complete factory clearance.

Contact:

COLES-HARDING & CO.,
103 South Brink, Wisbech, Cambs.
ESTABLISHED 15 YEARS
Tel: 0945 584188 - Fax: 0945 588844

Recycle your old projects and generate useful cash from spare components

Retailers

Project your retail image here!



Phone David Bonner
for details on
081-743-8888

LONDON N WEST

CRICKLEWOOD ELECTRONICS

One of the largest ranges of components in the UK!

40 Cricklewood Broadway,
LONDON NW2 3ET

Tel: 081-450 0995/452 0161

**Modernising your workshop?
Sell your old equipment
through PE Classifieds pages.**

FOR SALE

Practical Electronics in Binders volumes one (1965) to ten (1974) and later loose copies. Offers for lot (0905) 54318.

Computer Parts

CAMBRIDGE COMPUTER SCIENCE LIMITED

LCD modules,.....16 char by 1: £4.00, 20 char by 2: £8.00, 40 char by 1: £8.00	
5.25" Disk Drives, 80 Tk, DSDD£25.00 each
5.25" Disk Drives, 80 Tk, DSDD Used, No Wty£9.00 each
(The £9.00 drives are sold on a strictly 'as is' basis)	
5.25" Disk, DSDD, 48pi, boxes of 10 (free disk cleaner with 5 boxes)£3.00/box
Digital multimeter, 14 ranges, inc leads & manual£10.00 each
Apricot Disk Drive PSU 5V @ 2.5A, 12V @ 2A£10.00 each
Disk Drive Data lead BBC Micro to Disk Drive(s)	Single £2.00 Dual £4.00 each
Disk Drive Power lead BBC Micro to Disk Drive(s)	Single £2.00 Dual £4.00 each
8088 CPU chips£2.00 each
Z80A CPU, CTC, PIO £1.20 each; DMA £2.00£4.50 all 4
27128 EPROMS (Ex equipment)£1.20 each or £5.00/5
256K DRAM (Ex equipment)£0.40 each
1MBit-10 DRAM (Ex equipment)£1.40 each
256K Byte DRAM Modules, removed from equipment£8.00 each
16, 18 & 20 pin dill low profile IC sockets 0.3" wide £0.40/10£3.00/100
22 & 24 pin dill low profile IC sockets 0.4" wide £0.40/10£3.00/100
24, 28, 32, 40 & 48 pin dill low profile IC sockets 0.6" wide £0.40/10£3.00/100
Circuit tester, finds faults in TTL & CMOS logic circuits, inc leads£8.00 each
Metal project boxes drilled & painted but unused 28 x 32.5 x 5cm£5.00 each
Used computer cards many useful components (large ones socketed)	
Floppy disk card (NEC FDC chip) £1.00 Wini controller (WD HDC chip) £1.00 each	
CPU card (8088, Z80 & EPROMS)£3.00 each
Keyboards, full Qwerty, number pad and LCD£8.00 each
Desktop computer case with 200W mains PSU (used)£30.00 each

Prices include postage. Add 50p (plus VAT) to orders below £5.00

All items new unless stated. Add 17.5% VAT to all prices.

Send an SAE for our latest list or for more info.

Dept PE, 874 Milton Road, Cambridge, CB4 1RN

Tel: 0223 424082, 0661 430408 or 0661 430662 (Mail order only)

Components

CATALOGUE £1.00 + 25 P&P

LEDs 3mm or 5mm red/green6p each. Yellow 11p each,
High intensity red, green or yellow 5mm 30p each	
Cable ties 1p each £5.95/1,000 £49.50 per 10,000	
Stepping motor 4 phase 12V 7.5 step 50 ohms£8.95
SAAI027 stepping motor driver chip£3.95
FM Transmitter kit good quality sound£8.60
High quality photo resist copper clad epoxy glass boards	
Dimensions	single sided double sided
3x4 inches	£ 0.95 £1.07
4x8 inches	£ 2.40 £2.68
6x12 inches	£ 5.37 -
12x12 inches	£10.66 -

Special Offers

Computer Grade Capacitors with screw terminals 38000µf 20V£2.50
87,000µf 10V £1.95, 68,000µf 15V £2.95, 10,000µf 16V£1.50
7 segment Common anode led display 12mm£0.45
LM2931A75.0 Low drop out 5V regulator T0220 package£0.85
BS250 P channel MOSFET £0.45, BC559 transistor£3.95 per 100
74LS05 hex inverter £10.00 per 100, used 8748 Microcontroller£3.50
TV Main switch 4A double pole with momentary contacts for remote control pack of 10 £3.95 box of 60 £19.95.	
DC-DC converter Reliability model V12PS 12v in 5v 200ma out 300v input to output isolation with data \$4.95 each or pack of 10£39.95
Hour counter (used) 7 digit mains 240V AC 50Hz£1.45
Resistor pack 2500 resistors 1/8-2W 50 different values£8.95
Qwerty keyboard 58 key good quality switches new£5.00
Qwerty keyboard with serial output, no data£5.00

Wide range of CMOS TTL 74HC 74F Linear transistors kits
Rechargeable batteries, capacitor tools etc always in stock.
Please add 95p towards P&P - VAT Included

**JPG Electronics 276 - 278 Chatsworth Road
Chesterfield S40 2BH**

**Practical Electronics Classifieds
list the best sources for unusual or
back catalogue components**

Miscellaneous

UNIVERSAL PROGRAMMER Hi-Lo ALL-03 £295

Take advantage of Asian low labour cost!

- ★ Texas Instrument approved. Good quality.
- ★ PC based, programs stored into 5 diskettes.
- ★ Program most MPU, PLD, EPROM, EEPROM, BPROM.
- ★ Adaptors for PLCC devices are available.
- ★ 1 year guarantee. Money back if not satisfied.
- ★ Price includes postage but not VAT.

Write for free catalogue and price list.

Active Action Industrial Ltd
Rm 1307, Wing Tuck Coml Ctr.
177-183 Wing Lok Street
Hong Kong

Classifieds can be a TIGHT SQUEEZE

Give your ad room to
breathe
in our

DISPLAY PAGES

Contact David Bonner
on

081-743 8888

73 AMATEUR RADIO TODAY

**Broaden your
horizons.
Subscribe to the
world's leading Radio
Ham magazine.
European rates for
surface and air mail
available on request
from:**

**73 Amateur
Radio Today
PO Box 50330
Boulder
CO.
80321-0330
USA**

Components

High Stability Resistors

Carbon Film Resistors 0.56R to 10MΩ E24 series 1/4W - 1p
100 off per value - 75p 1000 off in even hundreds per value - £8.00
Metal Film 1/4W 10R0 to 1MΩ E12 series 5% - 2p 1% E24 series - 3p
Mixed metal/carbon film 1/2W E24 series 1R0 to 10MΩ - 1 1/2p

Mixed metal/carbon film 1W 4R7 to 10MΩ E12 series - 5p
BC107/8/9 - 12p BC122, BC183, BC184, BC212 & L versions - 10p
BFY50.51 & 52 - 20p 2N3055 - 50p TIP31A, 32A - 25p TIP, 41, 42 - 40p

Tantalum bead electrolytics subminiature (Mfda/Volts)

0-1.25, 0.22/25, 0.47/25, 1.0/35, 2.2/35, 3.3/16, 3.3/20, 4.7/16 - 14p 3.3/35, 4.7/25,
4.7/35 - 15p 6.8/16, 6.8/35 - 16p 10/16, 20/25 - 20p 10/35, 22/16, 33/10, 47/10 - 30p
100/6 - 30p 100/16 - 50p 220/6 - 60p

Aluminium Electrolytics (Mfda/Volts)

1.50, 2.2/50, 4.7/50, 10/16, 10/25, 10/50 5p 22/16, 22/25, 22/50, 47/16, 47/25, 47/50 -
6p 100/16, 100/25 - 7p 100/50 - 12p 220/16 - 8p 220/25, 220/50 - 10p 470/16,
470/25 - 11p 1000/16 - 15p 1000/25 - 18p 2200/25 - 22p

Miniature Polyester Capacitors 250V Wkg. Vertical Mounting

01, 015, 022, 033, 047, 068 - 4p 0.1 - 5p 0.15, 22 - 6p

Mylar Capacitors 100V Wkg. Vertical Mounting E12 Series

1000p to 8200p - 3p 0.01 to 0.68 - 4p 0.1 - 5p 0.15, 0.22 - 6p

Subm. Ceramic Plate 100V Wkg. E12 Series Vertical Mounting

2% IPB to 47p - 3p 56p to 330p - 4p 10% 330p to 4700p - 4p

Plate/disc ceramic 50V. Wkg. Vertical Mount. E12 series 1P0 to 1000P & E6 series 1500P to 47000P - 2p 0.1 - 3p

Polystyrene Capacitors 63V Wkg. E12 Series Axial Mounting

10P to 820P - 4p 1000P to 10,000 - 5p 12,000P - 6p

Diodes

Zener diodes E24 series 3V3 to 33V 400mW - 8p 1 watt - 12p 1N4148 - 2p 1N4001 -
3p 1N4002 - 3.5p 1N4007 - 5p 1N5404 - 14p OA91 - 8p AA143 - 10p W005 - 20p
W01 - 25p BYX10 - 6p
L.E.D's Red, Green & Yellow 3mm & 5mm - 10p 8mm - 35p
20mm fuses 0.15A to 10A quick blow - 5p 0.1A to 5A Anti Surge - 8p
High Speed drills 0.8mm, 1.0mm, 1.3mm, 1.5mm, 2mm - 30p
"Expo" "Reliant" drilling machines 12V d.c. with improved 3-jaw chuck - £7.00
Nicad AA - 60p HP11 - £2 HP2 - £2.20 PP3 - £5 Universal chargers for all above
batteries - £8.50

Glass reed switches with single pole make contacts - 8p Magnets - 12p 0.1" stripboard
2.5" X 1" 9 rows 27 holes - 25p 3.75" X 2.5" 24 rows 37 holes - 70p. Isolators list price
£16.95 7 year guarantee - £12.50 Jack plugs 2.5mm (3.5mm - 14p. Sockets panel
mg - 10p

All prices VAT inclusive Postage 30P (free over £5)

THE C.R. SUPPLY CO.
127 Chesterfield Road,
Sheffield S8 0RN.
Tel: 0742 557771

Greenweld Newslines 0891 505 121

Calls charged at 36p/min cheap rate, 48p/min other times
For a weekly update on our latest
surplus bargains - call now!! Our latest
list FREE from GREENWELD, 27 Park
Road, Southampton SO1 3TB

SURPLUS/REDUNDANT ELECTRONICS COMPONENTS WANTED

ICs - Tuners - Transistors - Valves - Diodes etc - any quantity
considered - immediate payment.

ADM ELECTRONICS SUPPLIES

Tel 0827 873311 Fax: 0827 874835

Contact

HST for all your component
needs. Send for your free
catalogue and details of
special offers.

**HST Ltd,
Technology House,
Prospect Road,
Carlton, Nottingham
NG4 6LA
Tel: 0602-587225
Fax: 0602-484530**

Surveillance

**Suma Designs
sell top quality
surveillance equipment
in kit form or as ready
built units.
See our full page
display ad in this issue**



Cooke International
FOR SALE
Scopes, signal generators, power supplies,
power meters, DVMs, oscillators,
attenuators,
used test equipment.
Contact: Cooke International, Unit Four
Fordingbridge Site, Main Road, Barnham
Bognor Regis, West Sussex PO22 0EB
Tel: 0243 545111 Fax: 0243 542457
Wide range of items available, send SAE for lists

Stock Clearance

£100s of cables, connectors, hardware, metal, motors, relays,
semiconductors, switches, transformers.

Tiny Systems Electronics Ltd
23 Broadway, New Moston, NE Manchester
Tel: 061 661 3146

Kits, Plans, Assembled Units,
Surveillance Microtransmitters,
Phone Recording Switches, Trackers,
Defence /Protection Circuits, Plus
much more. Send 2 x 24p stamps for
lists, or tel. 05436 76477 24hrs.
Everything for the budding 007.
ACE(PE). 53 Woodland Way,
Burntwood, Staffs. WS7 8UP.

Super VHF Microtransmitters. Long
range, high sensitivity. Tuneable 75-
115 MHz. Listen on any FM radio.
Assembled, ready to use. High
quality, fully encased. Full
instructions, guaranteed. Ideal Xmas
presents as baby monitors etc. £9.50
post free. Cheques/POs; Mr B. Hicks,
24 Brewster Road, Boston, Lincs, PE21
0DY. Tel: 0205 362003

9 Watt infrared laser diodes, driver
circuit plan included, £69.00. Laser
pens, 1mw (red) £149.00. Laser diode
modules (red) 2mw £99.00, 5mw
£159.00. A McKeene, 6 Grange Farm,
Kirkaldy, Fife KY2 5UH

Amstrad 2086 PC. 30Mb hard disk,

Miscellaneous

SOLAR PANELS

Special offer. 12V nominal (20V OC), 80 milliamps, 12 inch x 6 inch pre-wired amorphous silicon panel £4.50. Many other sizes, wind generators and other products. Orders to:

Robert Keyes, Gwlied, 4 Glanmor Crescent, Newport NP9 8AX
Catalogue 2 x 1st class stamps

3.5-inch floppy, mono VGA, mouse, manuals. VGC. £350 ovno. Some electronics books, rather old, £3 each. Phone Richard, 0895 810680 (Uxbridge)

IBM PC Public Domain Shareware sg: EE Draw 2.2, PCB CAD; PC Route 2. On 3.5 inch disk, £2.50. What's more, ham radio, loud speaker cross assembler. J.D. Soft. Tel: 061 430 5208

Wanted: Electronics engineer to make up small electrical component for a novice. Good fee paid. Surrey area. 0428 683733 after 6:30pm.

IBM PC PD/shareware, electronic and others. JD Soft. Tel: 061 4305208

Wanted: Does anyone have a software listing for Amstrad EPROM programmer published in PE April 1987, author Stephen Burkitt. Davies, 42 Seaview Park, Murcar, Bridge of Don, Aberdeen AB23 8BR

EPROM Erasing and programming service. Program from master, disk file or hex code listing. From £1.00 per device, plus set-up charges. SAE to: 345 The Ridgeway, Erdington, Birmingham B23 7TB

Problems with your project?

Kit assembly, problem investigations, design work undertaken. Hourly rates or fixed prices available. **Contact SEDS, 205 London Road, Westcliff-on-Sea, Essex SS0 7BP**

Looking for a home study course, in the fundamentals of electronics?

Whether you are a beginner, or an old hand requiring a refresher, the **DIRECT PERSONAL LEARNING** course, could be right for you. Contact; K. Sparrow, Electronic Training Consultant, 11 Claydon Green, Whitchurch, BRISTOL Avon, BS14 ONG. Tel: 0275 835669

Miscellaneous

Missing a vital Practical Electronics back issue? Don't despair!

Reprints of articles and software listings are available for £2 each from Intra Press, Intra House, 193 Uxbridge Road, London W12 9RA, or by phone on 081 743 8888. We cannot accept credit card orders below £5 total value.

Oscilloscopes £50 each, Tek. 544 and 545B, plus plug-ins IA4 and Type L, plus spares and manuals. Phone 0524 63221 day, 0229 57066 evenings.

Miscellaneous

Writing Classified Advertisements That Work

- ① Start by mentioning the product or service you are selling. By doing so, you make it easier for the reader to see what you are offering.
- ② Always include the price of whatever it is you are selling. Research has shown that 52% of people who read classified ads will not respond to advertisements that fail to include the price.
- ③ Keep abbreviations to a minimum. It makes whatever you have to say more easily understood.
- ④ Pretend to be your prospective customer. Ask yourself what it is you would like to know about the product or service that you are selling that would make you want to buy it. For example, you could include information such as brand names, colours and specifications.

Advertising Index

BK Electronics.....	IBC
Bull Electrical.....	42
Cirkit Distribution.....	36
Cricklewood Electronics.....	17
Edward Symmons & Partners.....	32
Greenbank.....	53
Happy Memories.....	32
International Corr. Schl.....	53
Jaytee Electronic Services.....	5
Lazerline.....	51
Mauritron.....	5
Northern Marketing Concepts.....	17
Number One Systems.....	IFC
Omni Electronics.....	53
Seetrax.....	17
Service Trading.....	53
Silica Systems.....	OBC
Stewart of Reading.....	32
Suma Designs.....	24
Top Secret Electronics.....	5
Tsien.....	9

Techniques

Andrew Armstrong with a programmable solution to a flashy question.

A reader from Ilford in Essex (I used to live there before they flattened it) would like a design to control a panel of lights, as shown in Fig 1. He wants a sequence of dynamic patterns as follows:

- 1) Vertical bar running from left to right.
- 2) Vertical bar running from right to left.
- 3) Horizontal bar running from top to bottom.
- 4) Horizontal bar running from bottom to top.
- 5) Negative (ie all leds alight except the bar) vertical bar running backwards and forward between the two ends.
- 6) Alternate pairs of columns flash.

Because there are five rows and eleven columns, sixteen control lines can be used to select any individual LED or any row or column. Any led whose row and column lines are energised illuminates. To illuminate any other pattern by using row and column addressing would require multiplexing, but luckily all the patterns requested use whole rows or columns.

It would be possible to do this with discrete logic, but the circuit required would be complex. The most obvious discrete logic approach uses an EPROM to store

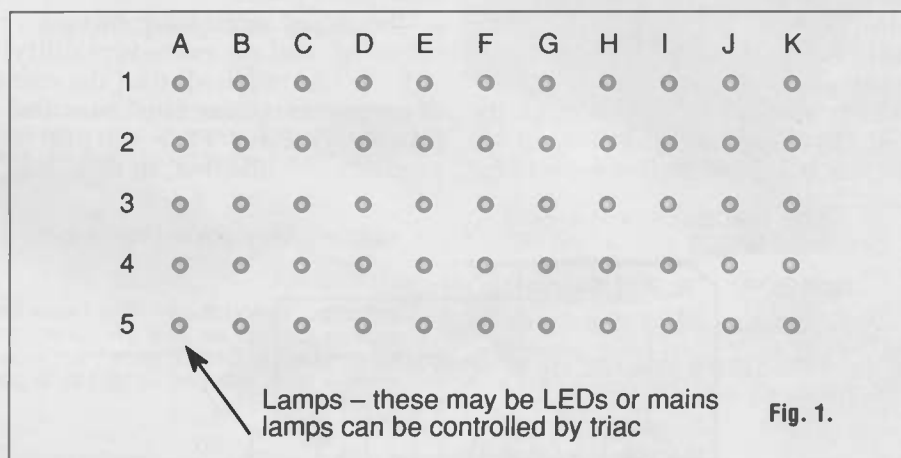


Fig. 1.

each light pattern in a sequence in pairs of bytes, with low order address lines used to cycle round the sequence. The least significant address line would be used to select the two parts of the sequence.

Higher order address lines would be used to select which sequence was in use. Two clocks are required, one to time the individual steps in a sequence, and one to time the duration of each sequence. One snag which would need to be addressed (pun intended) is that not all sequences are of the same length, so that a simpleminded cycling round a section of memory might not be suitable. Perhaps the sequences could be redesigned to suit, but this approach is limited in its versatility.

For the sake of interest, a block diagram of this approach is shown in Fig. 2.

Microprocessor

Discrete logic not using an EPROM is even less versatile, as well as being complicated. It may be that after seeing the patterns one would wish to alter them to produce a more pleasing effect. With discrete logic this involves redesigning the board, while, with a microprocessor system, re-writing a few lines of code will suffice.

A representative circuit diagram of such a system is shown in Fig. 3. The 80C31 microprocessor is ideal for this sort of small control application, and is shown here used with a separate EPROM which stores both the program and a table of patterns. The design as it is shown here can control each lamp individually, so that control is no longer confined to horizontal or vertical bars.

Only one output is shown, but there are eight outputs on each 74HC374 latch, and there are a total of eight latches in the system. This would allow control of up to 64 lamps, though in the reader's example only 55 are required.

Lamp pattern data for a group of eight lamps is output to the address/data bus and latched into the appropriate 74HC374. The

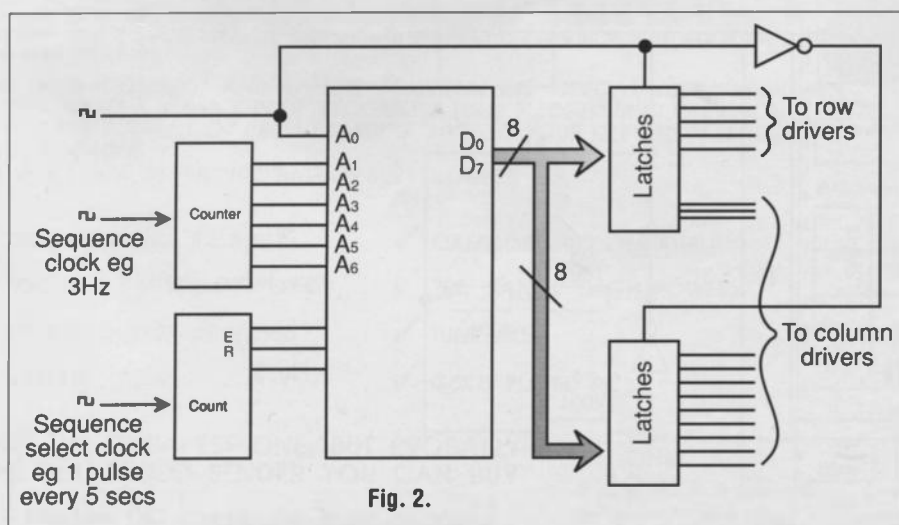


Fig. 2.

appropriate latch is selected by the 74HC138 3-line to 8-line decoder, which is fed from the lowest three address lines. When it is time for data to be rewritten to the latch, the 74HC138 outputs are strobed by the write line from the microprocessor.

The sequence rate is set by an external oscillator fed in on an interrupt input. This represents the simplest way to provide an adjustable speed. The output is controlled via an opto-isolator which requires 10 mA through its led if it is to be guaranteed to switch. If a different isolator is to be

used, then the value of the limiting resistor must be recalculated. In any event, take care not to exceed the output current rating of the 74HC374. A suitable power supply design is shown in Fig. 4. Only one decoupling capacitor is shown, but probably a couple of others should be scattered around the board at convenient places.

If only bar mode lamp driving is required, and no extra versatility will ever be required, then the cost of a separate opto-isolated triac and power triac for each output is probably not justified. In this case,

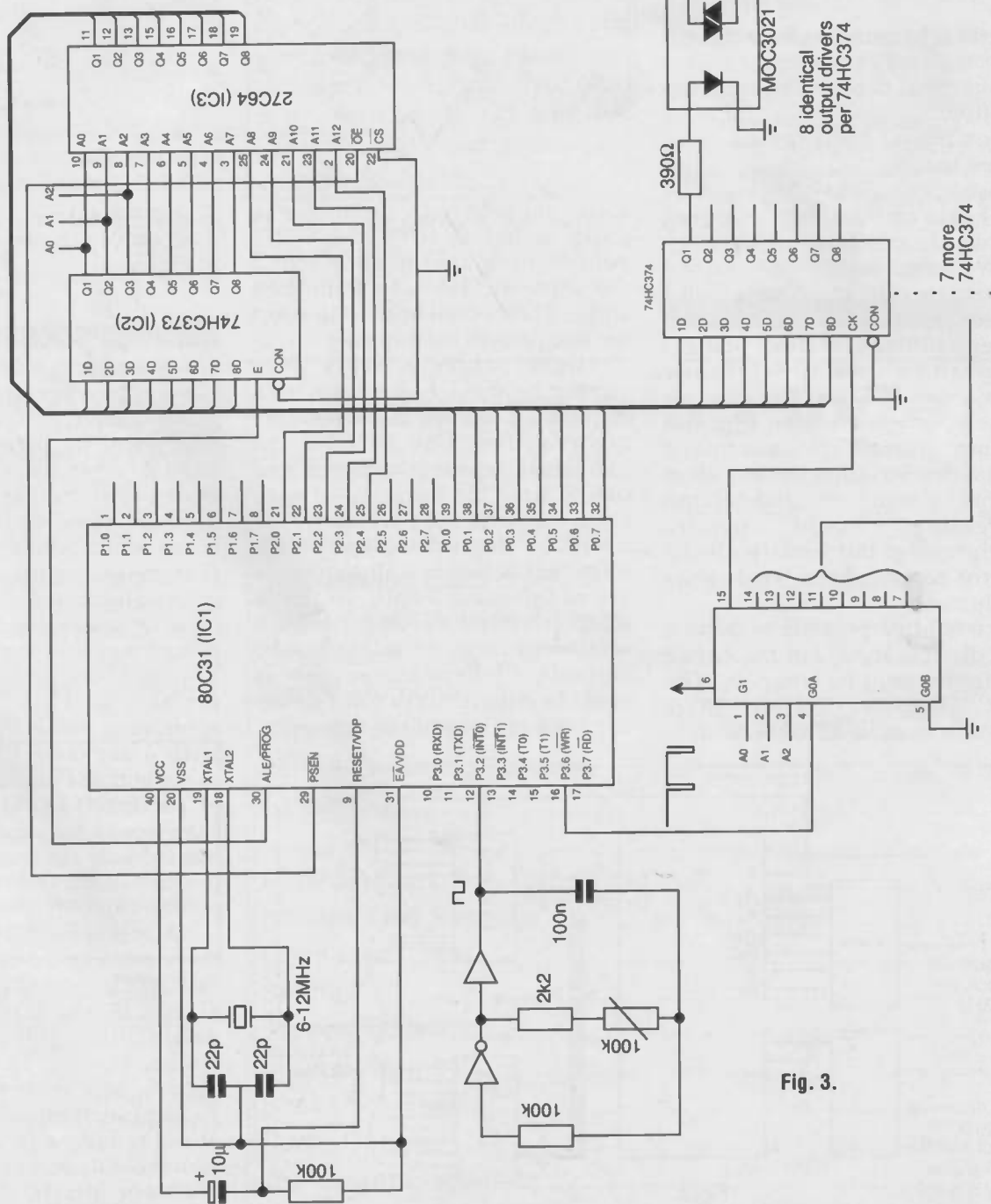


Fig. 3.

STEREO STEREO audio Sender



LISTEN TO YOUR CDs ON YOUR CAR RADIO!
or to your hifi in the bedroom, the kitchen, the garage,
even in the garden.....!

Lazerline Audio Sender is a powerful, full stereo, mini broadcast station relaying ANY AUDIO signal (mono or stereo) from your Compact Disc Player - Hifi - Television - VCR - or other sound source, including computer sound card, to any number of FM receivers up to 200 feet radius.

No wiring of any kind is required, simply plug in and enjoy your personal stereo FM radio station.

When used in conjunction with a personal radio with headphones, Lazerline Audio Sender become a "Cordless headphone". As well as normal private listening, this is particularly useful when one of the family is hard of hearing; he or she can enjoy listening to the television at a higher volume level without disturbing other listener.

"The quality is as good as that from any FM station with perfect stereo and a good dynamic range."

Practical Electronics May 1992

ONLY
£ 64.95 inclusive
Not approved for use in the UK

- ✓ STEREO FM BROADCAST FOR CRYSTAL CLEAR SOUND
- ✓ TUNEABLE FOR BEST RECEPTION
- ✓ AUTOMATIC GAIN CONTROL
- ✓ UP TO 200 FEET RANGE NOT LIMITED TO LINE OF SIGHT
- ✓ USE ANYWHERE (Battery powered)
- ✓ VERY COMPACT, ONLY 2.5" x 1.5" X 4.75"
- ✓ NO CUMBERSOME AERIAL

VIDEO SENDER

That REALLY works!

"I want to watch Satellite TV" !!

"I WANT to watch the other side" !!!

Not a problem anymore.

The NEW Lazerline Video Sender, identical in style and dimensions to the Audio Sender above, enables you to choose **WHAT**, and **WHERE** you watch.

Totally new in concept. Mains and battery powered for total flexibility, and using the latest state of the art "Microwave" semi-conductors, surface mounted on a GOLD plated circuit board for optimum signal transfer, the Lazerline Video Sender is very powerful with an output approaching 10 mW.

A "High and Low" power switch is incorporated for maximum control, particularly useful if you live in a flat and do not wish to interfere with your neighbours television.

No need for cables, simply plug the Video Sender into your satellite receiver or video machine and watch satellite programmes or video films, crystal clear on ALL of the television sets in the house.

BEING VERY COMPACT AND BATTERY POWERED, THE VIDEO SENDER, WHEN CONNECTED TO A "CAMCORDER" BECOMES A FULLY FLEDGED MINI TELEVISION TRANSMITTER, CAPABLE OF BROADCASTING "LIVE" TO YOUR TELEVISION SET OR VIDEO RECORDER.

IDEAL FOR LOW COST MONITORING OR SURVEILLANCE.

- ✓ CRYSTAL CLEAR PICTURES
- ✓ MAINS & BATTERY POWERED
- ✓ 10 mW OUTPUT (Nominal)
- ✓ VARIABLE POWER
- ✓ CAMCORDER COMPATIBLE
- ✓ 200' RANGE (HIGH POWER)
- ✓ TUNEABLE
- ✓ GOLD PLATED PCB

NOT THE CHEAPEST ONE, BUT PROBABLY THE BEST VIDEO SENDER YOU CAN BUY

Please **DO** compare specifications.

ONLY
£ 49.95 inclusive
Not approved for use in the UK

£ 10 off IF 2 OR MORE ITEMS ORDERED TOGETHER

YOUR GUARANTEE

You should be TOTALLY happy with our service as well as your purchase. All goods are designed by ourselves, manufactured to a very high standard in our own factory, and guaranteed for 1 full year. In the unlikely event that any product fails to give complete satisfaction return it to us in undamaged condition within 7 days for refund or free replacement. This is in addition to your statutory rights.

HOW TO ORDER

TO: Lazerline, Unit2, Castle Commerce, Leighton Buzzard, Beds, LU7 7RG

Please supply.....Audio Senders at £64.95 each inclusive.

Please supply.....Video Senders at £49.95 each inclusive.

I enclose cheque for.....payable to Lazerline.

(5% Discount for cheque or P.O with order)



I wish to pay by Visa - MasterCard, please debit my account. My card number is:

--	--	--	--	--	--	--	--	--	--	--	--	--	--	--	--	--	--	--	--	--



Signature

Expiry date

--	--	--	--	--	--	--	--	--	--	--	--	--	--	--	--	--	--	--	--	--

Name (on card)

--	--	--	--	--	--	--	--	--	--	--	--	--	--	--	--	--	--	--	--	--

Address

--	--	--	--	--	--	--	--	--	--	--	--	--	--	--	--	--	--	--	--	--

Postcode

--	--	--	--	--	--	--	--	--	--	--	--	--	--	--	--	--	--	--	--	--

Normally despatched within 7 days, please allow up to 28 days for delivery.

PE

TRADE & EXPORT ENQUIRIES WELCOME



Direct Hotline Number

0525 378267

FAX 0525 377916

We are always pleased to demonstrate our products. Callers Welcome by appointment.

Full Printed Circuits CAD design, manufacturing and assembly service available.

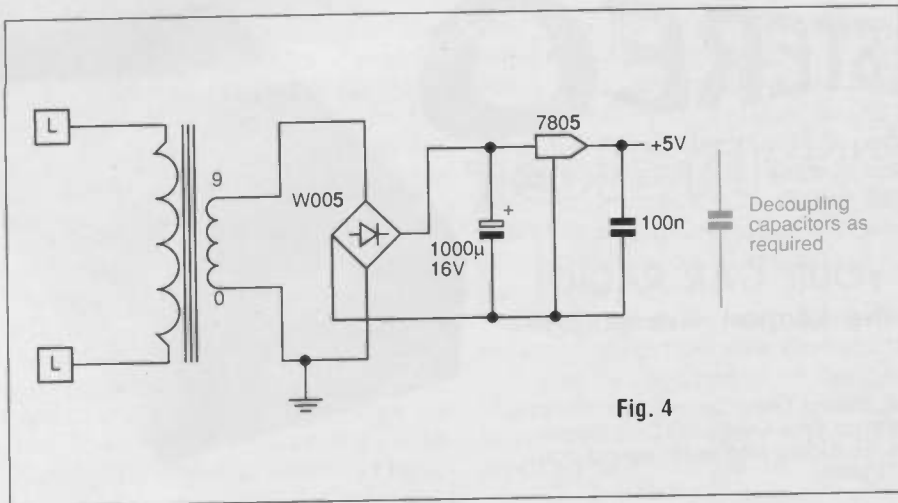


Fig. 4

the circuit illustrated in Fig. 5 may be used. Both ROW and COLUMN triacs must be switched on in order to illuminate a given lamp, so that for a vertical bar, one column driver and all row drivers would be on.

Because the triacs each switch a number of lamps, higher current types should be chosen. Just add up the load current for each lamp, double it to cope with surges, and choose a triac of that rating.

If only LEDs are to be driven, then power MOSFETs can be used to control them. If a small low current display is to be constructed, the output drive from the 74HC374s may be sufficient, but most practical applications will require more current. If only bar mode is to be used, P-channel FETs may be used to drive the columns from the positive supply, and N-channel

FETs to drive the negative. In this application, a higher current power supply (probably switched mode) will be necessary.

The Program

In line with normal policy in Techniques, this program is not intended to be perfect as it stands, but it is intended to show how the job should be done. The first instruction, which the microprocessor executes after a reset, is a jump to the start of the main routine at 100H. This section clears internal registers, enables interrupts, then the "HERE" instruction loops to itself until an interrupt occurs.

When the interrupt (from the external clock) does occur, the instruction at address 3 is

executed. This is a jump to "CLOCK", which is the start of the code which looks up the lamp positions in the tables and outputs the data to the latches as described above.

The table organisation is as follows: The first entry in each table is the first step in the sequence for a particular group of 8 lamps, with separate tables (0 to 7) for each latch/bank of lamps.

This may require some debugging, but should work more or less as shown. If the full versatility of individual lamp addressing is not required, and bar displays are acceptable, then only two tables and two latches are needed. As mentioned above, the reason for this approach would be to save the cost of one driver per lamp. ■

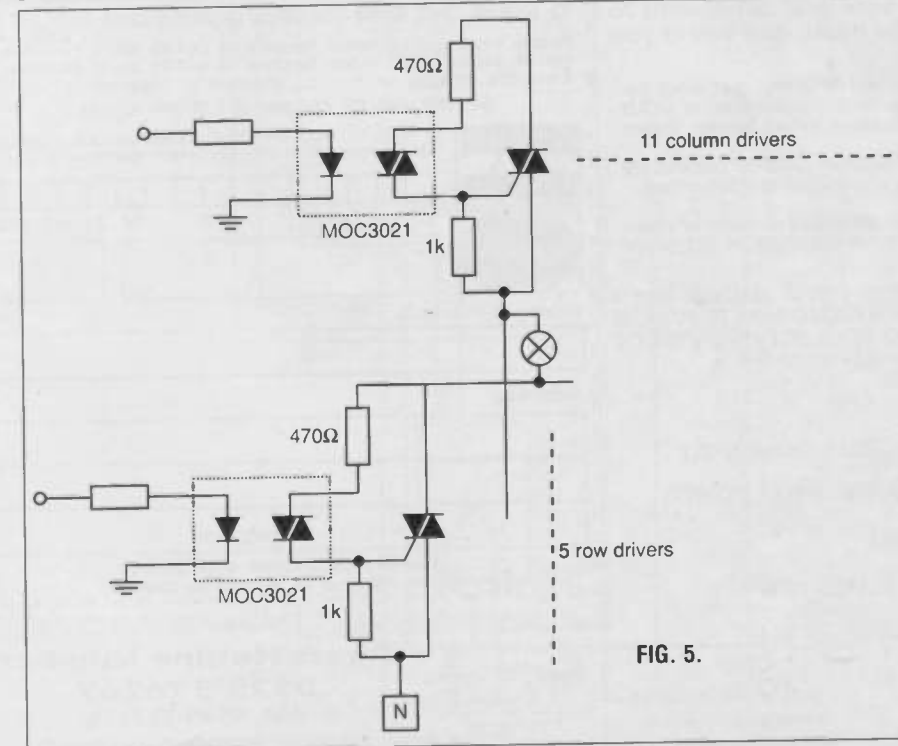


FIG. 5.

Address Label	Mnem	Operands	Comments
CLKCNT	EQU	20H	
	ORG	0	;ADDRESS 0
	LJMP	BEGIN	
	ORG	3	;ADDRESS 3
BEGIN	ORG	100H	
	MOV	SP,#40H	;SET STACK PTR
	CLR	RS0	;REGISTER BANK 0
	CLR	RS1	
	CLR	A	
	MOV	CLK CNT,A	;CLEAR COUNT
	SETB	EXO	
	SETB	EA	;INTERRUPTS ON
HERE	SJMP	HERE	;WAIT FOR INT
	ORG	200H	
CLOCK	CLR	A	
	MOV	RO,A	;POINT TO ADDRESS 0
	MOV	A,CLKCNT	;GET COUNT
	MOV	R7,A	;SAVE
	MOV	DPTR,#TABLE0	;POINT TO TABLE 0
	MOVC	A,A,+DPTR	;LOOK UP BYTE
	MOVX	@RO,A	;OUTPUT TO 0
	INC	RO	;NEXT ADDRESS
	MOV	DPTR,#TABLE1	
	MOVC	A,A+DPTR	
	MOVX	@RO,A	;OUTPUT TO 1
	; AND SO ON FOR THE NUMBER OF TABLES USED		
	MOV	A,R7	
	INC	A	
	CJNE	A,#MAXCNT,ENDINT	;COMPARE WITH MAX VALUE
ENDINT	CLR	A	
	MOV	CLKCNT,A	;RESTART
	RGTI		
TABLE0	DB	0FH	;EXAMPLE
COMMANDS	DB	0FH	; TO SET UP
TABLE	DB		
TABLE1	DB	0FH	

Philips is pitching for a share of the market for Closed Caption decoders. TV programmes in the US have subtitling for the deaf buried in line 21. The data rate is much lower than for teletext, around 0.5 MBit/s. Congress has decreed that from 1993 every TV set with a 13in or larger screen must have a built-in decoder. The aim is to force down the price of decoders from around \$200 for an add-on box, to around \$10 on the price of a TV set. Currently only around 100,000 decoders are sold.

Philips has eyed the potential market of 20 million TV sets a year and designed a single chip decoder for manufacturers to build into TV sets. The chip ("Litod", short for Line 21 decoder) should by now be ready. It will connect in a daisy chain with the RGB colour circuits, to give colour titles with the option of scrolling, rolling and underlining. Chip cost is put at \$5 in volume. Makers of budget TV sets can make only hardware connections, without any software control of the Litod chip.

Why should all this interest us in Britain, when we already have teletext for subtitles? Because the US Litod system has one very special advantage over teletext. The data rate of the signal in line 21 is so slow that it can easily be recorded by any VCR. British teletext can only be recorded by professional video decks or tweaked Super VHS. This is why pre-recorded video tapes in NTSC format can boast subtitles for the deaf.

Finally, two personal pleas.

Can the new UK teletext service operator please do something which is blindingly sensible, but which Oracle would never do - that is to match page numbers where both the BBC and ITV/Channel 4 offer similar services. It is just plain daft to expect the public to remember different page numbers for similar services, like news, weather, sport and TV programmes.

And will the new service please do as the BBC does and make it as easy to use Fastext to check satellite programmes as terrestrial TV?

Constructors!



PC Foundation Systems

(all including Motherboard, Case, 200W PSU; no RAM fitted)

Type 1 - 16 bit processor
16 MHz 296 (Desk Top Case)£139.50

Type 2 - 32 bit processor
25 MHz 386SX (Mini Tower Case)£199.50

Various accessories, (keyboards, montiros etc) available - please write or phone for more details.

Carriage, Terms

Add VAT to all prices. Carriage on Grel System components flat rate, regardless of order size: £4.50 (+ VAT)

Access and Visa accepted, no surcharge.

Greenbank Electronics, Dept PE07 460 New Chester Road, Rock Ferry, Birkenhead, Merseyside L42 2AE. Tel: 051-645 3391

MAKE YOUR INTERESTS PAY!

Over the past 100 years more than 10 million students throughout the world have found it worth their while! An ICS home-study course can help you get a better job, make more money and have more fun out of life! ICS has over 100 years experience in home-study courses and is the largest correspondence school in the world. You learn at your own pace, when and where you want under the guidance of expert 'personal' tutors. Find out how we can help YOU. Post or phone today for FREE INFORMATION on the course of your choice. (Tick one box only)

Electronics	<input type="checkbox"/>	TV, Video & Hi-Fi Servicing	<input type="checkbox"/>
Basic Electronic Engineering (City & Guilds)	<input type="checkbox"/>	Refrigeration & Air Conditioning	<input type="checkbox"/>
Electrical Engineering	<input type="checkbox"/>	Car Mechanics	<input type="checkbox"/>
Electrical Contracting/Installation	<input type="checkbox"/>	Computer Programming	<input type="checkbox"/>

GCSE/GCE/SCE over 40 examination subjects to choose from

Name _____ Address _____



International Correspondence Schools, Dept. ED872
312/314 High Street, Sutton, Surrey SM1 1PR. or 041-221 7373 (24 hours).

OMNI ELECTRONICS

stock a wide range of electronic components at

**174 Dalkeith Road
Edinburgh EH16 5DX
Tel: 031 667 2611**

Open Mon-Thu 9.15am-6.00pm
Fri 9.15am-5.00pm
Sat 9.30am-5.00pm



1990/91 catalogue costs £1.50 contains vouchers to use against purchases
Do you have your copy yet?



VARIABLE VOLTAGE TRANSFORMERS

INPUT 220/240V AC 50/60
OUTPUT 0-260V

	Price	P&P
0.5KVA 2.5 amp max	£29.00	£4.65
	(£39.54 inc VAT)	
1KVA 5 amp max	£37.40	£6.25
	(£51.29 inc VAT)	
2KVA 10 amp max	£54.00	£7.80
	(£72.62 inc VAT)	
3KVA 15 amp max	£71.50	£7.80
	(£93.18 inc VAT)	
5KVA 25 amp max	£126.50	
	(Carriage on request)	

Buy direct from the Importers. Keenest prices in the country

COMPREHENSIVE RANGE OF TRANSFORMERS-LT-ISOLATION & AUTO
(110-240V Auto transfer either cased with American socket and mains lead or open frame type. Available for immediate delivery.

ULTRA VIOLET BLACK LIGHT FLUORESCENT TUBES

4ft 40 watt £12.00 (collars only)	(£14.10 inc VAT)
2ft 20 watt £7.44 + £1.25 p&p	(£10.21 inc VAT)
13in 10 watt £5.00 + 75p p&p	(£7.70 inc VAT)
12 in 8 watt £4.90 + 75p p&p	(£6.25 inc VAT)
6in 8 watt £3.96 + 50p p&p	(£5.24 inc VAT)
6in 4 watt £3.96 + 50p p&p	(£5.24 inc VAT)

230V AC BALLAST KIT
For either 9in, 9in or 12in tubes £5.50 + 1.15p p&p
(£7.81 inc VAT)
For 13in tubes £8.00 + 75p p&p
(£8.64 inc VAT)

400 WATT UV LAMP
Only £34.00 + £2.50 p&p (£42.89 inc VAT)
174 WATT SELF BALLASTED BLACK LIGHT MERCURY BULBS
Available with BC or ES fitting. Price inc VAT & p&p £28.27

12 VOLT BILGE PUMPS
Buy direct from the importers
500 GPH 15ft head 3 amp £16.36
1750 GPH 15ft head 9 amp £26.65
PRICES INCLUDE P&P + VAT

EPROM ERASURE KIT
Build your own EPROM ERASURE for a fraction of the price of a made-up unit. List of parts less case includes 12in 8 watt 2637 Argon Tube Ballast unit, pair of 8-pin leads, neon indicator, on/off switch, safety microswitch and circuit £14.00 + £2.00 p&p (£18.80 inc VAT)

SUPER HY-LIGHT STROBE KIT
Designed for Discs, Theatrical use etc.
Approx 16 joules. Adjustable speed £48.00 + £2.00 p&p (£56.75 inc VAT)
Case and reflector £22.00 + £2.00 p&p (£28.20 inc VAT)
SAE for further details including Hy-light and industrial Strobe Kits.

RHEOSTAT
50W 2 ohm 5 amp ceramic power rheostat. Price inc VAT & p&p £10.61

MICROSWITCH
Pye 15 amp changeover lever microswitch, type S171 Brand new. Price 5 for £7.06 inc VAT & p&p

NMS = NEW MANUF SURPLUS R&T = RECONDITIONED AND TESTED

SERVICE TRADING CO
57 BRIDGMAN ROAD, CHISWICK, LONDON W4 5BB
081-995 1560
ACCOUNT CUSTOMERS MIN. ORDER £10

Showroom open Monday/Friday

"BOFFINS SPECIAL" - UNIQUE OFFER

Surplus Precision Medical Unit, Internally in excellent condition. Designed primarily to eject a precise controllable amount of fluid from a medical syringe (latter not supplied). Contains the following removable components: Dual Micro Processor Boards and EPROMS, Escap Precision 12V DC Motor with 300:1 Gear Box and optical encoder coupled to a precision threaded drive mechanism. Mains supply with 6 x 1.5V Ni-Cad AA cells back-up. L.C.D. Digital read-out 17mm high with legends. Audible warning. These are sold for the dismantling of the exceptional quality components. Regret no Circuits available.

Ridiculously low price £16.00 + £4.00 p&p (£23.50 incl VAT)

WIDE RANGE OF XENON FLASHTUBES

Write/Phone your enquiries

12V DC GEARED MOTOR
12V DC Reversible precision-built Motor. Output speeds no load approx. 12V-26 rpm; 9V-20 rpm; 6-12 rpm. Will work at lower voltages & still retain a reasonable torque. Ideal for robotics etc. Size: L 40mm, W 20mm, H 30mm, Shaft: 3mm dia. x 10mm long. Price: 8.00 + 50p p&p. (£10.00 incl VAT).

SOLID STATE RELAY
7 amp @ 240V AC when mounted on suitable Heatstain. Can be driven from TTL or Computer output between 3-10V DC. Size: 24mm x 17mm x 15mm high. Fixing centres 30mm (10-5). Price: £3.00 + 40p p&p. (£4.00 incl VAT).

TORIN CENTRIFUGAL BLOWER
230V AC, 2,800 RPM, 0.9 amp, 130mm diameter, impeller outlet 63 x 37mm, overall size 105 x 160 x 150mm long. Price £17.50 + £2.50 p&p. (£23.50 inc VAT).

GEARED MOTORS
71 RPM 20lb inch torque reversible 115V AC input including capacitor and transformer for 240V AC operation. Price inc VAT & p&p £23.50.

SOLID STATE EHT UNIT
Input 230/240V AC. Output approx 15KV Producing 10mm spark. Built-in 10 sec timer. Easily modified for 20 sec, 30 sec to continuous. Designed for boiler ignition. Dozens of uses in the field of physics and electronics, eg supplying neon or argon tubes etc. Price less case £8.50 + £2.40 p&p (£12.81 inc VAT) NMS

HEAVY DUTY MOTOR
Crouzet 115V/230V AC heavy duty 17RPM motor Anticlockwise type 82/015. Size 68mm. diameter x 55mm long. Shaft 8mm diameter x 20mm long. Price inc VAT & p&p £18.98.

RHEOSTAT
Pye 15 amp changeover lever microswitch, type S171 Brand new. Price 5 for £7.06 inc VAT & p&p

MICROSWITCH
NMS = NEW MANUF SURPLUS R&T = RECONDITIONED AND TESTED

SERVICE TRADING CO
57 BRIDGMAN ROAD, CHISWICK, LONDON W4 5BB
081-995 1560
ACCOUNT CUSTOMERS MIN. ORDER £10

Showroom open Monday/Friday

Taking A View On Teletext

Barry explains the concepts behind teletext and looks at some of the latest developments in the technology.

Oracle has lost the domestic teletext franchise. At the end of the year it goes to Teletext UK Ltd, a consortium which includes Philips, which bid higher than Oracle in the ITC's auction.

It is appropriate that Philips should get a slice of the teletext action. The first text service began in 1976 and there are now over 50 million teletext TV receivers operating in over 40 countries. Philips has supplied more than 42 million of the chip sets.

Early decoders needed over 200 IC's. Now one chip does it all. Each page needs 1 kilobyte, 8 kbits, of memory. Adding RAM chips speeds access to selected pages which are pre-selected and stored ready for call-up.

Only one market has shown no interest in the European system, which is now known as World System Teletext.

"We have failed dismally in the USA" admits Dick Bugg technical consultant to Philips' chip design centre at Southampton. "But it's not for want of trying. The last big opportunity to open new markets is in China."

The teletext signal is a stream of digital code, running at just under 7 MHz, which is transmitted in the unused lines of the TV picture which define the black borders at top and bottom of the screen. This code triggers the generation of alphanumeric characters permanently stored in ROM. Early decoders stored 96 characters. The latest can store 192, which covers all languages in Western Europe. But this is still nowhere near enough to cope with the Chinese language, which uses at least 20,000



ideograms or picture symbols. Each requires six times as much digital code as a Western character to describe.

It is far too expensive to store the code for all the necessary ideograms in ROM. Japan's Captain system uses facsimile technology to transmit ideograms as ready-made characters. This takes up far more transmission capacity than the teletext method of sending only short codes which trigger the generation of characters stored in ROM. Also the fax code is easily corrupted by transmission errors, for instance caused by reflections of the broadcast signal from buildings or hills. Small code errors cause large changes in the ideogram.

Japan has been trying to sell Captain to China, but with no success. The Chinese Ministry of Radio, Film and Television wanted a more robust system than Captain. The Ministry also said the system must be cheap enough for the masses and compatible with World System Teletext so that the TV

station can broadcast pages of either Western text or Chinese ideograms, or pages containing both, to all TV sets.

Philips Semiconductors at Southampton recently came up with a solution. The transmitted signal is a mixture of conventional teletext trigger codes and ready-made patterns. The decoder in the TV set has a Read Only Memory which stores a library of the most commonly used ideograms. It also has a Random Access Memory. When the text page contains an ideogram which is not available from ROM, the transmitter converts the character into a string of dots. The receiver stores these

dots in RAM which reconstructs them into a "soft character". What appears on screen is thus a mix of ideograms sourced from ROM and RAM. The ROM also contains Western characters, so the system can mix and match languages.

The more characters the ROM stores, the less time the system must waste reconstituting soft characters from RAM. But large ROM storage increases component cost. After analysing text likely to be transmitted, Philips chose 4 MBit of ROM, to store 3000 hard characters and 16 Kbit of RAM to buffer the soft characters.

The system was tested during the Asian games, held in Beijing. Philips installed 150 prototype receivers in public places to check compatibility of dual language information services. The Chinese Ministry is now recommending that the system be adopted as a broadcasting standard.

Having given up hope of turning the US market onto teletext,

Continued on page 53



POWER AMPLIFIER MODULES-TURNABLES-OIMMERS-LOUDSPEAKERS-19 INCH STEREO RACK AMPLIFIERS

* PRICES INCLUDE V.A.T. * PROMPT DELIVERIES * FRIENDLY SERVICE * LARGE (A4) S.A.E. 50p STAMPED FOR CATALOGUE *

OMP MOS-FET POWER AMPLIFIERS
HIGH POWER, TWO CHANNEL 19 INCH RACK

THOUSANDS PURCHASED
BY PROFESSIONAL USERS



THE RENOWNED MXF SERIES OF POWER AMPLIFIERS

FOUR MODELS:- MXF200 (100W + 100W) MXF400 (200W + 200W)
MXF600 (300W + 300W) MXF900 (450W + 450W)
ALL POWER RATINGS R.M.S. INTO 4 OHMS, BOTH CHANNELS DRIVEN

FEATURES: * Independent power supplies with two toroidal transformers * Twin L.E.D. Vu meters * Level controls * Illuminated on/off switch * XLR connectors * Standard 775mV inputs * Open and short circuit proof * Latest Mos-Fets for stress free power delivery into virtually any load * High slew rate * Very low distortion * Aluminium cases * MXF600 & MXF900 fan cooled with D.C. loudspeaker and thermal protection.

USED THE WORLD OVER IN CLUBS, PUBS, CINEMAS, DISCOS ETC.

SIZES:- MXF200 W19" xH3 1/2" (2U)xD11"
MXF400 W19" xH5 1/4" (3U)xD12"
MXF600 W19" xH5 1/4" (3U)xD13"
MXF900 W19" xH5 1/4" (3U)xD14 1/2"

PRICES:- MXF200 £175.00 MXF400 £233.85
MXF600 £329.00 MXF900 £449.15
SPECIALIST CARRIER DEL. £12.50 EACH



OMP VARISPEED TURNTABLE CHASSIS



* Manual arm * Steel chassis * Electronic speed control 33 & 45 R.P.M. * Vari pitch control * High torque servo driven DC motor * Transit screws * 12" die cast platter * Neon strobe * Calibrated balance weight * Removable head shell * 1/2" cartridge fixings * Cue lever * 220/240V 50/60Hz * 390x305mm * Supplied with mounting cut-out template.

PRICE £61.30 + £3.70 P&P

OPTIONAL MAGNETIC CARTRIDGES STANTON AL500mkII GOLDRING G950
PRICE £16.95 + 50P P&P PRICE £7.15 + 50P P&P

STEREO DISCO MIXER DJ6500

*** WITH ECHO ***

STEREO DISCO MIXER with 2 x 7 band L & R graphic equalisers with bar graph LED Vu meters. **MANY OUTSTANDING FEATURES:-** Including Echo with repeat & speed control, DJ Mic with tone control & talk-over switch, 7 Channels with individual faders plus cross fade, Cue Headphone Monitor. Useful combination of the following inputs:- 3 turntables (mag), 3 mics, 5 Line for CD, Tape, Video etc.



Price £134.99 + £5.00 P&P

SIZE: 482 x 240 x 120mm

PIEZO ELECTRIC TWEETERS - MOTOROLA

Join the Piezo revolution! The low dynamic mass (no voice coil) of a Piezo tweeter produces an improved transient response with a lower distortion level than ordinary dynamic tweeters. As a crossover is not required these units can be added to existing speaker systems of up to 100 watts (more if two are put in series). **FREE EXPLANATORY LEAFLETS ARE SUPPLIED WITH EACH TWEETER.**

TYPE 'A' (KSN1036A) 3" round with protective wire mesh. Ideal for bookshelf and medium sized Hi-Fi speakers. Price £4.90 + 50p P&P.
TYPE 'B' (KSN1005A) 3 1/2" super horn for general purpose speakers, disco and P.A. systems etc. Price £5.99 + 50p P&P.
TYPE 'C' (KSN1016A) 2"x5" wide dispersion horn for quality Hi-Fi systems and quality discos etc. Price £6.99 + 50p P&P.
TYPE 'D' (KSN1025A) 2"x6" wide dispersion horn. Upper frequency response retained extending down to mid-range (2KHz). Suitable for high quality Hi-Fi systems and quality discos. Price £9.99 + 50p P&P.
TYPE 'E' (KSN1038A) 3 1/2" horn tweeter with attractive silver finish trim. Suitable for Hi-Fi monitor systems etc. Price £5.99 + 50p P&P.
LEVEL CONTROL Combines, on a recessed mounting plate, level control and cabinet input jack socket. 85x85mm. Price £4.10 + 50p P&P.

OMP LINNET LOUDSPEAKERS

THE VERY BEST IN QUALITY AND VALUE

Made especially to suit today's need for compactness with high output sound levels, finished in hard wearing black vinyl with protective corners, grille and carrying handle. Each unit incorporates a 12" driver plus high frequency horn for a full frequency range of 45Hz-20KHz. Both models are 8 Ohm impedance. Size: H20" x W15" x D12".

CHOICE OF TWO MODELS

POWER RATINGS QUOTED IN WATTS RMS FOR EACH CABINET

OMP 12-100WATTS (100dB) PRICE £163.50 PER PAIR
OMP 12-200WATTS (200dB) PRICE £214.55 PER PAIR

SPECIALIST CARRIER DEL. £12.50 PER PAIR



IN-CAR STEREO BOOSTER AMPS



PRICES: 150W £49.99 250W £99.99
400W £109.95 P&P £2.00 EACH

THREE SUPERB HIGH POWER CAR STEREO BOOSTER AMPLIFIERS
150 WATTS (75 + 75) Stereo, 150W Bridged Mono
250 WATTS (125 + 125) Stereo, 250W Bridged Mono
400 WATTS (200 + 200) Stereo, 400W Bridged Mono
ALL POWERS INTO 4 OHMS


Features: * Stereo, bridgable mono * Choice of high & low level inputs * L & R level controls * Remote on-off * Speaker & thermal protection

OMP MOS-FET POWER AMPLIFIER MODULES

SUPPLIED READY BUILT AND TESTED.

These modules now enjoy a world-wide reputation for quality, reliability and performance at a realistic price. Four models are available to suit the needs of the professional and hobby market i.e. Industry, Leisure, Instrumental and Hi-Fi etc. When comparing prices, NOTE that all models include toroidal power supply, integral heat sink, glass fibre P.C.B. and drive circuits to power a compatible Vu meter. All models are open and short circuit proof.

THOUSANDS OF MODULES PURCHASED BY PROFESSIONAL USERS




OMP/MF 100 Mos-Fet Output power 110 watts R.M.S. into 4 ohms, frequency response 1Hz - 100KHz -3dB, Damping Factor > 300, Slew Rate 45V/uS, T.H.D. typical 0.002%, Input Sensitivity 500mV, S.N.R. -110 dB. Size 300 x 123 x 60mm.
PRICE £40.85 + £3.50 P&P

OMP/MF 200 Mos-Fet Output power 200 watts R.M.S. into 4 ohms, frequency response 1Hz - 100KHz -3dB, Damping Factor > 300, Slew Rate 50V/uS, T.H.D. typical 0.001%, Input Sensitivity 500mV, S.N.R. -110 dB. Size 300 x 155 x 100mm.
PRICE £64.35 + £4.00 P&P

OMP/MF 300 Mos-Fet Output power 300 watts R.M.S. into 4 ohms, frequency response 1Hz - 100KHz -3dB, Damping Factor > 300, Slew Rate 75V/uS, T.H.D. typical 0.001%, Input Sensitivity 500mV, S.N.R. -110 dB. Size 330 x 175 x 100mm.
PRICE £81.75 + £5.00 P&P

OMP/MF 450 Mos-Fet Output power 450 watts R.M.S. into 4 ohms, frequency response 1Hz - 100KHz -3dB, Damping Factor > 300, Slew Rate 75V/uS, T.H.D. typical 0.001%, Input Sensitivity 500mV, S.N.R. -110 dB, Fan Cooled, D.C. Loudspeaker Protection, 2 Second Anti-Thump Delay. Size 385 x 210 x 105mm.
PRICE £132.85 + £5.00 P&P

NOTE: MOS-FET MODULES ARE AVAILABLE IN TWO VERSIONS: STANDARD - INPUT SENS 500mV, BAND WIDTH 100KHz. PEC (PROFESSIONAL EQUIPMENT COMPATIBLE) - INPUT SENS 775mV, BAND WIDTH 50KHz. ORDER STANDARD OR PEC.



Vu METER Compatible with our four amplifiers detailed above. A very accurate visual display employing 11 L.E.D.s (7 green, 4 red) plus an additional on/off indicator. Sophisticated logic control for very fast rise and decay times. Tough moulded plastic case, with acrylic tinted front. Size 84 x 27 x 45mm.
PRICE £8.70 + 50p P&P

LOUDSPEAKERS

LARGE SELECTION OF SPECIALIST LOUDSPEAKERS AVAILABLE, INCLUDING CABINET FITTINGS, SPEAKER GRILLES, CROSS-OVERS AND HIGH POWER, HIGH FREQUENCY BULLETS AND HORNS, LARGE (A4) S.A.E. (50p STAMPED) FOR COMPLETE LIST.

From McKenzie Professional Series
From McKenzie Studio Series

McKENZIE:- INSTRUMENTS, P.A., DISCO, ETC

ALL MCKENZIE UNITS 8 OHMS IMPEDANCE
8" 100 WATT CB-100GP GEN. PURPOSE, LEAD GUITAR, EXCELLENT MID, DISCO. RES. FREQ. 80Hz, FREQ. RESP. TO 7KHz, SENS 96dB. **PRICE £31.45 + £2.00 P&P**
10" 100WATT C10-100GP GUITAR, VOICE, KEYBOARD, DISCO, EXCELLENT MID. RES. FREQ. 72Hz, FREQ. RESP. TO 6KHz, SENS 97dB. **PRICE £38.89 + £2.50 P&P**
10" 200WATT C10-200GP GUITAR, KEY'B'D, DISCO, EXCELLENT HIGH POWER MID. RES. FREQ. 69Hz, FREQ. RESP. TO 5KHz, SENS 97dB. **PRICE £53.21 + £2.50 P&P**
12" 100WATT C12-100GP HIGH POWER GEN. PURPOSE, LEAD GUITAR, DISCO. RES. FREQ. 49Hz, FREQ. RESP. TO 7KHz, SENS 98dB. **PRICE £40.35 + £3.50 P&P**
12" 100WATT C12-100TC (TWIN CONE) HIGH POWER, WIDE RESPONSE, P.A., VOICE, DISCO. RES. FREQ. 45Hz, FREQ. RESP. TO 12KHz, SENS 97dB. **PRICE £41.39 + £3.50 P&P**
12" 200WATT C12-200B HIGH POWER BASS, KEYBOARDS, DISCO, P.A. RES. FREQ. 45Hz, FREQ. RESP. TO 5KHz, SENS 99dB. **PRICE £71.91 + £3.50 P&P**
12" 300WATT C12-300GP HIGH POWER BASS, LEAD GUITAR, KEYBOARDS, DISCO ETC. RES. FREQ. 49Hz, FREQ. RESP. TO 7KHz, SENS 100dB. **PRICE £95.66 + £3.50 P&P**
15" 100WATT C15-100BS BASS GUITAR, LOW FREQUENCY, P.A., DISCO. RES. FREQ. 40Hz, FREQ. RESP. TO 5KHz, SENS 98dB. **PRICE £ 59.05 + £4.00 P&P**
15" 200WATT C15-200BS VERY HIGH POWER BASS. RES. FREQ. 40Hz, FREQ. RESP. TO 3KHz, SENS 98dB. **PRICE £80.57 + £4.00 P&P**
15" 250WATT C15-250BS VERY HIGH POWER BASS. RES. FREQ. 39Hz, FREQ. RESP. TO 4KHz, SENS 99dB. **PRICE £90.23 + £4.50 P&P**
15" 400WATT C15-400BS VERY HIGH POWER, LOW FREQUENCY BASS. RES. FREQ. 40Hz, FREQ. RESP. TO 4 KHz, SENS 100dB. **PRICE £105.46 + £4.50 P&P**
18" 500WATT C18-500BS EXTREMELY HIGH POWER, LOW FREQUENCY BASS. RES. FREQ. 27Hz, FREQ. RESP. TO 2KHz, SENS. 98dB. **PRICE £174.97 + £5.00 P&P**

EARBENDERS:- HI-FI, STUDIO, IN-CAR, ETC

ALL EARBENDER UNITS 8 OHMS (Except EB8-50 & EB10-50 which are dual impedance tapped @ 4 & 8 ohms)
BASS, SINGLE CONE, HIGH COMPLIANCE, ROLLED SURROUND
8" 50WATT EBB-50 DUAL IMPEDANCE, TAPPED 4/8 OHM BASS, HI-FI, IN-CAR. RES. FREQ. 40Hz, FREQ. RESP. TO 7KHz SENS 97dB. **PRICE £8.90 + £2.00 P&P**
10" 50WATT EB10-50 DUAL IMPEDANCE, TAPPED 4/8 OHM BASS, HI-FI, IN-CAR. RES. FREQ. 40Hz, FREQ. RESP. TO 5KHz, SENS. 99dB. **PRICE £13.65 + £2.50 P&P**
10" 100WATT EB10-100 BASS, HI-FI, STUDIO. RES. FREQ. 35Hz, FREQ. RESP. TO 3KHz, SENS 96dB. **PRICE £30.39 + £3.50 P&P**
12" 100WATT EB12-100 BASS, STUDIO, HI-FI, EXCELLENT DISCO. RES. FREQ. 26Hz, FREQ. RESP. TO 3 KHz, SENS 93dB. **PRICE £42.12 + £3.50 P&P**
FULL RANGE TWIN CONE, HIGH COMPLIANCE, ROLLED SURROUND
5 1/2" 60WATT EB5-60TC (TWIN CONE) HI-FI, MULTI-ARRAY DISCO ETC. RES. FREQ. 63Hz, FREQ. RESP. TO 20KHz, SENS 92dB. **PRICE £9.99 + £1.50 P&P**
6 1/2" 60WATT EB6-60TC (TWIN CONE) HI-FI, MULTI-ARRAY DISCO ETC. RES. FREQ. 38Hz, FREQ. RESP. TO 20KHz, SENS 94dB. **PRICE £10.99 + 1.50 P&P**
8" 60WATT EBB-60TC (TWIN CONE) HI-FI, MULTI-ARRAY DISCO ETC. RES. FREQ. 40Hz, FREQ. RESP. TO 18KHz, SENS 89dB. **PRICE £12.99 + £1.50 P&P**
10" 60WATT EB10-60TC (TWIN CONE) HI-FI, MULTI ARRAY DISCO ETC. RES. FREQ. 35Hz, FREQ. RESP. TO 12KHz, SENS 98dB. **PRICE £16.49 + £2.00 P&P**

TRANSMITTER HOBBY KITS

PROVEN TRANSMITTER DESIGNS INCLUDING GLASS FIBRE PRINTED CIRCUIT BOARD AND HIGH QUALITY COMPONENTS COMPLETE WITH CIRCUIT AND INSTRUCTIONS
3W TRANSMITTER 80-108MHz. VARICAP CONTROLLED PROFESSIONAL PERFORMANCE, RANGE UP TO 3 MILES, SIZE 38 x 123mm, SUPPLY 12V @ 0.5AMP. **PRICE £14.85 + £1.00 P&P**
FM MICRO TRANSMITTER 100-108MHz. VARICAP TUNED, COMPLETE WITH VERY SENS FET MIC, RANGE 100-300m, SIZE 56 x 46mm, SUPPLY 9V BATTERY. **PRICE £9.99 + £1.00 P&P**



PHOTO: 3W FM TRANSMITTER

B.K. ELECTRONICS

UNITS 1 & 5 COMET WAY, SOUTHBEND-ON-SEA, ESSEX. SS2 6TR.

Tel.: 0702 - 527572 Fax: 0702 - 420243

POSTAL CHARGES PER ORDER £1.00 MINIMUM. OFFICIAL ORDERS FROM SCHOOLS, COLLEGES, GOVT. BODIES, PLC. ETC. PRICES INCLUSIVE OF V.A.T. SALES COUNTER, VISA AND ACCESS ACCEPTED BY POST, PHONE OR FAX.



GoldStar

QUALITY, PROFESSIONAL PC'S
AT AFFORDABLE PRICES

EVERY PC COMES WITH:
1 YEAR ON-SITE WARRANTY
VGA GRAPHICS AS STANDARD
FREE UK DELIVERY

GoldStar is a key division of the Lucky GoldStar Group, one of the world's largest international corporations, employing over 100,000 people with a turnover approaching £14 billion. GoldStar, with their unrivalled resources and technical ability, have manufactured and labelled computers for many of the world's leading computer companies for over 30 years! In fact, other PCs you may have been considering, because they have a different brand "name" on the outside, may well be a GoldStar on the inside!

Silica Systems, an official GoldStar appointed dealer, are pleased to recommend this comprehensive range which combines the very latest technology with years of manufacturing experience. GoldStar's quality and reliability coupled with the Silica Systems service, provide you with the perfect PC solution for the home, business or education. From an entry level 286 desktop workstation to a powerful 486 EISA tower system, Silica and GoldStar have the answer, at an affordable price!

286 12MHz £399

+£100 for VGA Mono Monitor
+£200 for VGA Colour Monitor

- 12.5MHz 286 (Landmark 17MHz)
- 1Mb RAM (4Mb max on Motherboard)
- 2Mb RAM on Plus Series
- EMS (LIM 4.0)
- 42Mb, 130Mb or 210Mb IDE Hard Disk
- 3½" or 5¼" Floppy Disk Drive
- 3 Expansion Slots
- VGA (Paradise-1M) Graphics - 256K RAM
- Serial, Parallel & PS/2 Mouse Ports
- 12 Months On-site Maintenance
- DOS 4.01, DOS Shell, GW BASIC, EMS 4.0, & Utility Software
- PLUS SERIES (from £599), includes:
 - Dual Floppy Disk Drives
 - Mouse, Mouse Mat & Windows 3
- Price - £399+VAT without Hard Drive

£499 GT212 WITH 42Mb HARD DRIVE



PLUS SERIES with GS1425 VGA Colour Monitor. Model Shown is GT212 286 12MHz

Model	PROCESSOR	RAM INC	MAX RAM ON BOARD	1 YEAR ON SITE	EXPAN-SION SLOTS	LANDMARK MHz	CD PROCESSOR SOCKET	VGA		PLUS SERIES WITH DUAL FLOPPY, WINDOWS 3 & MOUSE				
								CHIPS	COLOURS	NO HARD DISK + Single Floppy 3½" & 5¼"	42Mb HD + Single Floppy 3½" & 5¼"	42Mb HD + Dual Floppies 3½" & 5¼"	130Mb HD + Dual Floppies 3½" & 5¼"	210Mb HD + Dual Floppies 3½" & 5¼"
GT 212	286 12MHz DESKTOP CASE	1 1/2 Mb	4 Mb	●	3	17	287-10	PARADISE	16 Colours	£399 +VAT=£468.83	£499 +VAT=£586.33	£599* +VAT=£703.83	£799* +VAT=£938.83	£1099* +VAT=£1291.33
GT 316	386 16MHz DESKTOP CASE	2 Mb	8 Mb	●	5	21	387-16	PARADISE	16 Colours	£599 +VAT=£703.83	£699 +VAT=£821.33	£799 +VAT=£938.83	£999 +VAT=£1173.83	£1299 +VAT=£1526.33
GS 318	386 20MHz DESKTOP CASE	2 Mb	8 Mb	●	5	25	387-20	PARADISE	256 Colours	£699 +VAT=£821.33	£799 +VAT=£938.83	£899 +VAT=£1056.33	£1099 +VAT=£1291.33	£1399 +VAT=£1643.83
GS 320	386 20MHz DESKTOP CASE - FULL SIZE	2 Mb	10 Mb	●	8	25	387-20	OKI	16 Colours	—	—	£899 +VAT=£1056.33	£1099 +VAT=£1291.33	£1399 +VAT=£1643.83
GS 347	386 25MHz DESKTOP CASE - 32K CACHE	4 Mb	8 Mb	●	5	40	386-25	PARADISE	16 Colours	—	—	£1399 +VAT=£1643.83	£1599 +VAT=£1878.83	£1899 +VAT=£2231.33
GS 335	386 33MHz TOWER SYSTEM - 64K CACHE	8 Mb	16 Mb	●	8	50	386-33	ATI Winbond	256 Colours	—	—	—	£2099 +VAT=£2466.33	£2399 +VAT=£2818.83
GS 425	486 25MHz EISA TOWER SYSTEM - 8K CACHE	8 Mb	16 Mb	●	8	114	N/A	ATI Winbond	256 Colours	—	—	—	£3499 +VAT=£4111.33	£3799 +VAT=£4463.83

14" VGA MONITORS

MODEL NO.	MONO/COLOUR	DOT PITCH	VGA 31.5KHz	S-VGA 35.2KHz	E-VGA 35.5KHz	1 Yr On-Site	Tilt & Swivel	EXC VAT	INC VAT
GS 1405	MONO	N/A	640x480	800x600	—	●	●	£100	£117.50
GS 1425	COLOUR	39mm	640x480	—	—	●	●	£200	£235.00
GS 1430	COLOUR	31mm	640x480	—	—	●	●	£230	£270.25
GS 1460	COLOUR	28mm	640x480	800x600	1024x768	●	●	£250	£293.75

OPTIONS

DESCRIPTION	EXC VAT	INC VAT
1Mb x9-bit SIMM Memory Board	£50	£58.75
287 -12MHz Maths Co-Processor - For GT 212	£100	£117.50
387-16MHz Maths Co-Processor - For GT 316	£85	£99.88
387-20MHz Maths Co-Processor - For GS 318	£100	£117.50

OPTIONS

DESCRIPTION	EXC VAT	INC VAT
387dx-20MHz Maths Co-Processor - For GS 320	£150	£176.25
387dx-25MHz Maths Co-Processor - For GS 347	£150	£176.25
387dx-33MHz Maths Co-Processor - For GS 335	£160	£188.00
337Mb SCSI Hard Disk Drive - 10.7ms Access	£999	£1173.83

SILICA SYSTEMS OFFER YOU

- **FREE OVERNIGHT DELIVERY:** On all hardware orders shipped in the UK mainland.
- **TECHNICAL SUPPORT HELPLINE:** Team of technical experts at your service.
- **PRICE MATCH:** We normally match competitors on a "Same product - Same price" basis.
- **ESTABLISHED 12 YEARS:** Proven track record in professional computer sales.
- **BUSINESS + EDUCATION + GOVERNMENT:** Volume discounts available for large orders.
- **SHOWROOMS:** Demonstration and training facilities at our London & Sidcup branches.
- **THE FULL STOCK RANGE:** All of your requirements from one supplier.
- **FREE CATALOGUES:** Will be mailed to you with offers and software/peripheral details.
- **PAYMENT:** By cash, cheque, all major credit cards, or extended payment plan.

Before you decide when to buy your new GoldStar PC, we suggest you think very carefully about WHERE you buy it. Consider what it will be like a few months after you have made your purchase, when you may require additional peripherals or software, or help and advice. And, will the company you buy from contact you with details of new products? At Silica Systems, we ensure that you will have nothing to worry about. We have been established for over 12 years and, with our unrivalled experience and expertise, we can now claim to meet our customers' requirements with an understanding which is second to none. But don't just take our word for it. Complete and return the coupon now for our latest Free literature and begin to experience the "Silica Systems Service".

MAIL ORDER HOTLINE
081-309 1111

SILICA SYSTEMS

MAIL ORDER: 1-4 The Mews, Hatherley Rd, Sidcup, Kent, DA14 4DX Tel: 081-309 1111
Order Lines Open: Mon-Sat 9:00am-6:00pm No Late Night Opening Fax No: 081-309 0608

LONDON SHOP: 52 Tottenham Court Road, London, W1P 0BA Tel: 071-580 4000
Opening Hours: Mon-Sat 9:30am-6:00pm No Late Night Opening Fax No: 071-323 4737

LONDON SHOP: Selfridges (1st Floor), Oxford Street, London, W1A 1AB Tel: 071-629 1234
Opening Hours: Mon-Sat 9:30am-6:00pm Late Night: Thursday until 8pm Extension: 3914

SIDCUP SHOP: 1-4 The Mews, Hatherley Rd, Sidcup, Kent, DA14 4DX Tel: 081-302 8811
Opening Hours: Mon-Sat 9:00am-5:30pm Late Night: Friday until 7pm Fax No: 081-309 0017

To: Silica Systems, Dept PRNOW-1291-66, 1-4 The Mews, Hatherley Rd, Sidcup, Kent, DA14 4DX

PLEASE SEND ME A GOLDSTAR CATALOGUE

Mr/Mrs/Ms: Initials: Surname:

Address:

Postcode:

Tel (Home): Tel (Work):

Company Name (if applicable):

Which computer(s), if any, do you own?