

NEW PRACTICAL

June 1992 • £1.50

ELECTRONICS

SCIENCE AND TECHNOLOGY

TV On The Move

We take a look at the latest products in the world of television

The Latest New Products

The Commodore Amiga 600

A Keyboard for CDTV

ICL's LCD Monitors

Sanyo's Digital Book

Sony's New Cassettes

Pocket Fax

Widescreen TV

CD ROM Security

Videophones

Hard Virus Killer

Plus

Digiscope 92: a new look for an old project

How to make an integrated circuit

Meteor burst communications

Techniques: How to receive military weather forecasts

Barry Fox on the future of Rabbit CT2

Reviews

Fotoman electronic camera


Satellite Dish Positioning Program

Electronic circuit simulator



EASY-PC, SCHEMATIC and PCB CAD

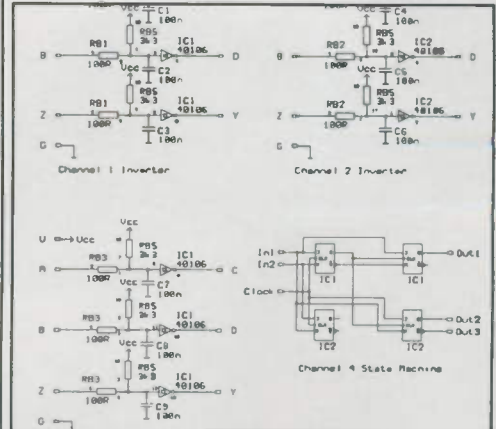
Over 12,000 Installations
in 70 Countries Worldwide!



- Runs on:- PC/XT/AT/286/386/486 with Hercules, CGA, EGA or VGA display.
- Design:- Single sided, Double sided and Multilayer (8) boards.
- Provides full Surface Mount support.
- Standard output includes Dot Matrix / Laser / Inkjet Printer, Pen Plotter, Photo-plotter and N.C. Drill.
- Tech Support - free.
- Superbly easy to use.

**Still
Only
£98.00!**
Plus P&P+VAT

**BRITISH
DESIGN
AWARD
1989**

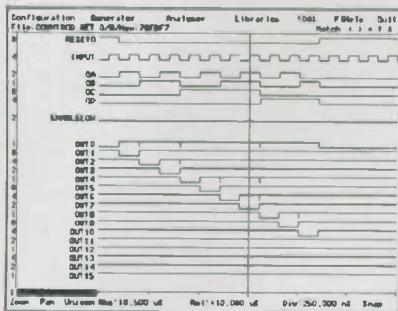


Options:-500 piece Surface Mount Symbol Library £48,
1000 piece Symbol Library £38, Gerber Import facility £98.

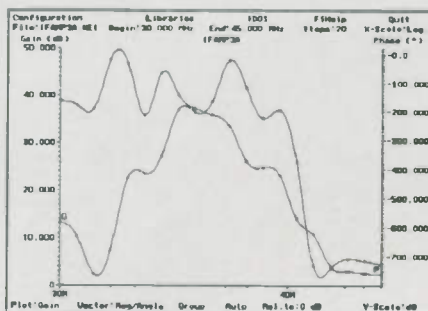
**DIGITAL
SIMULATION £195**

**ANALOGUE
SIMULATION £195**

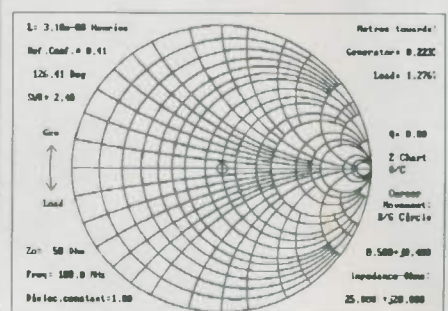
**SMITH CHART CAD
£195**



- At last! A full featured Digital Circuit Simulator for less than £1000!
- PULSAR allows you to test your designs without the need for expensive test equipment.
- Catch glitches down to a pico second per week!
- Includes 4000 Series CMOS and 74LS Libraries. 74HC/HCT libraries only £48.00 each.
- Runs on PC/XT/AT/286/386/486 with EGA or VGA.



- NEW powerful ANALYSER III has full graphical output.
- Handles R's, L's, C's, Bipolar Transistors, FET's, OP-amp's, Tapped and Untapped Transformers, and Microstrip and Co-axial Transmission Lines.
- Plots Input / Output Impedance, Gain, Phase & Group Delay.
- Covers 0.001 Hz to > 10GHz
- For PC/XT/AT/286/386/486 with EGA or VGA.
- Very fast computation.



- Z-MATCH II simplifies RF matching and includes many more features than the standard Smith Chart.
- Handles transmission line transformers, stubs, discrete components, S Parameters etc.
- Supplied with many worked examples.
- Superbly easy to learn and use.
- Runs on IBM PC/XT/AT/386/486, CGA, EGA, VGA.
- Ideal for Education and Industry.

For full information, Write, Phone or Fax:-

Number One Systems Ltd. I

REF: PE, HARDING WAY, ST.IVES, HUNTINGDON, CAMBS, ENGLAND, PE17 4WR.

Telephone: 0480 61778 (7 lines) Fax: 0480 494042

International: +44 -480-61778, Fax: +44-480-494042 ACCESS, AMEX, MASTERCARD, VISA Welcome.

- TECHNICAL SUPPORT FREE FOR LIFE!
- PROGRAMS NOT COPY PROTECTED.
- SPECIAL PRICES FOR EDUCATION.

This month...

For those who don't know, brown goods are things like TVs, VCRs and HiFi and the annual Brown Goods Show in London is the UK's showcase for manufacturers of such equipment. The only trouble is that instead of everyone and everything being under one roof, each company has a different venue. This means that the poor old journalists (like myself) who want to take a look at what will be in the shops in the way of consumer electronics get through quite a bit of shoe leather. I can only add my plea to all the others. Please, please hold this event under one, or even two roofs so that we can get to see it all without having to travel all over the city

Kenn Garroch, Editor



Robotic dinosaurs – page 6

Next month...

The power industry, PE takes a look at the sources including solar, atomic, fusion, gas and oil. Plus all the latest news from the world of electronics
Out On 4 June

Cover illustration: Kenn Garroch

Features

Computer Electronics8

Intel's latest chip and a portable computer for the blind

The Future Of TV14

Widescreen, surround sound, easy remote control plus much more

Bouncing Off The Ions28


Scattering radio waves off meteors provides a new form of comms

Chipping In33

Changing wafers into chips – the making of semiconductors

Digiscope 9241

In 1976 it needed over 23 integrated circuits, now you can build it with 6



Wide screens – page 14



Videophone – page 21

Reviews

Setting Up Satellites ..11

A PC program to help with satellite dish alignment

Electronic Imagery ...12

The Fotoman electronic camera

Circuit Simulator23

PC software for electronic design and testing

Between The Lines ...52

Books on digital audio, μ P-design and PCs in the lab



A Data discman clone – page 19

Regulars

Wavelengths4

The legalities of radio and questions about real 3DTV

Innovations6

Robot dinosaurs, videophones and toll road control

New Product Developments18

A trip to the fair reveals all the latest electronic goodies

How It Works26

An electronic mains timer with some neat twists

Techniques49

Listen in to military weather reports with this special radio design

Barry Fox54

The fall and fall of the Telepoint, CT2 service – another big mistake?

Logitech's Fotoman – page 12



Editor: Kenn Garroch Photographer Carolyn Vaughn Advertisement Manager David Bonner Office Assistant Martin Milner Production Manager: Richard Milner Publisher: Angelo Zgorelec • **Practical Electronics** Intra House 193 Uxbridge Road London W12 9RA Tel: 081-743 8888 Fax: 081-743 3062 Telecom Gold: 87: SQQ567 • **Advertisements** The Publishers of PE take reasonable precautions to ensure that advertisements published in the magazine are genuine, but cannot take any responsibility in respect of statements or claims made by advertisers. The Publishers also cannot accept any liability in respect of goods not being delivered or not working properly. • © Intra Press 1991. Copyright in all drawings, photographs and articles published in PRACTICAL ELECTRONICS is fully protected, and reproduction or imitations in whole or in part are expressly forbidden. All reasonable precautions are taken by PRACTICAL ELECTRONICS to ensure that the advice and data given to readers is reliable. We cannot, however, guarantee it, and we cannot accept legal responsibility for it. Prices quoted are those current as we go to press. All material is accepted for publication on the express understanding that the contributor has the authority to permit us to do so. • **Practical Electronics** is typeset and reproduced at Intra Press on Macintosh computers using Quark Xpress and a ScanXpert Desktop scanner. Advertisement reproduction by Circle Rule Ltd. Printing by Andover Press, St Ives plc. Distribution by Seymour Press • **ISSN 0032-6372** •

Wavelengths

The great 3DTV hoax, a request for kit and some opinions on what is legal and what is not.

I was quite disappointed to read that the 3D television article in the April edition of PE was all a hoax. Not having the knowledge that your other readers have, I fell for it 100%.

3DTV has always been an interest of mine and I have been working on a few ideas of my own to produce simulated 3DTV. The system is fairly simple and requires that two completely separate video images (left and right) to be recorded on a single video tape by a camera with two lenses and two CCDs. This has led to a couple of problems I hope you can help me with.

In an effort to maintain compatibility with the present video technology. I had hoped to interlace the left and right video tracks using a drum with two video heads positioned close to each other and altering the tape transport speed. Thus, when the tape was played back on a standard video deck at normal speed, the right video channel would be ignored and the picture could be viewed normally.

So much for theory. Is it possible? Can two video tracks and two video heads be this close to one another without causing interference? Alternatively, a more elaborate solution is to write one of the video signals on the opposite side of the tape. Can this be done?

G Shields
Cathcart
Glasgow

As far as I know, the tracks on a video tape are already positioned next to each other so fitting another in between would be difficult – especially with long play systems which reduce the tape speed to half. Writing on the reverse side of the tape is also out since there is no coating in the reverse side of the tape. Perhaps other readers can offer a solution?

Marconi Memorabilia

At the present time, myself and a few other people are in the process of setting up an Interpretive Centre in the Parish of Goleen West Cork. Formerly the Parish of Kilmoe. One of our aims is to research the past history of the parish which we know to be vast.

We hope as our main project to do a research into Marconi as his base was in Brow Head in Crookhaven in the Goleen parish.

We would be much obliged if you could help us out with any information you might have on this and maybe where some Marconi equipment could be found.

Any information you might have, no matter how small, would be very welcome, we feel that this is a worthwhile project and a key to our success.

Michael O'Regan
Goleen
Co. Cork
Eire

Can anybody help?

Illegal

I read your review of the stereo sound sender in the May issue of Practical Electronics and am rather distressed to find you recommending that readers should break the law. As far as I am aware, it is illegal to transmit on frequencies in the general FM radio band without a license. I realise that the transmitter is very short range but the law is there for a good reason. As many people in London may have noticed, pirate radio can be very annoying.

R Head
Shepherds Bush
London
W12

Or Not

Your review of the stereo sound sender and the advert for Creditcall

in April 92 (was this possibly an April fool?) both have my approval. I can see no reason why it should be illegal to use a gadget to make free phone calls if the BT system is susceptible to it. Surely it is up to BT to protect their investment, not their clients, especially considering the phenomenal profits made out of them.

The stereo sound sender is an example of a useful gadget invented to perform an ingenious task. Its short range should cause no interference problems to anyone and, as far as I can see from the review, a quick retune will solve any problems.

Carry on the good work.

S Bains
Oldham
G. Manchester

IR Kit

I read with interest Andrew Armstrong's infra-red headphone link and am interested in building one. Can you supply a kit of parts plus full instructions for construction?

J Buerk
Basingstoke
Hants

The idea of Andrew's column is to give some idea of how the circuits work. Practical hardware details are left up to the reader. Unfortunately, as a publishing operation we can't afford to get into producing hardware.

Dry Joints

A couple of minor errors crept into last month's construction feature, Getting To The Bottom Of Things. In the circuit diagram on page 41, C3 and C8 should have their +ve leads to the top. A heatsink should be attached to the tab of IC2 on page 43 and R2 should connect to the same tag as R1 on the input potentiometer on page 44. ■



DATONG
ELECTRONICS LIMITED

Clayton Wood Close
West Park
Leeds LS16 6QE
Tel: 0532 744822
Fax: 0532 742872

For products you can rely upon to give amazing results

For information on **Active Antennas, RF Amplifiers, Converters, Audio Filters, the Morse Tutor and Speech Processors** send or telephone for a free catalogue and selective data sheets as required.

All our products are designed and made in Britain.

Orders can be despatched within 48 hours subject to availability.



— VISA AND ACCESS WELCOME —



NMC THE NAME IN INNOVATIVE COMMUNICATION PRODUCTS

**STOP NUISANCE CALLS
PROTECT YOURSELF AGAINST UNWANTED
TELEPHONE CALLS
DL20 TELEPHONE CALL
FILTER-MONITOR-ANSAPHONE**

- ★ Call-Screen: Displays the number of incoming calls before the telephone is answered
- ★ Call-filter: No more unwanted calls
- ★ Call-Counter: Check number of calls on return
- ★ Call-Register: Stores 40 incoming call numbers and the time of call
- ★ Call-Monitor: Listen to any noise in your home/office by a secret code when calling
- ★ Normal time display
- ★ Memory back-up during power cut
- ★ Can connect both tone or pulse telephone systems
- ★ 20 phone number memories can be stored and recalled
- ★ OGM: To record a personalised outgoing message



£118.29

all prices are exclusive of VAT £3pp

NORTHERN MARKETING CONCEPTS



24 HOUR ORDER
HOTLINE
TEL (09442) 8887



Also suppliers of —
SCANNERS • TELEPHONE RECORDERS • COMPUTER-AIDED
SURVEILLANCE SOFTWARE

Please note that certain equipment may need approval before connection or use



**SLASH YOUR PHONE BILLS!!!
100% FREE DIALLING!!!**



“CREDITCALL”

AFTER MONTHS OF LEGAL BATTLES WE CAN NOW OFFER YOU THE CREDITCALL FROM THE INVENTORS OF THE ORIGINAL ‘BLACK BOX’!!!

This ingenious little marvel is a Plug-in Adaptor designed to work on all the very latest systems.

**COMPLETELY
UNDETECTABLE!!!**

Simply plug the remarkable ‘creditcall’ into any authorised socket, then plug your telephone into the ‘Creditcall’. This amazing little gizmo can save you a fortune! ‘Creditcall’ works by blocking the metering pulses on the line and suppressing the charge signals.

TAKE ADVANTAGE OF A LOOPHOLE IN THE LAW ALLOWING US TO SELL THIS UNIQUE UNIT; BUT ACT NOW!

‘Creditcall’ comes complete with a Universal Adaptor plus full instructions of how you can start slashing your bills. Before ordering, please read the warning below.

YOU COULD SAVE £££’S!!!

**24HR CREDIT CARD ORDER LINE
ALL MAJOR CREDIT CARDS ACCEPTED**



09442 8887



**PRIORITY TELEPHONE ORDERING SERVICE
PLEASE ALLOW UP TO 7 DAYS FOR DELIVERY**

**BEWARE OF INFERIOR COPIES
BEING SOLD IN LONDON FOR WELL
OVER £200!**

**Top Secret Electronics (UK)
(Callers by appointment only)
26 Woodlands Road, Rillington,
Malton, YO17 8LD**

Please rush me the remarkable ‘Creditcall’. I enclose cheque/P.O. for £..... made payable to ‘Top Secret Electronics (UK)’. I have read the warning & fully understand that the use of this unit in the UK is illegal. I sign to state that I am purchasing this unit as a novelty only, further I will not connect direct/indirect to any telephone system without the prior consent of the system provider.

Signed.....
Date.....
Name.....
Address.....


Postcode.....

All orders are in strictest confidence – tick for no mailings

* Please note that the coupon must be signed & dated else we are unable to supply this unit in the UK. This unit is supplied as a novelty only. We will not be liable in the event of any illegal UK use. The slogan ‘Slash your phone bills’ applies to our advice with the supplied unit.



**CREDIT
CALL**



WARNING

The use of this unit on any UK telecommunications system is strictly prohibited. Action may be taken under the various ‘Post Office’ Acts or criminal proceedings under the Theft Acts. This unit must not be used on any telecommunications system without the full consent of the system provider. The unauthorised obtaining of free telephone call(s) is a criminal offence.

GUARANTEE

If you are not entirely delighted with the remarkable ‘Creditcall’ simply return in the received condition for a full no quibble money-back refund.

**Top Secret Electronics (UK)
26 Woodlands Road,
Rillington, Malton, YO17 8LD**

Innovations

This month robotic dinosaurs, videophones, games machine programmers and toll roads.



Computer controlled pneumatic robots have been used to "liven up" the new dinosaur displays in the Ronson Gallery of the Natural History Museum in London. Even though it is still, the above picture shows how realistic the results are.

computer is running, the card monitors the data and address buses for characteristic virus activity.

If a virus is detected, ViruStop goes into action and stops all processing and allows the user to delete the offending file.

An added feature of ViruStop is password protection of the computer. Once set up, the machine is disabled until the correct text is entered.

Priced at \$69, ViruStop is available from Multix, 4203 Beltway Drive, Suite 7, Dallas Texas 75244 USA. Fax 214 239 6826.

Real Translation

AT&T Bell Labs in association with Telefonica in Spain has devised a real time spoken language translation system. Known as VEST - Voice English Spanish Translator - the machine is able to recognise about 450 words as they are spoken in fluent sentences. After determining the language being used, VEST translates to the other and then speaks the result. This takes less than one second using a context-free sentence analyser or parser, a rule-based translator and a text-to-speech translator.

Demonstrated at the Ideal Home exhibition, BT's new videophone uses the standard telephone network. The phone plugs into a standard phone socket and includes a camera and slow scanning screen.



Hard Virus

Over the past few months there has been much talk of computer viruses with

the advent of Friday the thirteenth and the Michaelangelo anniversary. An alternative solution to software virus checkers has recently been brought out by a US company called Multix. The ViruStop PC Immuniser Card slots into a spare slot and scans the computer's hard disk boot sectors for infections before the PC enters DOS. When the



According to Bell, VEST is the first step in a system that will be able to recognise several thousand words covering a specific task area. By restricting the application to a specific domain, the number of words that need to be recognised can be reduced.

Anyone wanting to see the system in action will have to go along to Expo 92 in Seville where it will be on show at the Telefonica exhibition.

Down The Line

In the bad old days, writing computer games simply meant getting hold of the appropriate computer, an assembler and writing the program - many of the first Spectrum, C64 and Atari ST games were written this way. However, with the advent of hand-held machines such as the Game Boy, GameGear and Lynx, programming has to be done on a separate system and the code downloaded into the handheld before it can be run and tested.

Two new ROM emulators from 21st Century Design aim to speed the programming process up. The systems replace the plug-in ROM cartridges of the games machines with ROM emulators which can have their contents quickly updated by a parallel communications link. ESYS 128 links up to the parallel port of a PC and the ROM socket of the target machine - a Game Boy or Sega Megadrive - to provide up to 128k of emulated ROM. All programming and assembling is then done on the PC and the resulting machine code downloaded to the emulator for testing. An optional comms board allows the contents of the

ROM to be accessed by the PC while the games program is running allowing the programmer to check on the operation of the software.

Prices are at £399 for the ESYS 128 and £999 for a 1Mbyte version. The comms board costs £99 and fits both versions. For more information contact 21st Century Electronics at 56b Milton Park, Abingdon, Oxon, OX14 4RX, Tel. 0235 832939.

Car Control

As the number of cars increases, the calls for controls and limitations on their use grows. A number of solutions are possible; the efficient management of traffic, driver information systems, automated vehicle control and the use of toll roads.

Until recently, the latter have caused quite a lot of congestion. Now, however, AT&T and Lockheed in the US have come up with an automatic toll collection system using smart cards (plastic cards with embedded micro-processors) which hold information about the driver and the amount of credits available.

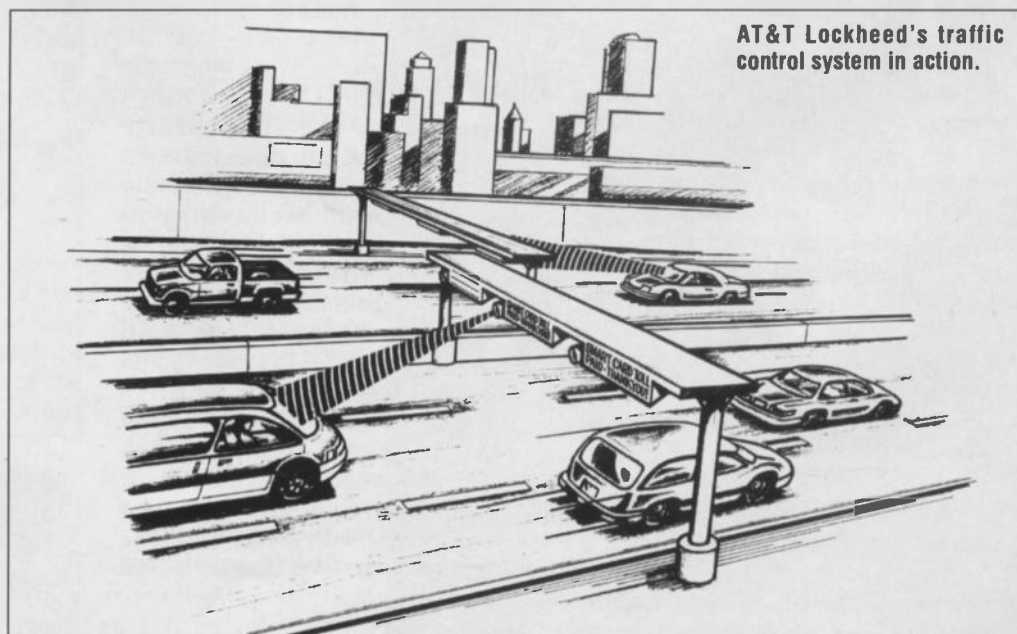


ESYS ROM emulators for hand held games.

As the car approaches the toll collection area, receivers mounted on the side of the road communicated with the smart card via a small radio transmitter mounted on the dash of the car. The system can then track the car and note when it enters and leaves the roadway and deduct the desired toll. The entire transaction

takes only a few milliseconds and could easily be extended to take into account the vehicles weight, size and even make in conjunction with other roadside sensing systems.

Currently being tested in the western USA and British Columbia, the idea could well be extended to cover the rest of North America. ■



AT&T Lockheed's traffic control system in action.

PE – Computing

Anthony Robertson describes the latest action in the world of computer electronics.

According to some computer companies, the only machine worth buying is the fastest. The ongoing saga of manufacturers seeking to claim victory in the computing speed stakes has now reached ludicrous proportions.

Eleven years ago when IBM unveiled their first Personal Computer, the Intel 8088 microprocessor fitted to every IBM motherboard ran at only 4.77Mhz. In retrospect, any machine running at this speed, was hopelessly inadequate for all but the most mundane of tasks. Since that time we have seen the rise and fall of the 80286 and 80386 microprocessor, and processor speeds have galloped to 33Mhz and beyond.

The natural replacement for the 80386 processor was the powerful 80486DX design – at its most basic specification an 80486 can function 30% faster than a corresponding 80386 running at the same clock speed. Now the days of the 80486DX processor seem to be numbered with the appearance of the new Intel 80486 DX 2 – a processor which utilises existing technology to provide even more power.

The DX 2 is designed to be a direct replacement for 25Mhz DX designs. Doubling the internal clock speed of the DX 2 effectively brings it in line with existing 50Mhz 80486DX specifications. This approach is a step toward even faster 80586 designs – its specification already includes an extra row of connector pins along one edge, and this row of pins will almost certainly be a feature of next year's 80586 series.

Chipping In

Intel is not the only company to release exciting new processors. Owners of 80386 based machines can now upgrade to 80486 performance thanks to a Texas based company Cyrix. Its unique Cx486SLC launched at Comdex on



Cyrix 486SLC front runner

April 6th, is a 25Mhz instruction-set compatible microprocessor. It is currently the fastest 16-bit bus microprocessor available for use in desktop, notebook and pen-book systems.

The Cx486SLC is supplied in a 386SX-type 100 lead, surface mount Quad Flat Pack (QFP). Remarkably, this processor offers more than double the speed of an 80386 running at 25Mhz, whilst costing significantly less. The Cx486SLC is being shipped out at less than 130 US\$ per unit, and the UK price is likely to be around £125.

Blind Truth

Computing for the disabled is a growing area of interest amongst UK electronics companies. Recently Sight and Sound technology of Northampton launched "David" – the world's first go-anywhere notebook computer for the blind.


Bright red in colour and weighing only 7.5lbs, David is battery powered and features advanced braille keying and a unique infra-red device which allows the user to place the cursor by touch. This computer is a major technological advance and the result of exhaustive research and development.

Anyone using David can input information via a braille keyboard and read the text in braille on a special dot-matrix pad. The computer also has a speech facility, enabling blind people to hear what has been written. Another of its major technological attributes is its Advanced Optical Sensored Cursor Routing which allows the user to move the cursor by touch anywhere on the screen, vertically or horizontally.

David has 3Mb RAM plus a 40Mb hard disk and 1.44 Mb 3.5in internal disk drive. It has a range of serial and parallel interface ports and screen connectors and is MS-DOS industry compatible. There is



Portable computer for the blind



also a professional version which has greater memory and a larger hard disk.

The standard model sells at £8150 and the professional version at £8900. For more information, please contact: David Bradburn at Sight and Sound, on 0604-790969.

CD-Secure

The CD-ROM is here to stay it seems. Already industry bigwigs are bundling Hitachi and Sanyo CD drives with high-end machines. Adoption of this new technology is particularly attractive to software manufacturers as their precious applications are virtually hacker proof.

Suitably mastered CD-ROMs are also free of virus contamination and liable to remain in use well beyond the life-span of convention magnetic storage media. One of the drawbacks with CD-ROM data has been the ease of access to anyone with a suitably equipped drive. This has become a major problem concerning access to valuable or sensitive data.

In many instances CD-ROMs are used to hold data which changes

with time. Examples are drug databases or periodicals. Sometimes the vendor wishes the user to view only the latest data, other times it can be positively dangerous to use out of date information.

If only there were some way of placing security levels, embargo limits or expiry dates onto them? Well, now there is, thanks to Nimbus Information systems, who have addressed the problems involved with securing CD-ROM data – the result has been

CD-Secure.

There are two main steps to the CD-Secure process, these are encryption during CD-ROM mastering and decryption during CD-ROM reading. Raw data is encrypted using a 'Lock' program and after the mastering is completed, the only way to extract data is by using a decryption routine known as the 'Unlock' program.

This program represents a 'key' to unlocking the data on the CD-ROM. In order for it to operate it requires a code, which can only be issued by the vendor. The system prevents downloading of data too, any attempt to do so, merely results in data files filled with gibberish.


CD-Secure can also be tailored to stop a program from running after a specified date. This

facility alone makes CD-ROM disks the ideal medium for distributing demonstration software – if the user wants to license this product, it can be enabled by paying for a vendor code. This may sound simple, but the final product has taken thousands of man-hours to develop. For more information on the technology involved here, please contact Nimbus on: 0600-890682.


Pen Computing

"The Notebook is dead, long live the Pen". This seems to be the message broadcast from Eden Computers of Cheshire. Their mobile, pen-based computer will open up computing to a wholly new market. As familiar and unobtrusive as pen and paper, the pen computer eliminates the technology barrier, so often associated with a computer and keyboard.

Eden's VPI386SX portable pen computer equipped with totally solid state memory, 4Mb of RAM, plus two expansion card slots, industry standard parallel and serial interfaces and a crisp 640x480 pixel VGA LCD screen. The VPI386SX is available now, some day all computers may be made this way. Until that time, you can buy an entry-level machine from Eden for £1,950 (Exclusive of VAT). For more details please contact Alistair Jenkins, at Eden, on 0625-576050. ■



Pen computing – the way ahead?



Happy Memories

Memories

4116	150ns (Pulls)	1.00
4164	100ns	1.45
41256	80ns	1.65
41464	80ns	2.25
414256	80ns	3.95
411000	80ns	3.95
256 x 9	SIMM 80ns	11.50
256 x 9	SIPP 80ns	12.00
1Meg x 9	SIMM 80ns	27.95
1Meg x 9	SIPP 80ns	28.95
4Meg x 9	SIMM 80ns	109.95
36 bit (72 pin) SIMMs	Call	
6264	100nsLP	1.95
62256	100nsLP	2.95
2764	250ns	2.50
27128	250ns	2.25
27256	250ns	2.45
27C256	250ns	2.45
27512	250ns	3.45
27C512	250ns	3.75



Motherboards

80286 16MHz EMS on board , Up to 4Mb RAM	£72
80286 20MHz " " "	£79
80386SX 25MHz Up to 8Mb RAM	£129
80386DX 25MHz 32K Cache. Up to 32Mb RAM	£215
80386DX 33MHz 128K Cache " "	£265
80486DX 33MHz 256K Cache	£495
80486DX.50MHz 256K Cache	£725

Diskdrives

5¼" 1.2Mb Floppy	£43	3.½" 1.4Mb Floppy	£36
40Mb 25Ms IDE 3½"	£149	104Mb 19Ms IDE 3½"	£233
IDE Controller for 16 bit bus. 2 x FDD & 2 x HDD			£14
Ditto with 2 Serial, Parallel and games ports on board			£18

Video

VGA card, 16 bit 256K RAM, upto 800 x 600 resolution	£29.95
VGA card, 16 bit 512K RAM, upto 1024 x 768	£49.00
VGA card, 16 bit 1Meg RAM, 1024 x 768 in 256 colours	£65.00
VGA paper white 14" inc. on-site warranty	£89.50
VGA colour monitor 1024 x 768 14" inc. 2 year on site warranty	£260

I/O, plug-ins, miscellaneous:

120Mb internal tape streamer (uses floppy controller)	£199
102 Key Tactile Keyboards	£29.50
MS compatible serial mouse, 9/25 pin adapter, software	£13.95
2 serial, 1 parallel & games port I/O card	£12.95
NE2000 compatible ethernet card	£75.00
Desktop or mini-tower case, power supply and all fittings	£75.00
Floor standing tower case, power supply and all fittings	£119.00
MS-DOS 5.0	£50
DR-DOS 6.0	£45.00

Carriage on Motherboards, Disk drives & Keyboards £5, Mice, Video & Controller cards, Software £3, Cases & Monitors £12
 IC's free if over £20 nett, else add 75p. VAT to be added to the total. Full lists of IC's & computer parts on request.

Send orders to: HAPPY MEMORIES, FREEPOST, KINGTON, HEREFORDSHIRE HR5 3BR

TEL: (054 422) 618 FAX: (054 422) 628

Complete your tools with Antex Soldering Irons

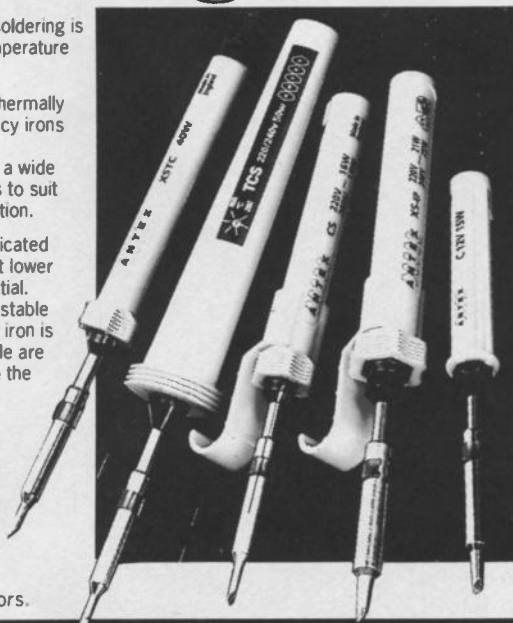
The art of accurate soldering is to maintain the bit temperature at the optimum level.

Antex fixed setting, thermally balanced, high efficiency irons maintain constant tip temperature and offer a wide range of soldering bits to suit your particular application.

For the more sophisticated applications, control at lower temperatures is essential. In these cases an adjustable temperature soldering iron is required. Also available are soldering stations with the option of digital temperature read out.

Antex products are designed for precision soldering to meet the demands of precision electronics.

Ask for Antex by name at leading Electronics distributors.



ANTEX

Antex Electronics
 2 Westbridge Ind. Est.,
 Tavistock, Devon PL19 8DE
 Telephone: (0822) 613565
 Fax: (0822) 617598



FROM

JAYTEE

New for 1992

- ★ **New MOSFET Amplifiers**
improved range of SMOS modules
30W, 30+30W, 60W, 120W
- ★ **20 watt Class A Amplifier**
- ★ **Low profile PCB Transformers**
a range of encapsulated transformers
4VA, 6VA, 10VA, 18VA, 24VA, 30VA

Write or phone for data and prices...
 which include details of standard range of toroidal transformers and audio modules.

No price increase for 1992

Jaytee Electronic Services

143 Reculver Road, Beltinge, Herne Bay, Kent CT6 6PL
 Telephone: (0227) 375254. Fax: (0227) 365104

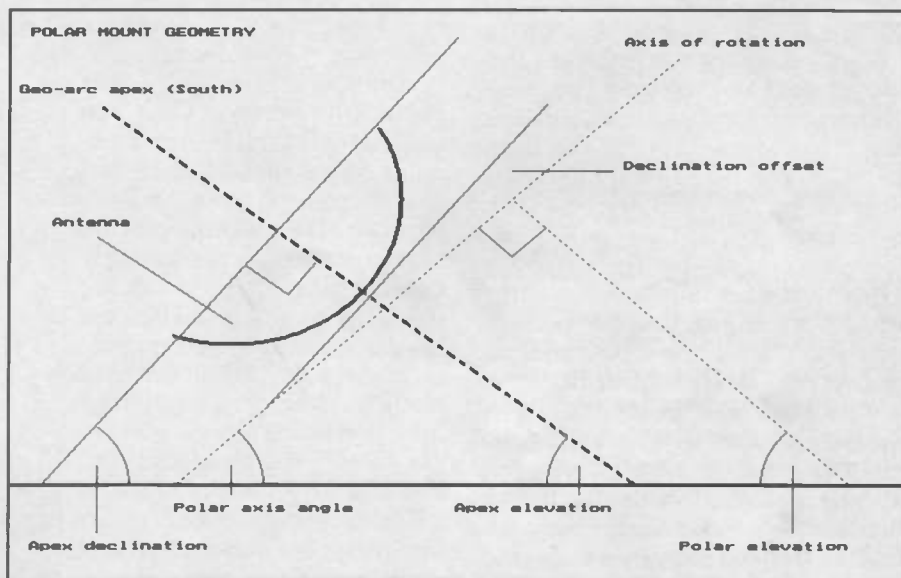
Review... Satmaster

Setting up a system to receive direct broadcast satellite can involve a lot of calculation. This PC program aims to make it a lot easier as Alan Worthing explains.

The task of installing a satellite receiver is not something to be undertaken lightly. Some of the simpler questions are: what size of dish should be used? what satellites can be received? where should the dish point? More complex considerations require a lot of complicated calculation and quite a lot of knowledge.

Although there are a number of good books on the subject that will take you through the process of installing a satellite reception system, a great deal of the hard work can be taken on by a computer program. Satmaster is a pretty comprehensive suite of software that covers almost every aspect of setting up the system. It is aimed mainly at knowledgeable amateurs and schools though professionals might find that it saves them some work as well.

The idea of Satmaster is to allow you to design your system and test it before installation. It can be set



up to operate for any location in the world and can calculate the full link budget including dish size optimisation for the best possible picture. On screen graphics help identify possible interference problems and can be used to plot

beamwidths.

Installation of the software is simple, just shove in the disk and enter INSTALL C: to get a working version on drive C. Starting it up gives a selection of menus which drop down on command to give access to a wide range of functions. For those who are beginners, a full help facility is available to take you through everything up to and including bolting the dish down.

Overall, this is a very comprehensive piece of software and an invaluable tool for anyone wanting to experiment with satellite TV.

Files Link Budget Graphics Tables Information Calculate Exit						
International Look Angles						
Satellite Name	Longitude	Band	Elevation	Azimuth	Compass	
Intelsat VI F4	-27.50°	Ku&C	1.80°	270.00°	256.00°	
Intelsat VI F2	-24.50°	Ku&C	4.83°	270.00°	256.00°	
Intelsat V F2	-21.50°	Ku&C	7.88°	270.00°	256.00°	
Intelsat V F6	-18.00°	C	11.47°	270.00°	256.00°	
Gorizont 15	-14.00°	Ku&C	15.62°	270.00°	256.00°	
Orion F3	-12.00°	Ku&C	17.72°	270.00°	256.00°	
Gorizont	-11.00°	Ku&C	18.77°	270.00°	256.00°	
Telecom I F1	-8.00°	C	21.93°	270.00°	256.00°	
Telecom II F1	-8.00°	Ku&C	21.93°	270.00°	256.00°	
Telecom II F2	-8.00°	Ku&C	21.93°	270.00°	256.00°	
Telecom I F3	-5.00°	C	25.13°	270.00°	256.00°	
Arabsat 1-A	19.00°	C	51.61°	270.00°	256.00°	
Arabsat 1-B	26.00°	C	59.61°	270.00°	256.00°	
Raduga 22	35.00°	C	70.04°	270.00°	256.00°	
Gorizont 12	40.00°	Ku&C	75.89°	270.00°	256.00°	

Satellites Above Receive Site Horizon

[SATMASTER]

<ESC> Quit : <F2> Print : <PgUp> Previous screen : Any other key to continue...

Product: Satmaster
 Price: £35
 Published by
 Swift Television Publications
 17 Pittsfield
 Cricklade
 Swindon
 SN6 6AN
 0793 750620
 Requires a PC/XT/AT with DOS 3.0 or later and a 3.5in FDD.

Review...

Logitech Fotoman

Richard Milner snaps up the new wave in photography and shows that although it may not be up to professional standards, electronic imaging is definitely the way of the future.

This kit for electronic photography contains the camera and software you need for image capture and manipulation on an IBM-compatible PC, and costs only £700 compared with £10,000 or more for professional systems such as Kodak's Digital Camera System. You get a few accessories; a stand, a mains recharger unit, a nylon carry bag, a filter ring and neutral density filter and the all-important cable to connect the camera to your PC.

The Fotoman is a slim, light plastic unit that can be used one-handed. It's a little bit bigger, but slimmer, than a Nintendo Game Boy. The lens has a fixed focus, 1m to ∞ , with fixed exposure time and aperture. The camera has a built-in flash which always operates. The battery/RAM pack the snaps are stored on will hold 32 frames, and must be recharged at every opportunity as it will run down in a couple of days, losing all the stored images. If you wanted to take more than 32 frames in a session you would need some spare RAM packs

or a computer to store your first batch of pictures on.

Snapping is simple – just point and shoot. Our pro photographer who tested the unit disliked the lack of control over exposure times and the flash, and the resulting pics are often whited out by overexposure, as you can see from the examples. The best results were achieved outside on a sunny day, when the flash made no difference, and with a little practice it was possible to get some quite good pictures. Fortunately, some of the problems, such as underexposure, can be ironed out later at the editing stage.

Compared with a conventional camera there are a few other disadvantages. The shutter response to the button is quite slow and the time lapse between one shot and the next is several seconds. There is no frame counter and you must listen for warning notes when you get

Fotoman in action taken with a 35mm camera.



Photograph: Carolyn Vaughn

towards the end of the RAM pack's storage capacity. Finally, the images stored are not colour.

The bonus of the Fotoman is that you download your picture directly into a computer. The Fotoman software runs only under Windows, so clearly you need a reasonably powerful PC with a fair bit of RAM to capture and manipulate the images.

Downloading from camera to hard drive takes a little more than a minute for each picture, so a full camera load (32 pictures) will take over half an hour. Between each picture the software breaks off, then re-establishes communication with the camera. If there's any trouble at this stage, it doesn't try again in 30 seconds, but puts up a abort/retry message and waits for you to hit the return key. This means you have to spend that half hour sitting by the


Fotoman – the production story

During the 1980s computers revolutionised the print medium. Desktop publishing software allows the layout of complete pages on screen, eliminating tedious paste-up and mechanical typesetting. The field of graphic reproduction has been similarly changed; high end colour scanners and picture editing workstations now allow extensive manipulation of images on screen before the separated film is plotted out.

Apart from the actual printing, only two mechanical stages now remain in print production: keying in of text and photography. Fotoman is an example of the way that photography is changing through new technology.

The images that Fotoman captures are stored and manipulated on a desktop computer, using sophisticated image processing software. They can be converted into file formats suitable for incorporation into page layout programs and the finished pages can be plotted out as final film on an image setter. This eliminates conventional photographic processing, scanning or halftone screening and film production.

Within five years electronic cameras such as Fotoman may well replace conventional photography in the same way that video cameras have succeeded ciné film for almost all home and television use.



PC reading a book, because by Sod's law if you leave it alone for that time it'll fail as soon as you've gone (I tried it, and it did).

The focus is fine, as is the level of detail. The main problem with the results is the exposure. To get a reasonable shot, you have to get in close, as cropping off the border and zooming in on the centre give a pixelated picture. This is because the Fotoman images are stored at 75 dots per inch, which is a lower resolution than ordinary newspaper pictures. When the flash goes off and you're too close this will overexpose the frame. There is a compromise, which you have to find through trial and error. Luckily, the usual 'red-eye' that a fixed flash gun produces can easily be toned down with the editing software included with the package.

The Fototouch software contains some picture editing functions but they only work with greyscale images. You can crop, blow up, zoom in and out, paint over or copy individual pixels, change brightness and contrast and generally modify your images almost any way you like. The images can then be stored in various useful formats. You need a good greyscale monitor and video card, capable of displaying 256

levels of grey, to make proper use of the software. Fototouch's facilities are very good for the price – bearing in mind that the equivalent Macintosh package PhotoShop costs about £600 by itself (though it does

manipulate colour).

Outputting is done via conventional printer or imagesetter. The pictures in this feature have been processed directly to printer's film on a Linotron imagesetter. We do not know, until we see the finished magazine, how they are going to turn out. It is possible to get your images output as prints or slides, but this would take a lot more processing and image converting, and would be fairly expensive.

Overall Fotoman achieves the aim it set out with; a low-cost electronic imaging system. The question is, who is this product aimed at? It is no use to the home user, because of the requirement for an expensive computer to display images. It is of some use to a professional publishing company, but because of the relatively low resolution of the images it could not be used for all normal requirements, so conventional photo technology is not yet obsolete. You can get better quality and the ability to edit the image by scanning conventional prints on a desktop scanner. The most likely user would be a small budget publisher such as a school magazine or fanzine. At the moment Fotoman is an expensive toy rather than a useful tool, but as the technology improves similar systems to this will take over from conventional photography. ■



Bright sunny days give the best results.


Television Gets A Wider Screen

Are the wide screen TVs currently being introduced a step towards better pictures or should we wait for HDTV? Kenn Garroch has seen the latest systems

Call it the box in the corner or the one eyed god, it is familiar to over 90% of households in the UK as the good old TV set. It hasn't changed much on the outside since the basic design was finalised in the late 1940s. Internally, there have been a number of improvements but they have mainly increased reliability and decreased in the number of internal components.

Now things look set to change. With the introduction of widescreen TVs over the past few years plus the advent of direct broadcast satellite TV, easy to use remote control, teletext, NICAM digital stereo, digital sound processing, cable, flatter squarer screens and much more, the revolution in the way we watch TV has begun.

At the recent Brown Goods



Nokia's range of wide screen TVs.

Show in London – brown goods include such things as TVs, VCRs and HiFi – most of the big consumer electronics

manufacturers were showing off the kit that they hope will make it into the high street in the next year.

Perhaps the most radical product for the TV industry is the introduction of the 16:9 widescreen TV. A number of manufacturers now make sets of this format and are hoping that the market will soon take off.

The standard shape of a TV screen is 4:3. That is, it is four thirds wider than it is high. This shape was designed into the system from the beginning and has been the format used for TV ever since. Most programme material is put out in 4:3 but it is incompatible with the wider screen favoured by the cinema industry. Cinemascope is much wider than it is tall and provides, some say, a more natural landscape image. widescreen TVs generally have a 16:9 screen aspect ratio and work well with videos and TV films that use the letterbox format – shot on 35mm or 70mm film. It must be said that they are

Mitsubishi's systems have NICAM stereo reflex speakers on the sides.



LOW COST RANGER1 PCB DESIGN FROM SEETRAX

- Circuit Schematic
 - Circuit Capture
 - PCB Design
 - Host Of Outputs
- All-In-One Design System**

£100

Fully Integrated Auto Router
£50

Ask Us About Trade-In Deals

Call Now For Demo Disk on 0705 591037

Seetrax CAE • Hinton Daubnay House
Broadway Lane • Lovedean • Hants • PO8 0SG
Tel: 0705 591037 • Fax: 0705 599036

**REDUCED
PRICE!**

**What The Press Said
About RANGER1**
For most small users, Seetrax Ranger1 provides a sophisticated system at an affordable price. It is better than EasyPC or Tsien's Boardmaker since it provides a lot more automation and takes the design all the way from schematic to PCB - other packages separate designs for both, that is, no schematic capture. It is more expensive but the ability to draw in the circuit diagram and quickly turn it into a board design easily makes up for this.
**Source JUNE 1991
Practical Electronics**

Pay by Visa or Access



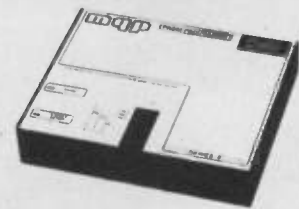
MQP ELECTRONICS SYSTEM 200

UNIVERSAL DEVICE PROGRAMMING SYSTEM

- | | |
|--|---|
| • Fast and reliable programming | • Easy to upgrade |
| • Low cost | • Manufacturer approved algorithms |
| • Expandable system – buy only what you need | • Efficient and attractive software interface |
| • Virtually all programmable devices covered | • Special batch mode for production |

System 200 is one of the most versatile programming systems available. At the heart of the system is the award-winning Model 200A programmer. Designed to quickly connect to the serial or parallel port of any PC compatible, the Model 200A is controlled by PROMDRIVER, widely acclaimed as the best driver software available for any programmer.

- EPROMs, EEPROMs and FLASH memories up to 4Mbit and beyond
- Microcontrollers from most manufacturers including
 - 8748 Family
 - 8751 Family (Including 87C751/2 and 87C552)
 - Z8 Family
 - PIC16C5x Family
- Emulators
- 8 pin Serial EEPROMs
- PALs, GALs, EPLDs etc
- Bipolar PROMS



Write or phone today for Free Information Pack:
Phone: (0666) 825146 Fax: (0666) 825141

**MQP Electronics Ltd., Park Road Centre
Malmesbury, Wiltshire SN16 0BX UK**

European Distributors: Digitron, Norway Tel: 071-17 890; Synatron, Germany Tel: 089/4602071; Logtek, Sweden Tel: 08 770 1470; Elexind, Italy Tel: 020 92 10 35 54

Brief History of TV

There were a number of people involved in the invention of the television. Some had direct involvement with transmitted moving picture systems, others devised elements that were essential to the development of the techniques used in current systems.

Perhaps the most famous name in the history of TV is John Logie Baird who produced his first TV picture in 1925 using an electro-mechanico-optical system whose definition was poor at a mere eight lines. However, an Englishman named A A Campbell Swinton had suggested at the beginning of the century that the recently invented cathode ray tube (CRT) could be used to display moving pictures and a Russian emigre to the USA named Zworykin developed a photo-electric TV camera tube –

eventually resulting in the iconoscope.

The first TV pictures were transmitted in 1928. They were low quality at 30 lines with frames repeating at 12.5 times per second but they did get a lot of publicity. However, Baird's system was soon eclipsed by the developments at EMI which used an iconoscope similar to Zworykin's and a CRT. This all electronic system had a reasonable resolution at 405 lines.

The next step forward was to increase the resolution to 625 lines in 1964 and then colour in 1967. Since then there has been no significant change in the way TV pictures are received and viewed and it has taken 25 years for the TV industry to take the next step with the gradual introduction of wide screen TV and high definition TV.

not high definition and only provide the same quality of picture currently available on standard TV transmissions.

Probably the best examples of commercial widescreen TVs at the brown goods show were from Nokia. It was showing a new set of three, starting with a 28in model for £1100 and moving up through 32in (£1600) to 36in (£2350). The biggest model was a monster aimed more at the pub entertainment market than the home user. The 28in 7291 model, on the other hand, would not look particularly out of place in the average living room.


All three sets offer a wide range of facilities and are able to receive and display normal 4:3 pictures. The remote control handset allows

the user to choose between normal display, with the electronics filling in the sides of the screen with black bars, or to chop a portion of the top and bottom from a standard picture and then expand it for a full widescreen effect. For cinemascope type films this is fine since the black bars at the top and bottom are removed. More usual TV programs such as chat shows and those featuring news and current affairs tend to have close-up head-shots with the result that in widescreen format, the tops of the heads are removed. However, after a while, the effect is not too noticeable – for films that have subtitles, the picture can be shifted up so that more of the top and less of the bottom is removed.

Of course, Nokia's widescreen TVs have a number of other features such as picture within picture, to allow the user to see what is happening on the video or satellite receivers, and NICAM digital stereo with no less than six loudspeakers including two built-in sub-woofers.

The only remaining problem for widescreen TVs is that most TV programmes transmitted on the standard terrestrial channels (BBC and ITV) are designed for 4:3. However, most manufacturers of widescreen TVs are confident that more and more programmes will be in letterbox format – B Sky B is apparently planning to transmit a large number of its movies in 16:9 and the format is used in a number of adverts and feature films on Channel 4, so demand for the TVs could go up.

Toshiba weighing in with DSP and surround sound.



Better Sounds

Another big innovation in the latest TVs is digital sound processing (DSP). Toshiba's latest sets offer NICAM sound with the added extra of surround sound.

Where the programme material is transmitted in mono, a pseudo stereo effect can be obtained by adding a slight delay or echo between the left and right speakers. Where NICAM stereo is transmitted, speakers situated behind the listener come into play to offer surround sound. The digital delay offers four settings, disco, theatre, hall or stadium, each providing an extra bit of echo. For video films that come with Dolby



The giant size Ferguson above displays 1250 lines and is fully HDTV compatible

Surround Sound, the system shows its true colours and a full cinema like effect is produced with stunning realism. The cheapest Toshiba set with the DSP circuitry is the 25in priced at £749.99 featuring 60W of music power – not too bad a price compared with the cost of frequent visits to the cinema. Unfortunately, Toshiba are not yet producing a widescreen format TV. Its opinion is that until the European high definition television

(HDTV) transmission format is finalised and actually on the air, the number of customers for widescreen low resolution sets will be limited. However, the company does make widescreen TV tubes and the technology is obviously not too difficult so, perhaps if the idea takes off, a Toshiba model will make an appearance. In the meantime, a demonstration version of an HDTV system was on show to prove that the current widescreen

formats still have a way to go to match the fantastic picture quality offered by 1250 line HDTV.

The TV industry is gearing up to allow viewers to watch TV of a quality seen only previously in the cinema. At the moment, it is only the top of the range systems that offer the latest technology but as competition increases, prices will fall and high quality TV will become commonplace. ■

A feature of modern TV systems is simplified remote control as in Mitsubishi's one button system – It seems that manufacturer's have taken to heart the problems encountered by punters faced with a vast array of buttons. Toshiba were also showing a new wave in simple to use portables with its 4in colour screen able to receive multi-standard transmissions anywhere in the world.



All The Fun Of The Fairs

Ian Burley take trips to CeBIT, Which Computer? and Comms'92, and brings back a roundup of the latest news from the world of electronics gadgets.

In this month's column I have more to report from exhibition forays – a look at what was new at the CeBIT Hanover Fair in Germany, plus the odd goody from the 1992 Which Computer? and Communications 92 shows, a little closer to home at the Birmingham NEC. To round things off, a trip to France for a few days holiday reveals wide screen tellys are already on sale there and being heavily discounted too.

CeBIT 92

The annual CeBIT (Centrum Buro Information Fair Telekomunikation) event at the enormous Hannover Messe expo complex is a rich mixture of business and commercial technology exhibits as well as PC and consumer electronics displays. This year about 640,000 visitors, up around 100,000 on last year, trekked to Hannover and struggled around the 24 exhibition halls in a venue which fully justifies its own people

The new Commodore Amiga.



At last, a keyboard for the CDTV


mover shuttle bus service.

New CDTV And Amiga

One of the main attractions as usual was Commodore's stand, where the computer workstation version of

the Amiga-based CDTV multimedia player was launched, as was a new compact replacement to the Amiga 500, called the 600. Commodore is huge in Germany and it was no surprise to see key products getting their worldwide debuts there instead of in the US.

The CDTV workstation had been promised ever since the CDTV was originally launched two years ago. After all, the CDTV has Amiga computer internals – it would be a doddle to connect a keyboard, mouse and disk drives to make it into a fully functioning multimedia Amiga. Sadly, marketing gurus decided that the CDTV was not a 'computer'. Keyboards, mice and floppy drives would only confuse the dozy punter, was the argument. Keep the thing looking like a HiFi CD player was the policy. Now that Commodore has brought out the full works version, one wonders if the original strategy has



Sony's new micro digital stereo cassette.

fallen on hard times.

Commodore's new Amiga 600 drew a great deal of attention, but its reception was mixed. The 600 is a compact replacement to the venerable Amiga 500. Gone is the numeric keypad so the unit is not much wider than a notebook computer. The case is slightly less deep than its predecessor too. But despite the compact dimensions, inside there is room for an optional IDE hard disc drive. The bulkier Amiga 500 had to make do with an even bulkier external hard drive which attached to the machine's side-facing external expansion port.

The floppy disc drive remains on the right hand side of the case and is still restricted to the Amiga's 880K proprietary double density format when most of the competition has settled on the PC quad density 1.44Mb floppy standard. Much more interesting is the provision of PCMCIA slots to accept credit-card sized expansion devices like battery backed RAM, non-volatile ROM or flash RAM or even tiny modems. In fact a UK modem manufacturer has just announced a PCMCIA modem just a few millimetres thick and we'll be bringing details of this to you next month.

You can't deny the wedge-shaped Amiga 600 looks sporty and it incorporates some interesting technology, but the retention of an aged 7MHz 68000 processor and a totally non-standard floppy disc drive defies logic.

The Amiga 600 is due in the UK any time and should start at £399

without a hard drive.

Micro Digital Cassette

Over at Sony's stand crowds of people were huddled around a rep showing off yet another miniaturised digital marvel; the NT-1 digital tape recorder. It looks like a pocket dictaphone but instead of using ordinary analogue micro-cassettes, Sony has developed an incredibly tiny digital cassette which is almost dwarfed by the supplied in-ear headphones. Like DAT players and video recorders, a helical scan rotating read/write head is used. This Swiss watch-like construction enables a high quality stereo sound track of up to two hours in length to be recorded,

though the sampling rate is not as high as DAT. The Sony rep denied the assumption that the NT-1 would replace Sony's Rolls Royce portable recorder, the Walkman Professional – which many radio broadcasters swear by. Sony reps had difficulty in explaining exactly who the target buyer was for the NT-1, though busy and presumably rich business executives, needing both a quality dictating machine and a truly pocketable walkman, were suggested. Pricing has yet to be fixed but is likely to be the best part of £500 when it starts shipping this summer.

The Sanyo Alternative

Sanyo revealed a Sony DataDiscman electronic book clone at CeBIT. The slimline EXB-1 is compatible with the same 8cm optical disc cartridges as the Sony though a major difference is that the Sanyo can combine audio with text. In other words a textual passage displayed on the 3.6in screen could be accompanied by a soundtrack, a music clip for example. Like the DataDiscman, the EXB-1 doubles as a conventional portable music CD player when 8cm CD singles are used. Sanyo expects the EXB-1 to be on sale in August with a price around £450.

LCD Monitor From ICL

The number of flat-panel LCD computer monitors exhibited by various companies was

Sanyo's data discman clone.






ICL's colour LCD monitors.

encouraging. ICL has emerged from its somewhat conservative image with a diverse new range of PC clones and a colour LCD monitor option. Originally developed for ICL by partner firm Nokia Data, the Freestyle AE12C monitor uses Sharp's superb ten inch active matrix TFT colour LCD. This offers a maximum 640 by 480 pixel resolution in 256 colours from a palette of 512. ICL points out that a particular attraction of the lightweight Freestyle is that it needn't remain planted on top of your PC. Why not pick it up and sit back in your recliner contemplating your spreadsheets in comfort without having to squint? All this luxury still doesn't come cheap, unfortunately. The German list price is DM7,900 – about £2,800 just for the monitor and display adaptor card alone.

Canon's super fax.



Amstrad's PCs

Amstrad appears to have adopted CeBIT as its major launching pad each year for new products. Last year saw its first notebook PC, colour portable and the cute 'tiny' PC range launched there. This year at CeBIT Amstrad has moved firmly into new territory with top of the range 486 PCs built in Ireland by, of

all people, Intel themselves no less. A PC is a PC you might say, but Amstrad has confounded its critics who had predicted doom and gloom for the company because of its low cost and mediocre specification PC range. The new 486 range is headed by a state of the art 8486 model featuring the relatively new 32-bit EISA expansion bus, a 33MHz 32-bit on-board SCSI peripheral interface controller and EEPROM for low-level firmware upgrades from floppy disc rather than chip replacements.

If that was a little too heavyweight, Amstrad also launched a colour version of its year old notebook PC, this time using a passive matrix colour LCD. Naturally the colour quality of this screen doesn't match the impressive active matrix display of the Amstrad colour portable, or the ICL Freestyle, but twelve months ago you'd be hard pressed to see a prototype battery powered notebook PC with a colour screen of any description. A 25MHz Intel 386SL chip, which has built in power saving features, is used in the notebook and continuous use for up to two hours is claimed before a battery change is required.

ICI's 12in Library

For a complete change of scene we wandered over to ICI Imagedata's stand. Here the marvel is a machine which can store one thousand gigabytes of data on a single twelve inch tape reel of optical tape. The Creo 1003 tape drive itself is made the Canadian firm Creo. According to my rough calculations, a single tape could store the textual content of over 400,000 350 page books.

How many books does your typical public library contain? Or how about over 1,500 full to the brim music CDs?

ICL says its optical tape technology is an attractive alternative to magnetic tape, not only because of the significantly greater storage capacity but because there is no danger of accidental magnetic erasure. ICI guarantees an archival life of fifteen years.

Bubble-jet & ISDN Fax

Over at Canon another revised version of their highly successful portable bubble-jet printer was revealed. The BJ20 is a slightly larger and more heavy-duty version of the BJ10ex. Canon says the BJ20 is slightly faster than the BJ10ex and comes with a larger capacity sheet-feeder as standard – the BJ10's one is an optional extra.

Canon also showed some serious looking ISDN (integrated services digital networks) fax machines. For those lucky enough to have an ISDN phone line, you can look forward to fax transmissions at 64K bits per second – seven times faster than the fastest a conventional fax will go and without errors too. Roll on enhanced resolution 300dpi fax (instead of 200dpi) and colour too.

Show Roundup

To round the show off we looked at a collection of experimental ISDN products including a colour videophone system developed for BT's opposite number in Italy, SIP.

ISDN video conferencing was much in evidence too, with show visitors being invited to chat with people over live ISDN video links to studios in various European cities. For those of you who have experienced slow-scan satellite video conferencing, the quality is roughly comparable, except there is no picture break up caused by line noise. The main problem is slow frame refresh – it looked like about 5-6Hz!

Also beginning to attract attention at the show were the emerging digital portable phone lobbies, PCN vs GSM, and don't forget Motorola's ambitious satellite-based global mobile phone system, Iridium. Philips, Panasonic



Just the fax from Dacom

and Nokia Mobira, among others, showed pre-release GSM digital cellular phones at CeBIT. We hope to have a closer look at these technologies in the near future.

Which? And Comms'92

After the Hannover Messe, the Birmingham NEC seems almost village-like. This doesn't help the impression that show organisers, Reed Exhibitions, are trying to portray.

Both these once popular events are now in serious decline. Despite great publicity and marketing efforts over the last twelve months, Which? and Comms'92 couldn't completely fill a pair of NEC's not over-vast halls each. But there were a couple of interesting products to make the journey worthwhile. PC fans were probably satisfied to see the latest 50MHz 486 PCs and Intel's new 486DX2 upgrade technology, while IBM bravely introduced OS/2 version 2.00 to stave off Microsoft's relentless Windows 3.1 competition.

Pocket Fax From Dacom

For me, a self-confessed comms addict, the highlight of Which? this year was a very neat gadget from Psion Dacom - a futuristic looking palm-sized pocket modem with optional fax facilities.

Pocket fax modems are no longer a novelty, but Psion Dacom has taken the basic concept, added some serious industrial design and produced a modular, adaptable device truly aimed at the mobile, global travelling executive.

All versions of the PDM model range have an LCD status display

and an interchangeable PSTN module. Different modules for different phone systems around the world are available. Maximum data transmission speed is 2400bps (V22bis), the basic PDM30 model offers MNP4 /V42 error correction, the mid-range PDM40 model adds MNP5/V42bis data compression and the top-end PDM40F includes 9600bps Group 3 Class 2 fax send and receive in conjunction with Breakout+Fax software for PC compatibles.

As we've come to expect from Psion, the PDM series looks beautifully and thoughtfully designed. No critical new ground has been covered by the PDM range, but compared to the cheap-looking competition, Psion has added a touch of class to the pocket modem ranks.

Rabbit Revival

Next door to Which? at the Comms'92 show, Hutchison Telecom surprised many, myself included, by announcing its long delayed entry into the public Telepoint digital cordless phone market, almost a year since all three of its DTI licensed competitors withdrew. A while back Hutchison bought out the most dynamic of the four licensed operators, BYPS, which had announced its Rabbit service but not launched to the paying public.

Hutchison blames the failure of its competitors, the BT-led Phonepoint consortium, Mercury Callpoint and the Ferranti Zonephone system, on a lack of standardisation on CAI (common Air Interface) protocols and not enough installed public base stations. Those more critical would say that the inability to accept incoming phone calls was also a major reason for failure.

Hutchison's efforts at Comms'92 didn't look half hearted. There are four buyer options starting with the basic Rabbit package. This costs £189.95 and includes network registration, a GPT handset and charger plus three months subscription worth £18 (£6 a month). Rabbit Plus for £239.99 includes a private base station - a much welcome reduction in price indeed. Originally the competition asked for around £200 for the base station alone. Rabbit Recall for

£259.99 is the basic Rabbit outfit with a message pager. The pager adds £1.50 a month to the £6 subscription charge. Finally, there's Rabbit Recall Plus (£299.99) with pager and private base station. Prices include VAT.

Other CAI compatible phones are available at greater cost, including the very chic Motorola flip-phone style unit. Phone charges will be 20p a minute (8AM-8PM) or 10p a minute (8PM-8AM).


The service was due to go public in the North of England from May, with the rest of the country to follow shortly. Apparently a roaming service to enable Rabbit users to use their phone in some European countries are in the offing. Hutchison, which is based in Hong Kong, says over 15,000 users are already active there after just three months. That's probably more than all of Hutchison's UK competition managed before they gave up last year.

Will Rabbit succeed? Even the Rabbit promotional literature uses headings like 'Rabbit on Trial' - I certainly hope the verdict is not guilty.

Cheap Widescreen TVs?

Last of all this month, a slight distraction from a recent skiing holiday was the view through a local shop window in Courchevel showing a rather nice Philips wide screen TV. Even nicer was a large hand scrawled price tag with FF30,000 crossed out and replaced by FF20,000. That's still two grand, but it's a step in the right direction! The shopkeeper told me that he had stocked the new TVs since February. ■

Ian photographs a videophone.



Subscribe to

PRACTICAL

ELECTRONICS

SCIENCE AND TECHNOLOGY

Every month we bring you the best coverage of the modern technical world.

Innovations has all the news of the latest developments, technical features explain the detail behind the glittering facade of technology, while writers such as Barry Fox, Technology Journalist of the Year and Ian Burley, Editor of BT's Prestel Micronet consumer section, analyse the growing role of electronics in everyday life. Finally, for those of you who want personal hands-on experience of design and construction, our projects offer entry level designs and advanced challenges.

A 12-month subscription is only £18 (UK), £22 (surface mail) or £39 (air mail). Concessionary rates also available. Order by credit card on 081 743 8888.

Subscribe today and book your place in the electronic future.

Send to:

Intra Press, Intra House, 193 Uxbridge Road, London W12 9RA.

Make cheques/postal orders payable to Intra Press in £ sterling.

Please subscribe me to Practical Electronics for 12 months, starting with the issue.

I enclose a cheque/postal order/banker's draft for £.....

Name

Address

Town

County

Post Code.....

Or: Please charge my VISA/Mastercard

Number

Expiry date.....

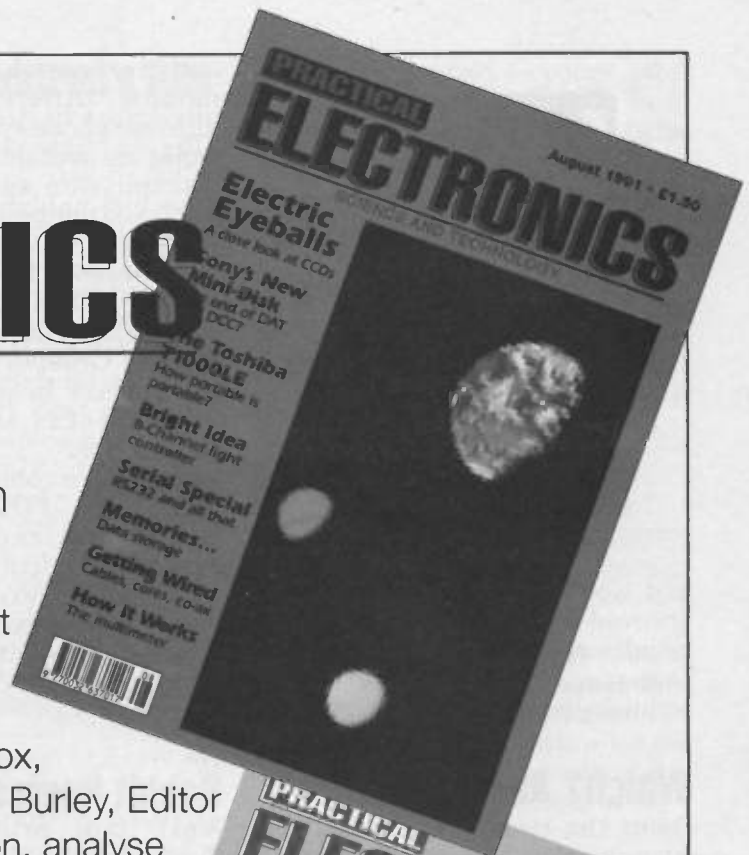
Subscription rates:

UK post - £18, Overseas surface mail - £22, overseas airmail - £39.

Discount rates:

UK BAEC/Educational concession- £16.20, Overseas BAEC/Educational concession - £19.80 (surface mail only available)

Please enclose proof of BAEC membership or educational status.



Review...

Electronics Workbench

Chris Kelly loads up a sophisticated simulation program on his PC and checks out both analogue and digital electronic circuits.

Industrial software for electronic circuit simulation generally tends to be complex, needing a long learning curve, and is so expensive as to place it out of the reach of experimenters or small companies.

Now LJ Electronics is marketing Electronics Workbench which is a schematic drawing and sophisticated simulation package for analogue and digital circuits. The user can investigate passive and active components, DC circuits, AC circuits, combinational logic and sequential logic. Mixed-mode simulation, where analogue and digital circuits are combined, is not supported.

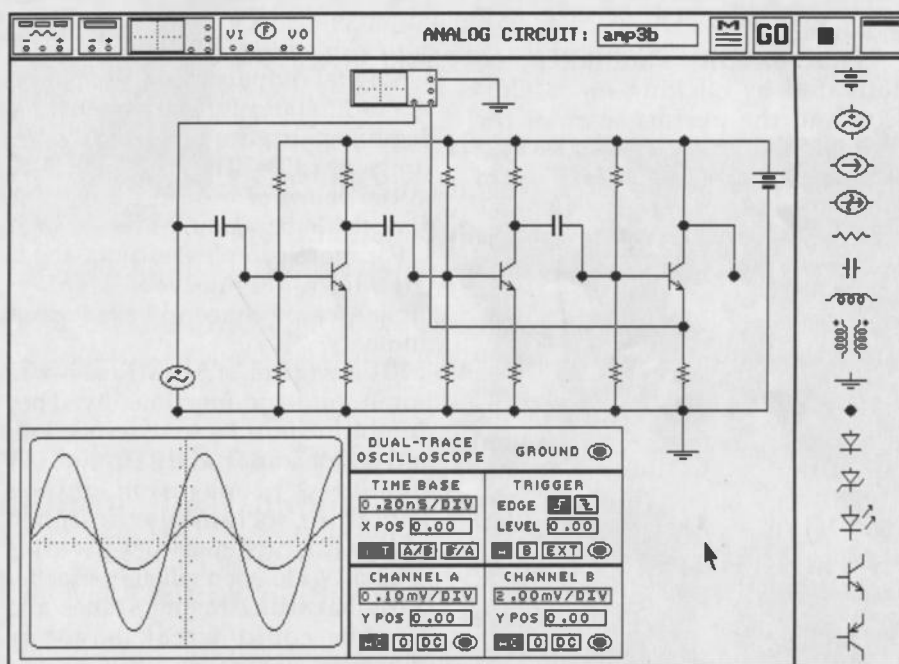
Schematic drawing packages have flooded the PC market for many years, but none so intuitive as Electronics Workbench which, as version 1.5, runs on IBM PC, XT, AT or PS/2 compatible system with CGA, EGA or VGA graphics. A hard disk is not essential; one 3.5 inch drive will suffice or two 5.25 inch 360K drives.

Using The Workbench

The user initially sees a blank monochrome drawing area or 'workbench' with a components bin on the right and an intriguing equipment shelf top left.

The bin is really a graphical menu showing the analogue or digital component symbols available. Most of the main symbols are available and the software permits the user to edit and draw symbols to add to the library. The bin can be scrolled to reveal other components.

Components can be chosen using a mouse or cursor keys. All



Analogue circuit simulation.

actions follow the same point-and-drag method made so popular by Apple Macintosh and Microsoft Windows. By moving a screen pointer over the component and clicking the mouse button, the symbol can be dragged to the drawing area and upon releasing the button it is fixed in that position. Moving an item is done simply by returning the pointer to the item, clicking the mouse button and dragging to the new position. All the components can be labelled and given values.

The maximum number of components used in a design is limited by the amount of free memory, although a cheaper personal version is limited to twenty components.

Wiring between components is also simple. Move the cursor over a connection point of a component in

the drawing area, click the mouse and drag the wire to a connection point on another component. At this stage the user sees a rubber-banded or straight point-to-point wire. On releasing the mouse key, the wire is 'auto-routed' and neat orthogonal bends are automatically inserted. Many wires can be routed without the screen looking too cluttered.

The equipment shelf holds icons of the simulated laboratory equipment. Signal generators, power supplies, digital multimeters, oscilloscopes (dual trace) and, no expense spared, spectrum analysers for the analogue version. For the digital version we can use bit-pattern generators, logic analysers and something that has no name but displays truth tables.

The instruments can be dragged

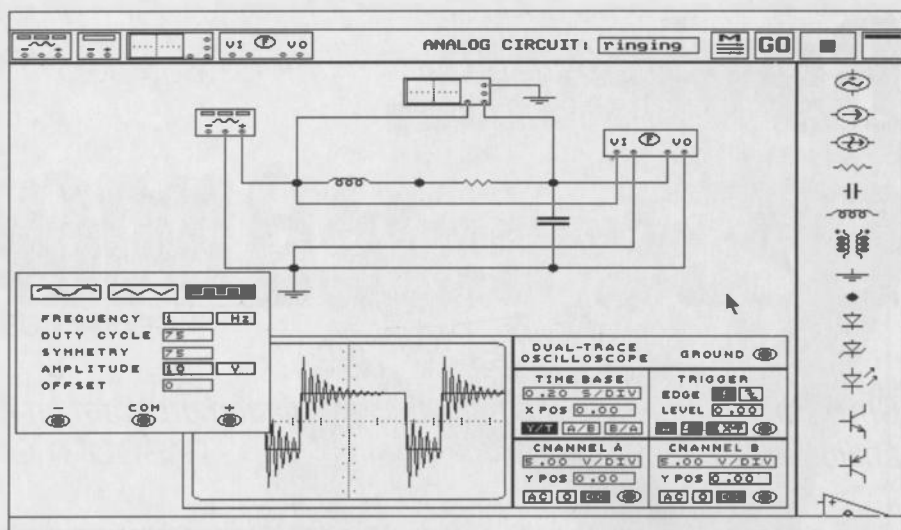
to the drawing area and connected into a circuit in the same manner as components. The icons are simple outlines but double-click the mouse button while pointing at one of these icons and out zooms a detailed front panel which can be adjusted just like a real instrument or moved to any area on the screen.

The drafting part of the package is useful in its own right but the simulation adds a new dimension. Signal generator icons can be exploded and set to give the necessary input signals from the usual choice of sine, square or triangular waveforms. Voltage and current sources can be set individually.

The circuit simulation is activated by clicking on a "GO" icon and the performance of the circuit is displayed on the test instruments. The speed of simulation depends on the complexity of the circuit and the speed of the computer. On a 12 MHz 286-based system the waveforms of a simple inverting amplifier are displayed well within a second. More complex circuits can take twenty seconds or more, quite acceptable for most experimental applications.

The analogue components are simulated using a number of standard mathematical models: resistive components follow Ohm's law, reactive components are calculated using frequency-dependent equations ($X_C = 2\pi fC$; $X_L = 1/2\pi fL$). Energy storage models for capacitors and inductors use $i = Cdv/dt$ and $v = Ldi/dt$ respectively. Active components are simulated using equivalent circuit equations representing current gain, ohmic resistances, junction potentials and junction capacitances. Tables of parameters can be adjusted from within the software to model any active device performance.

The digital version has a parts bin of standard gates and flip-flops. It simulates circuits by injecting bit-patterns using a word generator with eight outputs plus a clock. These are set up quickly by clicking the cursor on the bit-store for each output and then typing the one-zero pattern from the keyboard. The simulated sequence can be in single-step, bursts of one cycle or cycled repeatedly - again on the click of the mouse button.



An Analogue circuit showing ringing.

Digital outputs can be displayed as on-off states by simple elliptical devices which can be considered as lamps or LEDs. They are connected to the relevant outputs and show dark for logic 0 and white for logic 1. For more complex outputs, the 8-channel logic analyser displays digital waveforms and hexadecimal numbers.

The digital simulations work purely on logic functionality. They do not include fan-out restrictions and more importantly do not use simulated propagation delays. Therefore, originally designed circuits can be shown to work using Digital Workbench when in practice static hazards causing spikes and glitches could wreak havoc in sequential circuits.

Macro Facility

Any part of a circuit can be saved as a macro and called into any other circuit later. This is useful for commonly used circuits, particularly for the digital version where standard devices from the TTL and CMOS families can be saved by name, building to a very useful library.

However, this is where the limitation of simulation speed becomes apparent. A binary-coded decimal counter with decoder and seven-segment display takes a couple of seconds to change from one digit to the next. Because the macro facility makes it so easy for the enthusiastic user to add more and more to a circuit, the simulation times begin to increase enormously.

Workbench is clearly designed and marketed as a hobbyist or

educational aid. The circuits are easy to compile on screen but the only output is to a dot-matrix printer giving a chunky look to the diagrams. Plotter drivers designed to work with the software would give a much more professional-looking finish.

As yet there is no way of designing PCB layouts from the schematic drawings. However, if the internally generated netlists could be exported to simple PCB drafting packages it would have some use for the practical realisation of simple circuits. Certainly this kind of feature would be very useful in an educational environment as students would learn about the important concept of a netlist carrying information from the stages of design and simulation to production.

In an educational environment, I have used this software with students ranging from fourth year schoolgirls tasting engineering for the first time to day-release Higher National Certificate students. All found it quick to learn and enjoyed using it. A brief demonstration of the main points and they were away, rapidly gaining confidence to experiment.

This software is superb when used alongside practical work. To begin with, it removes the uncertainty and frustration of real laboratory instruments which may malfunction or have broken leads. It has the advantage that incorrectly wired circuits do not damage the instruments.

Electronics Workbench is marketed by LJ Electronics, Norwich. ■

Space Art

Astronomy Now's Art Editor Paul Doherty is one of Britain's foremost space and astronomical illustrators. His pictures have featured in numerous books and regularly appear on *The Sky at Night*. Dr. Patrick Moore CBE said of Paul Doherty, "Paul's paintings are without doubt the most beautiful and technically accurate, which is why I select them to illustrate my books."



Astronomy Now Magazine is pleased to offer a special limited edition of four of Paul's most attractive paintings. Each picture is printed on heavy grade 200 gsm acid-free paper, to eliminate fading, and is available in a limited edition of only 300, individually signed and numbered by the artist. Select individual prints at £24.95 each, including P&P, or collect all four for only £89.95. The prints available are:

← **Inside the Rings of Saturn**, first published in

The Unfolding Universe (Rainbird in association with the Book Club Association) by Patrick Moore



← **Planetary System of Albireo**, first published in *Travellers in Space and Time* (St. Michael) by Patrick Moore



➔ **Planet close to a Globular Cluster**, first published in *Travellers in Space and Time* (St. Michael) by Patrick Moore

➔ **The Icy Surface of Pluto**, first published in the *George Philip Atlas of the Universe* by Mitchell Beasley

To order, please tick the box in the caption of the print(s) you require and send a copy of this page to Space Art (PD), Intra Press, Intra House, 193 Uxbridge Road, London W12 9RA. Please enclose payment in the form of a cheque or PO made out to Intra Press. Don't forget to include your name and address.



Orders will be processed on a first-come, first-served basis. Please allow 28 days for delivery.

How It Works...

Electronic Plug-in Timer

Derek Gooding removes the glue from the case of an accurate mains timer for a quick peek inside and explains how it compares with the old-fashioned mechanical variety.

It's so easy these days to leave our video recorder to tape various programmes while we are out, or away, but how easy is it to attempt to record a radio programme?

Plug in timers are available that allow you to switch on and off the lights at set times throughout a twenty four hour period, some even allow days of the week to be selected for the switch actions to take place. Usually these timers are mechanical, being driven by a synchronous 240 volt motor powered from the mains socket. Switching is also a mechanical function achieved by adjusting levers around a moving dial, a centre nut when tightened by hand clamps the levers which in turn rotate until a switching position is reached and the rotation action pushes the spring loaded switch into the operate position.

Unfortunately, the accuracy of this system is not very good so an allowance of about five to ten minutes has to be tolerated. Of course, a half hour programme can be recorded onto a C90 and an hour long programme on a C120. Some people even go to the lengths of connecting their radio audio output to their video audio input to record a number of programmes over a period of days but they have to leave the radio set on all the time they are away!

A Solution

This month's *how it works* can assist in the simple task of recording from radio whilst away, or could be used to switch lights on and off at different times without involving a mechanical switch action, thus

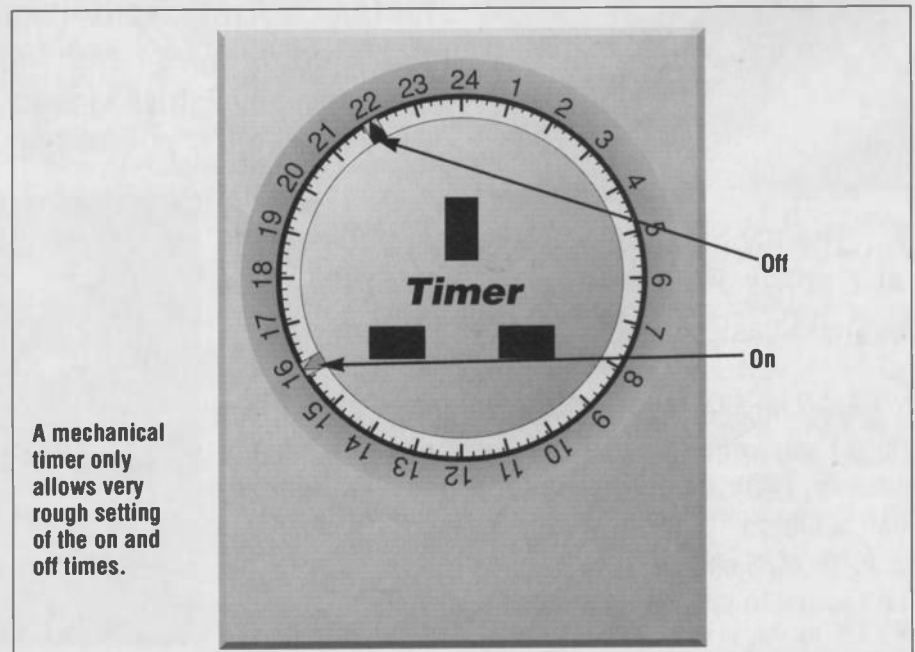
delaying the early "death of a light bulb" on switching on.

The electronic timer can be set precisely to the correct time (to the second) and each of the three control periods can be set precisely (to the second) for am or pm operation. The unit looks like a plug in adaptor but is actually battery driven enabling it to be moved around the house without resetting the time - it is also immune to power cuts.

Once set, the timing sequence repeats daily. The switch action is accomplished by means of a counter chip. When this counter reaches the exact time of a switch action, a relay is energised connecting the live pin of the 13Amp socket to the output line socket on the face of the unit. The right hand push switch overrides the internal counter and allows on and off control at any time.

More Flexibility

If an older, mechanical, seven day timer is available then greater flexibility and usefulness can be achieved by first plugging in the mains driven seven day timer and setting it to operate on selected days at certain times (approximately 15 mins before the required programme begins). The specific times set on the plug-in electronic time switch will only provide mains power to the radio and tape recorder on those days and at those times when the mechanical timer switches power from the wall socket to the electronic timer and thence on to the recording and radio appliances. This can even allow accurate recording of four separate 15 minute broadcasts on just one C60 with nothing lost. ■



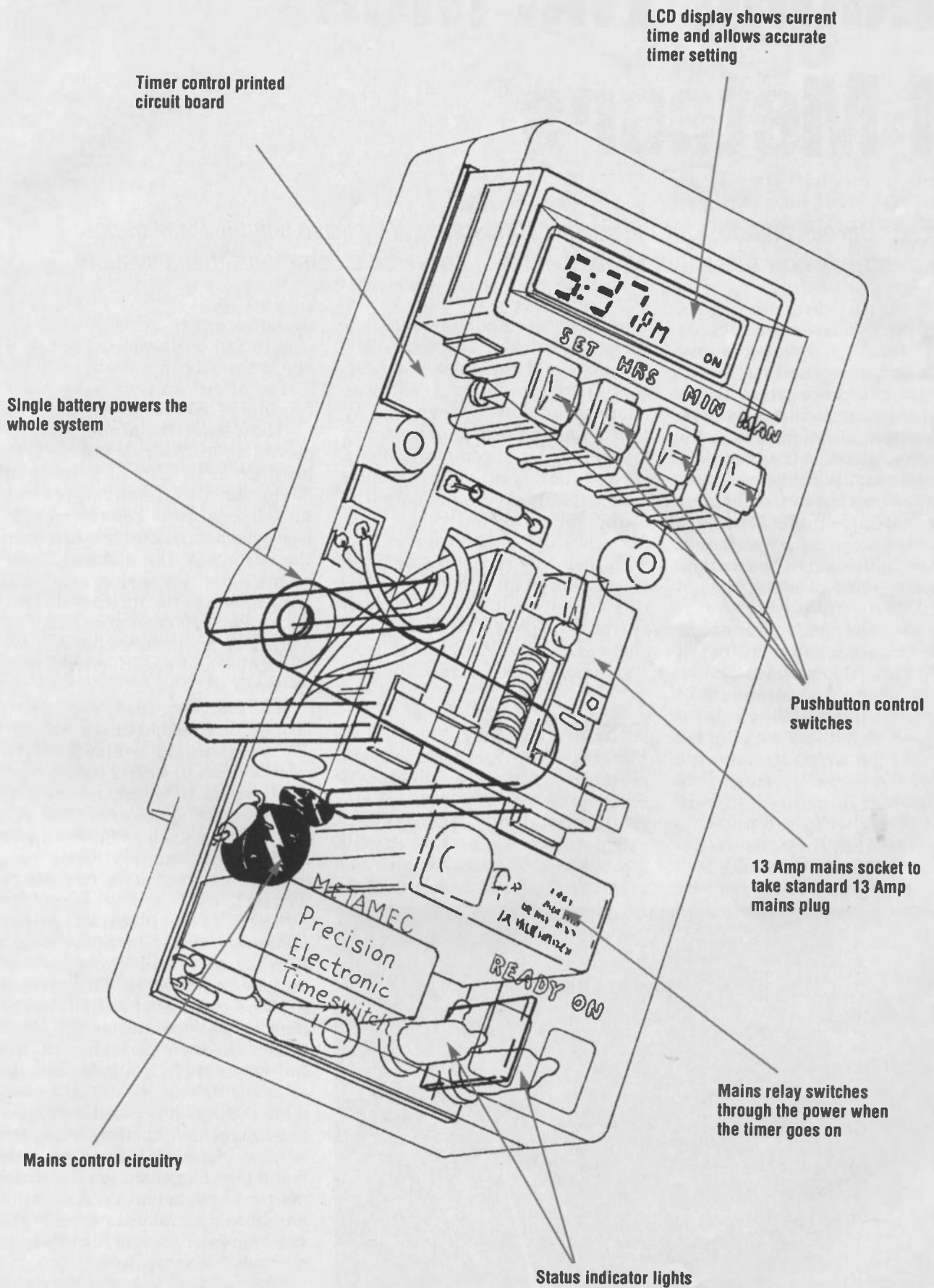


Illustration by Derek Gooding

Making The Most Of Meteors

When bits of rock and dust hit the Earth's atmosphere they leave behind a trail of debris. Ian Poole describes how this is put to good use in a novel radio communications system.

Meteor Scatter or Meteor Burst has many advantages over other forms of radio propagation. It can be used to great advantage in some circumstances although it is not a widely recognized method for radio communication. With the computer technology which is available today it is becoming viable for many applications and as a result it is being used increasingly where data links are required over distances of up to 2000km.

The idea for meteor scatter has been around for many years. In fact as early as the 1930s it was known that radio communications could take place using this mode of propagation but it was not until the 1950s that the first systems were built. However, they were only experimental in nature and very few systems were set up. One reason was that they required a very high degree of control which could only be provided by

computers. The trouble was that at this time computers were very expensive and not widely available. A little later satellite communications opened up offering a high degree of reliability for long distance communications. Unfortunately, their high costs meant that people soon started to look for alternatives. High frequency (HF or short wave) links with their low reliability were not suitable for many applications and this meant that meteor scatter systems began to be considered again as computers became cheaper and more readily available.

Ions In The Sky

Meteor scatter relies upon the meteors which are constantly entering the earth's atmosphere. Every day about 75,000,000 are estimated to enter the earth's atmosphere. The vast majority of them are small and do not produce

the characteristic visible trail in the sky. In fact most meteors are only about the size of a grain of sand. Those about an inch across are considered to be large.

They enter the atmosphere at speeds up to 75 km/s and begin to burn up at heights of more than 80km. As they disintegrate their kinetic energy is converted into heat which vaporizes the atoms on the surface of the meteor. These atoms initially travel at about the same speed as the meteor and as a result they become ionised leaving a trail of positively charged air molecules and negatively charged electrons.

The trails are usually short lived, lasting for a second or so, but they are very highly ionised which allows them to reflect and refract radio waves. However, as they only cover a very small area they can only reflect a small amount of radio energy. Fortunately, it is just enough for a sensitive receiver to pick up.

There are two main types of meteors: those which occur sporadically and those which appear in showers. The meteor showers come at specific times of the year, happening as the earth passes through areas around the sun where there is a large amount of space debris. At night during these showers it is possible to see a large number of meteors when the weather is clear. It is also noticeable that the meteors tend to come from the same spot in the sky. As a result the shower is often named after the star or constellation in the sky from near where they come.

Sporadic meteors are far more numerous and occur all the time, although they tend to be smaller



Photograph courtesy Astronomy Now

Major Meteor Showers

Shower	Begins	Maximum	Ends
Quadrantids	1 January	3 January	6 January
April Lyrids	19 April	21 April	24 April
Eta Aquarids	1 May	4 May	7 May
June Lyrids	10 June	15 June	21 June
Ophiuchids	17 June	20 June	26 June
Capricornids	10 July	26 July	15 August
Delta Aquarids	15 July	27 July	15 August
Pisces Australids	15 July	30 July	20 August
Alpha Capricornids	15 July	2 August	25 August
Iota Aquarids	15 July	6 August	25 August
Perseids	25 July	12 August	18 August
Orionids	16 October	21 October	26 October
Taurids	20 October	4 November	25 November
Cepheids	7 November	9 November	11 November
Leonids	15 November	17 November	19 November
Geminids	7 December	14 December	15 December
Ursids	17 December	22 December	24 December

Fig. 1

they are rarely seen from the ground. Their numbers do vary somewhat according to a number of factors including the time of year, time of day, and even the position in the 11 year sunspot cycle.

Making It Work

A meteor scatter system has to be fairly sophisticated in order to provide a commercially viable communications link. In the first instance the signal strengths are relatively low. Secondly the intermittent and short lived nature of the meteor trails means that the two stations in the link will only be able to hear each other for short periods of time.

Normally a link will consist of a master station and one or more slaves. As the name suggests the master transmits for most of the time sending out a probing signal so that any reflections can be detected. When a reflection is detected by the slave it sends back a signal to the master informing it of the path. Once this has been done data can then be passed over the link. The rate of transfer can be anywhere between 2000 and 9600 bits per second, but the average rate is much less than this because of the discontinuous nature of the link.

In view of the intermittent path data is sent over the link in blocks or packets. Once each packet has been successfully received an acknowledgement is sent back by the receiving station. Only when this acknowledgement has been

received can the next packet be sent. If the acknowledgement is not received then it is assumed that the path has been broken. The transmitter will store the packet and the probe signal will be sent out again.

As each meteor trail can last for as little as a few tenths of a second, changing from transmit to receive to send the acknowledgments can take up valuable time. To overcome this problem some systems can operate in duplex mode – they transmit and receive at the same time but on different frequencies. By doing this the acknowledgments can be sent more easily and in addition data can be sent in both directions at the same time. Naturally this greatly increases the capacity of the link with the penalty being an increase in the cost of the

equipment. Very high grade filters are needed to prevent the transmitter from swamping the receiver and reducing its sensitivity.

Protocols

It is possible to use a number of different types of modulation (a method of imposing the data on the radio wave) for meteor scatter, the usual method being a form of frequency shift keying (FSK). This changes between two frequencies a kilohertz or so apart according to whether a mark or space (a one or zero for digital information) is being transmitted.

In the early days of meteor scatter, basic FSK was used because it was the easiest to implement, but it had some disadvantages. As technology advanced it was possible to use some more sophisticated formats with some systems opting for phase shift keying (PSK) where the phase of the signal was changed instead of the frequency. By doing this an improvement of 3 dB gain in the signal to noise ratio is achieved – very important in reducing the number of errors in the link.

Further advances in integrated circuit technology made more advanced forms of phase shift keying possible. Now most systems use either a method called binary phase shift keying (BPSK) or quadrature phase shift keying (QPSK).

Whilst the form of modulation is very important, so are the protocols, or rules for sending the packets. In order to enable both ends to know what the other is doing and react

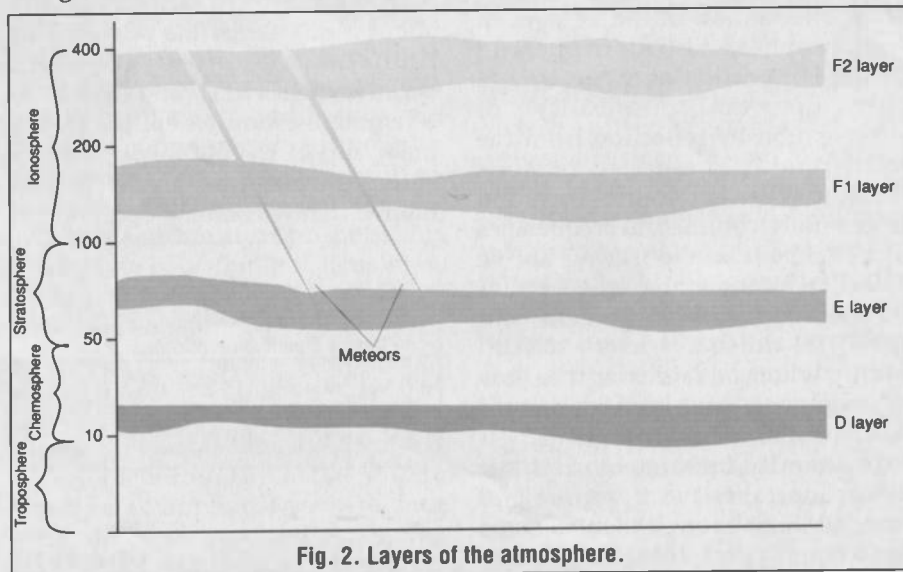


Fig. 2. Layers of the atmosphere.

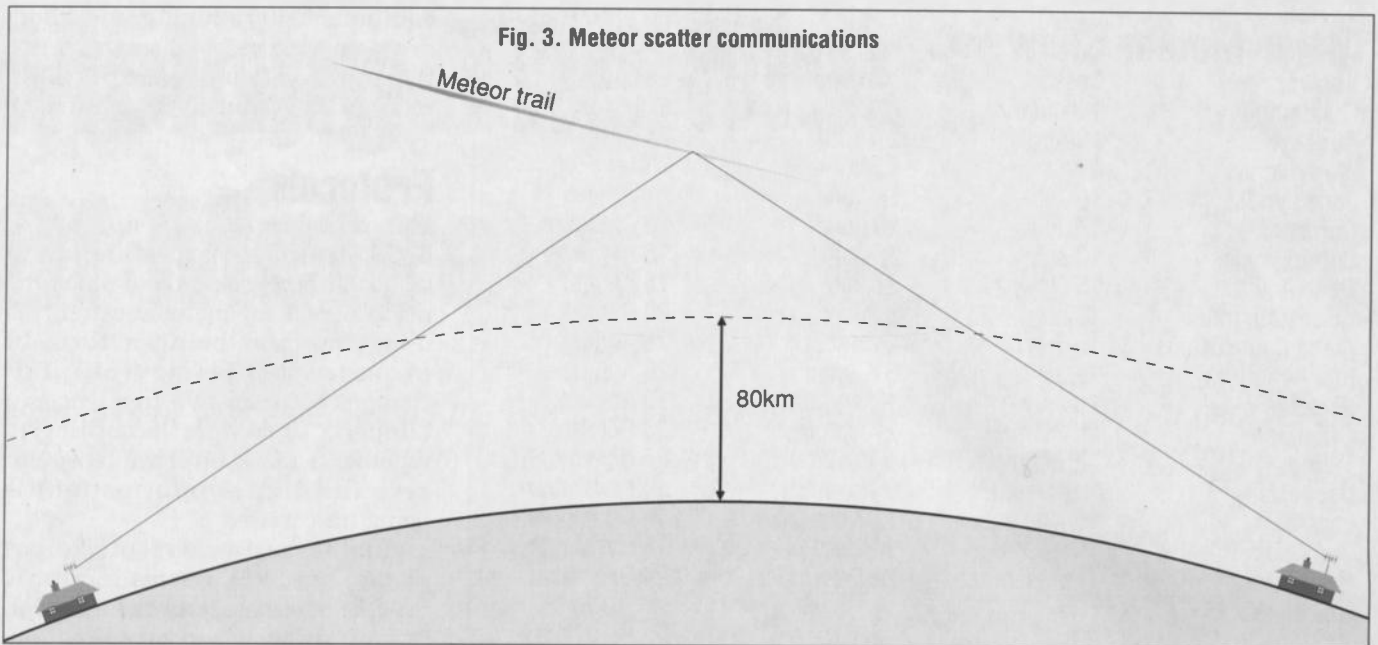


Fig. 3. Meteor scatter communications

accordingly a rigid protocol is required. Whilst many manufacturers have developed their own, they are now beginning to standardise around the internationally agreed X25 system.

The communications protocol provides a number of functions. It identifies the destination - particularly important when there are a number of remote stations in range of a single master station. It marks the beginning and end of the packet with flag bits and includes a frame check sequence which allows error checking to be performed by the receiver.

Frequencies

A wide range of frequencies can support meteor scatter communications. However, at lower frequencies signals suffer from attenuation in the D layer of the ionosphere. Also for frequencies in the HF portion of the spectrum there is the possibility of propagation by reflection from the ionosphere. These two reasons mean that meteor scatter operation is generally confined to frequencies above 30 MHz. Operating above these frequencies has the further advantage that both galactic and artificial noise are less - a vital factor when considering the low signal levels involved in meteor scatter communications.

Generally most meteor scatter operation takes place between 40 and 50MHz although there is some between 30 and 40MHz. The top

limit is governed more by the fact that television transmissions previously occupied frequencies above 50 MHz, and still do in some countries. In addition to this reflections from the meteor trails start to deteriorate above this frequency although radio amateurs still use them up to 144 MHz.

The Hardware

A wide variety of equipment is available from several different manufacturers and suppliers. Each station is tailored to suit the requirements of its particular situation.

Often master stations will be capable of delivering about 1kW to the aerial although some stations use up to 10kW or even more. Remote stations tend not to be quite so powerful, often delivering only about a quarter of the power. This limitation is often necessary because the slave station may be in a remote location where the power may have to be supplied by batteries which can only be charged intermittently. Battery operation is

possible because the duty cycle of the transmitter (the percentage of time which it is actually transmitting) is generally quite low and usually around 1%.

For duplex operation very selective or high Q filters are required because the separation between receive and transmit frequencies is only about 10MHz and at maximum 20MHz. These filters are often as large as the transmitter itself and very costly.

In addition to the transmitter and receiver a controller is also needed. This does not need to be very large and it is quite usual to use a standard personal computer. Not only does this control the changes from transmit to receive but it generates the correct operating protocols, performs all the error checking and so forth.

Another vital part of the equipment is the aerial. These need to have a reasonable amount of gain. Typically a Yagi with 10 to 15dB of gain is used to give optimum results. There is no advantage in having an aerial with more gain since as the gain

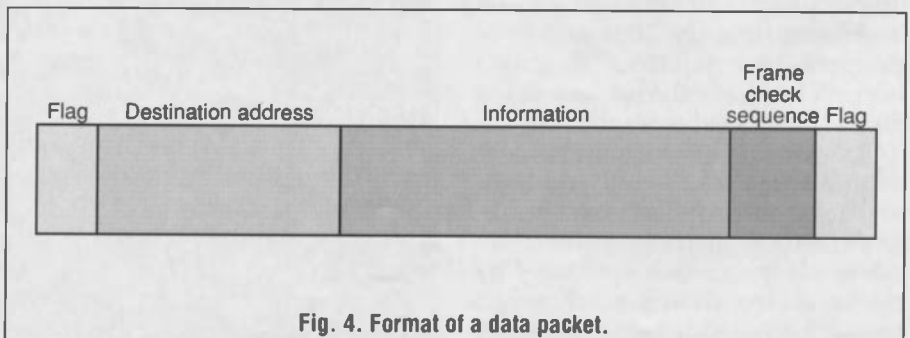



Fig. 4. Format of a data packet.



Photography by Bill Rose, courtesy Astronomy Now

increases, the width of the transmitted beam and the angle over which the aerial can receive is reduced. This, in turn, reduces the number of meteor trails which can be seen making communications more difficult.

It is also worth noting that where links are not operating at maximum range the aerials do not need to be very high. This can be a great advantage when remote stations are located in areas which are very inhospitable.

Pros And Cons

Meteor scatter is a form of communication which is often used by radio amateurs. Although it may not seem like a viable method for reliable commercial applications, there are certain situations when it is an extremely attractive solution. For example a meteor scatter link is much cheaper than a microwave or a satellite system. It is far more reliable than an HF link which has to contend with all the uncertainties of the ionosphere. Meteor scatter also has a considerable range, extending up to 2000km or further

if relay stations are used. However the best communications are achieved between about 500 and 1500km. The aerial systems are fairly compact, especially when they are compared with some of the aerials which are used for HF communications.

Of course, there are some disadvantages. The first is the rate at which data can be transmitted. This is fairly low, averaging up to 600 bits per second on the fastest systems. The reason for the low data rate is the waiting time when no trails are present to enable the link to be made. In addition to this real time communication cannot be performed as data has to wait until there is a suitable meteor trail to support communication between the two ends of the link. This may mean that data is delayed for up to 30 seconds or so.

Uses

Meteor scatter is not ideal for all forms of communication but it excels in an application where data needs to be transmitted at regular intervals. This can include

everything from remote monitoring instruments and data to set them up right through to faxes and the like and other digital systems.

One area where it has come into its own is for monitoring remote weather stations. Another is for data links too and from oil platforms. In both of these situations expensive satellite links are not necessary and meteor scatter provides a very convenient and cost effective means of communication.

Conclusion

Meteor scatter has only been used extensively since the mid 1970s as a viable form of communication. It was used before this but without the invention of the microprocessor, it would not be commercially viable. Systems are still in their infancy and with all the advances that are likely to be made with investigations into propagation using meteor trails as well as further advances in computer technology it is likely that much more will be heard of this system of communications in the future. ■

Tales Of Vacuum Pumps And Silicon

Mike Sanders continues his examination of the semiconductor manufacturing process with a view to making some chips..

When integrated circuits are fabricated they require metal contacts so that they can be placed into electrical contact with other devices. Although no metal can satisfy all of the requirements aluminium is a suitable compromise and most commonly used.

Unfortunately, aluminium will react with the silicon of the substrate but this can be reduced by adding between 1% and 2% silicon to the metal. Also, the resistance to electromigration can be improved by a factor of 10 to 100 by adding between 3% and 5% copper.

In military and scientific applications with stringent requirements and when cost is not a problem, several layers of different metals are employed. In this way, each of the layers contributes a little towards the overall requirements.

Creating A Vacuum

To make the metallisation process compatible with the other processes, a vacuum deposition process is employed. A typical set-up is shown in Fig. 1. The coarse pump creates an initial vacuum or

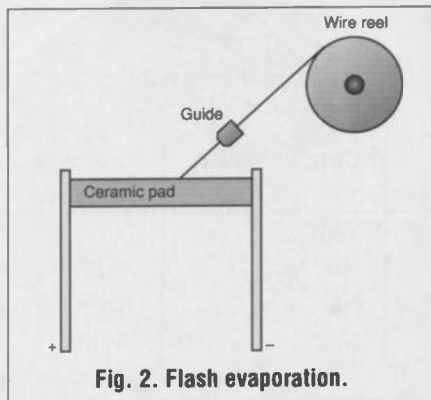


Fig. 2. Flash evaporation.

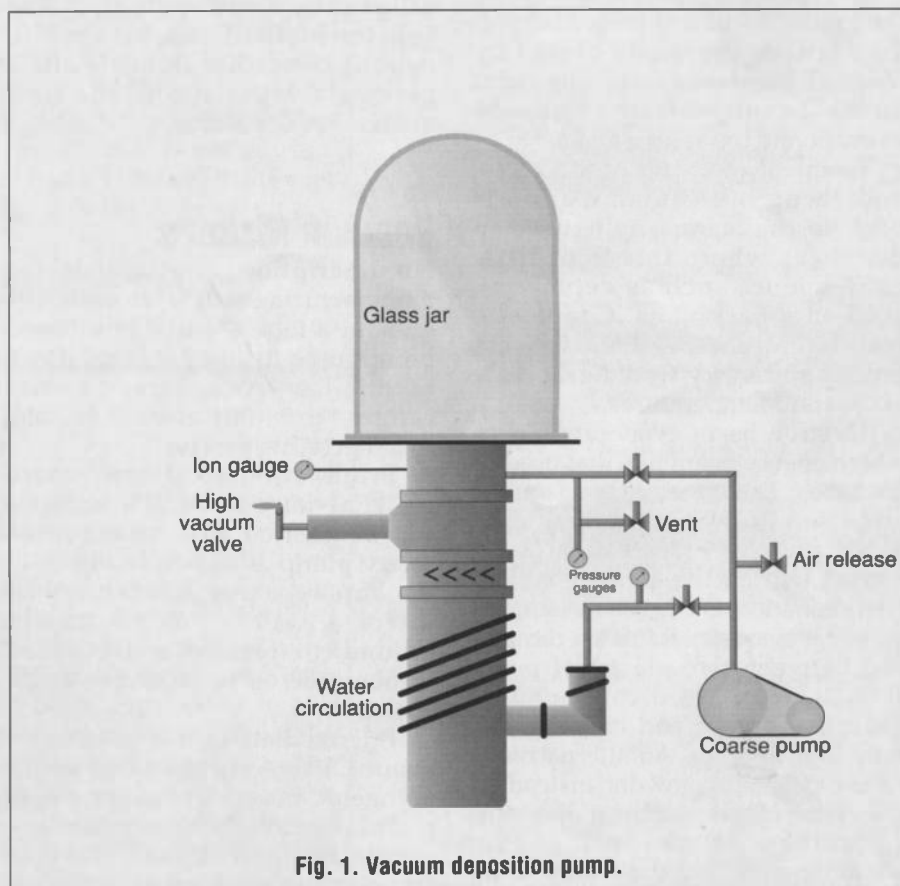


Fig. 1. Vacuum deposition pump.

$3.3 \cdot 10^{-3}$ Pa and a further pump then goes on to create a higher vacuum – Pascals are a measure of pressure. 1mm of mercury = 133Pa and atmospheric pressure is around 101kPa. Instruments monitor the vacuum levels and a means of depositing the metal layer is provided.

A typical process would clean and dry the wafers and then load them onto a rotating platform called a planetary. This ensures that steps on the wafer are covered uniformly. After the pressure has been reduced the metal source is turned on and a small amount of

metal evaporated onto a shield between the source and the wafer. This process cleans the surface of the metal source and gets rid of oxidised metal. The wafers are heated to improve the deposition of metal and when the required thickness is achieved, the source is turned off and the wafers cooled.

Techniques

The most commonly used methods of producing the required metal particles are filament evaporation, electron beam evaporation, flash

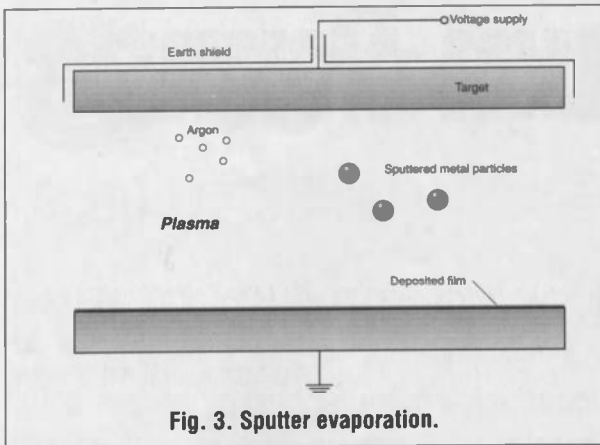


Fig. 3. Sputter evaporation.

evaporation and sputtering.

In filament evaporation, loops of the metal are placed on a filament. This is then gradually heated by thermal resistance until the metal melts. The current is then increased to evaporate the source metal.

Filament evaporation is simple and cheap but contamination is high so the technique is used in instances where this is of little consequence such as depositing gold on a backplane. Composite metals cannot be used in this process since they would evaporate at different temperatures.

Electron beam evaporation uses a high energy beam like that used in TV tubes. The electrons are focused and used to evaporate the metal. Since only electrons come into contact with the metal there is little contamination.

Flash evaporation uses a ceramic rod between two electrical posts (Fig. 2). Wire is fed continuously onto the heated rod causing the wire to evaporate. An alternative is to use pellets or powder instead of the wire. This method has the advantage of producing low contamination and the ability to be used with composite metals.

The sputter method uses ions of an inert gas such as argon. When the chamber has been evacuated, the gas is introduced and either a DC or RF voltage is applied to ionise it - Fig. 3.

The source metal is connected to one electrode called the target and the wafer is connected to the electrode facing the target. The electric field accelerates the ions which bombard the target removing atoms of metal and depositing them on the wafer.

The rate of deposit is low and can be improved by a

magnetic field at the target. This is called magnetron sputtering. The sputter method can be used to deposit composite metals - Fig. 4 gives a comparison of the four methods of deposition.

Vacuum Makers

No description of semiconductor manufacturing would be complete without a look at the sophisticated pumps used to take pressures down to ultra low levels. Three pressure ranges are important to the manufacturing process:

From atmospheric pressure (101kPa) down to 0.133Pa vacuums can be created with an oil filled rotary pump as shown in Fig. 5. In the Vane type pump, air enters the inlet and is pulled around, compressed and expelled through the oil sealed valve at the outlet.

Intermediate to low vacuums - about 1.3^{-3} Pa - are generated with a cryogenic pump. This uses a cold metal surface to capture any remaining molecules of gas. Fig. 6 shows tubes carrying nitrogen but cylinders or discs could be used instead.

Low vacuum to ultra low vacuum - 1.3^{-7} Pa - requires the action of an ion pump. Both electric and magnetic fields are used to ionise atoms and trap them.

Equally important are the means of measuring the vacuum levels. A diaphragm which moves with changes in pressure and drives a mechanical or electrical meter is sufficient for intermediate vacuums. For lower pressures, either thermocouple or Pirani gauges are used. Both rely on the cooling effect that air has on a heated filament. Therefore, the less air that is present, the less the cooling effect. Another method of measuring pressures uses ionisation. Air is drawn into a tube and ionised by a heated filament. These ions are accelerated towards an electrode and cause current to flow in an external circuit. The current flowing is proportional to the vacuum in the chamber.

Devices

All the processes described previously are used in the manufacture of discrete components as well as integrated circuits. Bipolar and metal oxide semiconductors (MOS) are the main technologies and although they both use the processes already described, the process sequence is different. Also, the geometry's of the layers are different giving the

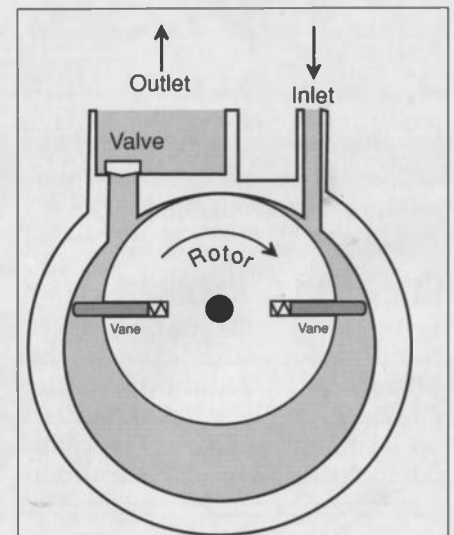


Fig. 5. Rotary pump.

Method	Rate of deposition	Composite materials	Thickness of film	Step coverage	Contamination	Damage to device
Filament	Medium	No	Thin	Good	Yes	No
Electron beam	High	No	Thick	Good	No	Yes
Flash	High	Yes	Thick	Good	No	No
Sputter	Low	Yes	Thick	Very good	No	A little

Fig. 4. Comparison of metal deposition techniques.

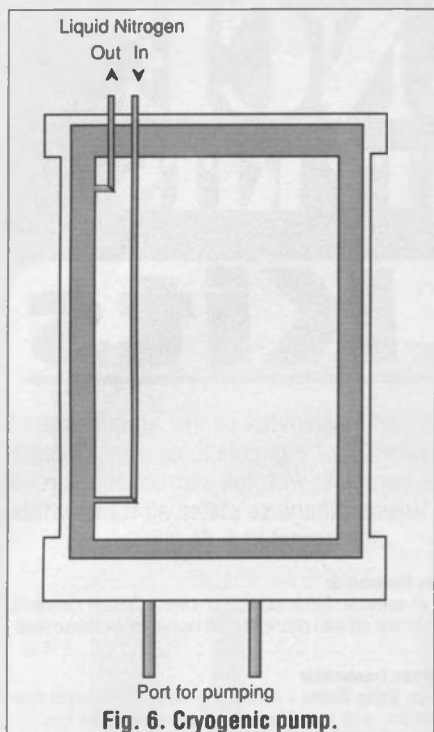


Fig. 6. Cryogenic pump.

devices physical and operating characteristics which are different from each other.

Research on MOS technology in the 1960s resulted in commercial devices becoming available at the end of that decade. The first devices were PMOS and the manufacture process was simpler than that for bipolar devices. These were slower than bipolars and also used less current and operated with lower voltages. Although the range of MOS devices was limited they were suitable for digital circuits in computer memories and logic gates.

NMOS devices started replacing PMOS in the mid 1970s and increasing numbers were sold with the explosive growth in the computer market. Large scale integration in order to meet more ambitious demands on digital

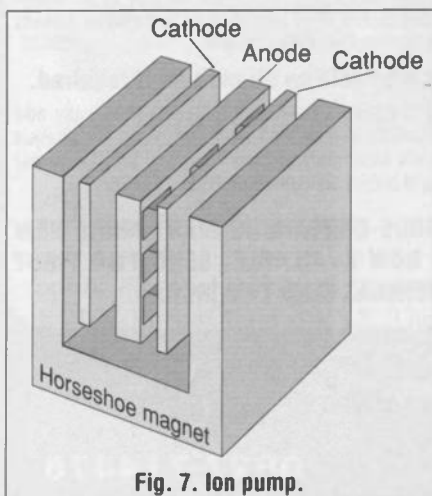


Fig. 7. Ion pump.

signal processing ran into the inevitable problem of heat dissipation on small chips. That's when complimentary metal oxide semiconductors (CMOS) using both PMOS and NMOS made their appearance and were used in increasing numbers because of their low heat dissipation. Over the years, CMOS technology closed the gap with bipolar technology in choice of devices, operating speed, range of current and voltage.

However, there are still instances where one device can perform circuit applications better than others and it is not unusual to find a number of different kinds in the same circuit.

Bipolar Devices

There are usually about seven masks used in the making of bipolar systems. The first produces a buried layer such as a heavily doped N+ region in the substrate with an epitaxial layer on top. The second provides a P-type diffused region for electrical isolation between regions. The third mask sets up a P-type diffusion to make the base of NPN transistors or the body of a resistor. Fourthly, a mask can be used to define an N+ region to form the emitter and collector of NPN transistors. The fifth mask produces openings so that regions may be connected. The sixth provides the metal contacts and the seventh a layer such as silicon dioxide to protect against chemical or physical damage.

A typical small NPN transistor can handle a current of 1mA to 10mA and has a gain of 50 to 500. There are two structures for a PNP transistor, the vertical or lateral. Fig. 8 shows a plan view and elevation of a vertical structure. The collector goes down to the substrate which is the circuit

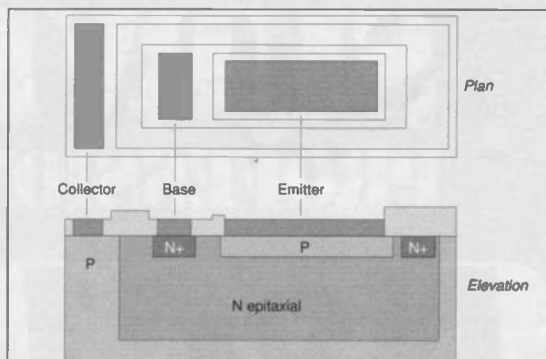


Fig. 8. Vertical PNP.

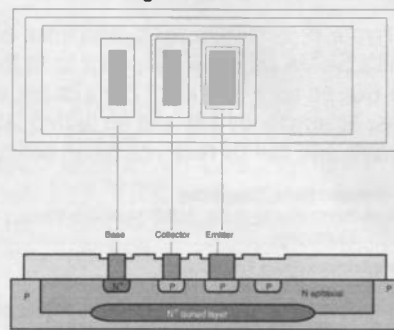


Fig. 9. Lateral PNP.

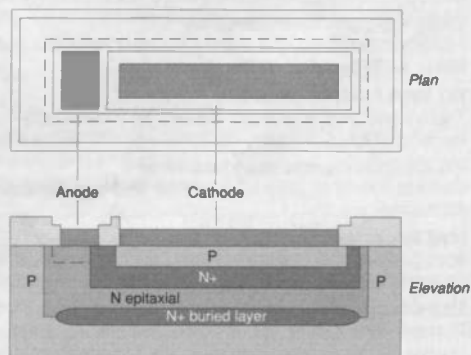


Fig. 10. Emitter base diode.

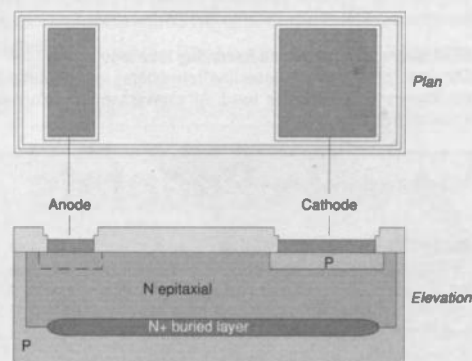
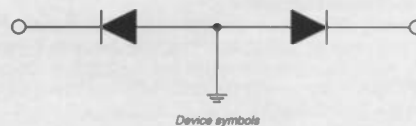


Fig. 11. Base collector diode.



Device symbols

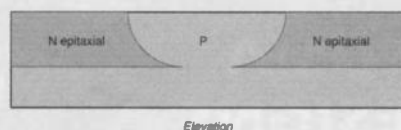


Fig. 12. Back to back diodes.

SURVEILLANCE

PROFESSIONAL QUALITY KITS

No. 1 for Kits

Whether your requirement for surveillance equipment is amateur, professional or you are just fascinated by this unique area of electronics SUMA DESIGNS has a kit to fit the bill. We have been designing electronic surveillance equipment for over 12 years and you can be sure that all of our kits are very well tried, tested and proven and come complete with full instructions, circuit diagrams, assembly details and all high quality components including fibreglass PCB. Unless otherwise stated all transmitters are tuneable and can be received on an ordinary VHF FM radio.

UTX Ultra-miniature Room Transmitter

Smallest room transmitter kit in the world! Incredible 10mm x 20mm including mic. 3-12V operation. 500m range £16.45

MTX Micro-miniature Room Transmitter

Best-selling micro-miniature Room Transmitter
Just 17mm x 17mm including mic. 3-12V operation. 1000m range..... £13.45

STX High-performance Room Transmitter

Hi performance transmitter with a buffered output stage for greater stability and range.
Measures 22mm x 22mm including mic. 6-12V operation, 1500m range £15.45

VT500 High-power Room Transmitter

Powerful 250mW output providing excellent range and performance. Size 20mm x 40mm. 9-12V operation. 3000m range..... £16.45

VXT Voice Activated Transmitter

Triggers only when sounds are detected. Very low standby current. Variable sensitivity and delay with LED Indicator. Size 20mm x 67mm. 9V operation. 1000m range..... £19.45

HVX400 Mains Powered Room Transmitter

Connects directly to 240V AC supply for long-term monitoring. Size 30mm x 35mm. 500m range £19.45

SCRX Subcarrier Scrambled Room Transmitter

Scrambled output from this transmitter cannot be monitored without the SCDM decoder connected to the receiver. Size 20mm x 67mm. 9V operation. 1000m range..... £22.95

SC LX Subcarrier Telephone Transmitter

Connects to telephone line anywhere, requires no batteries. Output scrambled so requires SCDM connected to receiver. Size 32mm x 37mm. 1000m range..... £23.95

SCDM Subcarrier Decoder Unit for SCRX

Connects to receiver earphone socket and provides decoded audio output to headphones. Size 32mm x 70mm. 9-12V operation £22.95

ATR2 Micro Size Telephone Recording Interface

Connects between telephone line (anywhere) and cassette recorder. Switches tape automatically as phone is used. All conversations recorded. Size 16mm x 32mm. Powered from line £13.45

UTLX Ultra-miniature Telephone Transmitter

Smallest telephone transmitter kit available. Incredible size of 1mm x 20mm! Connects to line (anywhere) and switches on and off with phone use. All conversation transmitted. Powered from line. 500m range £15.95

TLX700 Micro-miniature Telephone Transmitter

Best-selling telephone transmitter. Being 20mm x 20mm it is easier to assemble than UTLX. Connects to line (anywhere) and switches on and off with phone use. All conversations transmitted. Powered from line. 1000m range £13.45

STLX High-performance Telephone Transmitter

High performance transmitter with buffered output stage providing excellent stability and performance. Connects to line (anywhere) and switches on and off with phone use. All conversations transmitted. Powered from line. Size 22mm x 22mm. 1500m range £16.45

TKX900 Signalling/Tracking Transmitter

Transmits a continuous stream of audio pulses with variable tone and rate. Ideal for signalling or tracking purposes. High power output giving range up to 3000m. Size 25mm x 63mm. 9V operation £22.95

CD400 Pocket Bug Detector/Locator

LED and piezo bleeper pulse slowly, rate of pulse and pitch of tone increase as you approach signal. Gain control allows pinpointing of source. Size 45mm x 54mm. 9V operation £30.95

CD600 Professional Bug Detector/Locator

Multicolour readout of signal strength with variable rate bleeper and variable sensitivity used to detect and locate hidden transmitters. Switch to AUDIO CONFORM mode to distinguish between localised bug transmission and normal legitimate signals such as pagers, cellular, taxis etc. Size 70mm x 100mm. 9V operation £50.95

QTX180 Crystal Controlled Room Transmitter

Narrow band FM transmitter for the ultimate in privacy. Operates on 180 MHz and requires the use of a scanner receiver or our QRX180 kit (see catalogue). Size 20mm x 67mm. 9V operation. 1000m range £40.95

QLX180 Crystal Controlled Telephone Transmitter

As per QTX180 but connects to telephone line to monitor both sides of conversations. 20mm x 67mm. 9V operation. 1000m range £40.95

QSX180 Line Powered Crystal Controlled Phone Transmitter

As per QLX180 but draws power requirements from line. No batteries required. Size 32mm x 37mm. Range 500m £35.95

QRX180 Crystal Controlled FM Receiver

For monitoring any of the 'Q' range transmitters. High sensitivity unit. All RF section supplied as a pre-built and aligned module ready to connect on board so no difficulty setting up. Outpt to headphones. 60mm x 75mm. 9V operation £60.95

A build-up service is available on all our kits if required.

UK customers please send cheques, POs or registered cash. Please add £1.50 per order for P&P. Goods despatched ASAP allowing for cheque clearance. Overseas customers send sterling bank draft and add £5.00 per order for shipment. Credit card orders welcomed on 0827 714476.

OUR LATEST CATALOGUE CONTAINING MANY MORE NEW SURVEILLANCE KITS NOW AVAILABLE. SEND TWO FIRST CLASS STAMPS OR OVERSEAS SEND TWO IRCS.

★★★ Specials ★★★

DLTX/DL RX Radio Control Switch

Remote control anything around your home or garden, outside lights, alarms, paging system etc. System consists of a small VHF transmitter with digital encoder and receiver unit with decoder and relay output, momentary or alternate, 8-way diil switches on both boards set your own unique security code. TX size 45mm x 45mm. RX size 35mm x 90mm. Both 9V operation. Range up to 200m.

Complete System (2 kits) £50.95
Individual Transmitter DLTX £19.95
Individual Receiver DLRX £37.95

MBX-1 Hi-Fi Micro Broadcaster

Not technically a surveillance device but a great idea! Connects to the headphone output of your Hi-Fi, tape or CD and transmits Hi-Fi quality to a nearby radio. Listen to your favourite music anywhere around the house, garden, in the bath or in the garage and you don't have to put up with the DJ's choice and boring waffle. Size 27mm x 60mm. 9V operation. 250m range £20.95

**SUMA
DESIGNS**

THE WORKSHOPS, UNIT PE, 95 MAIN ROAD,
BAXTERLEY, NEAR AHERSTONE,
WARWICKSHIRE CV9 2LE
VISITORS BY APPOINTMENT ONLY



0827 714476

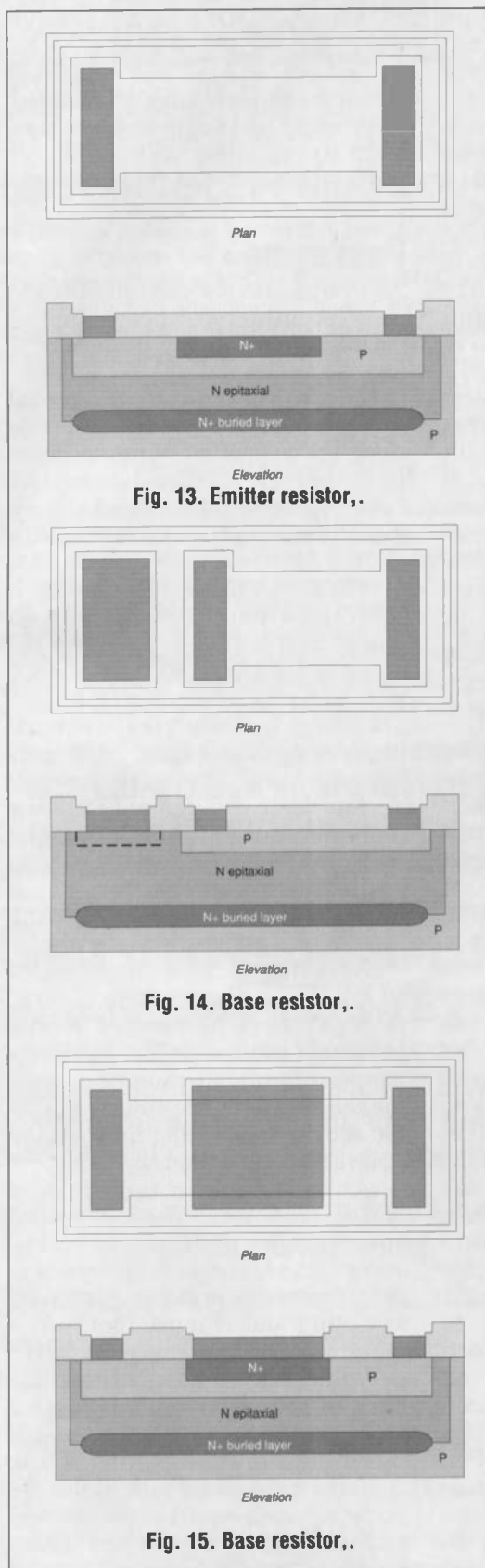


Fig. 13. Emitter resistor,.

Fig. 14. Base resistor,.

Fig. 15. Base resistor,.

ground. Fig. 9 shows a plan view and elevation of lateral PNP. The current gain of this structure is less than that of a vertical PNP. Also, the current gain of the lateral device drops to unity at a lower frequency than for the vertical device.

One Way Only

Diodes exist at every PN junction, therefore a transistor can be turned into a diode simply by short-cutting the base and collector of an NPN transistor to form the anode and the emitter the cathode. This is the emitter base diode shown in Fig 10 and is often used as a Zener diode since it has a reverse breakdown voltage in the 6V to 10V range.

Base-collector diodes can also be derived from NPN transistors by using the base as the anode and the collector as the cathode – Fig. 11. The reverse breakdown voltage of the base-collector diode is 15V to 50V.

In order to prevent electrical interference between unrelated areas of the chip, diodes are connected back-to-back whenever the opportunity arises – Fig. 12. This can be done quite simply by placing a P-layer in the N-type epitaxial layer. These types of diodes are called epi-diodes.

Many types of resistor can be manufactured. One is the emitter resistor, set up by making contacts either side of the emitter – Fig. 13. Resistor values of 5Ω to 100Ω are achieved. In order to make the resistor stable and avoid parasitic interference, one end of the resistor is usually connected to the base.

A base resistor is made by applying contacts to both sides of the base which is a P-type layer as seen in Fig 14. Typical resistors are 50Ω to 50kΩ.

Larger resistors in the range 10kΩ to 500kΩ can be manufactured by diffusing an emitter region over the centre of a base resistor as in Fig. 15. Such resistors are called pinched base resistors, but control over their values is not good.

The epitaxial layer also lends itself to the manufacture of resistors if a portion is isolated and N+ contacts placed at each end – Fig 16. Typical resistor values are 2kΩ to 50kΩ but the control of the values is

not good since the epitaxial layer varies in thickness.

A pinched epi-resistor is made by diffusing an additional P-type layer over the centre of an epi-resistor. This reduces the current and increases the resistance, Resistors in the 5kΩ to 100kΩ range are possible – Fig. 17.

Capacitors are manufactured by using the emitter or base as one of the plates and the metal layer as the other – Fig. 18. A layer of oxide is forms the dielectric.

If the constant capacitance and low leakage of dielectric capacitor are not required then a reverse biased PN junction can be employed as a capacitor as in Fig 19. This is valid for small voltage variations either side of the point of operation.

Clean Machines

Any air introduced during the manufacturing process must have a low level of particles and the humidity and temperature must also tightly controlled. The absence of particles is also important during photoresist steps and during loading and cleaning.

The gases used in the manufacture of semiconductors such as oxygen, nitrogen, hydrogen and dopant gases are a potential source of contamination. The piping for supplying the gases can also pollute them and, although copper pipes can be used for nitrogen and oxygen, more expensive stainless steel must be used for other gases since it is less likely to corrode.

Pollution From Water

Almost every step in the manufacturing of semiconductors requires the use of water, particularly the cleaning steps which use water to rinse the wafers. Even tap water fit for human consumption is not good enough for the semiconductor manufacturing industry. Some of the pollutants that exist in tap water are particles such as silica and inorganic salts from soil and rocks and organic material from living things.

As a comparison, tap water might contain 100,000 particles per cubic centimetre. Water purified for the semiconductor industry would contain fewer than 150. Also, tap

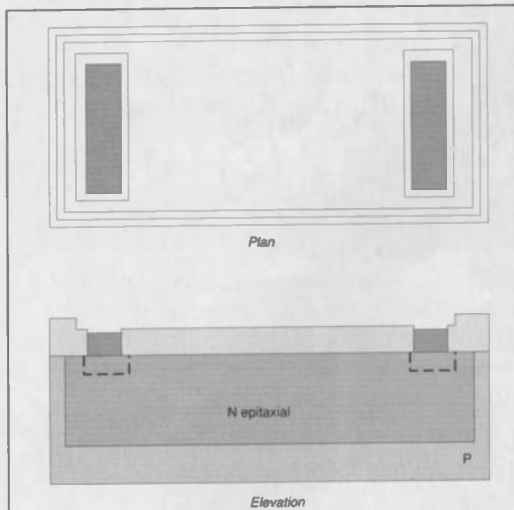


Fig. 16. Epitaxial resistor.

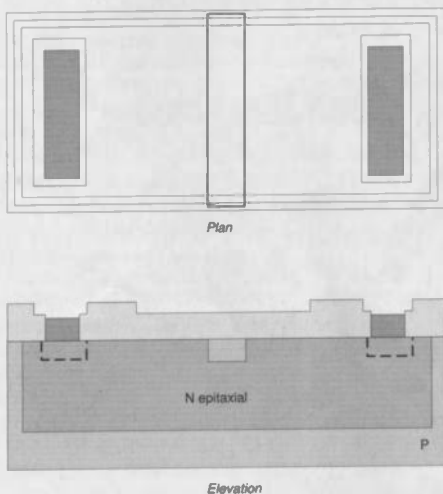


Fig. 17. Pinched epitaxial resistor.

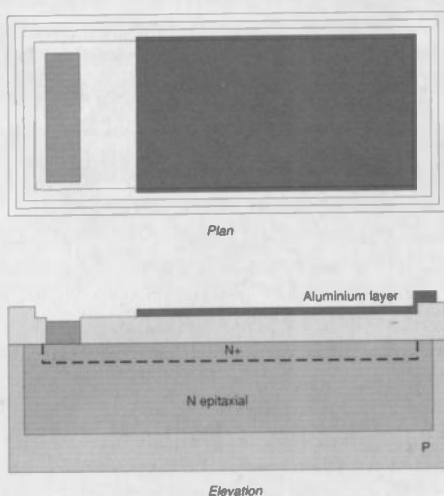


Fig. 18. Capacitor using oxide as a dielectric.

water could contain up to 10 000ppb (parts per billion) living organisms whereas pure water would contain less than 10ppb.

There could be 200,000ppb electrolytes in tap water but purified water should have less than 25ppb.

There are two main purification processes used for cleaning water, de ionisation and reverse osmosis. Until recently, de ionisation or ion exchange was the only purification system. It works by removing positive and negative ions using active resins.

The reverse osmosis system works on the principle that when water is fed under pressure to a membrane, it passes through leaving behind suspended particles and dissolved substances. The reverse osmosis process also uses resins to trap ions but the resins need renewal less often.

Cleaning Up

Wafers are degreased by dipping them into trichloroethane and then rinsing them in acetone and alcohol. They are also dipped in other solutions, each of which specialises in removing a particular impurity.

A typical cleaning cycle would be to remove organic compounds such as photoresists. The wafer is heated in sulphuric acid and then dipped in aqua regis to remove gold and other metals. In order to skim the top off the silicon dioxide and remove contamination, the wafer then gets a quick dip in dilute hydrofluoric acid. The wafer is finally rinsed in water and dried.

Two of the most common contaminants are sodium and gold. The gold dissolves into the wafer at high temperatures and is precipitated out when the wafer cools. This interferes with the hole and electron flow and it is difficult to remove the impurity. In this instance, preventative measures certainly pay dividends.

Sodium contamination causes atoms of the metal to drift through the silicon dioxide and into negatively charged regions. This causes a change in characteristics of

the device such as excessive leakage.

Not only are the wafers cleaned but also the equipment associated with semiconductor manufacture such as vacuum wands, wafer boats, glass domes, rods and so on.

Packaging

Although device manufacture is now complete, the efficient packaging and testing of devices is just as important.

The application of the metal layer does not mean that the electrical contact is sound. In order to ensure a low resistance contact between the aluminium and silicon, an alloying process is usually carried out.

The lowest temperature at which both the aluminium and silicon would melt is 577C and is called the eutectic temperature. This would damage any devices present so alloying usually takes place between 450C and 550C for periods between 10 and 30 minutes.

Annealing can be used to repair damage and combine hydrogen with any loose atoms at the silicon /silicon dioxide border which might otherwise degrade the performance of the device.

Annealing is carried out for 30 to 60 minutes at temperatures of 400C to 500C. It is performed in the presence of hydrogen and may happen directly after alloying. Since the temperatures are similar to that for alloying, annealing may also be done at the same time.

At this stage in the life of a wafer, the devices are tested automatically by means of probes and a curve tracer in the production line. This stage is called post alloy sampling and is more than just a quick check on the devices.

The next step now turns to the back of the wafer. This is lapped and metal is deposited. Lapping is the progressive skimming of the surface which serves to make the wafer thinner, separate the die and remove any diffused layers which interfere with the performance of the device.

The metal coating on the back of the wafer is usually made from gold. The eutectic temperature of 370C is low enough to prevent the gold interfering with the parameters of the device. The metal also makes it easier to bond the



NATIONAL
COLLEGE OF
TECHNOLOGY

DISTANCE LEARNING COURSES

The National College of Technology offer a range of packaged learning short courses for study at home or in an industrial training environment which carry national BTEC awards. Study can commence at any time and at any level, enabling you to create a study routine to fit around existing commitments.

Courses on offer include:

- Analogue Electronics
- Digital Electronics
- Fibre/Optoelectronics
- Programmable Logic Controllers


Tutor support and BTEC certification are available as options with no travelling or college attendance required. These very popular courses which are ideal for vocational training contain workbooks, audio cassette lectures, PCBs, instruments, tools, components and leads as necessary to support the theoretical and practical training. Whether you are a newcomer to electronics or have some experience and simply need an update or certifications, there is probably a distance learning course for you. Write or telephone for details to:

National College of Technology
NCT Ltd. PO Box 11, Wendover, Bucks
Tel: (0296) 624270

SUBSCRIBE TO ProgramNOW

EUROPE'S LEADING PROGRAMMING MAGAZINE

C, C++, Pascal, Assembler, dBase, Fortran, Windows, Unix and a spectrum of software development issues.



Service Manuals

We can supply Service Manuals for almost any type of equipment. Televisions, Video Recorders, Amateur Radio, Test Equipment, Vintage Valve, Any type of Audio Equipment, Military Surplus, etc. etc.

All Makes and Models supplied, from the 1930s to the present.

Originals or photostats supplied as available.

FREE Repair and Data Guide with all orders or SAE for your copy.

Mauritron Services (PE)
8 Cherry Tree Road
Chinnor
Oxfordshire
OX9 4QY

Tel: (0844) 51694
Fax: (0844) 52554



Return this coupon with your payment to PN Subs, Intra House, 193 Uxbridge Road, London W12 9RA

Name	
Job Title	
Dept/Division	
Organisation	
Address	
Town	
Country	
Post/Zipcode	
Telephone	

Overseas subscriptions are sent surface mail - air mail rates available on request

YES!

Please send me the next 12 issues of ProgramNOW
I enclose a cheque made payable to INTRA PRESS for:

£21 (UK) Airmail rates on request

Or, please debit my Access Visa Card

Card Number.....

Expiry date.....

Signature.....

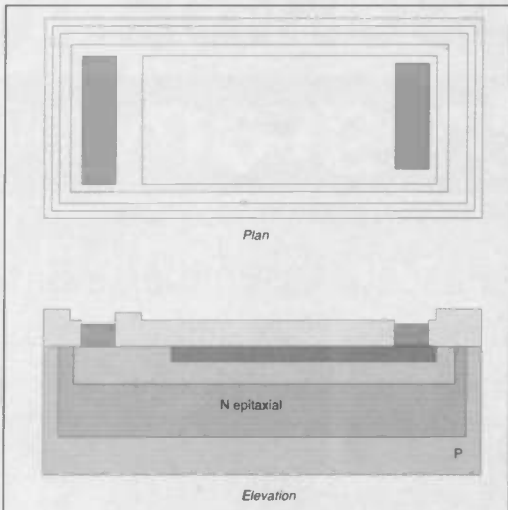


Fig. 19. Junction capacitor.

silicon wafer to the packaging.

Next, the die are sorted. For this purpose, another testing station is required in order to separate the good ones. The bad chips are marked with ink so that they can be discarded later. A more vigorous sort may be carried out to distinguish good quality die from the average and two different colours of ink are required which are hard baked so that they stay put for the rest of the processing.

The die is separated by scribing with a diamond or laser or by sawing. When the wafer was originally set up, the

of chips has come down whereas the cost of the packaging has not and is, therefore, a significant proportion of the total cost.

Originally, chips were packed in containers made of metal or metal and ceramic newer methods use plastic. However, newer does not always mean more reliable since the ceramic metal cases are tougher and still used in military specification items.

An epoxy resin is used to stick the die to the package and is baked to cure the resin. A perform attachment uses a material like lead-tin that will attach to both the package as well as the die. The perform is melted on the package and the die rubbed on it so that it matches. The assembly is then cooled.

There are three popular methods for connecting and the bonding pads to the package pins. These are thermo-compression, ultrasonic and thermosonic. Gold wire is used in thermo compression where the package is heated and the wire pressed onto it.

Aluminium wire is used in ultrasonic bonding where an ultrasonic pulse is sent through the wire. This produces a rubbing action to form the bond. Gold wire is used in thermosonic bonding which is a combination of the first two methods.

Before the devices are packed they undergo a final test. This is similar to that after the wafer sort and the electrical tests are merely meant to confirm that all is well since damage can occur when the wires are bonded. The devices are then stamped with the date and the device code and packaged in protective containers. ■

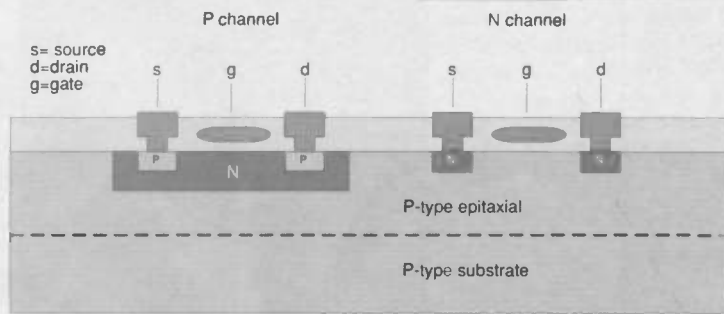


Fig. 20. Basic CMOS structure.

planes of the silicon crystal were orientated so that this stage could be carried out easily. The chips are broken apart along the scribed lines and crystal planes.

With laser scribing, a pulsed laser is used to make a series of holes along the break line. A drawback of this method is that the silicon evaporated by the laser condenses on the die reducing the yield. Two ways of overcoming this are to use a protective casing or by scribing the wafer on the back.

A newer method of separating the die is to use a circular saw. Advanced technology has enabled the production of thick enough blades which avoid too much loss of wafer. The advantage of using the blades over lasers is that nice vertical sides are produced for handling the dies.

Each die is now ready to be packaged. With the large scale manufacture of semiconductors, the cost

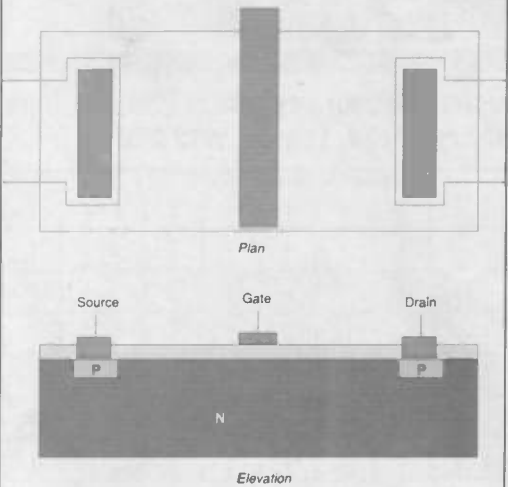


Fig. 21. MOS transistor using P-channel.

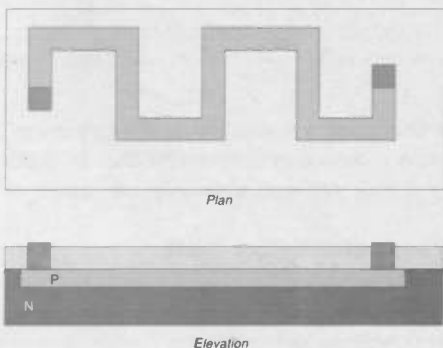


Fig. 22. Source-drain resistor.

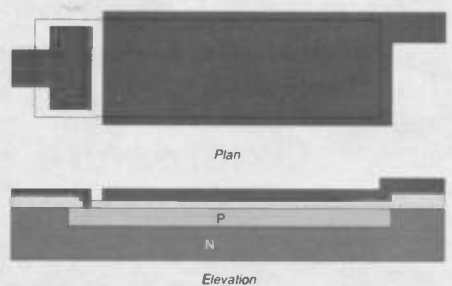


Fig. 23. Gate oxide capacitor.

Digiscope 92...

Solid State Signal Sensor

Check out your electronic circuits the easy way with John Becker's LED matrix circuit signal monitor and tracer.

Sixteen years ago it required 23 integrated circuits and over 140 other components to produce an oscilloscope-type waveform on a matrixed display consisting of 80 individual LEDs (light emitting diodes). This project shows one way in which improvements in technology allow the concept to be more simply implemented.

This design uses only six integrated circuits and a handful of other parts to display signal waveforms on 105 matrixed LEDs contained within three packages. Although the use of an LCD (liquid crystal display) was considered, it was concluded that the relatively high cost of the display and greater complexity of the control circuit was unjustified.

Each of the three LED modules contains 35 LEDs in a matrix of seven rows by five columns, as shown in Fig.1. The modules are butted side-to-side on the printed

The 1976 version.



circuit board, resulting in a 7 x 15 point display illustrated in Fig.2.

Three banks of switches select input signal gain factors, sampling rates, and synchronisation modes. The useful AC signal input frequency range is from less than 10Hz to greater than 100kHz. Fig.3 shows the block diagram for the basic concept and Fig.4 details its practical implementation.

The circuit around IC1a controls the gain of the input signal brought in via C1. Signal gain is determined by the ratio of the input and feedback resistances set by R1-R4 as selected by S1/1 and S1/2. The ranges are x100, x10, x1 and 1/10. Fig.5 shows the selection details. From IC1a, the signal is AC-coupled to the bar-graph driver chip IC2. VR1 presets the DC input bias to allow for optimum positioning of the output display.

Displaying Logic

IC2 is a monolithic IC containing 10 comparators each of which can sink current from an LED. The comparator reference levels are derived from an internal chain of resistors and the display response is linearly related to the input voltage. The chip can be configured so that the LEDs are controlled as a bar-graph or moving dot display. In this application, the chip is used in dot-mode as determined by leaving its pin 9 unconnected (taking the pin to +ve would have set the chip for bar-graph mode). Current sinking for the LEDs is internally regulated in accordance with the load on the reference output pin 3 as set by the total resistance of VR2 and R7, the least resistance resulting in a brighter display.

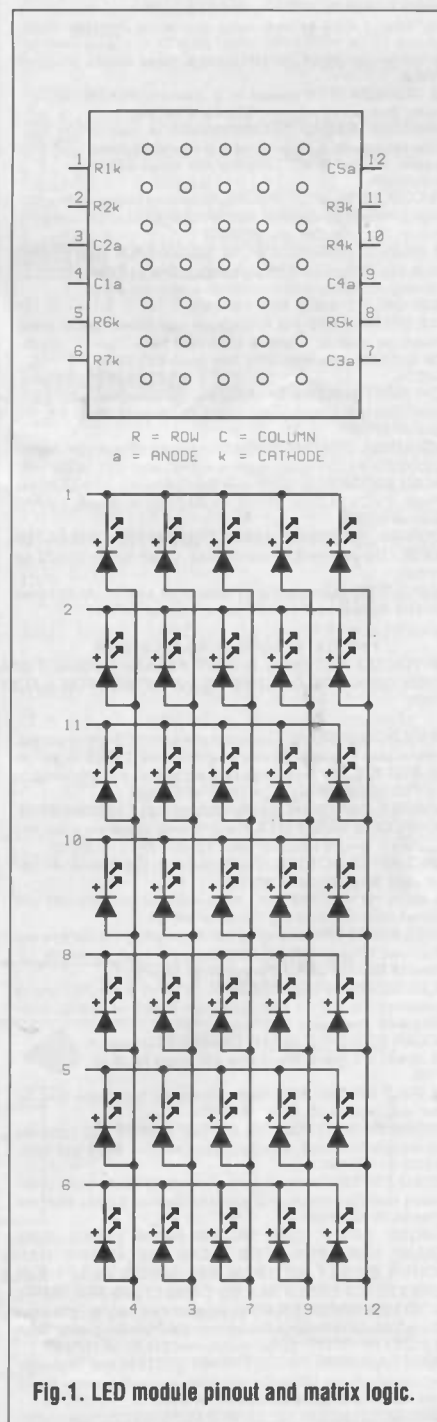


Fig.1. LED module pinout and matrix logic.

AMSTRAD PORTABLE PC'S FROM £149 (PPC1512SD), £179 (PPC1512DD), £179 (PPC1640SD), £209 (PPC1640DD), MODEMS £30 EXTRA, NO MANUALS OR PSU.

HIGH POWER CAR SPEAKERS. Stereo pair output 100w each. 4ohm impedance and consisting of 6 1/2" woofer 2" mid range and 1" tweeter. Ideal to work with the amplifier described above. Price per pair £30.00 Order ref 30P7R.

2KV 500 WATT TRANSFORMERS Suitable for high voltage experiments or as a spare for a microwave oven etc. 250v AC input. Now only £4.00 ref 4P157

MICROWAVE CONTROL PANEL. Mains operated, with touch switches. Complete with 4 digit display, digital clock, and 2 relay outputs one for power and one for pulsed power (programmable). Ideal for all sorts of precision timer applications etc. Now only £4.00 ref 4P151.

FIBRE OPTIC CABLE. Stranded optical fibres sheathed in black PVC. Five metre length £7.00 ref 7P29R

12V SOLAR CELL 200mA output ideal for trickle charging etc. 300 mm square. Our price £15.00 ref 15P42R

PASSIVE INFRA-RED MOTION SENSOR. Complete with daylight sensor, adjustable lights on timer (8 secs -15 mins), 50' range with a 90 deg coverage. Manual override facility. Complete with wall brackets, bulb holders etc. Brand new and guaranteed. Now only £19.00 ref 19P29

Pack of two PAR38 bulbs for above unit £12.00 ref 12P43R
VIDEO SENDER UNIT Transmits both audio and video signals from either a video camera, video recorder or computer to any standard TV set within a 100' range (tune TV to a spare channel). 12v DC op. £15.00 ref 15P39R Suitable mains adaptor £5.00 ref 5P191R

FM TRANSMITTER housed in a standard working 13A adapter (bug is mains driven). £26.00 ref 26P2R

MINIATURE RADIO TRANSCEIVERS A pair of walkie talkies with a range of up to 2 kilometres. Units measure 22x52x155mm. Complete with cases. £30.00 ref 30P12R

FM CORDLESS MICROPHONE. Small hand held unit with a 500' range! 2 transmit power levels reqs PP3 battery. Tuneable to any FM receiver. Our price £15 ref 15P42AR

12 BAND COMMUNICATIONS RECEIVER. 9 short bands, FM, AM and LW DX/local switch, tuning 'eye' mains or battery. Complete with shoulder strap and mains lead NOW ONLY £19.00 REF 19P14R.

CAR STEREO AND FM RADIO Low cost stereo system giving 5 watts per channel. Signal to noise ratio better than 45db, wow and flutter less than .35% Neg earth. £25.00 ref 25P21R.

LOW COST WALKIE TALKIES. Pair of battery operated units with a range of about 200'. Our price £8.00 a pair ref 8P50R

7 CHANNEL GRAPHIC EQUALIZER plus a 60 watt power amp! 20-21KHz 4-8R 12-14v DC negative earth. Cased. £25 ref 25P14R.

NICAD BATTERIES. Brand new top quality. 4 x AA's £4.00 ref 4P44R. 2 x C's £4.00 ref 4P73R, 4 x D's £9.00 ref 9P12R, 1 x PP3 £6.00 ref 6P35R

TOWERS INTERNATIONAL TRANSISTOR SELECTOR GUIDE. The ultimate equivalents book. Latest edition £20.00 ref 20P32R.

CABLE TIES. 142mm x 3.2mm white nylon pack of 100 £3.00 ref 3P104R. Bumper pack of 1,000 ties £14.00 ref 14P6R

1992 CATALOGUE AVAILABLE NOW

IF YOU DO NOT HAVE A COPY PLEASE REQUEST ONE WHEN ORDERING OR SEND US A 6"x9" SAE FOR A FREE COPY.

GEIGER COUNTER KIT. Complete with tube, PCB and all components to build a battery operated geiger counter. £39.00 ref 39P1R

FM BUG KIT. New design with PCB embedded coil. Transmits to any FM radio. 9v battery req'd. £5.00 ref 5P158R

FM BUG Built and tested superior 9v operation £14.00 ref 14P3R

COMPOSITE VIDEO KITS. These convert composite video into separate H sync, V sync and video. 12v DC. £8.00 ref 8P39R.

SINCLAIR C5 MOTORS 12v 29A (full load) 3300 rpm 6"x4" 1/4" O/P shaft. New £20.00 ref 20P22R.

As above but with fitted 4 to 1 in line reduction box (800rpm) and toothed nylon belt drive cog £40.00 ref 40P8R.

SINCLAIR C5 WHEELS 13" or 16" dia including treaded tyre and inner tube. Wheels are black, spoked one piece poly carbonate. 13" wheel £6.00 ref 6P20R, 16" wheel £8.00 ref 6P21R.

ELECTRONIC SPEED CONTROL KIT for c5 motor. PCB and all components to build a speed controller (0-95% of speed). Uses pulse width modulation. £17.00 ref 17P3R.

SOLAR POWERED NICAD CHARGER. Charges 4 AA nicads in 8 hours. Brand new and cased £6.00 ref 6P3R.

12 VOLT BRUSHLESS FAN 1/2" square brand new ideal for boat, car, caravan etc. £5.00 ref 5P206

ACORN DATA RECORDER ALF503 Made for BBC computer but suitable for others. Includes mains adaptor, leads and book. £15.00 ref 15P43R

VIDEO TAPES. Three hour superior quality tapes made under licence from the famous JVC company. Pack of 5 tapes New low price £8.00 ref 8P161

PHILIPS LASER. 2MW HELIUM NEON LASER TUBE. BRAND NEW FULL SPEC £40.00 ref 40P10R. MAINS POWER SUPPLY KIT £20.00 REF 20P33R READY BUILT AND TESTED LASER IN ONE CASE £75.00 REF 75P4R.

12 TO 220V INVERTER KITs as supplied it will handle up to about 15 w at 220v but with a larger transformer it will handle 80 watts. Basic kit £12.00 ref 12P17R. Larger transformer £12.00 ref 12P41R.

VERO EASI WIRE PROTOTYPING SYSTEM Ideal for designing projects on etc. Complete with tools, wire and reusable board. New low bargain price only £2.00 ref B2P1

HIGH RESOLUTION 12" AMBER MONITOR 2v 1.5A Hercules compatible (TTL input) new and cased £22.00 ref 22P2R

VGA PAPER WHITE MONO monitors new and cased 240v AC. £59.00 ref 59P4R

25 WATT STEREO AMPLIFIER. STK043. With the addition of a handful of components you can build a 25 watt amplifier. £4.00 ref 4P69R (Circuit dia included).

BARGAIN NICADS AAA SIZE 200MAH 1.2V PACK OF 10 £4.00 REF 4P92R, **PACK OF 100 £30.00 REF 30P16R**

FRESNEL MAGNIFYING LENS 83 x 52mm £1.00 ref BD827R.

ALARM TRANSMITTERS. No data available but nicely made complex radio transmitters 9v operation. £4.00 each ref 4P81R.

12V 19A TRANSFORMER. Ex equipment but otherwise ok. Our price £20.00

GX4000 COMPUTERS. Customer returned games machines complete with plug in game, joysticks and power supply. Retail price is almost £100. Ours is £12.00 ref B12P1

ULTRASONIC ALARM SYSTEM. Once again in stock these units consist of a detector that plugs into a 13A socket in the area to protect. The receiver plugs into a 13A socket anywhere else on the same supply. Ideal for protecting garages, sheds etc. Complete system £25.00 ref B25P1 additional detectors £11.00 ref B11P1

IBM XT KEYBOARDS. Brand new 86 key keyboards £5.00 ref 5P612

IBM AT KEYBOARDS Brand new 86 key keyboards £15.00 ref 15P612

386 MOTHER BOARDS. Customer returned units without a cpu fitted. £22.00 ref A22P1

COLOUR MONITORS

AMSTRAD CTM644

RGB INPUT

£75.00 REF A75P1

286 MOTHER BOARDS. Brand new but customer returns so may need attention. Complete with technical manual £20.00 ref A20P2

286 MOTHER BOARDS. Brand new and tested complete with technical manual. £49.00 ref A49P1

UNIVERSAL BATTERY CHARGER. Takes AA's, C's, D's and PP3 nicads. Holds up to 6 batteries at once. New and cased, mains operated. £6.00 ref 6P36R.

IN CAR POWER SUPPLY. Plugs into cigar socket and gives 3,4,5,6,7,5,9, and 12v outputs at 800mA. Complete with universal spider plug. £5.00 ref 5P167R.

RESISTOR PACK. 10 x 50 values (500 resistors) all 1/4 watt 2% metal film. £5.00 ref 5P170R.

CAPACITOR PACK 10 x 50 values (500 capacitors) all 1/4 watt 2% metal film. £5.00 ref 5P170R.

MIRACOM WS4000 MODEMS

V21/23

AT COMAND SET

AUTODIAL/AUTOANSWER

FULL SOFTWARE CONTROL

TONE AND PULSE DIALLING

£29

WASHING MACHINE PUMP. Mains operated new pump. Not self priming. £5.00 ref 5P18R.

IBM PRINTER LEAD. (D25 to centronics plug) 2 metre parallel. £5.00 ref 5P186R.

COPPER CLAD STRIP BOARD 17" x 4" of 1" pitch 'vero' board. £4.00 a sheet ref 4P62R or 2 sheets for £7.00 ref 7P22R.

STRIP BOARD CUTTING TOOL £2.00 ref 2P352R.

50 METRES OF MAINS CABLE £3.00 2 core black precut in convenient 2 m lengths. Ideal for repairs and projects. ref 3P91R

4 CORE SCREENED AUDIO CABLE 24 METRES £2.00. Precut into convenient 1.2 m lengths. Ref 2P365R

TWEETERS 2 1/4" DIA 8 ohm mounted on a smart metal plate for easy fixing £2.00 ref 2P366R

COMPUTER MICE Originally made for Future PC's but can be adapted for other machines. Swiss made £8.00 ref 8P57R. Atari ST conversion kit £2.00 ref 2P362R.

6 1/2" 20 WATT SPEAKER Built in tweeter 4 ohm £5.00 ref 5P205R

ADJUSTABLE SPEAKER BRACKETS Ideal for mounting speakers on internal or external corners, uneven surfaces etc. 2 for £5.00 ref 5P207R

WINDUP SOLAR POWERED RADIO FM/AM radio takes rechargeable batteries complete with hand charger and solar panel 14P200R

240 WATT RMS AMP KIT Stereo 30-0-30 psu required £40.00 ref 40P200R

300 WATT RMS MONO AMP KIT £55.00 Psu required ref 55P200

BULL ELECTRICAL
 250 PORTLAND ROAD HOVE SUSSEX
 BN3 5QT TELEPHONE 0273 203500
 MAIL ORDER TERMS: CASH PO OR CHEQUE
 WITH ORDER PLUS £3.00 POST PLUS VAT.
 PLEASE ALLOW 7 - 10 DAYS FOR DELIVERY

NEXT DAY DELIVERY £8.00

FAX 0273 23077

VISA

ALARM PIR SENSORS Standard 12v alarm type sensor will interface to most alarm panels. £16.00 ref 16P200

ALARM PANELS 2 zone cased keypad entry, entry exit time delay etc. £18.00 ref 18P200

MODEMS FOR THREE POUNDS!!
 Fully cased UK modems designed for dial up system (PSTN) no data or info but only £3.00 ref 3P145R

TELEPHONE HANDSETS
 Bargain pack of 10 brand new handsets with mic and speaker only £3.00 ref 3P146R

BARGAIN STRIPPERS
 Computer keyboards. Loads of switches and components excellent value at £1.00 ref CD40R

DATA RECORDERS
 Customer returned mains battery units built in mic ideal for Computer or general purpose audio use. Price is £4.00 ref 4P100R

SPECTRUM JOYSTICK INTERFACE
 Plugs into 48K Spectrum to provide a standard Atari type joystick port. Our price £4.00 ref 4P101R

ATARI JOYSTICKS
 Ok for use with the above interface, our price £4.00 ref 4P102R

BENCH POWER SUPPLIES
 Superbly made fully cased (metal) giving 12v at 2A plus a 6V supply. Fused and short circuit protected. For sale at less than the cost of the case! Our price is £4.00 ref 4P103R

SPEAKER WIRE
 Brown twin core insulated cable 100 feet for £2.00 REF 2P79R

MAINS FANS
 Brand new 5" x 3" complete with mounting plate quite powerful and quite. Our price £1.00 ref CD41R

DISC DRIVES
 Customer returned units mixed capacities (up to 1.44M) We have not sorted these so you just get the next one on the shelf. Price is only £7.00 ref 7P1R (worth it even as a stripper)

HEX KEYBOARDS
 Brand new units approx 5" x 3" only £1.00 each ref CD42R

PROJECT BOX
 5 1/2" x 3 1/2" x 1" black ABS with screw on lid. £1.00 ref CD43R

SCART TO SCART LEADS
 Bargain price leads at 2 for £3.00 ref 3P147R

SCART TO D TYPE LEADS
 Standard Scart on one end, Hi density D type on the other. Pack of ten leads only £7.00 ref 7P2R

OZONE FRIENDLY LATEX
 250ml bottle of liquid rubber sets in 2 hours. Ideal for mounting PCB's fixing wires etc. £2.00 each ref 2P379R

QUICK SHOTS
 Standard Atari compatible hand controller (same as joysticks) our price is 2 for £2.00 ref 2P380R

VIEWDATA SYSTEMS
 Brand new units made by TANDATA complete with 1200/75 built in modem infra red remote controlled qwerty keyboard BT approved Prestel compatible, Centronics printer port RGB colour and composite output (works with ordinary television) complete with power supply and fully cased. Our price is only £20.00 ref 20P1R

AC STEPDOWN CONVERTOR
 Cased units that convert 240v to 110v 3" x 2" with mains input lead and 2 pin American output socket (suitable for resistive loads only) our price £2.00 ref 2P381R

SPECTRUM +3 LIGHT GUN PACK
 complete with software and instructions £8.00 ref 8P58R

CURLY CABLE
 Extends from 8" to 6 feet! D connector on one end, spade connectors on the other ideal for joysticks etc (6 core) £1.00 each ref CD44R

COMPUTER JOYSTICK BARGAIN
 Pack of 2 joysticks only £2.00 ref 2P382R

BUGGING TAPE RECORDER
 Small hand held cassette recorders that only operate when there is sound then turn off 6 seconds after so you could leave it in a room all day and just record anything that was said. Price is £20.00 ref 20P3R

IEC MAINS LEADS
 Complete with 13A plug our price is only £3.00 for TWO! ref 3P148R

COMPUTER SOFTWARE BARGAIN
 10 cassettes with games for commodore 64, Spectrum etc. Our bargain price one pound! ref CD44R

NEW SOLAR ENERGY KIT
 Contains 8 solar cells, motor, tools, fan etc plus educational booklet. Ideal for the budding enthusiast! Price is £12.00 ref 12P2R

POTENTIOMETER PACK NO 1
 30 pots for £3.00! ideal for projects etc. Ref CD45R

286 AT PC
 286 MOTHER BOARD WITH 640K RAM FULL SIZE METAL CASE, TECHNICAL MANUAL, KEYBOARD AND POWER SUPPLY £139 REF 139P1 (no i/o cards or drives included) Some metal work req'd phone for details.

35MM CAMERAS Customer returned units with built in flash and 28mm lens 2 for £8.00 ref 8P200

STEAM ENGINE Standard Mamod 1332 engine complete with boiler piston etc £30 ref 30P200

TALKING CLOCK
 LCD display, alarm, battery operated. Clock will announce the time at the push of a button and when the alarm is due. The alarm is switchable from voice to a cock crowing! £14.00 ref 14P200R

HANDHELD TONE DIALLERS
 Small units that are designed to hold over the mouth piece of a telephone to send MF dialling tones. Ideal for the remote control of answer machines. £5.00 ref 5P209R

COMMODORE 64 MICRODRIVE SYSTEM
 Complete cased brand new drives with cartridge and software 10 times faster than tape machines works with any Commodore 64 setup. The original price for these was £49.00 but we can offer them to you at only £25.00! Ref 25P1R

USED SCART PLUGS
 Pack of 10 plugs suitable for making up leads only £5.00 ref 5P209R

C CELL SOLAR CHARGER
 Same style as our 4 x AA charger but holds 2C cells. Fully cased with flip top lid. Our price £6.00 Ref 6P79R



SOME OF OUR PRODUCTS MAY BE UNLICENSABLE IN THE UK




Fig. 2. Waveform display example

Additional resistors in series with the LEDs are not required.

Only seven of IC2's 10 outputs are used, controlling the vertical aspect of the LED display. The horizontal aspect is selected by the 4-to-16 way multiplexer IC5. This device has four control inputs, A0-A3, the binary address on which control a corresponding output pin, causing it to go high when selected, so providing power to the respective matrixed LED column. Although power is applied to all LEDs in the column, only the LED in the row selected by IC2 will be illuminated.

The control address is provided by the 'A' half of the dual 4-bit binary counter IC4. The latter can be triggered either from an external source via R10, or from an internal counter under control of the master clock signal generated by the circuit around IC6a. VR3 presets the master frequency within the range set by C3. As selected by S3, the clock can either be routed directly to IC4, or at a subdivided rate via the multiplexed 5-decade counter IC3.

Selection of which of the five internal decade divisors is routed to the BCD (binary coded decimal) outputs Q0-Q3 is determined by the chip's decade select (DS) multiplexer in conjunction with S2, the master clock generator and the OR gate around D1, D2 and R8. The multiplexer is clock controlled and its DS1-DS5 outputs reflect the counter decade selected. When S2 is switched from one DS output to another, the selected output is initially low, consequently the OR gate allows the master clock signals to trigger the DS clock counter via D2. When the counter triggers the selected DS output high, the OR gate is biased hard on and the counter input is inhibited. The selected decade counter is thus permanently routed to the Q0-Q3 outputs until S2 selects another DS output. The table in Fig. 6 shows the

clock rates seen by IC4a in respect of different settings of S2 and S3 with the master clock generator set to 1MHz.

Sync Control

Two modes of display synchronisation are provided and are selected by S1/3, hard and soft sync. The input AC signal is additionally routed from IC1a to the comparator formed around IC1b. VR4 presets the trigger threshold reference level. When the signal rises above the threshold, the comparator output goes low, generating a negative-going signal across C4. Since the output swing of IC1b is insufficient to satisfy logic requirements, the pulse is maximised to full line-level swings by TR1. The output of TR1 controls one input to the dual NAND gate IC6d, the other input is controlled by the final (Y15) output of IC5, which also controls the enable input (ENA) of IC4a via the inverter IC6b. When Y15 is low, IC4a is enabled and the count cycles IC5 through its output sequence. During this time the low state of Y15 prevents IC6d from reacting to sync signals from TR1. When Y15 goes high, IC4a is inhibited and so Y15 will remain high until the counter is reset. With Y15 high, IC6d will now respond to the next available sync pulse from TR1. On receipt of pulse, the output of IC6d goes low, is inverted by IC6c and via S1/4 resets IC4a and IC4b. The sequence then repeats.

In hard sync mode, with S1/3 open, the display will be unilluminated if the AC signal is

too low to trigger the sync circuit. Soft sync mode allows the display to be triggered either by the AC sync signal, or by a delayed pulse following the end of each multiplexed cycle. In the absence of an AC signal, the display shows a mid-range straight line. With S1/3 switched for soft sync mode, IC5 is cycled through its sequence as usual until Y15 goes high. The high level now allows IC4b to start counting the clock pulses from S3. On the 16th pulse, IC4b Q3 goes high and triggers the comparator IC1b via D4 and S1/3. The sync circuit responds as previously, resetting both IC4a and IC4b. If the AC sync signal arrives before IC4b Q3 goes high, normal syncing is maintained.

Switch S1/4 allows the display to be confined to just one column, a facility beneficial if signal amplitude is the only factor of interest. In this mode, sync is switched out of circuit and IC4a/b are held reset.

Powering Up

As shown in Fig. 4, the circuit is powered from a 9V DC source regulated down to 5V by IC7. Alternatively, it may be powered directly from a 5V supply, omitting IC7 and C7.

Printed circuit board component and track layout details are shown in Figs 7 and 8. Sockets should be used for all ICs. 12-pin sockets for the LED modules do not appear to be available but it is possible to use 14-pin sockets with two pins removed. If narrow (0.3 inch) 24-pin

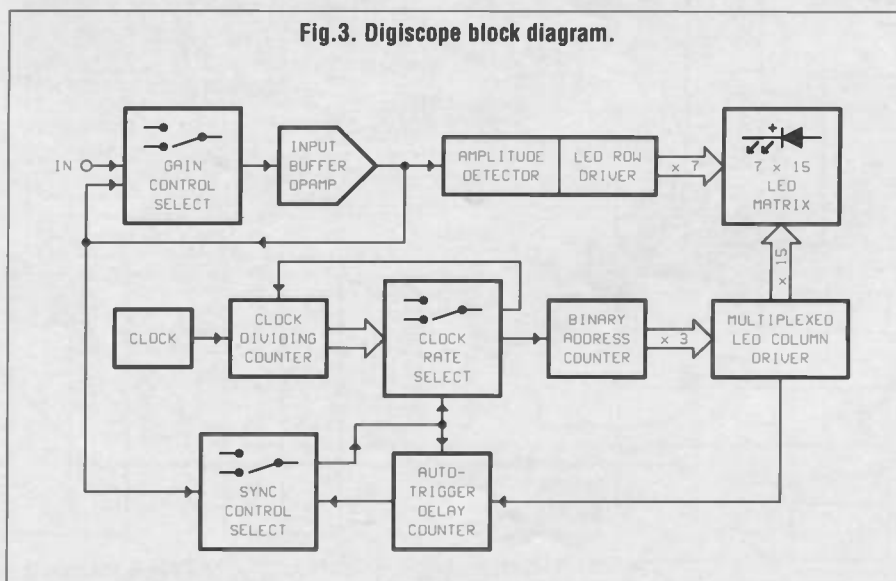


Fig. 3. Digiscope block diagram.

Components

Resistors

R1, R3, R10, R11	10k Ω
R2, R5, R6, R8, R12	100k Ω
R4	1M Ω
R7	270 Ω
R9	47k Ω

All 0.25W 5% or better

Capacitors

C1 C2 C6	1 μ F 16V electrolytic
C3	10pF polystyrene
C4	470pF polystyrene
C5	22 μ F 16V electrolytic
C7-C9	100nF polyester

Potentiometers

VR1	100k min horiz preset
VR2	4k7 min horiz preset
VR3	1M min horiz preset
VR4	10k min horiz preset

Semiconductors

D1-D4	1N4148
TR1	BC559
IC1	TL082
IC2	LM3914
IC3	4534
IC4	4520
IC5	74HC4514
IC6	74HC132
IC7	78L05 (see text)

Switches

S1	4PCO DIL lateral
S2, S3	1P8W DIL slide (common pole)

DIL IC Sockets
8-pin x 2, 14-pin, 16-pin x 2, 18-pin, 24-pin

Miscellaneous

LM1-LM3 7 x 5 dot matrix common cathode LED module (RS585-371).
Printed circuit board, PCB supports x 4.

Switch on and adjust VR1 until the single illuminated LED in column 1 is in the middle row. Switch S1/4 to multiplex mode, resulting in all LEDs in the centre row to appear to be illuminated. Switch S2 and S3 through their different settings and check that the rate at which the 'trace' moves across the display varies with the settings. Couple the input to an adjustable waveform signal source and vary the amplitude and frequency in relation to different settings of S2 and S3, observing their best settings for clear displays at given frequencies. Check that the synchronisation point can be adjusted by VR4. (Do not take the wiper too close to the extremes of resistance as this could put an excessive load on IC4b.) If a frequency counter is available, adjust VR3 to set the master clock generator to a known rate, say 1MHz, otherwise adjust VR3 to a rate best suited to your applications. VR2 can be used to adjust the display brilliance. ■

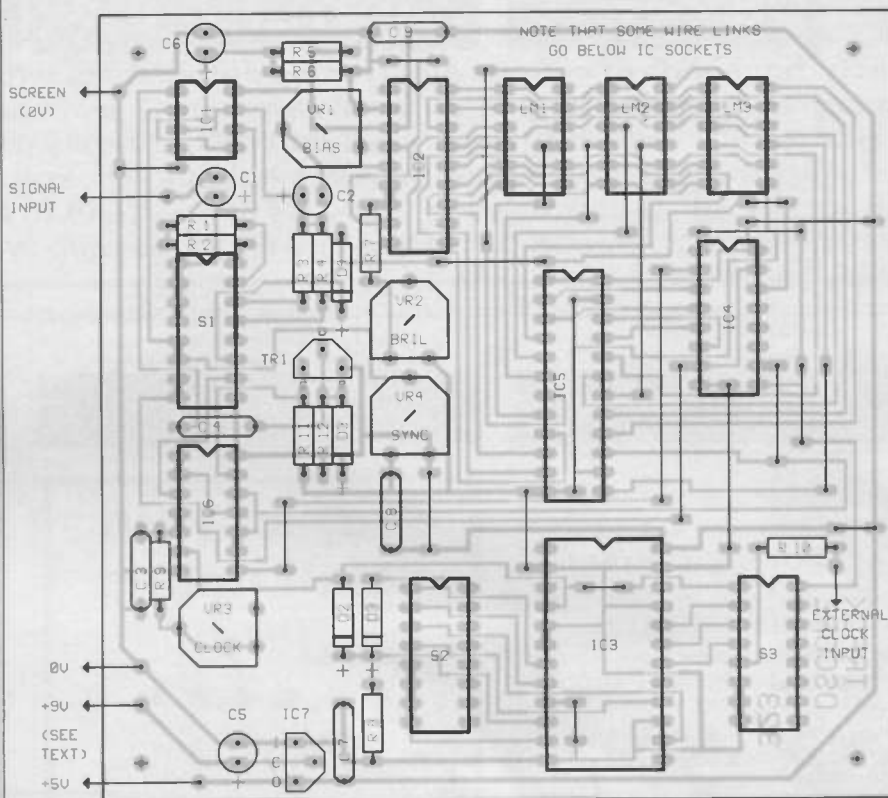


Fig. 7. Printed circuit board component layout

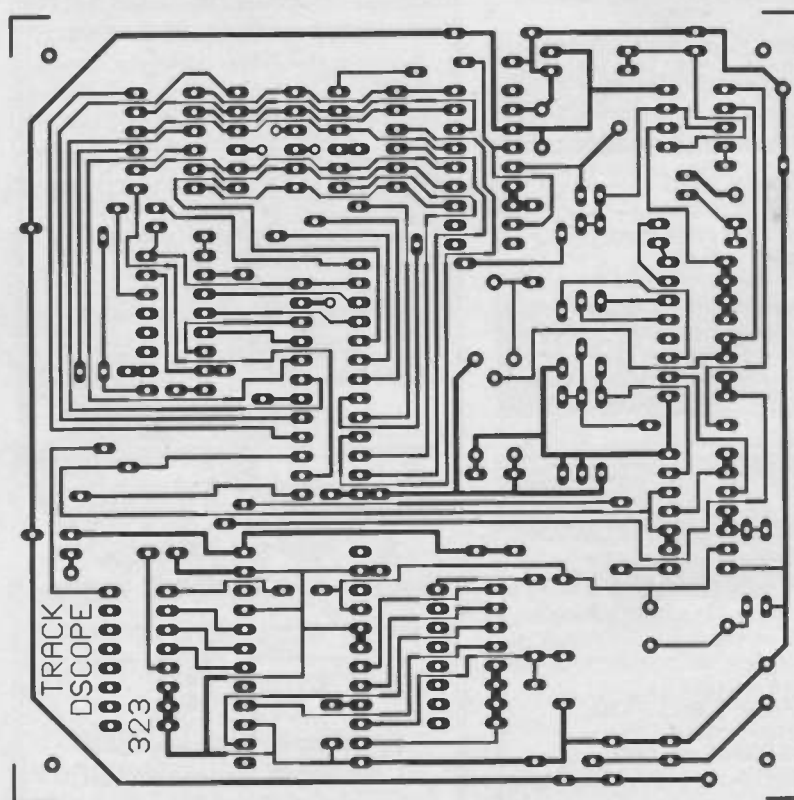


Fig. 8. PCB track details

Practical Electronics Classifieds

Reach thousands of serious electronics enthusiasts with your message. Send your advertisement of up to 30 words along with a cheque for £8.23 (£7 plus VAT). Alternatively write down the number and expiry date of your Access or Visa card. For longer advertisements or semi-display (boxed advertisements), contact our ad. department on 081-743 8888. Send to **Practical Electronics Classifieds, Intra House, 193 Uxbridge Road, London W12 9RA**

Education

Start training now for the following courses.

- Telecomms Tech C&G 271
- Radio Amateur Licence C&G
- Microprocessor
- Introduction to Television

Send for our brochure - without obligation or telephone us on 06267 79398 (Ref: PE6/92)

Name.....

Radio & Telecommunications
 Correspondence School,
 12 Moor View Drive, Teignmouth,
 Devon TQ14 9UN

BTEC ELECTRONICS TECHNICIAN FULL-TIME TRAINING

THOSE ELIGIBLE CAN APPLY FOR E.T. GRANT SUPPORT
 AN EQUAL OPPORTUNITIES PROGRAMME
O.N.C. H.N.C. O.N.D.

Next Course Commences
 6th June 1992

FULL PROSPECTUS FROM

LONDON ELECTRONICS COLLEGE
 (DEPT. EE) 20 PENYVERN ROAD
 EARLS COURT, LONDON SW5 9SU
 TEL 071-373 8721

Surplus

TURN YOUR SURPLUS

ICS transistors etc into cash, immediate settlement. WE welcome the opportunity to quote for complete factory clearance.

Contact:

COLES-HARDING & CO.,
 103 South Brink, Wisbech, Cambs.
 ESTABLISHED 15 YEARS
 Tel: 0945 584188 - Fax: 0945 588844

Recycle your old projects and generate useful cash from spare components

Retailers

Project your retail image here!



Phone David Bonner
 for details on
 081-743-8888

LONDON N WEST

CRICKLEWOOD ELECTRONICS

One of the largest ranges of components in the UK!

40 Cricklewood Broadway,
 LONDON NW2 3ET

Tel: 081-450 0995/452 0161

Modernising your workshop?

Sell your old equipment through PE Classifieds pages.

FOR SALE

Practical Electronics in Binders volumes one (1965) to ten (1974) and later loose copies. Offers for lot (0905) 54318.

No 430
 3115 Barrett 210

Computer Parts

CAMBRIDGE COMPUTER SCIENCE LIMITED

LCD modules.....	16 char by 1: £4.00, 20 char by 2: £8.00, 40 char by 1: £8.00
5.25" Disk Drives, 80 Tk, DSDD£25.00 each
5.25" Disk Drives, 80 Tk, DSDD Used, No Wty£9.00 each
<small>(The £9.00 drives are sold on a strictly 'as is' basis)</small>	
5.25" Disk, DSDD, 48kpi, boxes of 10 (free disk cleaner with 5 boxes)£3.00/box
Digital multimeter, 14 ranges, inc leads & manual£10.00 each
Apricot Disk drive PSU 5V @ 2.5A, 12V @ 2A£10.00 each
Disk Drive Data lead BBC Micro to Disk Drive(s) ..Single	£2.00 Dual £4.00 each
Disk Drive Power lead BBC Micro to Disk Drive(s) Single	£2.00 Dual £4.00 each
8086 CPU chips£2.00 each
Z80A CPU, CTC, PIO	£1.20 each; DMA £2.00
27128 EPROMS (Ex equipment)£1.20 each or £5.00/5
256K DRAM (Ex equipment)£0.40 each
1MBK-10 DRAM (Ex equipment)£1.40 each
256K Byte DRAM Modules, removed from equipment£6.00 each
16, 18 & 20 pin dll low profile IC sockets 0.3" wide	£0.40/10
22 & 24 pin dll low profile IC sockets 0.4" wide	£0.40/10
24, 28, 32, 40 & 48 pin dll low profile IC sockets 0.6" wide	£0.40/10
Circuit tester, finds faults in TTL & CMOS logic circuits, inc leads£8.00 each
Metal project boxes drilled & painted but unused 28 x 32.5 x 5cm£5.00 each
Used computer cards many useful components (large ones socketed)	
Floppy disk card (NEC FDC chip) £1.00 Wini controller (WD HDC chip)	£1.00 each
CPU card (8086, 286 & EPROMS)£3.00 each
Keyboards, full Qwerty, number pad and LCD£8.00 each
Desktop computer case with 200W mains PSU (used)£30.00 each

Prices include postage. Add 96p (plus VAT) to orders below £5.00
 All Home now unless stated. Add 17.5% VAT to all prices.

Send an SAE for our latest list or for more info.
 Dept PE, 374 Milton Road, Cambridge, CB4 1BU
 Tel: 0223 424082, 0831 430488 or 0831 430552 (Mail order only)

Components

CATALOGUE £1.00 + 25 P&P

LEDs 3mm or 5mm red/green6p each. Yellow 11p each.
High intensity red, green or yellow 5mm 30p each	
Cable ties 1p each	£5.95/1,000 £49.50 per 10,000
Stepping motor 4 phase 12V 7.5" step 50 ohms£8.95
SAA1027 stepping motor driver chip£3.95
FM Transmitter kit good quality sound£8.60
High quality photo resist copper clad epoxy glass boards	
Dimensions	single sided double sided
3x4 inches	£ 0.95 £1.07
4x8 inches	£ 2.40 £2.68
6x12 inches	£ 5.37 -
12x12 inches	£10.66 -

Special Offers

Computer Grade Capacitors with screw terminals 38000µf 20V£2.50
87,000µf 10V £1.95, 68,000µf 15V £2.95, 10,000µf 16V£1.50
7 segment Common anode led display 12mm£0.45
LM2931AT5.0 Low drop out 5V regulator T0220 package£0.85
BS250 P channel MOSFET	£0.45. BC559 transistor
.....£3.95 per 100	
74LS05 hex inverter	£10.00 per 100, used 8748 Microcontroller
.....£3.50	
TV Main switch 4A double pole with momentary contacts for remote control pack of 10	£3.95 box of 60 £19.95.
DC-DC converter Reliability model V12P5 12v in 5v 200ma out 300v input to output Isolation with data	£4.95 each or pack of 10
.....£39.95	
Hour counter (used) 7 digit mains 240V AC 50Hz£1.45
Resistor pack 2500 resistors 1/8-2W 50 different values£8.95
Qwerty keyboard 58 key good quality switches new£5.00
Qwerty keyboard with serial output, no data£5.00

Wide range of CMOS TTL 74HC 74F Linear transistors kits
 Rechargeable batteries, capacitor tools etc always in stock.
 Please add 95p towards P&P - VAT Included

**JPG Electronics 276 - 278 Chatsworth Road
 Chesterfield S40 2BH**

Practical Electronics Classifieds list the best sources for unusual or back catalogue components

Miscellaneous

UNIVERSAL PROGRAMMER Hi-Lo ALL-03 £295

Take advantage of Asian low labour cost!

- ★ Texas Instrument approved. Good quality.
- ★ PC based, programs stored into 5 diskettes.
- ★ Program most MPU, PLD, EPROM, EEPROM, BPROM.
- ★ Adaptors for PLCC devices are available.
- ★ 1 year guarantee. Money back if not satisfied.
- ★ Price includes postage but not VAT.

Write for free catalogue and price list.

Active Action Industrial Ltd
Rm 1307, Wing Tuck Coml Ctr.
177-183 Wing Lok Street
Hong Kong

Classifieds can be a

TIGHT SQUEEZE

Give your ad room to
breathe
in our

DISPLAY PAGES

Contact David Bonner
on

081-743 8888

73 AMATEUR RADIO TODAY

Broaden your
horizons.

Subscribe to the
world's leading Radio
Ham magazine.
European rates for
surface and air mail
available on request
from:

**73 Amateur
Radio Today
PO Box 50330
Boulder
CO.
80321-0330
USA**

Components

High Stability Resistors

Carbon Film Resistors 0.56R to 10MΩ E24 series 1/4W - 1p
100 off per value - 75p 1000 off in even hundreds per value - £6.00
Metal Film 1/4W 10R0 to 1MΩ E12 series 5% - 2p, 1% E24 series - 3p
Mixed metal/carbon film 1/2W E24 series 1R0 to 10MΩ - 1 1/2p
Mixed metal/carbon film 1W 4R7 to 10MΩ E12 series - 5p

BC107/8/9 - 12p, BC182, BC183, BC184, BC212 & L versions - 10p
BFY50.51 & 52 - 20p, 2N3055 - 50p, TIP31A,32A - 25p, TIP, 41,42 - 40p

Tantalum bead electrolytics subminiature (Mkds/Volts)

0-1.05, 0.22/05, 0.47/05, 1.0/05, 2.2/05, 3.3/16, 3.3/20, 4.7/16 - 14p, 3.3/35, 4.7/25, 4.7/35 - 15p, 8.8/16, 8.8/35 - 18p, 10/16, 20/25 - 20p, 10/35, 22/16, 33/10, 47/10 - 30p, 100/6 - 30p, 100/16 - 50p, 220/6 - 60p

Aluminium Electrolytics (Mkds/Volts)

1/50, 2.2/50, 4.7/50, 10/16, 10/25, 10/50 - 5p, 22/16, 22/25, 22/50, 47/16, 47/25, 47/50 - 6p, 100/16, 100/25 - 7p, 100/50 - 12p, 220/16 - 8p, 220/25, 220/50 - 10p, 470/16, 470/25 - 11p, 1000/16 - 15p, 1000/25 - 18p, 2200/25 - 22p

Miniature Polyester Capacitors 250V Wkg. Vertical Mounting

0.1, 0.15, 0.22, 0.33, 0.47, 0.68 - 4p, 0.1 - 5p, 0.15, 0.22 - 6p

Mylar Capacitors 100V Wkg. Vertical Mounting E12 Series

1000p to 8200p - 3p, 0.01 to 0.68 - 4p, 0.1 - 5p, 0.15, 0.22 - 6p

Subm. Ceramic Plate 100V Wkg. E12 Series Vertical Mounting

2% IP6 to 47P - 3p, 56P to 330P - 4p, 10%, 390P to 4700P - 4p

Plate/disc ceramic 50V. Wkg. Vertical Mount. E12 series 1P0 to 1000P & E8 series 1500P to 47000P - 2p, 0.1 - 3p

Polystyrene Capacitors 63V Wkg. E12 Series Axial Mounting

10P to 820P - 4p, 1000P to 10,000 - 5p, 12,000P - 6p

Diodes

Zener diodes E24 series 3V3 to 33V 400mW - 6p, 1 watt - 12p, 1N4148 - 2p, 1N4001 - 3p, 1N4002 - 3.5p, 1N4007 - 5p, 1N5404 - 14p, OA91 - 8p, AA143 - 10p, W005 - 20p, W01 - 25p, BYX10 - 6p

L.E.D's Red, Green & Yellow 3mm & 5mm - 10p 8mm - 35p

20mm fuses 0.15A to 10A quick blow - 5p, 0.1A to 5A Anti Surge - 8p

High Speed drills 0.8mm, 1.0mm, 1.2mm, 1.5mm, 2mm - 30p

"Expo" "Railair" drilling machines 12V d.c. with improved 3-jaw chuck - £7.00

Nicad AA - 90p, HP11 - £2, HP2 - £2.20, PPD - £5 Universal chargers for all above batteries - £6.50

Glass reed switches with single pole make contacts - 8p, Magnets - 12p, 0.1" stripboard

2.5" X 1" 9 rows 27 holes - 25p, 3.75" X 2.5" 24 rows 37 holes - 70p, Ionisers list price

£16.95 7 year guarantee - £12.00, Jack plugs 2.5mm & 3.5mm - 14p, Sockets panel

mg - 10p

All prices VAT inclusive. Postage 30P (free over £5)

THE C.R. SUPPLY CO.
127 Chesterfield Road,
Sheffield S8 0RN.
Tel: 0742 557771

Greenweld Newslines 0891 505 121

Calls charged at 36p/min cheap rate, 48p/min other times

For a weekly update on our latest
surplus bargains - call now!! Our latest
list FREE from GREENWELD, 27 Park
Road, Southampton SO1 3TB

SURPLUS/REDUNDANT ELECTRONICS COMPONENTS WANTED

ICs - Tuners - Transistors - Valves - Diodes etc - any quantity
considered - immediate payment.

ADM ELECTRONICS SUPPLIES

Tel 0827 873311

Fax: 0827 874835

Contact

HST for all your component
needs. Send for your free
catalogue and details of
special offers.

**HST Ltd,
Technology House,
Prospect Road,
Carlton, Nottingham
NG4 6LA
Tel: 0602-587225
Fax: 0602-484530**

Surveillance

**Suma Designs
sell top quality
surveillance equipment
in kit form or as ready
built units.
See our full page
display ad in this issue**



Cooke International

FOR SALE

Scopes, signal generators, power supplies,
power meters, DVMs, oscillators,
attenuators,
used test equipment.

Contact: Cooke International, Unit Four
Fordingbridge Site, Main Road, Barnham
Bognor Regis, West Sussex PO22 0EB
Tel: 0243 545111 Fax: 0243 542457

Wide range of items available, send SAE for lists

Stock Clearance

£100s of cables, connectors, hardware, metal, motors, relays,
semiconductors, switches, transformers.

Tiny Systems Electronics Ltd
23 Broadway, New Moston, NE Manchester
Tel: 061 681 3146

Kits, Plans, Assembled Units,
Surveillance Microtransmitters,
Phone Recording Switches, Trackers,
Defence /Protection Circuits, Plus
much more. Send 2 x 24p stamps for
lists, or tel. 05436 76477 24hrs.
Everything for the budding 007.
ACE(PE). 53 Woodland Way,
Burntwood, Staffs. WS7 8UP.

Super VHF Microtransmitters. Long
range, high sensitivity. Tuneable 75-
115 MHz. Listen on any FM radio.
Assembled, ready to use. High
quality, fully encased. Full
instructions, guaranteed. Ideal Xmas
presents as baby monitors etc. £9.50
post free. Cheques/POs; Mr B. Hicks,
24 Brewster Road, Boston, Lincs, PE21
0DY. Tel: 0205 362003

9 Watt infrared laser diodes, driver
circuit plan included, £69.00. Laser
pens, 1mw (red) £149.00. Laser diode
modules (red) 2mw £99.00, 5mw
£159.00. A McKeene, 6 Grange Farm,
Kirkaldy, Fife KY2 5UH

Amstrad 2086 PC. 30Mb hard disk,

Miscellaneous**SOLAR PANELS**

Special offer. 12V nominal (20V OC), 80 milliamps, 12 inch x 6 inch pre-wired amorphous silicon panel £4.50. Many other sizes, wind generators and other products. Orders to:

Robert Keyes, Gwlied, 4 Glanmor Crescent, Newport NP9 8AX
Catalogue 2 x 1st class stamps

3.5-inch floppy, mono VGA, mouse, manuals. VGC. £350 ovno. Some electronics books, rather old, £3 each. Phone Richard, 0895 810680 (Uxbridge)

IBM PC Public Domain Shareware sg: EE Draw 2.2, PCB CAD; PC Route 2. On 3.5 inch disk, £2.50. What's more, ham radio, loud speaker cross assembler. J.D. Soft. Tel: 061 430 5208

Wanted: Electronics engineer to make up small electrical component for a novice. Good fee paid. Surrey area. 0428 683733 after 6:30pm.

IBM PC PD/shareware, electronic and others. JD Soft. Tel: 061 4305208

Wanted: Does anyone have a software listing for Amstrad EPROM programmer published in PE April 1987, author Stephen Burkitt. Davies, 42 Seaview Park, Murcar, Bridge of Don, Aberdeen AB23 8BR

Study Electronics on the BBC Micro. An interactive approach to learning. Three program titles now available. 'Introduction to Electronics Principles', 'Electronics Mathematics' and 'Digital Techniques'. Programs include theory, examples, self test questions, formulae, charts and circuit diagrams. User inputs and calculated outputs. £29.95 each + £2.00 p&p. Cheque or Postal Order to E.P.T. educational software, Pump House, Lockram Lane, Witham, Essex CM8 2BJ. Please state BBC B/Master series and disc size.

Save time - save money. Find out exactly where you are dialling before you pick up that phone. Reverse STD Directory only £7.50 (inc P&P) from JM Associates, 61 Medlock Street, Droylsden, Lancashire M35 7AG

EPROM Erasing and programming service. Program from master, disk file or hex code listing. From £1.00 per

Miscellaneous

Missing a vital Practical Electronics back issue? Don't despair!

Reprints of articles and software listings are available for £2 each from Intra Press, Intra House, 193 Uxbridge Road, London W12 9RA, or by phone on 081 743 8888. We cannot accept credit card orders below £5 total value.

device, plus set-up charges. SAE to: 345 The Ridgeway, Erdington, Birmingham B23 7TB

Miscellaneous

Writing Classified Advertisements That Work

① Start by mentioning the product or service you are selling. By doing so, you make it easier for the reader to see what you are offering.

② Always include the price of whatever it is you are selling. Research has shown that 52% of people who read classified ads will not respond to advertisements that fail to include the price.

③ Keep abbreviations to a minimum. It makes whatever you have to say more easily understood.

④ Pretend to be your prospective customer. Ask yourself what it is you would like to know about the product or service that you are selling that would make you want to buy it. For example, you could include information such as brand names, colours and specifications.

Advertising Index

Antex	10
BK Electronics.....	IBC
Bull Electrical.....	42
Cricklewood Electronics	53
Datong.....	5
Greenbank	53
Happy Memories	10
International Corr. Schl.	53
Jaytee Electronic Services	10
Lazerline.....	32
Mauritron	39
MQP Electronics	15
NCT	39
Northern Marketing Concepts	5
Number One Systems	IFC
Omni Electronics	53
Seetrax.....	15
Silica Systems	OBC
Suma Designs.....	36
Top Secret Electronics	5

Techniques

Andrew Armstrong shows how to design a radio to receive the military weather forecasts.

This month's enquiry comes from a reader in Leighton Buzzard who would like to build a receiver to listen to the aviation weather forecasts on 11.2 MHz. It strikes me that, while few readers indulge in private aviation, the design of a shortwave receiver suitable for fixed or tuneable reception might interest a number of people.

The normal design of receiver is still the superhet, whose principles are well known. Had the requirement been for a broadcast receiver, then I would have chosen a standard IC to do most of the job, and added RF or other circuitry as necessary. The particular transmission in question, however, is in upper sideband. If only single sideband reception is required, then there is a different receiver design which is simpler but which offers very good performance.

SSB Only

The design technique in question is that of direct conversion, the

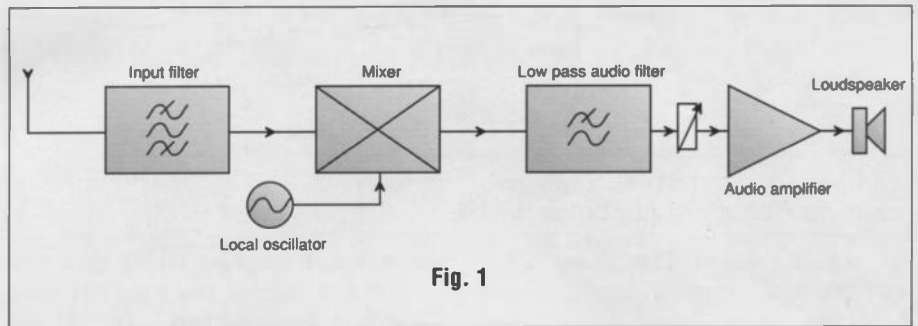


Fig. 1

principle of which is illustrated in Fig. 1. The radio frequency signal is passed through a frequency-selecting circuit (either a simple tuned circuit or a filter covering the bandwidth required) and is then mixed straight down to audio by means of a local oscillator at the carrier frequency. This technique is ideally suited to single sideband reception, because no actual carrier is transmitted. Reception of ordinary amplitude-modulated signals by this technique is less effective, because it is difficult to avoid the local oscillator making an audible beat with the carrier.

For those familiar with the circuitry used in communications receivers, the direct conversion technique is very much like the product detector used for SSB reception. The main differences are that the carrier insertion is done at a variable rather than at a fixed intermediate frequency, and that RF gain and tuning is often incorporated in the circuit.

There is only one drawback to this circuit technique for SSB reception: it receives both sidebands. What this means is that any signal on the other side of the oscillator frequency from the wanted signal will be heard and may interfere with intelligibility of

For those familiar with the

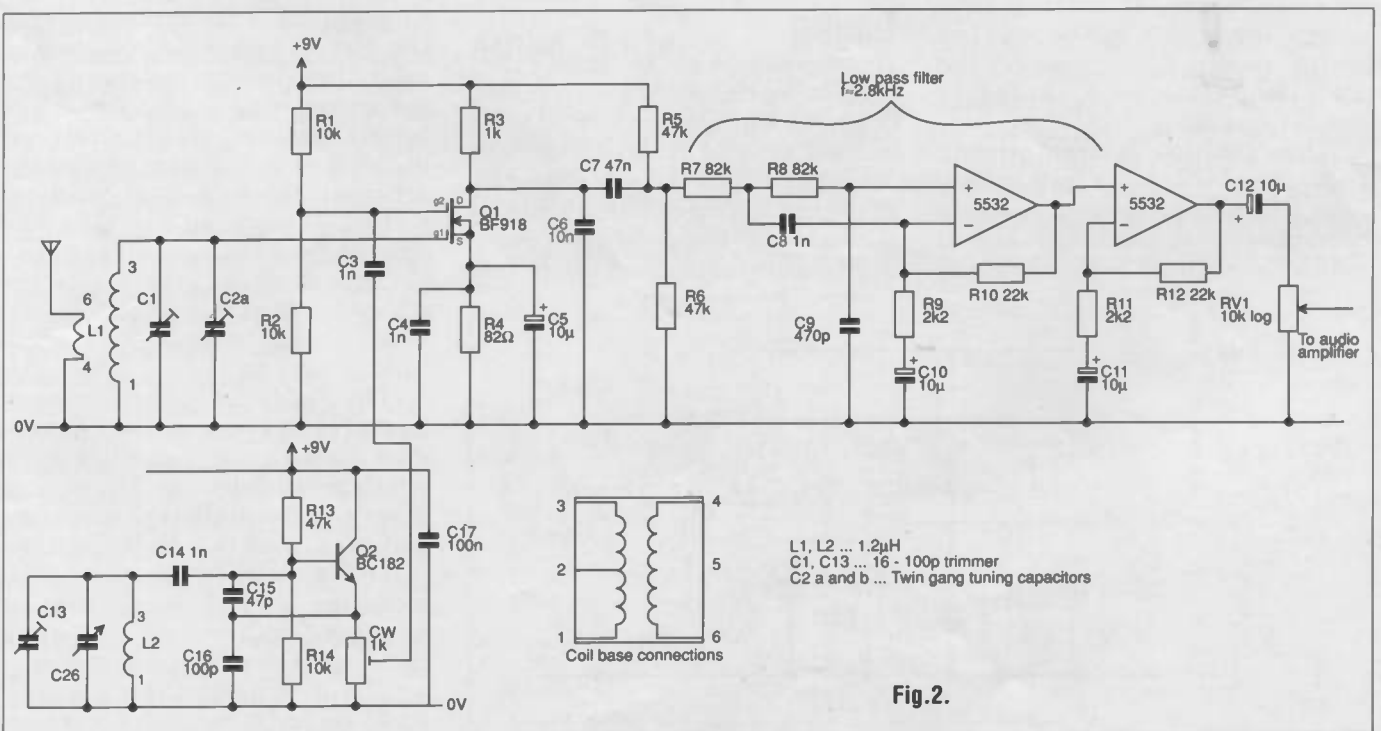


Fig. 2.

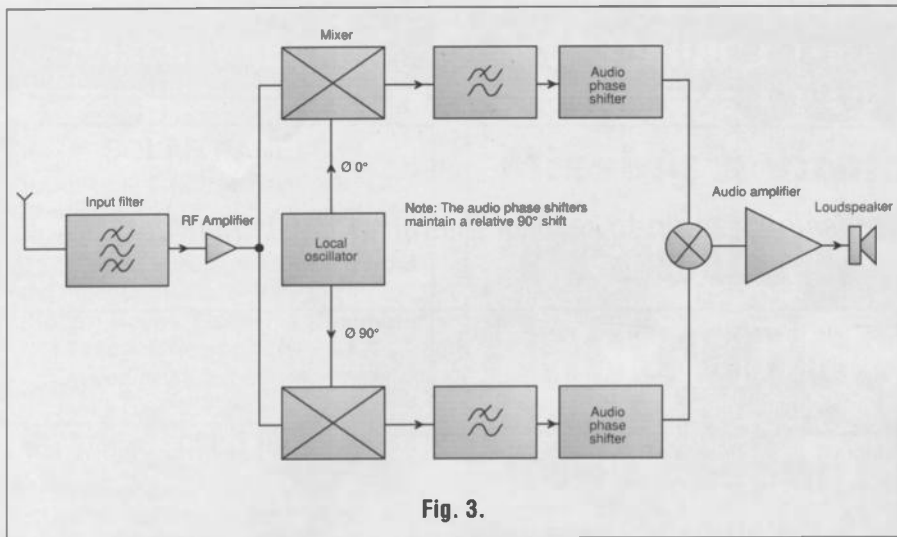


Fig. 3.

the wanted signal. This drawback is not critical in many applications, however.

The Circuit

The circuit diagram is of a simple direct conversion receiver believed to be suitable for reception of the relatively strong meteorological weather forecast signal on 11.2MHz. As it stands, it is not a highly sensitive shortwave receiver, but with a reasonable aerial, it should prove effective.

The aerial is link-coupled into a tuned circuit which feeds to gate 1 of a dual-gate MOSFET. The local oscillator is fed to gate 2, so the FET acts as a mixer, and the signal on the drain comprises the two input signals plus the beat-frequency between them. It is this beat frequency which is the wanted audio, so, the RF signals on the output of Q1 are decoupled to ground via C6.

The resulting low-amplitude audio signal is fed to a further low-pass filter to provide a suitable communications bandwidth and to remove unwanted high-frequency

heterodynes. The filter and the following stages are made from a low-noise op-amp, to avoid degrading the weak audio signal by adding a lot of noise to it. The gain in these two stages should be sufficient to drive a small audio amplifier chip such as the LM390, but if it is not, then the value of R13 and R11 should be increased until there is enough gain.

The local oscillator is of a conventional design in which a transistor provides current gain, feeding a signal back into the oscillator tuned circuit at a low impedance tapping point, so as to provide overall power gain. The oscillator signal amplitude is adjusted via RV2 and should be set for best reception.

Tuning

The component values in the tuned circuits are chosen to give a tuning range of approximately 12MHz centred around 11MHz. Different frequency bands can be covered by changing inductor values and, if necessary by using different types of trimming capacitors. Note that

the tuning capacitor is of the dual-gang variety.

To adjust the circuit to give good reception of the required frequency range, C13 should first be adjusted so that the oscillator tuning range covers the required band. Then, an aerial should be connected and the receiver should be tuned to find a signal which can be heard. C1 should then be adjusted to peak the received signal. Alignment is now complete and the receiver can be used. If no signal can be heard before C1 has been adjusted, then it may be necessary to tune over the band with several different settings of C1 until a signal can be found. As soon as anything can be heard, C1 can be adjusted with no difficulty.

Readers are reminded that this circuit is intended to work as drawn, but because it has not been prototyped, some experiment may be necessary.

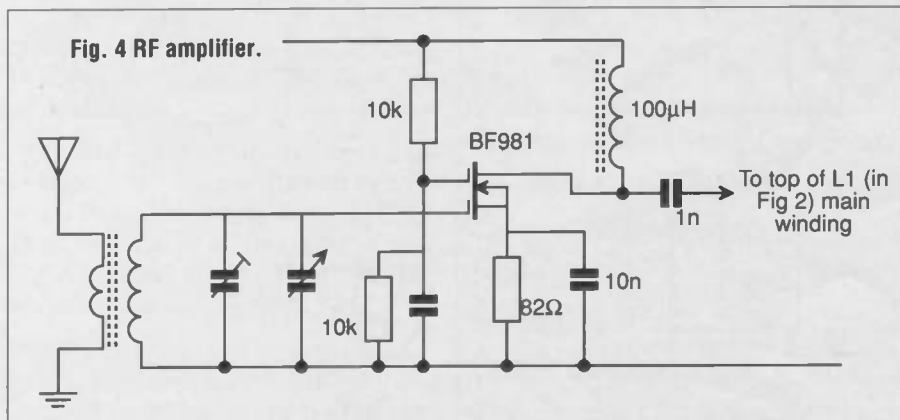
Improvements

Several lines of improvement are possible for this design. The sensitivity could be improved by the addition of an RF amplifier. If an RF amp were to be added, the choices would be between a triple-ganged tuning capacitor (not easily obtainable), a triple-ganged varicap tuning, which might impair overload performance, or the use of a broad-band filter on the input to select the required range of frequencies.

A more radical improvement to the circuit could be effected by extending the concept to null out the unwanted sideband. The method of doing this is illustrated in Fig. 3: in this design, two mixers are used, fed with local oscillator signals in phase quadrature. The outputs from the mixers are phase-shifted so as to give a relative phase-shift of 90° of one signal relative to the other over the audio band of interest.

The audio frequency range is limited prior to the phase-shifters to limit the frequency range to a range which they can handle. The outputs from the frequency shifters are summed, and this nulls out one sideband or the other. Sideband-switching can be accomplished by swapping audio phase-shifters or exchanging local oscillator outputs.

The first part of the circuitry could comprise the mixer and low-



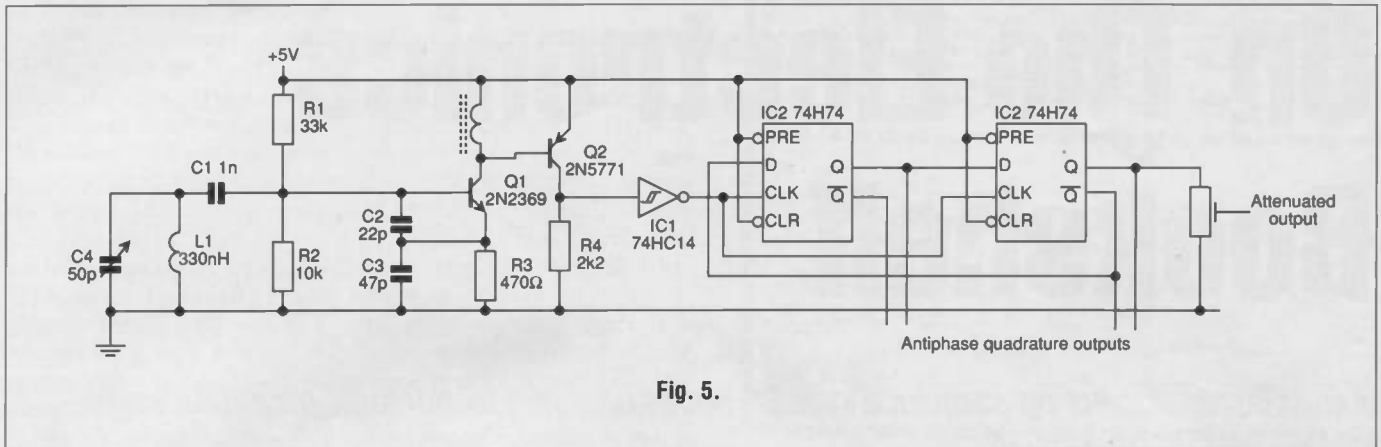


Fig. 5.

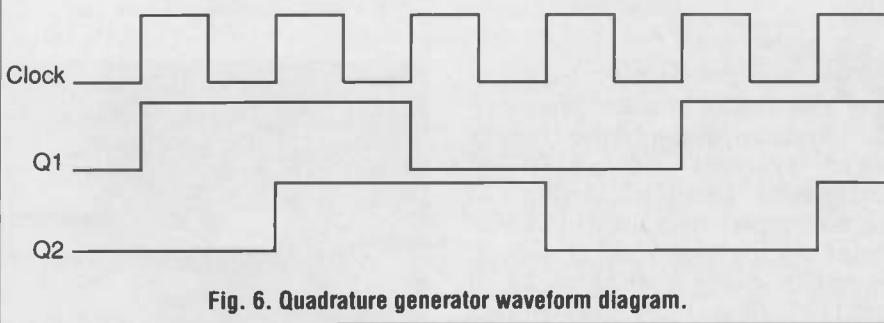


Fig. 6. Quadrature generator waveform diagram.

pass filter shown in Fig. 2 but with an extra RF amplifier added to improve the sensitivity. A circuit for the RF amplifier is now shown (Fig. 4).

One possible means of generating a quadrature local oscillator signal is shown in Fig. 5 and its waveform diagram is shown in Fig. 6. This circuit generates accurate square wave quadrature signals which could be used to drive an FET ring-type mixer. However, buffering might be required and considerable experiment and development might be needed to make a fully-workable circuit. One idea which might prove useful would be to use CMOS analogue switches such as the 4066, if the frequency range is suitable.

To avoid the need to design yet more circuitry, I am assuming here that the FET mixer shown in Fig. 2 will be used, in which case the quadrature outputs may need to be attenuated, as shown in Fig. 5.

The disadvantage of this type of circuit is that it divides the oscillator frequency by four, so that to receive a signal on 10 MHz a 40 MHz oscillator is required. Therefore, the frequency range over which this type of circuit can be useful is limited to approximately 5 MHz. Above this frequency, a faster logic family such as ECL could be used. An RF phase shift circuit also

an option.

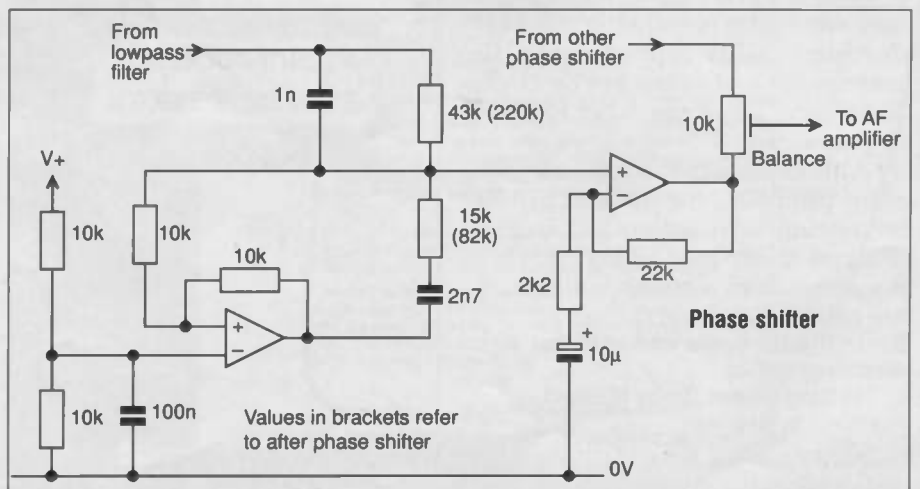
The operation of the quadrature is as follows: Q1 and the components around it form a conventional RF oscillator whose output signal is amplified by Q2 to give a sufficient signal level to switch a Schottky inverter. The output from this inverter clocks two D-type flip flops, connected as a twisted ring counter, which gives rise to the waveforms shown in Fig. 6.

Audio Shifter

Fig. 6 shows a circuit which produces an audio phase shift dependent upon frequency. The two ends of the network are driven by anti-phase signals, so that at


extremes of frequency the phase shift could approach plus or minus 90°. A second phase-shifter, using the resistor values shown in brackets, is used in the other signal path. These values are chosen so that the frequency at which significant phase-shift starts and finishes is different, and is so arranged that over a middle frequency range there will be 90° difference in the phase-shift produced by each network. The output from each frequency shifter is amplified and then fed to an audio amplifier via a balance control, which must be adjusted to provide the best possible nulling of the unwanted sideband.

To make this type of design work would require significant further development and experimentation and is only recommended for constructors who have some experience of the type of circuits involved. The circuits shown here are provided mainly for the purposes of interest and to illustrate the technique. Further investigation may suggest that a slightly different approach to one or more of the circuit blocks shown here would be likely to work better.



On The Electronics Bookshelf

Kenn Garroch opens up some of the latest books on audio technology, microprocessor design and PC interfacing.



If you wanted to know anything about digital audio then this is the book for you. Starting off with a nice short history of audio technology, the authors move on to look at virtually every aspect of modern digital audio systems. No detail is spared and in places the reading gets very technical indeed. However, with a little application it is not incomprehensible and should give rise to a good understanding of modern HiFi equipment from how the music is coded up, stored, decoded and reproduced, to examinations of video-8, CD, DAT, Nicam and all of the other formats in general use.



Although there is a bias towards Sony products, the book is full of interesting information and facts – did you know that audio compact discs are silver whereas video discs are gold? neither did I.

Book: Digital audio and compact disc technology 2nd ed
By The Sony Service Centre (Europe)
Published by Newnes
Price £16.95
ISBN 0-7506-0614-2

Perhaps the simplest aspect of electronics is microprocessor systems design since there is logic systems are easy to understand. This book is aimed at the non-expert who wants to know about microprocessors. However, its style is chatty and the use of HI and LO for 1 and 0 is non-standard and makes truth tables hard to understand.

Contentwise the book is good as it takes the reader from simple logic through to real microprocessor circuits – the in-depth look at the 6809 as an example processor is marred somewhat by not looking at a Z80 as a comparison of a common processor that has some radically different concepts. All of the standard logic circuit ideas and components are described and a good glossary makes up for having to wade through lots of text to get at the real meat of the subject.

Book: Microprocessor System Design
By Michael Spinks
Published by Butterworth Heinemann
Price £19.95
ISBN 0-7506-0279-1



Interfacing to PCs is a subject of interest to a number of people and good books on the subject are scarce. IBM-PC in the laboratory fails to rectify this as it tries to explain how to hook up a computer and perform some simple interfacing experiments. Unfortunately, the book is based on US machines and what little information there is on interface boards simply gives the names of a few US systems, most of which will probably not be available in the UK. All programming is done in TurboPascal – a familiarity with the language is assumed – and although a number of interesting experiments are described, the practicalities of carrying them out are rather sparsely documented.

Of the 246 pages in the book, only the first 127 contain the main text. The rest is filled out with data sheets and instruction set listings, all of which can be obtained more cheaply elsewhere.

Book: IBM-PC in the laboratory
By Thompson and Kuckes
Published by Cambridge University Press
Price £15.95
ISBN 0-521-42867-X

Barry Fox continued from page 54

for PCN, but says clearly that there will be no launch within a year, and more likely two or three.

As the dust settles, a reasonably clear picture emerges. Cellnet and Vodafone will continue coining profits. Vodafone will try and win new customers by offering a reduced tariff for MCN, with the understood proviso that the reduced tariff buys only the facility to make calls in the London area. Hutchison will find out the hard way whether people prefer finding and using a Rabbit Telepoint, to finding and using a public payphone. Mercury will find out the hard way whether there is a market for a new kind of cellphone, which looks much the same as an existing small cellphone, and delivers much the same service.

As TV manufacturer ITT found out in the 80s, when it launched the Digivision range of TV sets which use all-digital circuitry, the great British public does not give a stuff whether equipment is working with analogue waves or digital pulses. It is whether the equipment works and how much it costs to use, that matters.

Why, you may well ask, is Mercury so anxious to push ahead with PCN, despite the recession, despite the competition, and apparently despite commonsense? The very simple answer comes in two words, Lord Young.

It was Lord Young who, while running the Department of Trade and Industry, came up with the idea of PCN. With his "Phones on the move" White Paper policy document, Lord Young dreamed of everyone having an "office in their pocket". It was Lord Young who pushed through the licensing procedures for PCN. Later Lord Young left Government office and took the top job at Cable and Wireless, the telecoms conglomerate which owns Mercury.

It would clearly be a major loss of face for Lord Young to cancel Mercury's PCN project.

MAKE YOUR INTERESTS PAY!

Over the past 100 years more than 10 million students throughout the world have found it worth their while! An ICS home-study course can help you get a better job, make more money and have more fun out of life! ICS has over 100 years experience in home-study courses and is the largest correspondence school in the world. You learn at your own pace, when and where you want under the guidance of expert 'personal' tutors. Find out how we can help you. Post or phone today for **FREE INFORMATION** on the course of your choice. (Tick one box only)

Electronics	<input type="checkbox"/>	TV, Video & Hi-Fi Servicing	<input type="checkbox"/>
Basic Electronic Engineering (City & Guilds)	<input type="checkbox"/>	Refrigeration & Air Conditioning	<input type="checkbox"/>
Electrical Engineering	<input type="checkbox"/>	Car Mechanics	<input type="checkbox"/>
Electrical Contracting/Installation	<input type="checkbox"/>	Computer Programming	<input type="checkbox"/>
GCSE/GCE/SCE over 40 examination subjects to choose from <input type="checkbox"/>			

Name _____ Address _____

ICS International Correspondence Schools, Dept. EDS62
312/314 High Street, Sutton, Surrey SM1 1PR. or U41-221 7373 (24 hours).

OMNI ELECTRONICS

stock a wide range of electronic components at

**174 Dalkeith Road
Edinburgh EH16 5DX
Tel: 031 667 2611**

Open Mon-Thu 9.15am-6.00pm
Fri 9.15am-5.00pm
Sat 9.30am-5.00pm



1990/91 catalogue costs £1.50 contains vouchers to use against purchases
Do you have your copy yet?



CRICKLEWOOD ELECTRONICS
1992 CATALOGUE

BOOKS	BOXES & CASES	CABLE & WIRE	CAPACITORS
CONNECTORS	KITS	RESISTORS	SEMICONDUCTORS
SPEAKERS	VIDEO HEADS	SWITCHES	TOOLS & TEST GEAR

NOW FREE

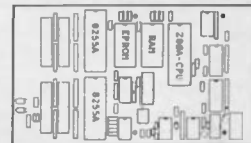
COMPONENT CATALOGUE. ONE OF THE BEST RANGES AVAILABLE

CRICKLEWOOD ELECTRONICS LTD, 40 CRICKLEWOOD BROADWAY LONDON NW2 3ET. TEL 081 450 0995, 081 452 0161 FAX 081 208 1441

NAME.....
ADDRESS.....
.....
POSTCODE.....

Interak 1

SINGLE BOARD COMPUTER



"SBC-1"

£17.50
+ 50p P&P
+ VAT

A computer doesn't have to look like you'd expect a computer to look. It doesn't have to have a keyboard and a screen and floppy disks and so on.

The SBC-1 has the bare minimum of chips a Z80 computer can have and still be a computer: A 4 MHz Z80-CPU chip, an EPROM chip (up to 32K), a static RAM chip (up to 32K) and a pair of 8255A I/O (input output) chips giving 48 individual lines to waggle up and down. There are one or two additional "glue" chips included, but these are simple "74LS" or "HC" parts.

A star feature is that no special or custom chips (ie PALs, ULAs, ASICs etc) are used — and thus there are no secrets. The Z80A is the fastest and best established of all the 8-bit microprocessors — possibly the cheapest too!

Although no serial interface is included, it is easy for a Z80A to waggle one bit up or down at the appropriate rate — the cost is a few pence worth of code in the program: why buy hardware when software will do?

Applications already identified include: Magnetic Card reader, mini printer interface, printer buffer, push button keypad, LCD alphanumeric panel interface, 40-zone security interface for auto sending of security alarms, code converter (eg IBM PC keyboard codes to regular ASCII), real time clock (with plug in module), automatic horticultural irrigation controller.

By disabling the on-board Z80A-CPU this card will plug into our Interak 1 CPM Plus disk-based development system, so if you don't fancy hand-assembling Z80 machine code you don't have to!

The idea is (if you are a manufacturer) you buy just one development system and then turn out the cheap SBC-1 systems by the hundred. If you are really lazy we can write the program for you and assemble the SBC-1 cards so you can get on with manufacturing your product, leaving all your control problems to us.

Greenbank

For more details write or phone us:
Greenbank Electronics, Dept PE06 460 New Chester Road, Rock Ferry, Birkenhead, Merseyside. L42 2AE. Tel: 051-645 3391.

Telepoint Rides Again

The once dead CT2 or Telepoint service is set to be reincarnated as a rabbit.

Although there are still some Telepoint signs up at London tubes stations, all three of the "first generation" of CT2 or second generation cordless phone services (British Telecom's Phonpoint, Mercury's Callpoint and Ferranti's Zonephone) have failed. Failure was absolutely predictable and inevitable. We can only boggle at the incompetence of the three supposedly businesslike businesses that wasted tens of millions of pounds on attracting a few hundred customers.

I felt quite embarrassed about this spectacular disaster. In the mid eighties, when the CT2 idea was first floating, I wrote what a wonderful idea it was. Instead of buying an analogue cordless phone and base station for home use, we would pay a bit extra and buy a digital CT2 system. Later, if we wished, we could subscribe to a Telepoint service which let home handsets make calls from public base stations.

Because the DTI granted four licences with no requirement for compatibility, because the licencees built incompatible systems and because they launched expensive handsets ahead of home base stations, CT2 quickly became a joke.

The BYPS consortium, of Barclays Bank, Philips and Shell was licensed to be the fourth rival operator. But BYPS decided to hold back on a service launch until able to meet the new European standard, the Common Air Interface. In the meantime Hong Kong-based telecommunications giant, Hutchison Whampoa, had set up a UK subsidiary, Hutchison Telecommunications, and bought out BYPS.

Encouraged by the success of CAI or "second generation" CDT in the Far East, particularly Singapore and Hong Kong, Hutchison is now taking the plunge in the UK. It launches its Rabbit CT2 system in Manchester on 21 May, moving to Yorkshire from 29 June, with roll-out planned for the rest of the



country by the end of October.

So will Hutchison and Rabbit have better luck than BT, Mercury and Ferranti had with Phonpoint, Callpoint and Zonephone?

Clearly Hutchison starts with the advantage of being the only player in the game. Hardware prices are more sensible too, kicking off at £190 for a handset and £240 for a package of handset and home base station. Rabbit subscribers will pay a one-off network connection charge of £15 and then a network access charge of £6 a month. This is well below cellular rates, of £50 or £60 for a one-off connection and £25 or £30 a month access charge. But of course Rabbit CT2 phones can only make outgoing calls from public base stations, they cannot receive incoming calls.

It looks as if everything will come down to call charges. Hutchison has set the Rabbit tariff at 20p per minute for peak rates (between 8am and 8pm) and 10p per minute at other times. (Calls made from home base station are of course at standard domestic rates).

Does this really mean that someone with a Rabbit CT2 phone can make calls to any number in the UK for 10p or 20p a minute if they find a Rabbit Telepoint? If so the system is undercutting BT's domestic charges and has a good chance of success. But can Hutchison really afford to run the service at a loss? We shall see.

We shall also see what happens over PCN, the Personal Communications Network system which is also due soon to start service. PCN will be in competition with CT2, with the existing analogue cellular phone systems Cellnet and Vodafone, with the new all-digital pan-European GSM systems (to be run in the UK by Cellnet and Vodafone), with the all-digital Micro Cellular Network which uses GSM technology (to be offered within the Vodafone network by Racal) and with the cellular satellite phone systems promised by Motorola (Iridium) and international maritime satellite organisation Inmarsat.

It is clear that the three consortia licensed by the DTI to operate PCN services have looked at the recessed economy, looked at the failure of the three telepoint services, recognised that Cellnet and Vodafone can easily afford to cut costs if they need to compete with PCN, and taken stock. British Aerospace was first to crack, selling its licence to run the Microtel PCN service, to Hutchison. Last year the two remaining competitors, Mercury Personal Communications and Unitel (now owned by US West) agreed to share a network. Now Mercury and Unitel have merged.

The merged network, to be called Mercury Personal Communications, has also drastically cut back on its launch plans. Instead of building a nationwide PCN network, costing around £1 billion, MPC will now spend a couple of hundred million pounds on building a network within the M25 London ring. The merger with Unitel halves the real cost to each company.

Of course this makes a complete nonsense of the original licence scheme which was intended to generate competition. MPC will now have to hand back one of the two sets of frequencies it now owns. Hutchison is cagey about its plans

Continued on page 53

OMP MOS-FET POWER AMPLIFIERS
HIGH POWER, TWO CHANNEL 19 INCH RACK

THOUSANDS PURCHASED
BY PROFESSIONAL USERS



THE RENOWNED MXF SERIES OF POWER AMPLIFIERS
FOUR MODELS:- MXF200 (100W + 100W) MXF400 (200W + 200W)
MXF600 (300W + 300W) MXF900 (450W + 450W)

ALL POWER RATINGS R.M.S. INTO 4 OHMS, BOTH CHANNELS DRIVEN
FEATURES: ★ Independent power supplies with two toroidal transformers ★ Twin L.E.D. VU meters ★ Level controls ★ Illuminated on/off switch ★ XLR connectors ★ Standard 775mV inputs ★ Open and short circuit proof ★ Latest Mos-Fets for stress free power delivery into virtually any load ★ High slew rate ★ Very low distortion ★ Aluminium cases ★ MXF600 & MXF900 fan cooled with D.C. loudspeaker and thermal protection.


USED THE WORLD OVER IN CLUBS, PUBS, CINEMAS, DISCOS ETC.

SIZES:- MXF200 W19" x H3 1/2" (2U) x D11"
MXF400 W19" x H5 1/4" (3U) x D12"
MXF600 W19" x H5 1/4" (3U) x D13"
MXF900 W19" x H5 1/4" (3U) x D14 1/2"

PRICES:- MXF200 £175.00 MXF400 £233.85
MXF600 £329.00 MXF900 £449.15
SPECIALIST CARRIER DEL. £12.50 EACH



OMP VARISPED TURNTABLE CHASSIS



★ Manual arm ★ Steel chassis ★ Electronic speed control 33 & 45 R.P.M. ★ Vari pitch control ★ High torque servo driven DC motor ★ Transit screws ★ 12" die cast platter ★ Neon strobe ★ Calibrated balance weight ★ Removable head shell ★ 1/2" cartridge fixings ★ Cue lever ★ 220/240V 50/60Hz ★ 390x305mm ★ Supplied with mounting cut-out template.

PRICE £61.30 + £3.70 P&P

OPTIONAL MAGNETIC CARTRIDGES

STANTON AL500MKII GOLDRING G950
PRICE £16.95 + 50P P&P PRICE £7.15 + 50P P&P

STEREO DISCO MIXER DJ6500

★ WITH ECHO ★

STEREO DISCO MIXER with 2 x 7 band L & R graphic equalisers with bar graph LED VU meters. MANY OUTSTANDING FEATURES:- including Echo with repeat & speed control, DJ Mic with tone control & talk-over switch, 7 Channels with Individual faders plus cross fade, Cue Headphone Monitor. Useful combination of the following inputs:- 3 turntables (mag), 3 mics, 5 Line for CD, Tape, Video etc.



Price £134.99 + £5.00 P&P

SIZE: 482 x 240 x 120mm

PIEZO ELECTRIC TWEETERS - MOTOROLA

Join the Piezo revolution! The low dynamic mass (no voice coil) of a Piezo tweeter produces an improved transient response with a lower distortion level than ordinary dynamic tweeters. As a crossover is not required these units can be added to existing speaker systems of up to 100 watts (more if two are put in series. FREE EXPLANATORY LEAFLETS ARE SUPPLIED WITH EACH TWEETER.

TYPE 'A' (KSN1036A) 3" round with protective wire mesh. Ideal for bookshelf and medium sized Hi-Fi speakers. Price £4.90 + 50p P&P.
TYPE 'B' (KSN1005A) 3 1/4" super horn for general purpose speakers, disco and P.A. systems etc. Price £5.99 + 50p P&P.
TYPE 'C' (KSN1016A) 2" x 5" wide dispersion horn for quality Hi-Fi systems and quality discos etc. Price £6.99 + 50p P&P.
TYPE 'D' (KSN1025A) 2" x 6" wide dispersion horn. Upper frequency response retained extending down to mid-range (2KHz). Suitable for high quality Hi-Fi systems and quality discos. Price £9.99 + 50p P&P.
TYPE 'E' (KSN1038A) 3 3/4" horn tweeter with attractive silver finish trim. Suitable for Hi-Fi monitor systems etc. Price £5.99 + 50p P&P.
LEVEL CONTROL Combines, on a recessed mounting plate, level control and cabinet input jack socket. 85x85mm. Price £4.10 + 50p P&P.

TYPE A

TYPE B

TYPE C

TYPE D

TYPE E

TYPE F

TYPE G

TYPE H

TYPE I

TYPE J

TYPE K

TYPE L

TYPE M

TYPE N

TYPE O

TYPE P

TYPE Q

TYPE R

TYPE S

TYPE T

TYPE U

TYPE V

TYPE W

TYPE X

TYPE Y

TYPE Z

TYPE AA

TYPE AB

TYPE AC

TYPE AD

TYPE AE

OMP LINNET LOUDSPEAKERS

THE VERY BEST IN QUALITY AND VALUE

Made especially to suit today's need for compactness with high output sound levels, finished in hard wearing black vinylite with protective corners, grille and carrying handle. Each unit incorporates a 12" driver plus high frequency horn for a full frequency range of 45Hz-20KHz. Both models are 8 Ohm Impedance. Size: H20" x W15" x D12".

CHOICE OF TWO MODELS

POWER RATINGS QUOTED IN WATTS RMS FOR EACH CABINET

OMP 12-100WATTS (100dB) PRICE £163.50 PER PAIR
OMP 12-200WATTS (200dB) PRICE £214.55 PER PAIR

SPECIALIST CARRIER DEL. £12.50 PER PAIR



IN-CAR STEREO BOOSTER AMPS



PRICES: 150W £49.99 250W £99.99
400W £109.95 P&P £2.00 EACH

THREE SUPERB HIGH POWER CAR STEREO BOOSTER AMPLIFIERS

150 WATTS (75 + 75) Stereo, 150W Bridged Mono
250 WATTS (125 + 125) Stereo, 250W Bridged Mono
400 WATTS (200 + 200) Stereo, 400W Bridged Mono
ALL POWERS INTO 4 OHMS
Features:
★ Stereo, bridgable mono ★ Choice of high & low level inputs ★ L & R level controls ★ Remote on-off ★ Speaker & thermal protection.

OMP MOS-FET POWER AMPLIFIER MODULES SUPPLIED READY BUILT AND TESTED.

These modules now enjoy a world-wide reputation for quality, reliability and performance at a realistic price. Four models are available to suit the needs of the professional and hobby market i.e. Industry, Leisure, Instrumental and Hi-Fi etc. When comparing prices. NOTE that all models include toroidal power supply, integral heat sink, glass fibre P.C.B. and drive circuits to power a compatible VU meter. All models are open and short circuit proof.

THOUSANDS OF MODULES PURCHASED BY PROFESSIONAL USERS



OMP/MF 100 Mos-Fet Output power 110 watts R.M.S. into 4 ohms, frequency response 1Hz - 100KHz -3dB, Damping Factor >300, Slew Rate 45V/uS, T.H.D. typical 0.002%, Input Sensitivity 500mV, S.N.R. -110 dB. Size 300 x 123 x 60mm.
PRICE £40.85 + £3.50 P&P



OMP/MF 200 Mos-Fet Output power 200 watts R.M.S. into 4 ohms, frequency response 1Hz - 100KHz -3dB, Damping Factor >300, Slew Rate 50V/uS, T.H.D. typical 0.001%, Input Sensitivity 500mV, S.N.R. -110 dB. Size 300 x 155 x 100mm.
PRICE £64.35 + £4.00 P&P



OMP/MF 300 Mos-Fet Output power 300 watts R.M.S. into 4 ohms, frequency response 1Hz - 100KHz -3dB, Damping Factor >300, Slew Rate 60V/uS, T.H.D. typical 0.001%, Input Sensitivity 500mV, S.N.R. -110 dB. Size 330 x 175 x 100mm.
PRICE £81.75 + £5.00 P&P



OMP/MF 450 Mos-Fet Output power 450 watts R.M.S. into 4 ohms, frequency response 1Hz - 100KHz -3dB, Damping Factor >300, Slew Rate 75V/uS, T.H.D. typical 0.001%, Input Sensitivity 500mV, S.N.R. -110 dB, Fan Cooled, D.C. Loudspeaker Protection, 2 Second Anti-Thump Delay. Size 385 x 210 x 105mm.
PRICE £132.85 + £5.00 P&P

NOTE: MOS-FET MODULES ARE AVAILABLE IN TWO VERSIONS: STANDARD - INPUT SENS 500mV, BAND WIDTH 100KHz. PEC (PROFESSIONAL EQUIPMENT COMPATIBLE) - INPUT SENS 775mV, BAND WIDTH 50KHz. ORDER STANDARD OR PEC.



VU METER Compatible with our four amplifiers detailed above. A very accurate visual display employing 11 L.E.D.s (7 green, 4 red) plus an additional on/off indicator. Sophisticated logic control for very fast rise and decay times. Tough moulded plastic case, with acrylic tinted front. Size 84 x 27 x 45mm.
PRICE £8.70 + 50p P&P

LOUDSPEAKERS

LARGE SELECTION OF SPECIALIST LOUDSPEAKERS AVAILABLE, INCLUDING CABINET FITTINGS, SPEAKER GRILLES, CROSS-OVERS AND HIGH POWER, HIGH FREQUENCY BULLETS AND HORNS, LARGE (A4) S.A.E. (50p STAMPED) FOR COMPLETE LIST.

From McKenzie Professional Series
From McKenzie Studio Series

McKENZIE - INSTRUMENTS, P.A., DISCO, ETC

ALL MCKENZIE UNITS B OHMS IMPEDANCE
B' 100 WATT C8-100GP GEN. PURPOSE, LEAD GUITAR, EXCELLENT MID, DISCO. RES. FREQ. 80Hz, FREQ. RESP. TO 7KHz, SENS 96dB. PRICE £31.45 - £2.00 P&P
10' 100WATT C10-100GP GUITAR, VOICE, KEYBOARD, DISCO, EXCELLENT MID. RES. FREQ. 72Hz, FREQ. RESP. TO 6KHz, SENS 97dB. PRICE £38.89 - £2.50 P&P
10' 200WATT C10-200GP GUITAR, KEY'B'D, DISCO, EXCELLENT HIGH POWER MID. RES. FREQ. 69Hz, FREQ. RESP. TO 5KHz, SENS 97dB. PRICE £53.21 - £2.50 P&P
12' 100WATT P C12-100GP HIGH POWER GEN. PURPOSE, LEAD GUITAR, DISCO. RES. FREQ. 49Hz, FREQ. RESP. TO 7KHz, SENS 98dB. PRICE £40.35 - £3.50 P&P
12' 100WATT P C12-100TC (TWIN CONE) HIGH POWER, WIDE RESPONSE, P.A., VOICE, DISCO. RES. FREQ. 45Hz, FREQ. RESP. TO 12KHz, SENS 97dB. PRICE £41.39 - £3.50 P&P
12' 200WATT C12-200B HIGH POWER BASS, KEYBOARDS, DISCO, P.A. RES. FREQ. 45Hz, FREQ. RESP. TO 5KHz, SENS 99dB. PRICE £71.91 - £3.50 P&P
12' 300WATT C12-300GP HIGH POWER BASS, LEAD GUITAR, KEYBOARDS, DISCO ETC. RES. FREQ. 49Hz, FREQ. RESP. TO 7KHz, SENS 100dB. PRICE £95.66 - £3.50 P&P
15' 100WATT P C15-100BS BASS GUITAR, LOW FREQUENCY, P.A., DISCO. RES. FREQ. 40Hz, FREQ. RESP. TO 5KHz, SENS 98dB. PRICE £59.05 - £4.00 P&P
15' 200WATT P C15-200BS VERY HIGH POWER BASS. RES. FREQ. 40Hz, FREQ. RESP. TO 3KHz, SENS 98dB. PRICE £80.57 - £4.00 P&P
15' 250WATT C15-250BS VERY HIGH POWER BASS. RES. FREQ. 39Hz, FREQ. RESP. TO 4KHz, SENS 99dB. PRICE £90.23 - £4.50 P&P
15' 400WATT C15-400BS VERY HIGH POWER, LOW FREQUENCY BASS. RES. FREQ. 40Hz, FREQ. RESP. TO 4KHz, SENS 100dB. PRICE £105.46 - £4.50 P&P
18' 500WATT C18-500BS EXTREMELY HIGH POWER, LOW FREQUENCY BASS. RES. FREQ. 27Hz, FREQ. RESP. TO 2KHz, SENS 98dB. PRICE £174.97 - £5.00 P&P

EARBENDERS:- HI-FI, STUDIO, IN-CAR, ETC

ALL EARBENDER UNITS B OHMS (Except EB8-50 & EB10-50 which are dual impedance tapped @ 4 & 8 ohm)
BASS, SINGLE CONE, HIGH COMPLIANCE, ROLLED SURROUND
B' 50Watt EB8-50 DUAL IMPEDANCE, TAPPED 4/8 OHM BASS, HI-FI, IN-CAR. RES. FREQ. 40Hz, FREQ. RESP. TO 7KHz SENS 97dB. PRICE £8.90 - £2.00 P&P
10' 50Watt EB10-50 DUAL IMPEDANCE, TAPPED 4/8 OHM BASS, HI-FI, STUDIO. RES. FREQ. 40Hz, FREQ. RESP. TO 5KHz, SENS 99dB. PRICE £13.65 - £2.50 P&P
10' 100WATT EB10-100 BASS, HI-FI, STUDIO. RES. FREQ. 35Hz, FREQ. RESP. TO 3KHz, SENS 96dB. PRICE £30.39 - £3.50 P&P
12' 100WATT EB12-100 BASS, STUDIO, HI-FI, EXCELLENT DISCO. RES. FREQ. 26Hz, FREQ. RESP. TO 3KHz, SENS 93dB. PRICE £42.12 - £3.50 P&P
FULL RANGE TWIN CONE, HIGH COMPLIANCE, ROLLED SURROUND
5 1/2' 60WATT EB5-60TC (TWIN CONE) HI-FI, MULTI-ARRAY DISCO ETC. RES. FREQ. 63Hz, FREQ. RESP. TO 20KHz, SENS 92dB. PRICE £9.99 - £1.50 P&P
6 1/2' 60WATT EB6-60TC (TWIN CONE) HI-FI, MULTI-ARRAY DISCO ETC. RES. FREQ. 38Hz, FREQ. RESP. TO 20KHz, SENS 94dB. PRICE £10.99 - £1.50 P&P
B' 60WATT EB8-60TC (TWIN CONE) HI-FI, MULTI-ARRAY DISCO ETC. RES. FREQ. 40Hz, FREQ. RESP. TO 18KHz, SENS 89dB. PRICE £12.99 - £1.50 P&P
10' 60WATT EB10-60TC (TWIN CONE) HI-FI, MULTI-ARRAY DISCO ETC. RES. FREQ. 35Hz, FREQ. RESP. TO 12KHz, SENS 98dB. PRICE £16.49 - £2.00 P&P

TRANSMITTER HOBBY KITS

PROVEN TRANSMITTER DESIGNS INCLUDING GLASS FIBRE PRINTED CIRCUIT BOARD AND HIGH QUALITY COMPONENTS COMPLETE WITH CIRCUIT AND INSTRUCTIONS
3W TRANSMITTER 80-105MHz, VARICAP CONTROLLED PROFESSIONAL PERFORMANCE. RANGE UP TO 3 MILES. SIZE 38 x 123mm. SUPPLY 12V @ 0.5AMP. PRICE £14.85 - £1.00 P&P
FM MICRO TRANSMITTER 100-108MHz, VARICAP TUNED, COMPLETE WITH VERY SENS PET MIC, RANGE 100-300m, SIZE 56 x 46mm. SUPPLY 9V BATTERY. PRICE £8.90 - £1.00 P&P



PHOTO: 3W FM TRANSMITTER

B.K. ELECTRONICS

UNITS 1 & 5 COMET WAY, SOUTHEND-ON-SEA,
ESSEX. SS2 6TR.
Tel.: 0702-527572 Fax.: 0702-420243

POSTAL CHARGES PER ORDER £1.00 MINIMUM. OFFICIAL ORDERS FROM SCHOOLS, COLLEGES, GOVT. BODIES, PLCs ETC. PRICES INCLUSIVE OF V.A.T. SALES COUNTER. VISA AND ACCESS ACCEPTED BY POST, PHONE OR FAX.



CITIZEN

ALWAYS A GOOD IDEA

Silica presents some great offers on the award winning range of high quality matrix printers from Citizen. Each Citizen printer is built in the UK to exacting standards, ensuring superb reliability and output. Our confidence in Citizen's quality is such that we are pleased to include a 2 year guarantee with every printer. Plus, if you buy a Citizen printer from us, we will give you the Silica Systems Printer Starter Kit (worth £29.38), **FREE OF CHARGE!**

- FREE DELIVERY**
Next Day - Anywhere in the UK mainland
- FREE STARTER KIT**
Worth £29.38 - With every Citizen printer from Silica.
- 2 YEAR WARRANTY**
Silica offer a 2 year warranty (including the printer head) with every Citizen printer from Silica.
- WINDOWS 3.0**
Free Windows 3.0 driver.
Included with the Silica Starter Kit.
- FREE COLOUR KIT**
With every Swift 9 and Swift 24e printer.
- FREE HELPLINE**
Technical support helpline open during office hours.
- MADE IN THE UK**
Citizen printers are manufactured to high standards

DOT MATRIX & NOTEBOOK PRINTERS



9 PIN PRINTER

144 CPS **80 COLUMN**

- Citizen 120D+ - 9 pin - 80 column
- 144cps Draft, 30cps NLO
- 4K Printer Buffer + 2 Fonts
- Parallel Interface as Standard
- Graphics Resolution: 240x240dpi
- Epson and IBM Emulation
- Pull tractor & bottom feed
- FREE Silica Printer Starter Kit

RRP: £199
STARTER KIT: £25

TOTAL RRP: £224
SAVING: £95
SILICA PRICE: £129

SERIAL INTERFACE OPTION
The 1200 printer is available with a serial interface for £139 + VAT.
Ref: PRI 2125 - £163.33 inc VAT

£129

+VAT=£151.58 ref: PRI 2120

9 PIN PRINTERS

192 CPS **80 COLUMN**

- Citizen Swift 9 - 9 pin - 80 column
- 192cps Draft, 48cps NLO
- 8K Printer Buffer + 3 Fonts
- Parallel Interface
- Graphics Resolution: 240x240dpi
- Epson and IBM Emulation
- FREE Colour Kit
- FREE Silica Printer Starter Kit

RRP: £139
COLOUR KIT: £38
STARTER KIT: £25

TOTAL RRP: £202
SAVING: £123

SILICA PRICE: £179

+VAT=£222.08 ref: PRI 2209

192 CPS **136 COLUMN**

- Citizen Swift 9x - 9 pin - 136 column
- 192cps Draft, 48cps NLO
- 8K Printer Buffer + 3 Fonts
- Parallel Interface
- Graphics Resolution: 240x240dpi
- Epson and IBM Emulation
- A3 landscape printing
- FREE Colour Kit
- FREE Silica Printer Starter Kit

RRP: £329
STARTER KIT: £25

TOTAL RRP: £354
SAVING: £105

SILICA PRICE: £249

+VAT=£292.58 ref: PRI 2359

24 PIN PRINTERS

216 CPS **80 COLUMN**

- Citizen Swift 24e - 24 pin - 80 column
- 216cps Draft, 72cps LQ
- 8K Printer Buffer + 6 Fonts
- Parallel Interface
- Graphics Resolution: 360x360dpi
- Epson, IBM & NEC P6+ Emulation
- FREE Colour Kit
- FREE Silica Printer Starter Kit

RRP: £365
COLOUR KIT: £38
STARTER KIT: £25

TOTAL RRP: £428
SAVING: £169

SILICA PRICE: £259

+VAT=£304.33 ref: PRI 2534

192 CPS **80 COLUMN**

- Citizen 224 - 24 pin - 80 column
- 192cps Draft, 64cps LQ
- 8K Printer Buffer + 2 Fonts
- Parallel Interface
- Graphics Resolution: 360x360dpi
- Epson and IBM Emulation
- Colour Option Available
- FREE Silica Printer Starter Kit

RRP: £269
STARTER KIT: £25

TOTAL RRP: £294
SAVING: £95

SILICA PRICE: £199

+VAT=£233.83 ref: PRI 2484

NOTEBOOK PRINTER **24 PIN PRINTER**

64 CPS **80 COLUMN**

- Citizen PN40 Notebook Printer
- Non-impact Printing On Plain Paper
- LASER QUALITY - 64cps
- 4K Printer Buffer + 2 Fonts
- Rear and Bottom Paper Loading
- Parallel Interface
- Graphics Resolution: 360x360dpi
- Epson, IBM, NEC P6 & Citizen Emulations
- Power: Mains, Battery or Car Adaptor
- FREE Silica Printer Starter Kit

RRP: £325
STARTER KIT: £25

TOTAL RRP: £350
SAVING: £101

SILICA PRICE: £249

+VAT=£292.58 ref: PRI 2100

192 CPS **136 COLUMN**

- Citizen Swift 24x - 24 pin - 136 column
- 192cps Draft, 64cps LQ
- 8K Printer Buffer + 4 Fonts
- Parallel Interface
- Graphics Resolution: 360x360dpi
- Epson, IBM and NEC P6 Emulation
- A3 landscape printing - FREE Colour Kit
- FREE Silica Printer Starter Kit

RRP: £489
STARTER KIT: £25

TOTAL RRP: £514
SAVING: £165

SILICA PRICE: £349

+VAT=£410.08 ref: PRI 2574

24 PIN PRINTER

GOLD AWARD
Best Budget Printer 1990
Micro Decision

- Citizen 124D - 24 pin - 80 col
- 144cps Draft, 48cps LQ
- 8K Printer Buffer + 2 Fonts
- Parallel Interface
- Graphics Res: 360x360dpi
- Epson and IBM Emulation
- FREE Silica Printer Starter Kit

RRP: £249
STARTER KIT: £25

TOTAL RRP: £274
SAVING: £105

SILICA PRICE: £169

+VAT=£198.56 ref: PRI 2534

ACCESSORIES STARTER KIT

SHEET FEEDERS

PRA 1200 1200 £71.38
PRA 1215 1240/224 Sw9/24/24e £88.70
PRA 1228 1240/224 Sw9/24/24e £42.00

SERIAL INTERFACES

PRA 1189 120D+ £56.45
PRA 1208 1240/224 Swift 9 £32.25
PRA 1709 Swift 9/124e £26.38

32K MEMORY EXPN

PRA 1753 1240/224 Swift 24/24e £13.10

PRINTER STAND

PRA 1242 1240/224 Sw9/24/24e £24.03
PRA 1274 Swift 9/24e £30.66

ORIGINAL RIBBONS

RIB 3520 1200/5 Swift 9 Black £2.91
RIB 3949 Swift 9/124e Black £7.15
RIB 3924 1240/224 Sw24/24e Black £4.20
RIB 3936 Swift 9/24/24e Colour £15.63
RIB 3248 PH48 Single Strike £3.61
RIB 3348 PH48 Multi Strike £3.61

COLOUR KITS

PRA 1236 Swift 9/24/24e £35.25
PRA 1240 Swift 9/24e £35.25

PN48 ACCESSORIES

PRA 1148 PH48 Battery £51.70
PRA 1155 PH48 Cable Extn £1.80
PRA 1162 PH48 Car Adaptor £1.80

All prices include VAT and Free delivery.

FREE!

Worth: £25 +VAT=£29.38

To get you up and running with your new printer from Silica:

- 3 1/2" Disk - Amiga & ST Drivers
- 3 1/2" Disk - Drivers for Windows 3
- 2 Metre Parallel Printer Cable
- 200 Sheets of Continuous Labels
- 100 Continuous Address Labels
- 5 Continuous Envelopes

If you already own a printer, and would like to buy a lot, you may order one (ref: KIT 5500) for £24.95 - £5 off RRP!

SILICA SYSTEMS OFFER YOU

- **FREE OVERNIGHT DELIVERY:** On all hardware orders shipped in the UK mainland.
- **TECHNICAL SUPPORT HELPLINE:** Team of technical experts at your service.
- **PRICE MATCH:** We normally match competitors on a "Same product - Same price" basis.
- **ESTABLISHED 12 YEARS:** Proven track record in professional computer sales.
- **BUSINESS + EDUCATION + GOVERNMENT:** Volume discounts available for large orders.
- **SHOWROOMS:** Demonstration and training facilities at our London & Sidcup branches.
- **THE FULL STOCK RANGE:** All of your requirements from one supplier.
- **FREE CATALOGUES:** Will be mailed to you with offers and software/peripheral details.
- **PAYMENT:** By cash, cheque and all major credit cards.

Before you decide when to buy your new printer, we suggest you think very carefully about WHERE you buy it. Consider what it will be like a few months after you have made your purchase, when you may require additional peripherals or software, or help and advice. And, will the company you buy from contact you with details of new products? At Silica Systems, we ensure that you will have nothing to worry about. We have been established for over 12 years and, with our unrivalled experience and expertise, we can now claim to meet our customers requirements with an understanding which is second to none. But don't just take our word for it. Complete and return the coupon now for our latest Free literature and begin to experience the "Silica Systems Service".

MAIL ORDER HOTLINE
081-309 1111

SILICA SYSTEMS

MAIL ORDER: 1-4 The Mews, Hatherley Rd, Sidcup, Kent, DA14 4DX Tel: 081-309 1111
Order Lines Open: Mon-Sat 9.00am-6.00pm No Late Night Opening Fax No: 081-308 0606

LONDON SHOP: 52 Tottenham Court Road, London, W1P 0BA Tel: 071-560 4000
Opening Hours: Mon-Sat 9.30am-6.00pm No Late Night Opening Fax No: 071-323 4737

LONDON SHOP: Selfridges (1st Floor), Oxford Street, London, W1A 1AB Tel: 071-629 1234
Opening Hours: Mon-Sat 9.30am-6.00pm Late Night: Thursday until 8pm Extension: 3914

SIDCUP SHOP: 1-4 The Mews, Hatherley Rd, Sidcup, Kent, DA14 4DX Tel: 081-302 8811
Opening Hours: Mon-Sat 9.00am-5.30pm Late Night: Friday until 7pm Fax No: 081-309 0017

To: Silica Systems, Dept PRNOW-1291-55, 1-4 The Mews, Hatherley Rd, Sidcup, Kent, DA14 4DX

PLEASE SEND A CITIZEN COLOUR CATALOGUE

Mr/Mrs/Ms: Initials: Surname:

Address:

..... Postcode:

Tel (Home): Tel (Work):

Company Name (if applicable):

Which computer(s), if any, do you own?

55C

£/OE - Advertised prices and specifications may change - Please return the coupon for the latest information