

PRACTICAL

*Issue 29 Issues Also*

<sup>WZ</sup> APRIL 1989 • £1.25

# ELECTRONICS

SCIENCE & TECHNOLOGY

## HOME AUTOMATION

User-friendly technology revolution

### BUILD A COMPUTER MULTIPOINT!

and let the data world flow in and out

### DIY-ING DIGITAL ELECTRONICS

Registering logical characters

### SATELLITES -THE ESSENTIALS

Grasp the hi-tech mechanics!



## HI-TECH TIMING

Does the universe tick on time?

# New REALISTIC® PORTABLE SCANNING RECEIVER

- Frequency Synthesized - No Crystals To Buy
- 68-88 MHz VHF-Lo
- 108-136 MHz (AM) Aircraft
- 136.005-174 MHz VHF-Hi
- 380-512 MHz UHF
- 806-960 MHz

**Realistic Pro-34.** Catch all the action on this hand-held programmable scanner. Features extended frequency coverage, including the new 800 MHz band! Scan up to 200 channels in 10 bands or search for new bands. Store frequencies in a special monitor band for one-key transfer to permanent memory. Lock-out key temporarily bypasses unwanted channels.

## The Key To Better Listening

Also features large LCD display showing channels and frequencies being scanned, monitored or programmed and has a switchable backlight for night viewing. Squelch control, built-in speaker, 1/8" earphone socket, flexible aerial and belt-clip. Includes BNC jack for adding external aerial.

# Tandy®

*Tune in to Tandy TODAY!*

Over 400 Stores  
And Dealers Nationwide  
Prices may vary at Dealers. Offers subject to availability.  
Tandy, Tandy Centre, Leamore Lane,  
Walsall, West Midlands. WS2 7PS



Realistic PRO-34 £249.95.  
Cat. No. 20-9135



# PRACTICAL ELECTRONICS

VOL 25 NO 4

APRIL 1989

## CONTENTS

### LCD TV COMPETITION

#### **THE WINNERS. ....61**

*No more nail-biting, NOW you can find out if you're one of three lucky readers to win an lcd colour tv! And there are some other interesting results shown too.*

### CONSTRUCTIONAL PROJECTS

#### **PC MULTIPOINT by Philip Small .....12**

*Amstrad and PC users awake! Open up more ports and let the world flow in and out on eight-line dual analogue and digital data paths.*

#### **DIGITAL ELECTRONICS - Computer logic by Owen Bishop.....35**

*Why do D-type flips flop? Could it be there are shifty characters latching-on who don't have the write to read the register?*

### SPECIAL FEATURES

#### **HOME AUTOMATION by John Becker .....19**

*No longer is domestic robotics solely the realm of the enthusiastic amateur. A multi-billion pound venture is underway, led by the world's leading manufacturers. It is not idle speculation, but a development having an impact here and now, and with more to come!*

#### **SATELLITES - Spacecraft Launching by Tom Ivall.....27**

*Astra's Sky is already on the Box, BSB is imminent. Forget the beamed down viewing options for a moment and find out more about eccentric celestial mechanics!*

#### **SEMICONDUCTORS - Part 15 by Andrew Armstrong .....41**

*To keep signals healthy you need to treat them carefully. An additive or two to their feed-lines keeps sinewaves bouncing and dcs directly motivated.*

#### **HI-TECH TIMING by Anthony H. Smith .....48**

*How ephemeral is the ephemeralis second? Very - nothing in nature runs to a definitive clock, though caesium atoms come close to it, if you monitor enough of them.*

### REGULAR FEATURES

#### **EDITORIAL by John Becker - Domotic technology .....9**

#### **LEADING EDGE by Barry Fox - the Giga-sat Touche .....8**

#### **SPACEWATCH by Dr Patrick Moore - solar overview .....46**

#### **INDUSTRY NOTEBOOK by Tom Ivall - patching the body ....57**

### PRODUCT FEATURES

#### **MARKETPLACE - what's new, where and when .....4**



#### **ARMCHAIR BOOKSHOP - more titles in our new book list .....58**

#### **PCB SERVICE - professional PCBs for PE Projects .....60**

#### **BAZAAR - Readers' FREE advertising service .....56**

#### **ADVERTISERS' INDEX - locating favourite stockists .....62**

**PE TAKES TECHNOLOGY  
FURTHER - BE PART OF IT!**



## NEXT MONTH

Have we got news for you? Yes indeed - next month PE will look even better and brighter. We're nearing our 25th birthday and to prepare for it we've got the decorators in! And we shall be asking for your help in deciding how your favourite magazine should look as we approach the 1990s. There's the customary great mix of projects and features too, plus another fabulous competition to enter!

★ **DON'T MISS OUR  
MAY 1989 ISSUE**

★ **ON SALE FROM  
FRIDAY APRIL 7TH**

★ **AND STILL AT ONLY  
£1.25**

★ **YOU CAN'T BEAT  
OUR VALUE**

## WHAT'S NEW



### Canon Stills Video

A new compact High-band still video system has been launched by Canon with many applications, particularly in the areas of audio visual presentations. The NTSC-compatible system comprises the RC-470 fully automatic compact still video camera, the RV-301 video player, and a new colour video printer is also available, the RP-420.

The RC-470 is a light weight autofocus camera capable of a fast 20 images-per-second operation using a half-inch CCD with 360,000 pixels and a video resolution of 400 lines both horizontally and vertically for high quality pictures. In frame mode, the camera can record up to 25 images on video floppy disk in optimum quality, with each image using two tracks, while 50 images can be recorded in field mode in situations where use of the

maximum number of images is more important. The disks can either be stored or erased for re-use.

A bright bifocal lens offers a choice of 9mm wide or 16mm tele (equivalent to 48mm and 86mm camera), and automatic functions include exposure control, backlight compensation, and variable built-in flash.

Images on the floppy disk can be viewed on an NTSC tv screen or monitor by inserting it in the RV-301 video player, and output can also be recorded on any compatible video deck. For fast colour printing of images from any NTSC video source, including still video, the RP-420 colour video printer offers a variety of formats by a colour ink/film thermotransfer method.

**CONTACT:** Canon (UK) Ltd., Canon House, Manor Road, Wallington, Surrey, SM6 0AJ. Tel: 01-773 3173

### How Green Is Your Battery?

If you're switched on to environmental issues you may want to switch to the powerful new Philips Greenline range of mercury-free batteries.

As well as being friendlier to the environment these batteries have a 10% longer life than their "Super" batteries. They are produced in three sizes - R20G, R14G and R6G and available immediately from battery retailers.



"Mercury is a strong environmental issue in Europe and although the mercury content in our zinc-carbon batteries was always low, it has now been reduced to zero," explained Peter Croker, marketing manager, Philips Consumer Lighting.

Greenline are interchangeable with normal batteries so have a wide variety of uses from alarm clocks to toys and are particularly useful for "high drain" equipment such as personal stereos and radios. Philips claim that under normal use they are 100% leakproof.

The introduction of these batteries

to the UK follows closely upon the immediate success of the new range in Germany where 'green' issues are also widely supported and Greenline batteries are the leading mercury-free brand.

**CONTACT:** Publicis Ltd., 67 Brompton Road, London, SW3 1EF. Tel: 01-823 9000



We have recently received the following catalogues and literature:

**Five Star Connectors** (a division of STC) have produced a new 446 page A5 catalogue covering a comprehensive range of connectors from 16 of the world's leading manufacturers. It's easy to use format makes it essential reading for anybody buying connectors. **Five Star Connectors**, Edinburgh Way, Harlow, Essex, CM20 2DF. 0279 442851.

**Fane** are well known for the quality of their loudspeakers and their new 52 page brochure well illustrates speaker enclosure design and construction. Its schematic drawings will also be of interest to anyone wishing to build their own enclosures. **Fane Acoustics Ltd.**, 286 Bradford Road, Batley, W.Yorks, WF17 5PW. Batley 476431.

**D and M Components'** computer listing of their product range has been received - 14 pages of parts of interest to any constructor. D & M will also do their best to obtain specialist components to order, they have a bulk purchase offer, and a discount scheme for electronics club members. **D and M Component Supply Service**, 2 Glentworth Avenue, Whitmore Park, Coventry, W.Mids, CV6 2HW. 0203 333195.

**Unitel** have extended their range of ferrite products and issued a new 8 page catalogue which additionally features a useful applications guide. **Unitel Ltd**, Unitel House, Fishers Green Road, Stevenage, Herts, SG1 2PT. 0438 312393.



### 'Allo 'Allo

Listen very closely, I shall say this only once:

You might think that in calling its latest product a universal calibrator, the French company Aoiip is pitching its claims too high.

Yet in fact there is very little the PJN 5208 cannot do in the way of monitoring, testing and calibrating other measuring instruments. For a start, you can use it to measure resistance, or voltage from 50mV up to 50V, and current with a 50mA range setting. It is also capable of

simulating a resistor or generating dc voltage and current signals.


Then it has an equally wide range of functions for measuring temperature using thermocouples and resistance sensors. And there is a corresponding facility for simulating the behaviour of temperature sensors.

Standard features include a 24-key keypad, an alphanumeric lcd display, and power from rechargeable batteries. As an option, you can add a memory capacity for storing up to 1,000 readings and an RS232 link which allows you to download stored values to a microcomputer. The memory can be used for holding 100 preset simulation values or calibration points.

Aoiip has designed the unit for maximum portability, making it particularly suitable for use in the field with remote measuring instruments.

It's probably even suitable for testing Knockwurst sausages! **CONTACT:** Julian Wainwright, Hawco Ltd., Hawco House, Cathedral Hill Industrial Estate, Guildford, Surrey, GU2 5YD. Tel: 0483 60606





## Ironing Out Hot-spots

Greenwood Electronics have introduced a new version of their highly-successful electronically-controlled Oryx Platinum 45 mains iron.

While still offering such advanced features as spike-free switching and proportional control electronics, a radical redesign now relocates the warmer parts of the control circuit to the base of the safety stand. Not only does this eliminate heat from the handle, it also reduces the weight of the iron and enables the platinum sensor to concentrate on measuring

the heating element without having to compensate for other hot spots. This leads to far greater accuracy of temperature control – now to within just 2%.

The solid-state electronic control system has been designed for conditions where stability, reliability and mechanical strength are prime requirements. The 45W iron is available in 24V, 115V and 220-240V versions and is now supplied with a safety stand at no extra cost.

**CONTACT:** Greenwood Electronics, Portman Road, Reading, Berkshire, RG3 1NE, England. Tel: 0734 595843


## Double Hyding

The new Boplast Plus housing from enclosure specialists West Hyde has two separate compartments, one for the electronics and a smaller one with its own lid for the terminations.

This compact housing has been developed from the best-selling Boplast range of sealed plastic enclosures. The case is moulded in light grey ABS and has a neoprene rubber gasket in each lid, providing a dustproof and hoseproof seal. The lid of the main compartment may be either light grey or clear material; alternatively a recessed type provides a degree of mechanical protection for displays and controls.

Both lids are secured by means of captive, stainless steel screws. Mounting bosses with M3 brass inserts and provided in the base, and a pcb may extend through into the smaller compartment. A set of four wall mounting brackets is available separately.

**CONTACT:** West Hyde Developments Limited, Unit 9, Park Street Industrial Estate, Aylesbury, Bucks, HP20 1ET. Tel: 0296 20441.



## Telecom-puters

British Telecom have launched a new family of powerful business computers of its own design and manufacture, with sales prospects of £200 million during the next few years.

The new machines, known as the M6000 series, use a Unix operating system. They are able to interwork with many existing machines from other suppliers. This will give users rapid access to up-to-date information stored on computers sited elsewhere – whether in the same building or on the other side of the globe.

In addition, they will have the power of the M6000 processors at their fingertips for the full range of administrative and business activities such as integrated office automation, word processing, spreadsheets, database access, electronic mail, graphics, telex management, personal organiser, and desk calculator.

The M6000 machines have been designed by British Telecom and are made in its Fulcrum factories in Birmingham.

Commenting on the new machines, Mr. John McMonigall, Managing Director Operations, of British Telecom's Communications Systems Division, said: "Our M6000 computers are yet another indication that British Telecom is steadily implementing its strategic intention of becoming a major player in the information services market place.

**CONTACT:** British Telecom Centre, Floor A3, 81 Newgate Street, London, EC1A 7AJ. Tel: 01-726 4444



## COUNTDOWN

*If you are organising any event to do with electronics, big or small, drop us a line – we shall be glad to include it here.*

**Please note:** Some events listed here may be trade or restricted category only. Also, we cannot guarantee information accuracy, so check details with the organisers before setting out.

**Mar. 14-16.** EPOS North 89. Seminar and exhibition of retail information systems. Armitage Centre, Manchester. RMDP. 0273 722687.

**Mar. 21-22.** Instrumentation Bristol. Crest Hotel, Filton, Bristol. 0822 614671.

**Mar. 21-23.** Corporate Electronic Publishing Systems. Exhibition and conference. Olympia 2, London. 01-891 5051.

**Apr. 4-6.** Scottish Computer Show. Scottish Exhibition Centre, Glasgow. 061 832 4242.

**Apr. 5-6.** Laboratory Science and Technology Show, Kelsey Kerridge, Cambridge. 0799 26699.

**Apr. 11-13** Portable Computing and Data Capture 89. Conference and exhibition. Rivermead, Reading. RMDP. 0273 722687.

**Apr. 25-27.** British Electronics Week. Olympia. 0799 26699.

**May 8-10.** Eurobus 89 – German Conference. Munich Sheraton Hotel, Munich. 01-940 4625.

**May 9-12.** Automan. Robotics and automation exhibition. NEC, Birmingham. 01-891 5051.

**May 31-Jun 2.** Computer Training Show. Olympia 2, London. 01-486 1951.

**Jun. 5-9.** Lasers, Optoelectronics, Microwaves. 9th International Trade Fair and Congress. Munich Fair Centre. 01-948 5166.

**Jun. 6-8.** Computer North. G-Mex, Manchester. 061 832 4242.

**Jun. 13-15.** Software Tools 89. Wembley Conference Centre. 01-868 4466.

**Jun. 14-15.** Instrumentation Scotland. The Forum, Livingstone. 0822 614671.

**Jul. 10-13.** EWEC '89. European wind energy conference and exhibition. Scottish Conference and Exhibition Centre, Glasgow. No reference tel. known.

**Aug. 25-Sep 3.** International Audio and Video Fair. Berlin.

**Sep. 4-6.** Eurobus 89 – UK Conference. Novotel Hotel, London. 01-940 4625.

**Sep. 12-15.** EPOS 89. The World's largest exhibition of retail information systems. Alexandra Palace, London. RMDP. 0273 722687.

**Oct. 16-20.** Systems, Computers and Communications. 11th International Trade Fair and Congress. Munich Trade Fair Centre. 01-948 5166.

**Oct. 24-26.** Sensors and Systems – International Transducer Exhibition and Conference. Wembley Conference Centre. 0822 614671.

**Nov. 7-11.** Productronica. 8th International Trade Fair for Electronics Production. Munich Trade Fair Centre. 01-948 5166.



## Reaching Asic Giraffe

Cobin Crane of Quantel won this state-of-the-art autodiagnostic giraffe at the recent Custom Electronics Show in London. Housed in a four-legged package for easy mounting, the giraffe was raffled by Hitachi, which has recently run a highly successful advertising campaign featuring a giraffe and the slogan 'Hitachi puts ASIC technology within reach'.

Autodiagnosis, a unique feature of Hitachi's cmos and bmos gate arrays, is a development tool that greatly reduces the time required to achieve reliable designs with fault coverages in excess of 95%. The technique involves adding automatically designed test circuitry to the array, followed by automatic test pattern generation.

Shown in the picture, from left to right, are Steve Dubber (Account Manager, Hitachi), Robin Crane (Project Manager, Quantel) and Simon Gray (Product Marketing Engineer, Hitachi).

For further information  
**CONTACT:** Sue Jenner, Hitachi Europe Ltd., Electronic Components Division, 21 Upton Road, Watford, Herts, WD1 7TB. Tel: 0923 246488

## Commanding Full House

The Winter Consumer Electronic Show, major US showcase for electronic products, was this year held in Las Vegas from 7th until 11th January. The show embraced personal computers, TVs, videos, stereos, robotics and other consumer electronic products.

It was held at four different locations in this gambling capital of the world and according to the show spokesman, nearly 1,500 exhibitors from the US and abroad and spread their products covering an area of 17 football (American!) pitches. All major companies were represented. The total attendance over four days was 100,000 visitors.

The main theme at this year's CES was the automation of the home. Several US exhibitors at the show

proposed that all electrical appliances in the near future should have a special connector called CeBus, which would act like an RS232 serial port interface on computers. CeBus socket would enable domestic appliances to be connected to each other and also, by using a command language similar to BASIC, to be controlled by computers.

It's clear from shows like this, as well as the London conference on which we report on page 12, that internationally, manufacturers believe domestic automation is no gamble.

## Young Women Engineer Award

Susan Holbrook, age 27, a Telecommunications Engineer from Gomersal, West Yorkshire, has won the 1988 Young Woman Engineer of the Year Award. At a recent ceremony in London, The Rt Hon Kenneth Baker MP, Secretary of State for Education and Science, presented her with the prize of £250 and an inscribed rose bowl. Two special awards of £100 each were presented to Kathryn Maund, age 27, a Research and Development Engineer from Northolt, Middlesex, and Carol Smith, 24, an Electrical Designer from Warrington, Cheshire, the joint runners-up in this nationwide competition.

Sponsored by The Caroline Haslett Memorial Trust (CHMT) and The Institution of Electrical and Electronics Incorporated Engineers (IEEIE), this Award - formerly The Girl Technician Engineer of the Year Award and now in its eleventh year - focuses attention on electrical and electronic engineering as a worthwhile professional career for women, and highlights the role of the Incorporated Engineer.

**CONTACT:** John Channell, IEEIE, Savoy Hill House, Savoy Hill, London, WC2R 0BS. Tel: 01-836 3357

## Biotech

Zola McMalcolm's Biochromatic Electronics parable of PE April 88 would appear to be taking on greater reality - Macmillan have published three new reference works on biotechnology. They are the International Biotechnology Directory 1989, the Biotechnology Guide USA, and Biotechnology in Singapore, South Korea and Taiwan. They cost £85, £80 and £45 respectively, plus £2 post per book, and are available from Globe Book Services Ltd, Stockton House, 1 Melbourne Place, London WC2B 4LF. Tel 01-379 4687.

*P.S. If anyone is hoping to find an update on Zola McMalcolm's work to commemorate the April Anniversary, so sorry but space has precluded it!*

Ed.

## Yeda Awards 1989

Now officially launched, the 1989 Young Electronic Designer Awards scheme has won the enthusiastic backing of the Confederation of British Industry and renewed sponsorship from leading semiconductor and computer manufacturers Texas Instruments Ltd, and electronics distributors Cirkuit Holdings plc.

Commenting on the YEDA Scheme, CBI director general John Banham said, "As we move into the 21st century British business faces ever growing international competition. If we are to succeed it is vital that we ensure today's young people - tomorrow's workforce - not only have the necessary technical and commercial skills, but also a sense of the excitement and challenge of developing a product or service which will meet a market need. Over the last five years the YEDA scheme has made a most impressive contribution to doing just this, by encouraging young people to combine their technical skills creatively with an appreciation of the commercial demands of the marketplace. I have no hesitation in commending this initiative and wishing it continued success."

The basic challenge of the scheme is for students to produce an electronic device of their own which is original, effective and has a useful application in everyday life. YEDA

seeks to encourage young people to recognise areas in which innovative electronics could be of benefit and to carry the matter through from initial concept to marketable commodity. Thus, preparation requires not only theoretical knowledge but the development of commercial awareness.

A prestigious trophy and valuable cash prizes are presented to the winners in each category and in the senior age group there are the prospects of a job in electronics and course sponsorship.

Each school or college with one or more entrants reaching the regional judging stages in May qualifies for a special award of useful electronic equipment from Cirkuit, whilst a desktop publishing system valued at around £10,000 will be given by Texas Instruments to the educational establishment producing the project with most commercial potential. Every finalist wins a personal prize, as do their teachers.

The 1989 finals will be held next June/July in London followed by an awards luncheon attended by finalists, their tutors and parents, representatives from the world of commerce, industry, education and the press.

For further information **CONTACT:** The YEDA Trust, 24 London Road, Horsham, West Sussex, RH12 1AY. Tel: 0403 211048

## PROFESSIONAL SURVEILLANCE EQUIPMENT KITS

A RANGE OF HIGH QUALITY KITS AS SUPPLIED TO LEADING UK SECURITY COMPANIES. ALL KITS COME FULLY DOCUMENTED WITH CONCISE ASSEMBLY AND SETTING-UP DETAILS. FIBRE GLASS PCB AND ALL COMPONENTS. PLEASE ADD £1.50 TO COVER P&P. ALL UNITS AVAILABLE READY BUILT, DETAILS IN CATALOGUE.

MTX

Micro-miniature VHF transmitter. The smallest kit on the market measuring an incredible 17mm x 17mm including on-board mic. Super sensitive. Fully tuneable over FM band. 9V operation with range up to 1000m £10.95

VOX76

Voice-activated transmitter. Variable sensitivity trigger level switches transmitter on when sounds are detected. Stays on for time delay variable between 1-20 sec. Fully tuneable output covers all FM band. Very sensitive and low standby current through CMOS circuitry. 9V operation. Range up to 1000m. Measures 30mm x 40mm £15.95

VT800

High power version of the MTX with on-board PA stage providing 250mW of RF. Measures just 20mm x 40mm, power requirements 9-15V. Excellent sensitivity and stability. Fully tuneable over FM band. Ranges over 3000m can be expected £12.95

CTX900

Sub-carrier scrambled transmitter. Audio is double modulated providing very secure transmissions. Any unauthorised listener will not be able to demodulate signal without DSX900 Decoder unit. Fully tuneable output covering FM band. 9V operation. Range up to 1000m. Measures 30mm x 40mm £18.95

DSX 900

Decoder unit for CTX900. Connects to earphone output of receiver to descramble signal from CTX900 output to headphones. 9-12V operation. Measures 35mm x 50mm £17.95

TLX700

Micro size telephone transmitter. Connects onto line at any point and requires no batteries. Clearly transmits both sides of conversations on both incoming and outgoing calls. Undetectable by phone users. Fully tuneable output covering FM band. Range up to 1000. Measures just 20mm x 20mm £9.95

ATR2

Micro size telephone recording unit. Connects onto line at any point and connects into ANY normal cassette recorder having MIC and REM sockets. Requires no batteries. Switches recorder on silently when phone is used for incoming or outgoing calls, switches off when phone replaced. Clearly records both sides of conversations. Undetectable by phone user. Measures 10mm x 35mm £10.95

XML900

RF Bug Detector/Locator. Wide band input circuitry detects presence of RF field and triggers flashing LED and piezo bleeper. Variable sensitivity enables source of transmission to be pinpointed to within 6 inches. Max sensitivity will detect MTX or similar transmitter at around 15-20 feet. 9V operation. Measures 55mm x 55mm £21.95

**SUMA DESIGNS (Dept. EE), THE WORKSHOPS 95 MAIN ROAD, BAXTERLEY, Nr ATHERSTONE, WARKS CV9 2LE. TEL 0827 714476**

Send 28p stamp for new 1989 Catalogue including crystal transmitters, mains transmitters, surveillance receivers etc. **PHONE ORDERS ON ACCESS OR AMEX ACCEPTED. Tel 0827 714476**



## ELMASET INSTRUMENT CASE

300 x 133 x 217mm deep £10 ea (£2.20)

## REGULATORS

LM317T PLASTIC T0220 variable £1  
LM317 METAL £2.20  
7812 METAL 12V 1A £1  
7805/12/15/24V plastic 45p 100+20p 1000+15p  
7905/12/15/24 plastic 45p 100+20p 1000+15p  
CA3085 T099 variable reg 2/£1  
LM338 5A VARIABLE £5

## COMPUTER ICs

IM6402 UART £3  
8086 processor equipment £2  
USED 41256-15 £4.20  
4164-15 ex equipment £1  
9 x 41256-15 SIMM MODULE NEW £36  
41256-10 SURFACE MOUNT EX NEW BOARDS £4  
HD146818 CLOCK IC £2  
2864 EEPROM £6  
27128A 250ns EPROM NEW £3.20  
1770 FLOPPY DISC CONTROLLER CHIP £10  
68008 PROCESSOR EX-EQPT £5  
ALL USED EPROMS ERASED AND BLANK CHECKED CAN BE PROGRAMMED IF DESIRED.  
2764-30 USED £2  
2716-45 USED £2 100/£1  
2732-45 USED £2 100/£1  
2764-30 USED £2 100/£1.60  
27128-25/30 USED £2.50  
27C256-30 USED £3  
1702 EPROM EX EQPT £5  
2114 EX EQPT 60p 4116 EX EQPT 70p  
6264-15 8k static ram £6  
4416 RAM £3.50  
ZN427E-8 £3.50  
ZN428E-8 £3.50

## CRYSTAL OSCILLATOR

1.8342 MHz 2/£1

## CRYSTALS

2.77 MHz/4.9152 MHz/49.504MHz £1 each

## TRANSISTORS

BC107, BCY70 PREFORMED LEADS  
full spec £1 £4/100 £30/1000  
BC557, BC548B 30/£1 £3.50/100

## SIL RESISTOR NETWORKS

8 PIN 10k 22k 5/£1  
9 PIN 22k 5/£1  
10 PIN 68R 180R 22k 5/£1

## POWER TRANSISTORS

OC35 (Marked CV7084) £1  
POWER FET IRF9531 8A 60V 2/£1  
2SC1520 sim BF259 3/£1 100/£22  
TIP141/2 £1 ea TIP112/125/42B 2/£1  
TIP35B TIP35C £1.50  
SE9301 100V 10A DARL. SIM TIP121 2/£1  
2N3055 EX EQPT TESTED 4/£1  
PLASTIC 3055 OR 2955 equiv 50p 100/£35  
2N3773 NPN 25A 160V £1.80 10/£16  
BD132 5/£1

## QUARTZ HALOGEN LAMPS

A1/216 24V 150 WATTS £2.25  
H1 12V 50W (CAR SPOT) £1.50

## NICKEL CADMIUM BATTERIES

7.2 volts 1.8 A/hr. C CELLS IN PACKS OF 6 £5 p&p £1  
ZIF SOCKETS 2/£1.50  
TEXT TOOL single in line 32 way. Can be ganged (coupling supplied) for use with any dual in line devices.

## LARGE ELECTROLYTIC CAPACITORS COMPUTER GRADE

300uF 350V SIC SAFCO FELSIC 037 £6 (£1.50)  
2200uF 160V SIC SAFCO FELSIC CO38 £4 (£1.20)

## TURNS COUNTING DIALS FOR MULTI TURN POTENTIOMETERS

15 turn dial 21mm dia. fits 0.25" spindle £2.50  
10 turn dial 21 mm dia. fits 3mm spindle £2  
10 turn digital dial (3 digits) for 3mm or 6mm shaft £3.50  
10 turn clock face dial for 6mm spindle £4  
6mm bushes can be drilled to fit 0.25" spindles

## MISCELLANEOUS

HUMIDITY SWITCH ADJUSTABLE £2  
WIRE ENDED FUSES 0.25A 30/£1  
NEW ULTRASONIC TRANSDUCERS 40kHz £1.50 pair  
12 CORE CABLE OVERALL SCREEN £1/3 metres  
POWERFUL SMALL CYLINDRICAL MAGNETS 3/£1  
OP AMP LM10CLN £2.90  
BNC 50 OHM SCREENED CHASSIS SOCKET 3/£1  
BNC TO CROC CLIPS LEAD 1 metre £1  
MOULDED INDUCTOR 470µH

size of a 1 watt film resistor  
TO-220 HEAT SINK sim RS 403-162 10/£2.50  
SMALL MICROWAVE DIODES AEI DC1028A 2/£1  
D.I.L. SWITCHES 10 WAY £1 8 WAY 80p 4/5/6 WAY 50p  
180 volt 1 watt ZENERS also 12v & 75v 20/£1  
OLIVETTI LOGOS CALCULATOR KEYBOARD (27 KEY) PLUS 12 DIGIT FLUORESCENT DISPLAY ON DRIVER BOARD (i.e. CALCULATOR LESS CASE, TRANSFORMER AND PRINTER) £1.30

PLASTIC EQUIPMENT CASE 9 x 6 x 1.25 in. WITH FRONT AND REAR PANELS CONTAINING PCB WITH EPROM 2764-30 AND ICS 7417 LS30 LS32 LS74 LS367 LM311 7805 REG, 9 WAY D PLUG, PUSH BUTTON SWITCH, DIN SOCKET £1.90  
VN10LM 60v 1/2A 5ohm TO-92 mosfet 4/£1 100/£20  
MIN GLASS NEONS 10/£1  
RELAY 5v 2 pole changeover looks like RS 355-741 marked STC 47WB05T 2/£1  
MINIATURE CO-AX FREE PLUG RS 456-071 2/£1  
MINIATURE CO-AX FREE SKT. RS 456-273 2/£1.50  
DIL REED RELAY 2 POLE n/o CONTACTS £1  
PCB WITH 2N2546 UNIJUNCTION with 12v 4 POLE RELAY £1  
400m 0.5w thick film resistors (yes four hundred megohms) 4/£1  
MINIATURE CO-AX FREE PLUG RS 456-071 2/£1  
MINIATURE CO-AX FREE SKT. RS 456-273 2/£1.50  
STRAIN GAUGES 40 ohm Foil type polyester backed balco grid alloy £1.50 ea 10+ £1  
ELECTRET MICROPHONE INSERT £0.90  
Linear Hall effect IC Micro Switch no 613 SS4 sim RS 304-267 £2.50 100+ £1.50

HALL EFFECT IC UGS3040 + MAGNET £1  
OSCILLOSCOPE PROBE SWITCHED X1 X10 £10  
CHEAP PHONO PLUGS 100/£2 1000/£18  
1 pole 12 way rotary switch 4/£1  
AUDIO ICS LM380 LM386 £1 ea  
555 TIMER 5/£1 741 OP AMP 5/£1  
ZN414 AM RADIO CHIP 80p  
COAX PLUGS nice ones 4/£1  
COAXX BACK TO BACK JOINERS 3/£1  
4 x 4 MEMBRANE KEYBOARD £1.50  
15.000uF 40V £2.50 (£1.25)  
INDUCTOR 20uH 1.5A 5/£1  
NEW BT PLUG + LEAD £1.50  
1.25" PANEL FUSEHOLDERS 5/£1  
CHROMED STEEL HINGES 14.5 x 1" OPEN £1 each  
12v 1.2w small wire ended lamps fit AUDI VW TR7 SAAB VOLVO 10/£1  
12V MES LAMPS £2  
STEREO CASSETTE HEAD 50p  
THERMAL CUT OUTS 50 77 85 120°C £1 ea  
THERMAL FUSE 121°C 240V 15A 5/£1  
TRANSISTOR MOUNTING PADS TO-5/TO-18 £3/1000  
TO-3 TRANSISTOR COVERS 10/£1  
STICK ON CABINET FEET 30/£1  
PCB PINS FIT 0.1" VERO 200/£1

TO-220 mica + bushes 10/50p 100/£2  
TO-3 mica + bushes 20/£1  
PTFE min screened cable 10m/£1  
Large heat shrink sleeving pack £2  
CERAMIC FILTERS 6M/9M/10.7M 50p 100/£20  
TOKIN MAINS RFI FILTER 250v 15A £3  
IEC chassis plug rfi filter 10A £3  
Potentiometers short spindles values 2k5 10k 25k 1m 5/£1  
2M5 lin 4/£1  
500k lin 500k log £1  
40Khz ULTRASONIC TRANSDUCERS EX-EQPT NO DATA £1/pr  
PLESSEY INVERTER TRANSFORMER 50 CYCLES £6 (£3)  
11.5-0-11.5V to 240v 200VA

## ZENERS

5.6V 1W3 SEMIKRON 50K AVAILABLE @£25/1000 SUPPRESSOR OF606 120V BI DIRECTIONAL ZENER IN 3 AMP W/E PACKAGE 5/£1

## DIODES AND RECTIFIERS

1N4148 100/£1.50  
1N4004/SD4 1A 300V 100/£3  
1N5401 3A 100V 10/£1  
BA158 1A 400V fast recovery 100/£3  
BA159 1A 1000V fast recovery 100/£4  
120V 35A STUD 65p  
BY127 1200V 1.2A 10/£1  
BY254 800V 3A 10/£1  
BY255 1300V 3A 6/£1  
6A 100V SIMILAR MR751 4/£1  
1A 800V BRIDGE RECTIFIER 4/£1  
4A 100V BRIDGE 3/£1  
6A 100V BRIDGE 2/£1  
8A 200V BRIDGE 2/£1.35  
10A 200V BRIDGE £1.50  
25A 200V BRIDGE £2  
25A 400V BRIDGE £2.50

## SCRs

2P4M EQUIV C106D 3/£1 100/£20  
MCR72-6 10A 600V SCR £1

35A 600V STUD SCR £2  
TICV106D 800mA 400V SCR 3/£1 100/£15  
MEU21 PROG. UNIJUNCTION 3/£1

## TRIACS

BT137-600 8A TO-220 2/£1  
BT138-600 12A TO-220 70p  
NEC TRIAC AC08F 8A 800V TO220 5/£2 100/£30  
TXAL225 8A 400V 5mA GATE 2/£1 100/£35  
TRAL2230D 30A 400V ISOLATED STUD £4 each

## DIACS 4/£1

## CONNECTORS

34 way card edge IDC CONNECTOR (disk drive type) £1.25  
CENTRONICS 36 WAY IDC PLUG £2.50  
CENTRONICS 36 WAY IDC SKT £4.00  
BBC TO CENTRONICS PRINTER LEAD 1.5M £3.50  
CENTRONICS 36 WAY PLUG SOLDER TYPE £4  
USED CENTRONICS 36W PLUG+SKT £3

## USED D CONNECTORS price per pair

D9 60p, D15 £1.50, D25 £2, D37 £2, D50 £3.50 covers 50p ea.

## WIRE WOUND RESISTORS

W21 or sim 2.5W 10 of one value £1  
R10 OR15 OR22 2R0 2R7 4R7 5R0 5R6 8R2 10R 12R 15R 18R 20R 22R 27R 33R 47R 56R 62R 91R 120R 180R 390R 430R 470R 680R 820R 910R 1K 1K1 1K2 1K5 1K8 2K4 2K7 3K3 3K0 5K0 R05 (50 milli-ohm) 1% 3w 4 FOR £1  
W22 or sim 6W 7 OF ONE VALUE £1  
R47 R62 1R0 1R5 1R8 3R3 6R8 9R1 12R 20R 24R 27R 33R 51R 56R 62R 68R 100R 120R 180R 220R 390R 560R 620R 910R 1K0 1K2 1K5 1K8 2K2 2K7 3K3 3K9 4K7 8K2 10k 15K 16K 20K £1  
W23 or sim 9W 6 of one value £1  
R22 R47 1R0 1R1 15R 56R 62R 100R 120R 180R 220R 300R 390R 680R 1K0 1K5 5K1 10K £1  
W24 or sim 12W 4 OF ONE VALUE £1  
R50 2R0 9R1 18R 22R 27R 56R 68R 75R 82R 100R 150R 180R 200R 220R 270R 400R 620R 1K0 6K8 8K2 10K 15K

## PHOTO DEVICES

SLOTTED OPTO-SWITCH OPCOA OPB815 £1.30  
2N5777 50p  
TIL81 PHOTO TRANSISTOR £1  
TIL38 INFRA RED LED 5/£1  
OP12252 OPTO ISOLATOR 50p  
PHOTO DIODE 50p 6/£2  
MEL12 (PHOTO DARLINGTON BASE n/c) 50p  
RPY58A LDR 50p ORP 12 LDR 70p  
LEDs RED 3 or 5mm 12/£1 100/£6  
LEDs GREEN OR YELLOW 10/£1 100/£6.50  
LEDs ASSORTED RD/GN/YW + INFRA/RED 200/£5  
FLASHING RED OR GREEN LED 5mm 50p 100/£35

## SUB MIN PRESETS HORIZONTAL

15/£1 100/£5  
1K 4K7 10K 22K 47K 1M 10M

## STC NTC BEAD THERMISTORS

G22 220R, G13 1K, G23 2K, G24 20K, G54 50K, G25 200K, G16 1M, RES @ 20°C DIRECTLY HEATED TYPE £1 ea  
FS22BW NTC BEAD INSIDE END OF 1" GLASS PROBE £1 ea  
RES @ 20°C 200R £1 ea

## CERMET MULTI TURN PRESETS 3/4"

10R 20R 100R 200R 250R 500R 2K 2K2 2K5 5K 10K 22K 47K 50K 100K 200K 500K 2M2 50p each

## IC SOCKETS

6 pin 15/£1 8 pin 12/£1 14/16 pin 10/£1 18/20 pin 7/£1, 22/24/28 pin 4/£1 40 pin 30p

## SOLID STATE RELAYS

40A 250V AC SOLID STATE RELAYS £18

## POLYESTER/POLYCARB CAPS

100n 63v 5mm 20/£1 100/£3 1000/£25  
1n/3n3/5n6/8n2/10n 1% 63v 10mm 100/£6  
10n/15n/22n/33n/47n/68n 10mm rad 100/£3.50  
100n 250v radial 10mm 100/£3  
100n 600v sprague axial 10/£1 100/£6 (£1)  
2u2 160v rad 22mm 100/£10  
10n/33n/47n 250v ac x rated 15mm 10/£1  
470n 250v ac x rated rad 4/£1  
1U 600V MIXED DIELECTRIC 50p ea.

## RF BITS

12 volt CO-AXIAL relays s/m. RS 349-686 £6  
Ex-equipment, with BNC tails  
TRIMMER CAPS ALL 4/50p  
SMALL 5pf 2 pin mounting 5mm centres  
SMALL MULLARD 2 to 22pF 4/50p  
SMALL MULLARD 5 to 50pF 4/50p  
grey larger type 2 to 25pF  
TRANSISTORS 2N4427 60p  
FEED THRU CERAMIC CAPS 1000pF 10/£1

## MINIATURE RELAYS Suitable for RF

5 volt coil 1 pole changeover £1  
5 volt coil 2 pole changeover £1  
12 volt coil 1 pole changeover £1

# KEYTRONICS

TEL. 0279-505543

FAX. 0279-757656

P O BOX 634

BISHOPS STORTFORD

HERTFORDSHIRE CM23 2RX

## MAIL ORDER ONLY

MIN CASH ORDER £3.00 OFFICIAL ORDERS WELCOME  
UNIVERSITIES COLLEGES SCHOOLS GOVT DEPARTMENTS  
MIN. ACCOUNT ORDER £10.00

P&P AS SHOWN IN BRACKETS (HEAVY ITEMS)  
65p OTHERWISE (LIGHT ITEMS)

ADD 15% VAT TO TOTAL  
ELECTRONIC COMPONENTS  
BOUGHT FOR CASH




# GIGA-SAT TOUCHE

BY BARRY FOX  
Winner of the UK Technology Press Award

## AND THE BUMBLE OF FLIGHT BYTES

*The first technology to get a toehold keeps its feet under the table – sometimes with disconcerting results.*



The Government White Paper on the future of Broadcasting in Britain promises several extra terrestrial tv channels in the 90s, in addition to the new satellite channels. Two quite different technologies will enable this; the more efficient use of existing frequencies in the uhf band, and extension of broadcasting into new, much higher, frequency bands.

Before publishing the White Paper – as a trigger for discussion and debate – the government had been waiting for a series of technical reports on high frequency (microwave) broadcasting commissioned by the Home Office and DTI. These tell us what is technically feasible.

The DTI had hired management consultants Touche Ross to advise on the feasibility of using microwave video distributing systems to give British tv viewers a wider choice of channels (*Report on the potential for microwave video distributions systems in the UK*, HMSO £8.75). The report looks at mvds as a way of providing 70% of British households with at least six, and ideally twelve extra tv channels; alternatively letting cable companies use microwave links instead laying cable under the ground.

Some countries, eg the US, already use mvds at relatively low frequency (between 1 and 6GHz). But the equipment comes mainly from Japan and this frequency band is already congested. At higher frequency (between 6GHz and 20GHz) more bandwidth is available but the receivers need gallium arsenide microchips which are not ready for mass production.

There is no margin for error when aligning the receiver dish at these frequencies, so do-it-yourself installation is impractical. Touche Ross believes that the development of circuitry to receive direct satellite broadcasts, at 12GHz, may make mvds equipment which operates at around this frequency available within eighteen months.

Frequencies above 20GHz are free, but transmitters which work with millimetre wavelengths are more expensive and receiver technology is still at the research stage. The DTI's researchers think low cost integrated circuitry may be 10 years off. Touche Ross talks of 5-7 years. Only British

Telecom, which is experimenting with high frequency mvds links at Saxmundham in Suffolk, talks optimistically about the technology being ready for exploitation now.

All microwave frequencies travel along line of sight, so the taller the transmitter the further they reach, provided there are no obstructions such as buildings or trees. Extra transmitters are needed to cover areas shaded from the main mast by obstructions. When atmospheric conditions make conventional uhf tv transmissions fade, the effect is slight and brief. With microwave transmissions, fades are deep and last for minutes.

At frequencies below 14GHz, reflections from buildings are most likely to spoil the signal. Above that, bad weather and atmospheric pollution cut transmission range. At specific frequencies, chemicals block the signal path: water vapour at 22.5GHz and oxygen at 60GHz. This can be an advantage, for instance to keep transmissions private, or in a cellular radio system where separate transmitters serve individual zones.

Touche Ross believes that a 12 channel mvds service with 70% coverage of the UK is possible from around 40 transmitters – but only if space is found in the lower frequency band for which imported equipment is already available. Higher frequencies would need 50% more transmitters.

Touche Ross says that mvds is a cheaper way of offering extra tv channels than either cable or satellite. So if introduced early, it could stifle the growth of cable and satellite. But if introduced late, cable and satellite will have gained such a foothold that mvds could not compete, even though cheaper.

So the DTI and Home Office now have some tricky decisions to make.

### TERMINAL ENCORE

Recently I got a shock. Computer firm Unisys announced that it had sold some new computer equipment to the Federal Aviation Administration in the US. The equipment will help air traffic controllers guide aircraft in and out of Kennedy, La Guardia, Newark and Islip airports. I asked for more details. When I finally got them I was left wondering how many people realise that New York's terminal radar approach system, known as NY Tracon, has until a few months ago been

handling 1.7 million air operations a year with computer equipment that was installed in 1970.

As a result the NY Tracon computer has, until the Unisys upgrade, been relying on a 256 kilobyte memory, made from magnetic cores. This technology was invented in the 1950s, by the Massachusetts Institute of Technology and was the first solid state memory. Each memory element is a doughnut-shaped ferrite core, wound with wires which carry an electric signal to switch the core magnetism between north and south, to store a binary one or zero. Groups of cores are wired together, in a flat cat's cradle, and sheets of wound cores are then stacked in a three dimensional memory module.

The advantage of core memory is that it is non-volatile. The digital code remains if the power fails. But core memory is very slow. Accessing each bit takes 850 nanoseconds. And modern computers have backup power supplies to keep the RAM working even when there is a power cut.

The new Unisys system uses conventional random access memory, of the type now standard for all personal computers. Memory capacity in the Tracon facility remains at 256k bytes, but access time reduces to 350ns. ram is far smaller too. The 256k bytes of core memory spread over six cabinets each a metre high, whereas only eight microchips are needed to provide 256K bytes of ram. The bulk storage system remains the same, a 100 Mbyte magnetic disk.

The NY Tracon facility has until now also used a primitive display system, with each controller working on a "dumb" terminal which simply displays images provided by the central computer. Tracon now gets 37 "smart" terminals of the type found in most modern offices, each incorporating its own microprocessor. The main computer software takes advantage of this intelligence to save more time.

The old system could handle 1200 aircraft at any one time. The new system manages 1500. By 1990 it will be able to track 2800. According to Unisys, many of the major air traffic control centres in the US are still using magnetic core memory.

I wonder how many people know that....

PE



# PE

SCIENCE  
AND  
TECHNOLOGY

VOLUME 25 NO. 4  
APRIL 1989

ISSN 0032 - 6372

#### Editor:

John Becker

#### Sub-Editor:

Helen Armstrong

#### Technical Illustrator:

Derek Gooding

#### Advertisement Sales:

Sarah Holtham

#### Business Manager:

Mary-Ann Hubers

#### Circulation:

David Hewett

#### Publisher:

Angelo Zgorelec

#### Editorial and Advertising Address:

Practical Electronics,  
Intra House, 193 Uxbridge Road,  
London W12 9RA  
Tel: 01-743 8888  
Telecom Gold: 87: SQQ567  
Fax: 01-743 3062

#### Advertisements

All correspondence relating to advertisements, including classified ads, should be addressed to: **The advertisement department, Practical Electronics, at the above address and telephone number.**

#### Readers' Enquiries

All editorial correspondence should be addressed to the editor and any letters requiring a reply should be accompanied by a stamped addressed envelope, or equivalent payment.

*We regret that lengthy technical enquiries cannot be answered over the phone.*

#### Subscription Address:

Practical Electronics, Subscription Dept.,  
P.O. Box 500, Leicester LE99 0AA.

#### Annual Subscription Rates:

U.K. £15.00 Overseas £18.00

#### Cover Illustration

Mark Taylor

© Intra Press 1989. Copyright in all drawings, photographs and articles published in PRACTICAL ELECTRONICS is fully protected, and reproduction or imitations in whole or in part are expressly forbidden. All reasonable precautions are taken by PRACTICAL ELECTRONICS to ensure that the advice and data given to readers is reliable. We cannot, however, guarantee it, and we cannot accept legal responsibility for it. Prices quoted are those current as we go to press. All material is accepted for publication on the express understanding that the contributor has the authority to permit us to do so.



# DOMOTIC TECHNOLOGY



Recently, I came across a word I hadn't heard before, an apparently concocted word, and one which I dislike intensely. But like it or not, it's a word that could become increasingly part of our vocabulary. The word is *domotic*.

Its definition, judging by its usage, is "that which pertains to automation of the home". The word's origin is not known, but I have also seen it used in French technical literature, with the spelling of "domotique", so perhaps they're to blame! Certainly, with that pronunciation, it has a better ring to it than the Anglicised version. Whether French or English, the word probably comes from the integration of *domestic* and *robotic*.

Granted that, and my dislike of the word, I tried to think of another word which would express the same concept, but with a more appealing sound. Going back to origins, the words *domestic* and *robotic* stem from Latin and, you may be surprised to know, from Czech. The Latin source probably will not come as a cultural shock to those who know how the Romans revised our language as much as they did our transport system. (And some of today's roads are still pretty historic!) *Domus* is the Latin root, meaning *home* or *house*.

But, "*Robot* is Czech?", do you cry in automatic disbelief? So it seems. The root is supposedly *robota*, meaning *statute labour*. History has it that a certain Czech by the name of Karel Capek coined the word to describe a person of machine-like efficiency for the 1920 play "R.U.R." ("*Rossum's Universal Robots*"). Curiously, I recall once being told the root was the Polish word *robare* meaning *to work*. Still, perhaps one should be beware of memory and history ("History is bunk", said Henry Ford in 1919, and someone I can't remember said, "Memory is the thing you forget with"; note that, all computer users!) It could just be, of course, that both have their origins in the Latin *robora* - *to strengthen*.

So what about another root meaning *home* or *house*? Problem, *dom* seems to be a common syllabic root for many languages, even Serbo-Croat appears to use it. How about Ancient Greek? The only thing AG ever did for me was to teach me the letters of the electronic alphabet, micros, omegas, things like that. However, my AG dictionary (equally ancient) gives *oikos* - no, no-one would ever know what *oikotics* is/are. Couldn't possibly use Modern Greek - *spiti*! The current home of automation, Japan, holds no answers either - *uchi*. *Uchiotics*? Yuk!

I'm not often defeated, but I am this time, I can't think of better word to use in place of *domotic*. This is a pity, because home automation technology is a subject currently receiving multi-billion pound international attention. Its implementation is no science fiction or amateur-boffin dream and it ought to have an acceptable short descriptive title. Heath-Robinson concepts are now relegated to the realms of fantasy (or the new museum soon to be opened!), big business is actively determined to make home automation a practical and desirable part of all our lives. Find out how real the technology is becoming by reading our Home Automation report.

THE EDITOR

## BBC Computer & Econnet Referral Centre

<b>AMB15 BBC MASTER £346 (a)</b> AMC06 Turbo (65C - 02) Expansion Module ADC08 512 Processor £195 (b) ADF14 Rom Cartridge £13 (b) ADJ22 Ref Manual Part 1 £14 (c)	<b>AMB12 BBC MASTER Econnet £315 (a)</b> £99 (b) ADJ24 Advanced Ref Manual £19.50 (c) ADF10 Econnet Module £41 (c) ADJ23 Ref Manual Part II £14 (c) BBC Master Dust Cover £4.75 (d)
---	--

**BBC MASTER COMPACT**  
 A free packet of ten 3.5" DS discs with each Compact SYSTEM 1 128K Single 640K Drive and bundled software £385 (a)  
 SYSTEM 2 System 1 with a 12" Hi Res RGB Monitor £469 (a)  
 SYSTEM 3 System 1 with a 14" Med Res RGB Monitor £599 (a)  
 Second Drive Kit £99 (c) Extension Cable for ext 5 25" drive £12.50 (d)

View 3.0 User Guide £10 (d) BBC Dust Cover £4.50 (d) ADFS ROM (for B with 1770 DFS & B Plus) £26 (d) ACORN Z80 2nd Processor £329 (a) MULTIFORM Z80 2nd Processor £289 (b) TORCH Z80 2nd Processor ZEP 100 £229 (a) TZPD 240 ZEP 100 with Technomatic PD800P dual drive with built-in monitor stand £439 (a)	Viewsheet User Guide £10 (d) 1770 DFS Upgrade for Model B £43.50 (d) 1 2 OS ROM £15 (d) ACORN 6502 2nd Processor £173 (b) ACORN IEEE Interface £269 (a) £229 (a) £439 (a)
--	---

**META Version III** - The only package available in the metro market that will assemble 27 different processors at the price offered. Supplied on two 16K roms and two discs and fully compatible with all BBC models. Please phone for comprehensive leaflet £145 (b).

We stock the full range of ACORN hardware and firmware and a very wide range of other peripherals for the BBC. For detailed specifications and pricing please send for our leaflet.

### PRINTERS & PLOTTERS

EPSON LX86 £189 (a) Optional Tractor Feed LX80/86 £20 (c) Sheet Feeder LX80/86 £49 (c) FX800 £319 (a) FX1000 £449 (a) EX800 £409 (a) LO800 (80 col) £439 (a) LO1000 £589 (a)	STAR NL10 (Parallel Interface) £209 (a) STAR NL10 (Serial Interface) £279 (a) STAR Power Type £229 (a) BROTHER HR20 £329 (a)
---	---

#### COLOUR PRINTERS

Dotprint Plus NLO Rom for Epson versions for FX, RX, MX and GLP (BBC only) £28 (d)

#### PLOTTERS

Hitachi 672 £459 (a) Graphics Workstation (A3 Plotter) £599 (a) Plotmate A4SM £450 (a)
--

<b>TAXAN</b> KP815 (160 cps) £249 (a) KP915 (180 cps) £369 (a)	<b>JUKI</b> 6100 (Daisy Wheel) £259 (a)
<b>NATIONAL PANASONIC</b> KX P1080 (80 col) £149 (a)	

### PRINTER ACCESSORIES

We hold a wide range of printer attachments (sheet feeders, tractor feeds etc) in stock. Serial, parallel, IEEE and other interfaces also available. Ribbons available for all above plotters. Pens with a variety of tips and colours also available. Please phone for details and prices.

**Plain Fanfold Paper with extra fine perforation (Clean Edge):**  
 2000 sheets 9.5" x 11" £13(b) 2000 sheets 14.5" x 11" £18.50(b)  
 Labels per 1000s: Single Row 3" x 1 7/16" £5.25(d) Triple Row 2-7/16" x 1 7/16" £5.00(d)

### MODEMS

All modems carry a full BT approval

#### MIRACLE TECHNOLOGY WS Range

WS4000 V21/23 (Hayes Compatible, Intelligent, Auto Dial/Auto Answer) £149 (b) WS3000 V21/23 Professional As WS4000 and with BELL standards and battery back up for memory £245 (b) WS3000 V22 Professional As WS3000 V21/23 but with 1200 baud full duplex £450 (a) WS3000 V22 bis Professional As V22 and 2400 baud full duplex £595 (a) WS3022 V22 Professional As WS3000 but with only 1200/1200 £350 (a) WS3024 V22 Professional As WS3000 but with only 2400/2400 £450 (b) WS2000 V21/V23 Manual Modem £95 (b) DATA Cable for WS series/PC or XT £10 (d) DATATALK Comms Package * If purchased with any of the above modems * £70 (c) PACE Nightingale Modem V21/V23 Manual £75 (b)	<b>RT256 3 PORT SWITCHOVER SERIAL INTERFACE</b> 3 input/1 output or 1 input/3 output manual channel selection. Input/output baud rates, independently selectable 7 bit/8 bit, odd/even/none parity. Hardware or software handshake. 256K buffer, mains powered £375 (b) <b>PB BUFFER</b> Internal buffer for most Epson printers. Easy to install, inst. supplied. PB128 128K £99 (c)
---	--

#### SOFTY II

This low cost intelligent program programmer can program 2716, 2516, 2532, 2732, and with an adaptor, 2564 and 2764. Displays 512 byte page on TV - has a serial and parallel I/O routines. Can be used as an emulator, cassette interface Softyll £195.00(b)  
 Adaptor for £2764 £25.00

**PLEASE TELEPHONE FOR CURRENT PRICES**

### I.D. CONNECTORS

(Speed/block Type)			
No of ways	Header	Recep	Edge Conn
10	90p	85p	120p
20	145p	125p	195p
26	175p	150p	240p
34	200p	160p	320p
40	220p	190p	340p
50	235p	200p	390p

### D CONNECTORS

No of Ways				
	9	15	25	37
<b>MALE:</b>				
Ang Pins	120	180	230	350
Solder	60	85	125	170
IDC	175	275	325	-
<b>FEMALE:</b>				
St Pin	100	140	210	380
Ang Pins	160	210	275	440
Solder	90	130	195	290
IDC	195	325	375	-
St Hood	90	95	100	120
Screw Lock	130	150	175	-

### TEXT TOOL ZIF

SOCKETS	24-pin £7.50	40-pin £12.10
	28-pin £9.10	

### DISC DRIVES

5.25" Single Drives 40/50 switchable: TS400 400K/640K £114 (b) PS400 400K/640K with integral mains power supply £129 (b) 5.25" Dual Drives 40/80 switchable: TD800 800K/1280K £199 (a) PD800 800K/1280K with integral mains power supply £229 (a) PD800P 800K/1280K with integral mains power supply and monitor stand £249 (a) 3.5" 80T DS Drives: TS351 Single 400K/640K £99 (b) PS351 Single 400K/640K with integral mains power supply £119 (b) TD352 Dual 800K/1280K £170 (b) PD352 Dual 800K/1280K with integral mains power supply £187 (b) PD853 Combo Dual 5.25"/3.5" drive with p.s.u. £229 (a)
---

### 3M FLOPPY DISCS

Industry Standard floppy discs with a lifetime guarantee. Discs in packs of 10

5 1/4" Discs 40 T SS DD £10.00 (d) 80 T SS DD £14.50 (d)	40 T DS DD £12.00 (d) 80 T DS DD £15.50 (d)	3 1/2" Discs 80 T SS DD £20.00 (d) 80 T DS DD £25.00 (d)
--	--	--

### FLOPPICLENE DRIVEHEAD CLEANING KIT

FLOPPICLENE Disc Head Cleaning Kit with 28 disposable cleaning discs ensures continued optimum performance of the drives. 5 1/4" £12.50 (d)  
 3 1/2" £14.00 (d)

### DRIVE ACCESSORIES

Single Disc Cable £6 (d) 10 Disc Library Case £1.80 (d) 50 x 5 1/2" Disc Lockable Box £9.00 (c)	Dual Disc Cable £8.50 (d) 30 x 5 1/2" Disc Storage Box £6 (c) 100 x 5 1/2" Disc Lockable Box £13 (c)
---	--

### MONITORS

<b>RGB 14"</b> 1431 Std Res £179 (a) 1451 Med Res £225 (a) 1441 Hi Res £365 (a)	<b>MONOCHROME</b> TAXAN 12" HI-RES KX1201G green screen £90 (a) KX1203A amber screen £95 (a)
<b>MICROVITEC 14" RGB/PAL/Audio</b> 1431AP Std Res £199 (a) 1451AP Std Res £259 (a) All above monitors available in plastic or metal case.	<b>PHILIPS 12" HI-RES</b> BM7502 green screen £75 (a) BM7522 amber screen £79 (a) 8501 RGB Std Res £139 (a)
<b>TAXAN SUPERVISION II</b> 12" - Hi Res with amber/green options. IBM compatible £279 (a) Taxan Supervision III £319 (a)	<b>ACCESSORIES</b> Microvitec Swivel Base £20 (c) Taxan Mono Swivel Base with clock £22 (c) Philips Swivel Base £14 (c) BBC RGB Cable £5 (d) Microvitec £3.50 (d) Taxan £5 (d) Monochrome £3.50 (d) Touchec - 501 £239 (b)
<b>MITSUBISHI</b> XC1404 14" Med Res RGB, IBM & BBC compatible £219 (a)	

### UVERASERS

UV1T Eraser with built-in timer and mains indicator. Built-in safety interlock to avoid accidental exposure to the harmful UV rays.  
 It can handle up to 5 erasings at a time with an average erasing time of about 20 mins £59 + £2 p&p.  
 UV1 as above but without the timer £47 + £2 p&p.  
 For Industrial Users, we offer UV140 & UV141 erasers with handling capacity of 14 erasings. UV141 has a built-in timer. Both offer full built-in safety features UV140 £69, UV141 £85, p&p £2.50.

### EXT SERIAL/PARALLEL CONVERTERS

Mains powered converters	
Serial to Parallel	£48 (c)
Parallel to Serial	£48 (c)
Bidirectional Converter	£105 (b)

#### Serial Test Cable

Serial Cable switchable at both ends allowing pin options to be re-routed or linked at either end - making it possible to produce almost any cable configuration on site £24.75 (d)  
 Available as M/M or M/F

#### Serial Mini Patch Box

Allows an easy method to reconfigure pin functions without rewiring the cable assy. Jumpers can be used and reused. £22 (d)

#### Serial Mini Test

Monitors RS232C and CCITT V24 Transmissions, indicating status with dual colour LEDs on 7 most significant lines. Connects in Line. £22.50 (d)

### CONNECTOR SYSTEMS

#### I.D. CONNECTORS

(Speed/block Type)			
No of ways	Header	Recep	Edge Conn
10	90p	85p	120p
20	145p	125p	195p
26	175p	150p	240p
34	200p	160p	320p
40	220p	190p	340p
50	235p	200p	390p

### D CONNECTORS

No of Ways				
	9	15	25	37
<b>MALE:</b>				
Ang Pins	120	180	230	350
Solder	60	85	125	170
IDC	175	275	325	-
<b>FEMALE:</b>				
St Pin	100	140	210	380
Ang Pins	160	210	275	440
Solder	90	130	195	290
IDC	195	325	375	-
St Hood	90	95	100	120
Screw Lock	130	150	175	-

### TEXT TOOL ZIF

SOCKETS	24-pin £7.50	40-pin £12.10
	28-pin £9.10	

#### EDGE CONNECTORS

	0.1	0.156
2 x 6-way (commodore)	150p	-
2 x 10-way	-	300p
2 x 12-way (w/c 20)	-	350p
2 x 18-way	-	140p
2 x 23-way (ZX81)	175p	220p
2 x 25-way	225p	220p
2 x 28-way (Spectrum)	200p	-
2 x 36-way	250p	-
1 x 43-way	260p	-
2 x 22-way	190p	-
2 x 43-way	395p	-
1 x 77-way	400p	500p
2 x 50-way (S100conn)	600p	-

#### EURO CONNECTORS

	Plug	Skt
DIN 41612	230p	275p
2 x 32 way St Pin	275p	320p
3 x 32 way St Pin	260p	300p
3 x 32 way Ang Pin	375p	400p
IDC Skt A + B	400p	-
IDC Skt A + C	400p	-

For 2 x 32 way please specify spacing (A + B, A + C).

#### AMPHENOL CONNECTORS

36 way plug Centronics (solder) 500p (IDC) 475p  
 36 way skt Centronics (solder) 550p (IDC) 500p  
 24 way plug IEEE (solder) 475p (IDC) 475p  
 24 way skt IEEE (solder) 500p (IDC) 500p  
 PCB Mtg Skt Ang Pin  
 24 way 700p 36 way 750p

#### GENDER CHANGERS

25 way D type	
Male to Male	£10
Male to Female	£10
Female to Female	£10

#### RS 232 JUMPERS

(25 way D)	
24" Single end Male	£5.00
24" Single end Female	£5.25
24" Female Female	£10.00
24" Male Male	£9.50
24" Male Female	£9.50

#### DIL SWITCHES

4-way 90p	6-way 105p	10-way 150p
8-way 120p	6-way 150p	

#### RIBBON CABLE

(grey/metre)		
10-way	40p	34-way 160p
16-way	60p	40-way 180p
20-way	85p	50-way 200p
26-way	120p	64-way 280p

#### DIL HEADERS

Solder			IDC		
14 pin	40p	34-way 100p	16 pin	50p	110p
18 pin <td>60p</td> <td>-</td> <td>18 pin <td>60p</td> <td>-</td> </td>	60p	-	18 pin <td>60p</td> <td>-</td>	60p	-
20 pin <td>75p</td> <td>-</td> <td>20 pin <td>75p</td> <td>-</td> </td>	75p	-	20 pin <td>75p</td> <td>-</td>	75p	-
24 pin <td>100p</td> <td>150p</td> <td>24 pin <td>100p</td> <td>150p</td> </td>	100p	150p	24 pin <td>100p</td> <td>150p</td>	100p	150p
28 pin <td>160p</td> <td>200p</td> <td>28 pin <td>160p</td> <td>200p</td> </td>	160p	200p	28 pin <td>160p</td> <td>200p</td>	160p	200p
40 pin <td>200p</td> <td>225p</td> <td>40 pin <td>200p</td> <td>225p</td> </td>	200p	225p	40 pin <td>200p</td> <td>225p</td>	200p	225p

#### ATTENTION

All prices in this double page advertisement are subject to change without notice. ALL PRICES EXCLUDE VAT Please add carriage 50p unless indicated as follows: (a) £8 (b) £2.50 (c) £1.50 (d) £1.00



7400	0.30	74279	0.90	74LS273	1.25	4076	0.55
7401	0.30	74280	1.05	74LS279	0.70	4077	0.25
7402	0.30	74281	0.80	74LS280	1.90	4078	0.25
7403	0.30	74282	0.90	74LS281	0.80	4079	0.24
7404	0.36	74283	1.60	74LS282	0.80	4080	0.25
7405	0.30	74284	0.80	74LS283	1.40	4081	0.25
7406	0.40	74285	0.80	74LS284	1.90	4082	0.25
7407	0.40	74286	0.80	74LS285	1.90	4083	0.25
7408	0.30	74287	1.60	74LS286	1.90	4084	0.25
7409	0.30	74288	1.10	74LS287	1.90	4085	0.25
7410	0.30	74289	1.10	74LS288	1.90	4086	0.25
7411	0.30	74290	1.10	74LS289	1.90	4087	0.25
7412	0.30	74291	1.10	74LS290	1.90	4088	0.25
7413	0.30	74292	1.10	74LS291	1.90	4089	0.25
7414	0.30	74293	1.10	74LS292	1.90	4090	0.25
7415	0.30	74294	1.10	74LS293	1.90	4091	0.25
7416	0.30	74295	1.10	74LS294	1.90	4092	0.25
7417	0.30	74296	1.10	74LS295	1.90	4093	0.25
7418	0.30	74297	1.10	74LS296	1.90	4094	0.25
7419	0.30	74298	1.10	74LS297	1.90	4095	0.25
7420	0.30	74299	1.10	74LS298	1.90	4096	0.25
7421	0.30	74300	1.10	74LS299	1.90	4097	0.25
7422	0.30	74301	1.10	74LS300	1.90	4098	0.25
7423	0.30	74302	1.10	74LS301	1.90	4099	0.25
7424	0.30	74303	1.10	74LS302	1.90	4100	0.25
7425	0.30	74304	1.10	74LS303	1.90	4101	0.25
7426	0.30	74305	1.10	74LS304	1.90	4102	0.25
7427	0.30	74306	1.10	74LS305	1.90	4103	0.25
7428	0.30	74307	1.10	74LS306	1.90	4104	0.25
7429	0.30	74308	1.10	74LS307	1.90	4105	0.25
7430	0.30	74309	1.10	74LS308	1.90	4106	0.25
7431	0.30	74310	1.10	74LS309	1.90	4107	0.25
7432	0.30	74311	1.10	74LS310	1.90	4108	0.25
7433	0.30	74312	1.10	74LS311	1.90	4109	0.25
7434	0.30	74313	1.10	74LS312	1.90	4110	0.25
7435	0.30	74314	1.10	74LS313	1.90	4111	0.25
7436	0.30	74315	1.10	74LS314	1.90	4112	0.25
7437	0.30	74316	1.10	74LS315	1.90	4113	0.25
7438	0.30	74317	1.10	74LS316	1.90	4114	0.25
7439	0.30	74318	1.10	74LS317	1.90	4115	0.25
7440	0.30	74319	1.10	74LS318	1.90	4116	0.25
7441	0.30	74320	1.10	74LS319	1.90	4117	0.25
7442	0.30	74321	1.10	74LS320	1.90	4118	0.25
7443	0.30	74322	1.10	74LS321	1.90	4119	0.25
7444	0.30	74323	1.10	74LS322	1.90	4120	0.25
7445	0.30	74324	1.10	74LS323	1.90	4121	0.25
7446	0.30	74325	1.10	74LS324	1.90	4122	0.25
7447	0.30	74326	1.10	74LS325	1.90	4123	0.25
7448	0.30	74327	1.10	74LS326	1.90	4124	0.25
7449	0.30	74328	1.10	74LS327	1.90	4125	0.25
7450	0.30	74329	1.10	74LS328	1.90	4126	0.25
7451	0.30	74330	1.10	74LS329	1.90	4127	0.25
7452	0.30	74331	1.10	74LS330	1.90	4128	0.25
7453	0.30	74332	1.10	74LS331	1.90	4129	0.25
7454	0.30	74333	1.10	74LS332	1.90	4130	0.25
7455	0.30	74334	1.10	74LS333	1.90	4131	0.25
7456	0.30	74335	1.10	74LS334	1.90	4132	0.25
7457	0.30	74336	1.10	74LS335	1.90	4133	0.25
7458	0.30	74337	1.10	74LS336	1.90	4134	0.25
7459	0.30	74338	1.10	74LS337	1.90	4135	0.25
7460	0.30	74339	1.10	74LS338	1.90	4136	0.25
7461	0.30	74340	1.10	74LS339	1.90	4137	0.25
7462	0.30	74341	1.10	74LS340	1.90	4138	0.25
7463	0.30	74342	1.10	74LS341	1.90	4139	0.25
7464	0.30	74343	1.10	74LS342	1.90	4140	0.25
7465	0.30	74344	1.10	74LS343	1.90	4141	0.25
7466	0.30	74345	1.10	74LS344	1.90	4142	0.25
7467	0.30	74346	1.10	74LS345	1.90	4143	0.25
7468	0.30	74347	1.10	74LS346	1.90	4144	0.25
7469	0.30	74348	1.10	74LS347	1.90	4145	0.25
7470	0.30	74349	1.10	74LS348	1.90	4146	0.25
7471	0.30	74350	1.10	74LS349	1.90	4147	0.25
7472	0.30	74351	1.10	74LS350	1.90	4148	0.25
7473	0.30	74352	1.10	74LS351	1.90	4149	0.25
7474	0.30	74353	1.10	74LS352	1.90	4150	0.25
7475	0.30	74354	1.10	74LS353	1.90	4151	0.25
7476	0.30	74355	1.10	74LS354	1.90	4152	0.25
7477	0.30	74356	1.10	74LS355	1.90	4153	0.25
7478	0.30	74357	1.10	74LS356	1.90	4154	0.25
7479	0.30	74358	1.10	74LS357	1.90	4155	0.25
7480	0.30	74359	1.10	74LS358	1.90	4156	0.25
7481	0.30	74360	1.10	74LS359	1.90	4157	0.25
7482	0.30	74361	1.10	74LS360	1.90	4158	0.25
7483	0.30	74362	1.10	74LS361	1.90	4159	0.25
7484	0.30	74363	1.10	74LS362	1.90	4160	0.25
7485	0.30	74364	1.10	74LS363	1.90	4161	0.25
7486	0.30	74365	1.10	74LS364	1.90	4162	0.25
7487	0.30	74366	1.10	74LS365	1.90	4163	0.25
7488	0.30	74367	1.10	74LS366	1.90	4164	0.25
7489	0.30	74368	1.10	74LS367	1.90	4165	0.25
7490	0.30	74369	1.10	74LS368	1.90	4166	0.25
7491	0.30	74370	1.10	74LS369	1.90	4167	0.25
7492	0.30	74371	1.10	74LS370	1.90	4168	0.25
7493	0.30	74372	1.10	74LS371	1.90	4169	0.25
7494	0.30	74373	1.10	74LS372	1.90	4170	0.25
7495	0.30	74374	1.10	74LS373	1.90	4171	0.25
7496	0.30	74375	1.10	74LS374	1.90	4172	0.25
7497	0.30	74376	1.10	74LS375	1.90	4173	0.25
7498	0.30	74377	1.10	74LS376	1.90	4174	0.25
7499	0.30	74378	1.10	74LS377	1.90	4175	0.25
7500	0.30	74379	1.10	74LS378	1.90	4176	0.25

Special offer to PE readers only - 10% off on all TTLs and CMOS

74LS SERIES

4000 SERIES

74S SERIES

4076	0.55	4087	0.25	4098	0.25	4109	0.25
4077	0.25	4088	0.25	4099	0.25	4110	0.25
4078	0.25	4089	0.25	4100	0.25	4111	0.25
4079	0.25	4090	0.25	4101	0.25	4112	0.25
4080	0.25	4091	0.25	4102	0.25	4113	0.25
4081	0.25	4092	0.25	4103	0.25	4114	0.25
4082	0.25	4093	0.25	4104	0.25	4115	0.25
4083	0.25	4094	0.25	4105	0.25	4116	0.25
4084	0.25	4095	0.25	4106	0.25	4117	0.25
4085	0.25	4096	0.25	4107	0.25	4118	0.25
4086	0.25	4097	0.25	4108	0.25	4119	0.25
4087	0.25	4098	0.25	4109	0.25	4120	0.25
4088	0.25	4099	0.25	4110	0.25	4121	0.25
4089	0.25	4100	0.25	4111	0.25	4122	0.25
4090	0.25	4101	0.25	4112	0.25	4123	0.25
4091	0.25	4102	0.25	4113	0.25	4124	0.25
4092	0.25	4103	0.25	4114	0.25	4125	0.25
4093	0.25	4104	0.25	4115	0.25	4126	0.25
4094	0.25	4105	0.25	4116	0.25	4127	0.25
4095	0.25	4106	0.25	4117	0.25	4128	0.25
4096	0.25	4107	0.25	4118	0.25	4129	0.25
4097	0.25	4108	0.25	4119	0.25	4130	0.25
4098	0.25	4109	0.25	4120	0.25	4131	0.25
4099	0.25	4110	0.25	4121	0.25	4132	0.25
4100	0.25	4111	0.25	4122	0.25	4133	0.25
4101	0.25	4112	0.25	4123	0.25	4134	0.25
4102	0.25	4113	0.25	4124	0.25	4135	0.25
4103	0.25	4114	0.25	4125	0.25	4136	0.25
4104	0.25	4115	0.25	4126	0.25	4137	0.25
4105	0.25	4116	0.25	4127	0.25	4138	0.25
4106	0.25	4117	0.25	4128	0.25	4139	0.25
4107	0.25	4118	0.25	4129	0.25	4140	0.25
4108	0.25	4119	0.25	4130	0.25	4141	0.25
4109	0.25	4120	0.25	4131	0.25	4142	0.25
4110	0.25	4121	0.25	4132	0.25	4143	0.25
4111	0.25	4122	0.25	4133	0.25	4144	0.25
4112	0.25	4123	0.25	4134	0.25	4145	0.25
4113	0.25	4124	0.25	4135	0.25	4146	0.25
4114	0.25	4125	0.25	4136	0.25	4147	0.25
4115	0.25	4126	0.25	4137	0.25	4148	0.25
4116	0.25	4127	0.25	4138	0.25	4149	0.25
4117	0.25	4128	0.25	4139	0.25	4150	0.25
4118	0.25	4129	0.25	4140	0.25	4151	0.25
4119	0.25	4130	0.25	4141	0.25	4152	0.25
4120	0.25	4131	0.25	4142	0.25	4153	0.25
4121	0.25	4132	0.25	4143	0.25	4154	0.25
4122	0.25	4133	0.25	4144	0.25	4155	0.25
4123	0.25	4134	0.25	4145	0.25	4156	0.25
4124	0.25	4135	0.25	4146	0.25	4157	0.25
4125	0.25	4136	0.25	4147	0.25	4158	0.25
4126	0.25	4137	0.25	4148	0.25	4159	0.25
4127	0.25	4138	0.25	4149	0.25	4160	0.25
4128	0.25	4139	0.25	4150			



# PC MULTIPOINT

BY PHILIP SMALL

## PLAN FOR A PC-FUL WORLD

*A straight forward eight-line dual analogue and digital interface board for PC-compatibles.*

The objective of this article is to describe a circuit that can be easily driven from the Amstrad PC1512, or other PC-Compatible, and will enable interfacing with both analogue and digital devices. The outline specification is as follows.

### SPECIFICATION:

Eight lines of digital output, ttl compatible.

Eight lines of digital input, ttl compatible.

Eight lines of multiplexed analogue input.


One line of analogue output.

In the i/o address map of the PC1512 addresses 300H to 31FH have been designated for prototype cards, so that the use of these addresses is user definable. Thus for this circuit card the ports that are to be used will be contained within this range.

### EXPANSION SLOT

The expansion slot is essentially an extension of the microprocessor bus that has been repowered and demultiplexed, so greatly simplifying the task of interfacing to the computer.

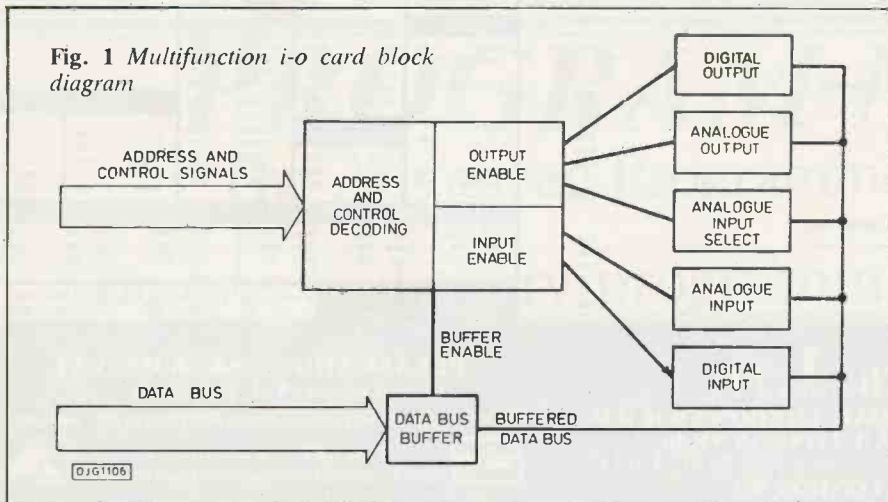
With the expansion bus there are certain constraints for effective interfacing to the microprocessor. For this particular



*Multifunction in-out printed circuit board.*

system there is obviously a constraint on the current that a card can draw, though for this application the current drawn by the card is minimal. Another constraint is that the maximum number of loads per signal line should be no greater than two low-power Schottky, 1s, devices. This presents a problem with the board as there

are more than two devices to be connected to the data bus. It is thus necessary to buffer the data bus to ensure that the correct logic levels are maintained on all expansion slots. The type of device that will be used for this is a bi-directional non-inverting tristate buffer, type 74LS245.



**Fig. 1** Multifunction i-o card block diagram

### BASIC CIRCUIT DESIGN

In the outline specification there are eight lines of analogue input, and there are basically two ways in which this could be provided; to use an eight channel analogue to digital converter, or to use a single channel adc and to multiplex the analogue inputs, the selection being performed in software.

Although the first method seems to be the easiest it is unfortunately the most expensive by a considerable margin, so the second method is adopted for this particular design.

For this implementation it is necessary to use an analogue multiplexer. These devices are only available in the cmos range of ics, and the particular type of device chosen is the 4051 8-to-1 device.



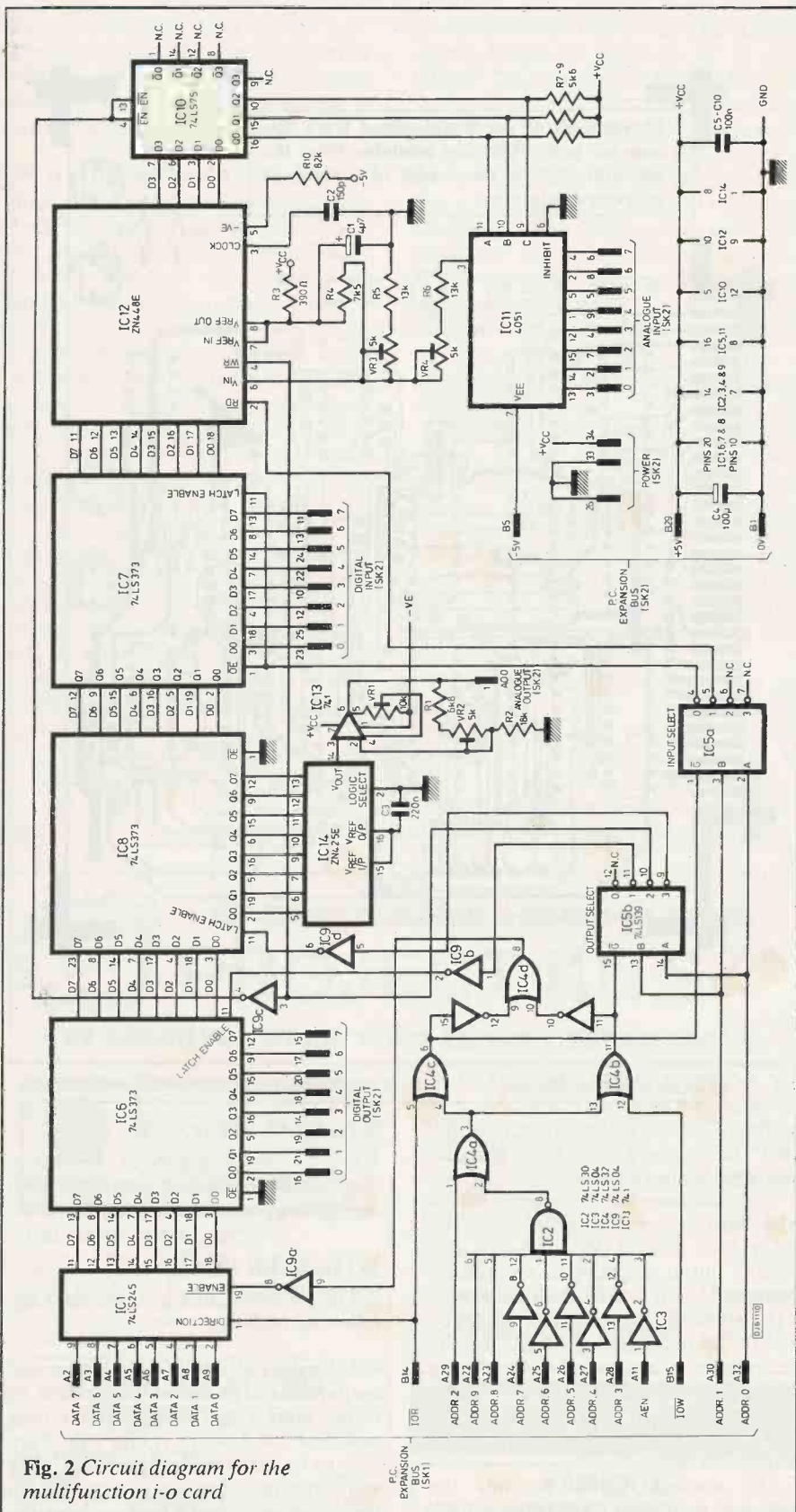


Fig. 2 Circuit diagram for the multifunction i-o card

The input that is effectively connected to the adc is selected by software. The three select inputs on the 4051 are held in their required states by a 74LS75 4 bit D type latch. The adc used is the ZN448E, an 8 bit device with a linearity error of  $\pm 1/2$  lsb. If a lower linearity error of  $\pm 1/4$  lsb is acceptable the ZN447E could be used; another alternative is the ZN449E which

has a linearity error of  $\pm 1$  lsb.

The analogue output is provided by the type ZN425E 8-bit digital to analogue converter and a 741 opamp.

The digital input and output lines are provided by an octal transparent latch with tri-state outputs, type 74LS373. The high impedance tri-state output options are not required for this project and

accordingly the outputs are held permanently active.

The distribution of control and data lines is shown in the block diagram or Fig.1.

## CIRCUIT DESCRIPTION

Since I am using the port addresses from 300H to 303H for both input and output, the following signals have to be asserted to gain access to the board:

SIGNAL	ACTIVE STATE
AEN	LOW
ADDR3	LOW
ADDR4	LOW
ADDR5	LOW
ADDR6	LOW
ADDR7	LOW
ADDR8	HIGH
ADDR9	HIGH
ADDR10	HIGH

When these lines are in their respective active states the output of ic4a (Fig.2.) will be low, indicating that the correct address is present to access the board. Although the address may be valid it does not necessarily mean that the cpu is trying to address i/o; it could for example be trying to access memory. It is therefore necessary to see if the cpu is trying to address i/o, and this is achieved by using ic4b and ic4c. If the cpu is trying to perform a read operation then the output of ic4c will go low due to it being low. However, if a write operation is to be effected then the output ic4b will go low due to iow being taken low. If either of the outputs of ic4b or ic4c are low this indicates that a valid i/o operation is in progress, in which case the data bus buffer, ic1, has to be enabled by ic4d. The direction of the data flow is determined by the state of ior.

Assuming that a valid i/o operation is in progress the next function is to decode address lines 1 and 0. For this purpose a dual 2-to-4 decoder, type 74LS139, is used. If an output operation is required then ic5b is enabled, otherwise, for an input operation ic5a is enabled. The port address map is given below:

Address Allocation		
<b>INPUT:</b>	300H	digital input
	301H	analogue input
	302H	n/a
	303H	n/a
<b>OUTPUT:</b>	300H	n/a
	301H	digital output
	302H	analogue input select
	303H	analogue output

## INPUT CIRCUITRY

When address 300H is selected for a read operation the output ic7 is enabled and its latch disabled, ensuring that the data being read from the device is stable.

When address 301H is selected the data on the output of the adc is read in. The signal source input, ie AI0 to AI7, must have previously been selected to provide a start conversion signal. The reading of data from this device is conditional neither on the adc having finished its conversion, nor on the analogue switch ic11 having finished switching. In this mode of operation it is thus necessary to allow the adc and associated components a fixed amount of time to finish their respective operations. In practice, this means a delay between triggering and reading of around 20 microseconds.

It should be noted that any of the voltages fed into the analogue multiplexer must be within the range of -5V to +5V, otherwise the board and maybe even the PC could be damaged.

If addresses 302H or 303H are selected for a read operation the data read would be equivalent to looking at the data bus in its tri-state condition.

## OUTPUT CIRCUITRY

Selection of address 300H for a write operation is invalid.

When address 301H is selected for a write operation the data on the locally

## MAIN BOARD COMPONENTS

### SEMICONDUCTORS

IC1	74LS245
IC2	74LS30
IC3, IC9	74LS04
IC4	74LS32
IC5	74LS139
IC6-IC8	74LS373
IC10	74LS75
IC11	4051
IC12	ZN447/8/9E (see text)
IC13	uA741
IC14	ZN425E

### RESISTORS

R1	6k8
R2	18k
R3	390Ω
R4	7k5
R5,R6	13k
R7,R8,R9	5k6
R10	82k

### POTENTIOMETERS

VR1	10k preset
VR2-VR4	5k preset

### CAPACITORS

C1	4.7μpcb mounting electrolytic
C2	150pF ceramic
C3	220nF polyester
C4	100μFpcb mounting electrolytic
C5-C10	100nF polyester

### CONNECTOR

PL2	34-way right-angled idc header
-----	--------------------------------

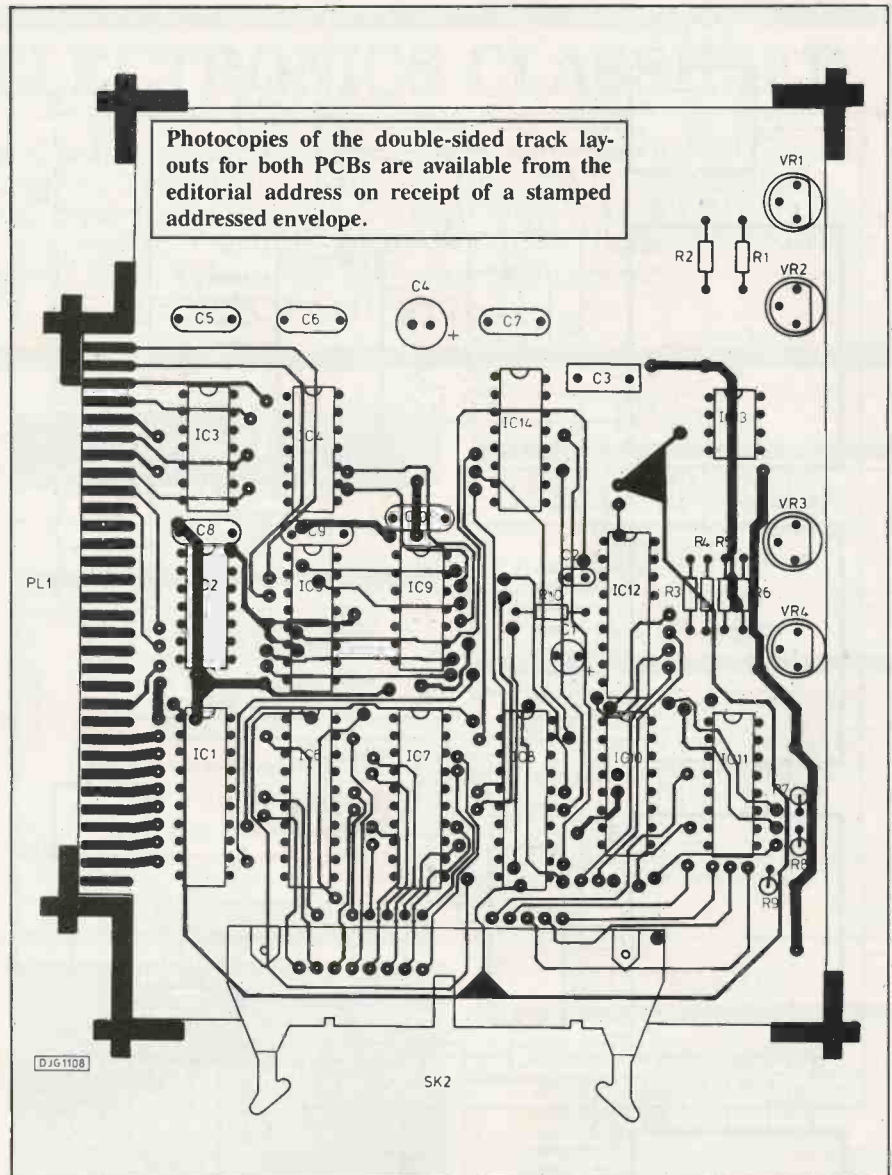


Fig. 3 Component layout for multifunction i-o card

buffered data bus is latched into ic6 and, after the normal propagation delay, is available on the output.

When address 302H is selected for a write operation ic10 is enabled and the lower four bits of the data bus are clocked into it. Three of its outputs are then used to drive the switch selector of ic11, allowing the required analogue input to be fed to ic12. R7 to R9 are the tie up resistors required when interfacing ttl outputs to cmos inputs. Another event occurring upon writing data to this port is that the adc is supplied with a start conversion signal.

The analogue signals fed into the analogue multiplexer are taken off the main circuit board in such a way that they are interleaved with ground signals to avoid channel cross coupling.

When address 303H is selected the contents of the data bus are latched into ic8. The output of which is used to drive the dac, formed by ic13, ic14, and associated components. The analogue output from ic8 is always available.

## POWER SUPPLIES

The 5V power supply to the unit is obtained from the host computer, with decoupling provided by c4 to c10.

## I/O BUFFER BOARD

The i/o buffer of Fig.3. provides the following facilities:

1. Enables all of the digital input and output lines to be tested. This is done by fitting links 1 to 16 only and setting switch 1 to 8 to off. (Links 9 to 16 are only to be fitted for test purposes.) The test software is then run to write data to the output port read it back to check the transfer accurately.

2. Enables all digital outputs to be monitored by fitting links 1 to 8.

3. Allows the logic level of any digital input line to be set by fitting links 17 to 24 and setting the appropriate switch, on for low, and off for high.

4. Allows any of the analogue inputs to be set within the ±5V limits.



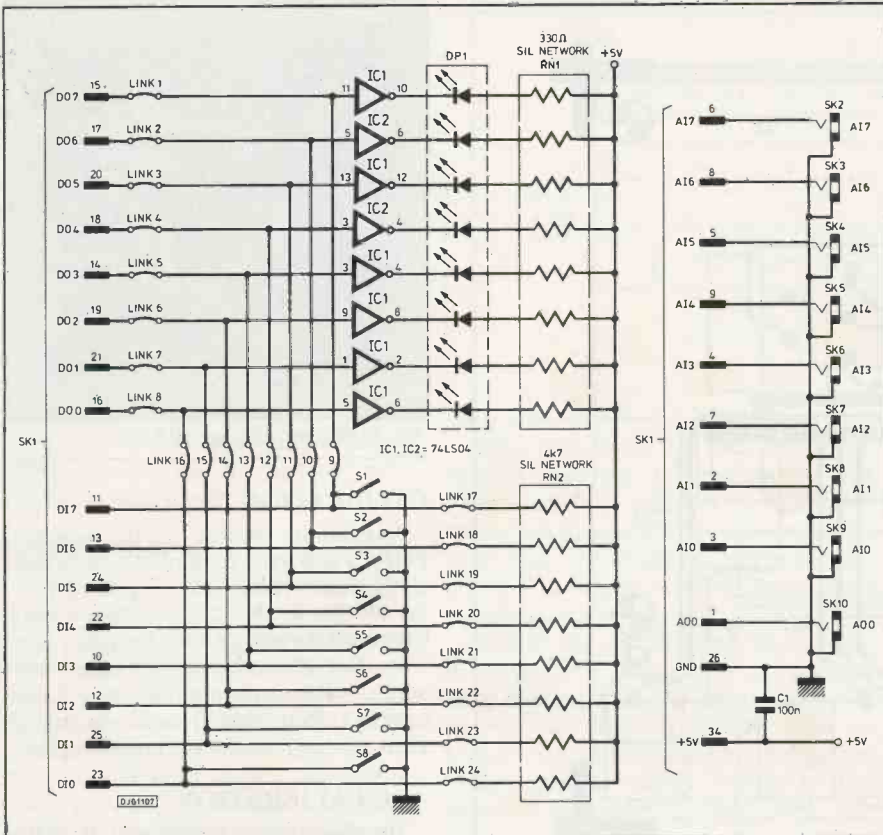


Fig. 4 Circuit diagram of i-o buffer board

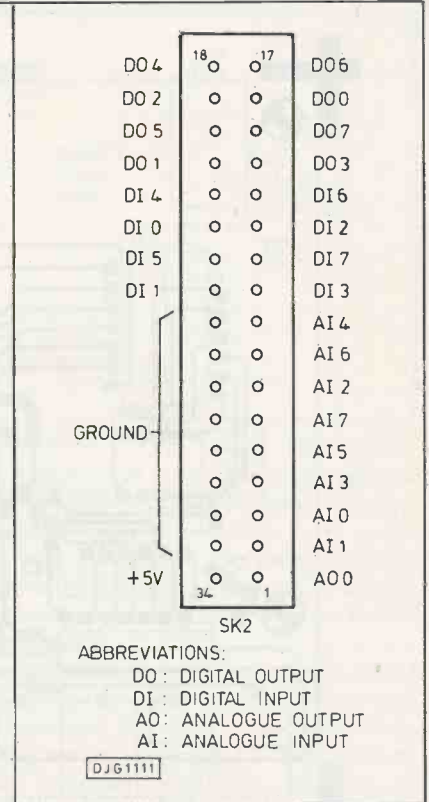


Fig. 5 Board connector SK2 (viewed from front)

5. Allows the analogue output to be monitored.

In addition to these features a small prototype area has been included.

### BOARD CONNECTION

This can be easily achieved by a reasonable length of 34-way ribbon cable, eg less than about 1.5 metres, and two 34-way idc sockets.

#### BUFFER BOARD

##### SEMICONDUCTORS

IC1, IC2 74LS04

##### RESISTORS

RN1 330Ω sil network  
 RN2 4k7 network

##### CAPACITORS

C1 100nF polyester

##### CONNECTORS

PL1 34-way vertical mounting idc header  
 PL2 to PL9 2.5mm pcb mounting jack sockets  
 PL10 3.5mm pcb mounting jack socket

##### SWITCHES

S1 to S8 dil switch to spst 8-way

```

10 REM *
20 REM * PORTS
30 REM *
40 REM * 2nd September 1988
50 REM *
60 REM * Allows any port to be accessed by the user
70 REM *

80 CLS
90 PRINT "PORT EXAMINATION PROGRAM : "
100 PRINT "-----"
110 PRINT
120 PRINT "Please specify option required : "
130 PRINT "W : write R : read X : exit "

140 a$ = INKEY$
150 IF a$ = "W" OR a$ = "w" THEN GOSUB 200
160 IF a$ = "R" OR a$ = "r" THEN GOSUB 300
170 IF a$ = "X" OR a$ = "x" THEN 400
175 IF a$ = "" THEN 140
180 PRINT
190 GOTO 90

199 REM * Write data to port option
200 PRINT
205 PRINT
210 PRINT "Enter the address of the port to be written too ( in decimal ) : "
215 INPUT port
220 PRINT
225 PRINT "Enter the value to be written to port " , port " ( in decimal ) : "
230 INPUT value
235 PRINT

240 REM * Value to output valid ?
245 IF value < 0 OR value > 255 THEN 225
250 OUT port , value
255 RETURN

290 REM * Read data from port
300 PRINT
305 PRINT
310 PRINT "Enter the address of the port to be read from ( in decimal ) : "
315 INPUT port
320 PRINT
325 PRINT "Value read from port " , port , " was " , INP ( port ) " ."
330 RETURN

390 REM * Exit option
400 END
    
```

BASIC program PORTS

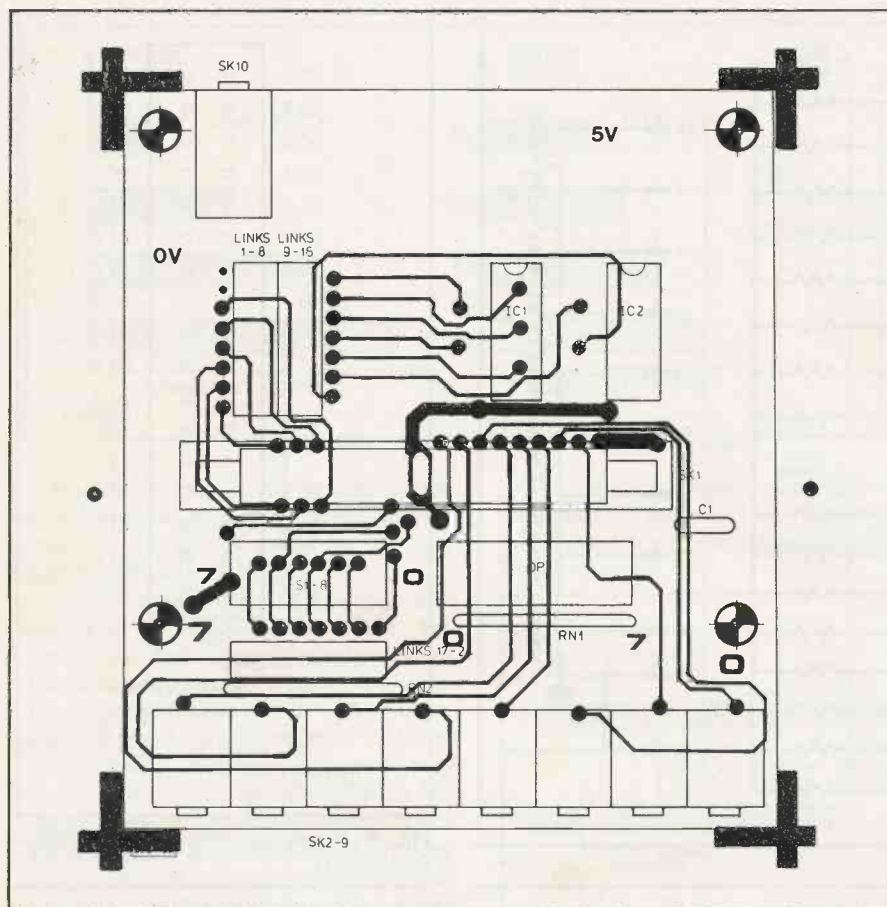


Fig. 6 Component layout for the buffer board

```

10 REM *
20 REM * ADCCAL
30 REM *
40 REM * 2nd September 1988
50 REM *
60 REM * This program will continuously read data from Analogue Input
70 REM * 0 ( AI0 ) and will display the result in decimal
80 REM *

100 REM * Select AI0 and trigger ADC
110 OUT 770,0

120 REM * Wait for ADC to do conversion
130 FOR i = 0 TO 50
140 NEXT i

150 PRINT " Data read from Analogue Input 0 was : " INP (769) ;
160 GOTO 110
    
```

### ADCCAL program

```

10 REM *
20 REM * VOLTS
30 REM *
40 REM * 2nd September 1988
50 REM *
60 REM * This program sequentially scans the eight channels of analogue
70 REM * input and displays the value read , and the value in volts.
80 REM *


100 FOR i = 0 TO 7
110 OUT 770 , i : REM * Select channel to read
120 OUT 769 , i : REM * Echo channel to digital output port

125 REM * Delay to allow conversion to take place
130 FOR j = 0 TO 100
140 NEXT j

150 value = INP ( 769 )
160 volts = ( value - 128 ) / 127 * 5
170 PRINT "Channel selected " i " value read " value " Voltage = " volts "V"

180 NEXT i
190 GOTO 100
    
```

### VOLTS program



The buffer printed circuit board

### CALIBRATION

To calibrate the dac run the program PORTS and write to port 303. Note that all the values referred to are given in hex. Set all bits to the dac low, then adjust VR1 until the output voltage equals zero volts. Set all bits to the dac high, then adjust VR2 until the output voltage equals 3.825v, (this gives an output of 15mv per lsb). Repeat the process again.

### ADC CALIBRATION

To calibrate the adc the program ADC-CAL should be run. This continually reads data from analogue input zero. Then observe the following sequence to set up the device:

1. Apply a voltage of -4.9805V to analogue input zero and adjust VR4 until the data read back flickers between 01 and 00.
2. Apply a voltage of 4.9414V to analogue input zero and adjust VR3 until the data read back flickers between fe and ff.
3. Repeat step 1.
4. To halt the program press BREAK.

Obviously, this degree of accuracy is only available those with a sophisticated digital multimeter and a precision power supply. In most instances less precise setting up should provide satisfactory. **ED.**

**PE**

### AIR FLOW

In my report (PE Feb 89) on the Munich exhibition I commented that a breakdown in the Heathrow computer had resulted in our plane being held at take off point with engines switched off for more than half an hour. I've since discovered that when flying from Heathrow to Munich an aircraft has to pass through 13 separate air traffic control systems. It is thus welcome news that a European air traffic control centre is to be developed to coordinate the flow of aircraft and help prevent delays, particularly those like last summer's.

The control centre is to be based either at Frankfurt or Brussels and should be operational by the early 1990s.

**Ed.**



**NEW THIS MONTH**

**Z8862** 10 game video unit – 2 hand held controllers with joysticks, beautifully made. Requires 7.5V DC input (suitable PSU £2.95). Composite video and sound outputs (modulator + wiring details for direct connection to TV £6) **£9.95**

**Z8863** KEYBOARD – High quality by Microswitch. 69 keys, 6 LEDs, 15 various LS chips + socketed D8048 by Intel. Output via 7 way plug. Size 317x170mm **£12.00**

**Z8858** Hitachi Video Battery Charger BC60U for DP60 batts used in GP7 camera. Extremely high quality unit. **£17.00**

**EPSON SERIAL INTERFACES**  
Model 8143 **£15**  
Model 8143 with 2k buffer **£25**  
Just arrived – full details on next list

**HALF PRICE KITS!!**  
Range of 'OK' Kits at half price! 5 diff. top quality kits containing all parts, inc. PCB, plastic case and comprehensive instructions!

- EK1 Quick Reaction **£2.90**
- EK2 Electronic Organ **£3.34**
- EK3 Digital Roulette **£4.29**
- EK4 Electronic Dice **£3.98**
- EK5 Morse Code Oscillator **£1.99**

**CURRAH MICROSPEECH**  
We've bought up remaining stocks of this popular add-on to re-sell at a fraction of the original cost!

**Z4136** New complete and boxed set for the ZX Spectrum. **£8.95**

**Z4140** As above but unboxed – these were bulk packed **£7.95**

**Z4142** Speech 64 for the C64. No software needed! New and working, but no case. With full instructions. **£6.00**

**Z4138** Microslot 'T' connector allowing peripherals to be connected to the Spectrum. New & boxed **£2.00**

Also a quantity of 'returns' available – see Bargain List 43 for details

**JIMMY**  
the electronic football game of skill

**Z817** Exciting electronic football game – Waddingtons' JIMMY. Brand new models in full working order, but without plastic peripherals, stickers etc **£5.00**



**Z811** Cumana touch pad for the BBC B computer. Enables you to draw on the screen using the stylus with the touch sensitive pad. Supplied with 2 styli, power/connecting leads and demo tape with 4 progs. Originally sold at £79.95. **Our price: £19.95**



**HEADPHONES AND SPEAKERS**  
Combination pack of Walkman type player units, consisting of stereo headphones and a pair of micro speakers in yellow, blue or green. Packed on a clear display card **£2.50**

**1989 CATALOGUE**

★ **100 BIG** pages of components and equipment

★ **Low, low prices**

★ **Fast "by return" service**

★ **28 pages of Surplus Bargains**

★ **Only £1 – send for yours now!**

**LCD display:**  
**Z4115** 8 digit 12.7mm high LCD by Data Image. 14 segment, so letters as well as digits can be formed. List £15+  
Our price **£4.50**

**SPEECH SYNTHESIZER KIT**  
**Z315** All parts inc. PCB to make a speech synth for the BBC micro **£4.99**  
**Z316** De-luxe version – also includes V215 case, 1m 20W cable plus connector **£7.99**

**MICRO PANELS**  
**Z620** 68000 Panel. PCB 190 x 45 believed to be from ICL's 'One per Desk' computer containing MC68008P8 (8MHz) 16/8 bit microprocessor, + 4 ROM's all in skts.; TMP5220CNL, 74HCT245, 138, LS08, 38 etc. **£5.00**

**Z625** 32k Memory Board, PCB 170 x 170 with 16 2k x 8 6116 static RAM's. Also 3.6V 100mA memopack nicad, 13 other HC/LS devices, 96w edge plug, 8 way DIL switch, R's, C's etc. **£4.80**

**VIEWDATA LTU**  
**Z697** Interface Panel 166 x 150 with 3 x LM324, LM339, LM393, 4066, 11 transistors, 3 reed relays etc. 3m lead with BT plug attached. Supplied with comprehensive data and ccts. **£2.90**

**TELETEXT PANEL**  
**Z037** 265 x 145mm by GEC. Uses 8085A, 8155, 8255A, 8251, 8212 all by Intel. 2 x 2114; 2 x TC5501 + custom chips + 10 others. Nicad back up. New **£9.90**

**COMPONENT PACKS**

**K560** Semiconductors – Over the years we have purchased many transistors, diodes, ICs etc, which for one reason or another have accumulated in one of our stock rooms. Rather than spend weeks sorting and listing them, we have decided to make them into packs. All components are full spec marked devices. Some may be coded. We believe this to be one of the best value packs ever offered, as many high value components are included. Packs are made up by weight; this means contents are very approximate – if there are several bulky power devices, there will be considerably fewer parts than those packs containing all small signal items.  
**Pack of approx 100 £5.50**  
**Pack of approx 250 £12.00**  
**Pack of approx 1000 £40.00**

**K539** Led Pack – not only round but many shaped leds in this pack in red, yellow, green, orange and clear. Fantastic mix.  
**100 £5.95 250 £13.50**

**K547** Zener Diodes – Glass and plastic, 250mW to 5W ranging from 3V to 180V. All readily identifiable. **100 for £4.50**

**K546** Polystyrene/mica/ceramic caps. – Lots of useful small value caps up to about 0.1µF in voltages up to 8kV. Good variety.  
**100 £2.75**

**K528** Electrolytic Pack – All ready cropped for PCB mounting, this pack offers excellent value for money. Good range of values and voltages from 0.47µF to 1000µF, 6V to 100V  
**100 £3.95 250 £8.95 1000 £32**

**K518** 200 Disc Ceramic Caps – Big variety of values and voltages from a few pF to 2.2µF; 3V to 3kV **£1.00**

**K530** 100 Assorted Polyester Caps – All new modern components, radial and axial leads. All values from 0.01 to 1µF at voltages from 63 to 1000V!  
**Super value at £3.95**

**DIL SOCKETS**  
Must clear excess stocks – 1/4 million low profile top quality IC sockets to dispose of!

Pins	10	100	1000
8	40p	£3.00	£20
14	68p	£5.10	£34
16	72p	£5.40	£36
18	76p	£5.70	£38
20	80p	£6.00	£40
22	84p	£6.30	£42
24	88p	£6.60	£44
28	92p	£6.90	£46
40	96p	£7.20	£48

**'D' CONNECTORS**  
15W 25W 37W  
R/A plugs 40p 50p 60p  
R/A skts 50p 60p 70p  
W/W plugs 40p 50p 60p  
W/W skts 50p 60p 70p  
S/P plugs 40p 50p 60p  
S/P skts 50p 60p 70p  
**All top quality gold plated**

**Z345** OPTICAL SHAFT ENCODER. Similar to RS631-632, but 80% cheaper! **£8.50**

**SEMICONDUCTORS**  
Hundreds in Cat – look at these sample prices:  
LM317K £1.00; 68008L8 £3; 27C256-25 £5; 68A00 £1.20; LM223K £3; DL1416 £7; RBG1000 £1.20; DL3416 £8; 555 20p; 741 20p; 74LS240 25p

**K520** Switch Pack – 20 different assorted switches – rocker, slide, push, rotary, toggle, micro etc.  
**Amazing value at only £2.00**

**K569** Reed Switch Pack. A selection of about 15 types of reed switch from submin 12mm long to 5A rated 50mm long, mostly form A (make), few form C (Change-over).  
**Pack of 30 £2.75**

**K540** Resistor Pack – mostly 1/8, 1/4 and 1/2W, also some 1 and 2W in carbon, film, oxide etc. All have full length leads. Tolerances from 5 to 20%. Excellent range of values. **500 £2.50 2500 £11.00**


**K503** 100 Wirewound Resistors – From 1W to 12W, with a good range of values. **£2.00**

**POWER SUPPLIES**

**Z975** Cased PSU 92x57x45mm with built-in 13A mains plug. Output 14V ac @ 600mA. **£3.00**

Siliconix mains PSU 62x46x35mm with built-in cont. 2 pin plug. Output 4.5V DC 100mA to 3.5mm plug **ONLY £1.00**

**Z4113** BBC Computer PSU (early models). Steel case 158 x 72 x 55mm, 2m long mains lead, rocker switch, fused. Outputs: +5V at 2.5A; -5V at 100mA **£3.95**



**Z026** Astec 65 watt unit. 115/230V ac input. Outputs +5V 6A; +12V 1.5A; +12V 2.1A; -12V 0.25A. PCB 197 x 107mm **£24.95**

**KEYBOARDS**



**Z8852** Keyboard: Superb brand new keyboard 392x181 with LCD displaying 1 line of 10 characters & a further line with various symbols. 100 keys, inc separate numeric keypad. Chips on board are 2x74HC05, 80C48. **£15.00**



**Z8848** Alphanumeric plus separate numeric keyboard. 104 keys plus 11 chips. 442x175mm. **£12.00**

**Z4116** 24 way (8 x 3) membrane keypad. Large (200 x 90mm) area – they were used in a teaching aid. Overlay template and pinout supplied. **£3.00**

**Z810** KEYBOARD Really smart alpha numeric standard qwerty keyboard with separate numeric keypad, from ICL's 'One Per Desk'. Nicely laid out keys with good tactile feel. Not encoded – matrix output from PCB taken to 20 way ribbon cable. Made by Alps. Size 333x106mm. 73 keys **£8.95**

**COMPUTER KEYBOARD** **£4.00**  
Yes, only £4 for this Cherry keyboard – 67 full travel keys inc. function keys. Size 340x130mm. Pale/dark brown **£4.00**

**Z8837** DUAL SHEET FEEDER.  
Brand new breakdown unit. Contains 3 x 12V stepper motors (48 step) plus driver pannel with 4 x TIP115, 4 x TIP110, LM3302, 2 x 7407; 2 solenoids, buzzer, microswitches, control panel, 2 optocouplers plus lots of gears and mechanical bits. **£24.95+£3 carr.**



**GREEN SCREEN HI-RES 12in MONITOR CHASSIS**

Brand new and complete except for case; the super high definition (1000 lines at centre) makes this monitor ideal for computer applications. Operates from 12V d.c. at 1.1A. Supplied complete with circuit diagram and 2 pots for brilliance/contrast, plus connecting instructions. Standard input from IBM machines, slight mod (details included) for other computers **Only £24.95+£3 carr.**

**MONITOR INTERFACE KIT**  
Enables our hi-res monitor (above) and most others to be used with virtually any computer, PCB **£3.00**  
Complete set of on-board components plus regulator and heatsink **£9.95**  
Suitable transformer for interface and above monitor **£5.31**

**JOYSTICKS**

**Z004** Skeleton Joystick, switch type. Good quality, made by AB. Brass spindle has 44mm long black plastic handle attached. Body has 4 mounting holes. These really are a fantastic bargain! **Only £1.00**

**Z8831** Dragon Joystick. Made by Dragon Data. Hand-held with fire button. 2m lead with 5 pin DIN plug. Uses 2 x 100k pots. **£3.00**

**Z615** BBC Joystick. Internal resistors give the required voltage levels. 2 fire buttons. Rubber suction feet. 120 x 110 x 155 **£3.00**

**SOLDER SPECIAL!!**  
\* 15W 240V ac soldering iron  
\* High power desolder pump  
\* Large tube solder  
**ALL FOR £7.95**

**GREENWELD ELECTRONIC COMPONENTS**  
All prices include VAT; just add £1.00 P&P; Min. credit card £5. No CWO min. Official orders from schools welcome – min. invoice charge £10.00. Our shop has enormous stocks of components and is open 9-5.30 Mon-Sat. Come and see us!  
**HOW TO CONTACT US**  
By post using the address below; by phone (0703) 772501 or 783740 (ansaphone out of business hours); by FAX (0703) 787555; by EMail Telecom Gold 72:MAG36026; by Telex 265871 MONREF G quoting 72:MAG36026.  
**443C MILLBROOK ROAD, SOUTHAMPTON, SO1 0HX.**

**NOTICE TO RETAILERS**  
Greenweld Electronics Ltd. have been appointed Official Wholesalers of Verobloc, Veroboard, Easiwire and Accessories by Vero. We will be only too happy to supply all your Veroboard requirements at Trade Price. Ring, write or fax us for full information and prices.





### No. 1 LIST BAKERS DOZEN PACKS

All packs are £1 each, if you order 12 then you are entitled to another free. Please state which one you want. Note the figure on the extreme left of the pack ref number and the next figure is the quantity of items in the pack, finally a short description.

- BD2 5 13A spurs provide a fused outlet to a ring main where devices such as a clock must not be switched off.
- BD7 4 In flex switches with neon on/off lights, saves leaving things switched on.
- BD9 2 6V 1A mains transformers upright mounting with fixed clamps.
- BD11 1 6 1/2in speaker cabinet ideal for extensions, takes our speaker. Ref BD137.
- BD13 12 30 watt reed switches, it's surprising what you can make with these - burglar alarms, secret switches, relay, etc., etc.
- BD22 2 25 watt loud speaker two unit cross-overs.
- BD29 1 B.O.A.C. stereo unit is wonderful value.
- BD30 2 Nicad constant current chargers adapt to charge almost any nicad battery.
- BD32 2 Humidity switches, as the air becomes damper the membrane stretches and operates a microswitch.
- BD42 5 13A rocker switch three tags so on/off, or change over with centre off.
- BD45 1 24hr time switch, ex-Electricity Board, automatically adjust for lengthening and shortening day original cost £40 each.
- BD49 10 Neon valves, with series resistor, these make good night lights.
- BD56 1 Mini uniswitch, one use is for an electric jigsaw puzzle, we give circuit diagram for this. One pulse into motor, moves switch through one pole.
- BD59 2 Flat solenoids - you could make your multi-tester read AC amps with this.
- BD67 1 Suck or blow operated pressure switch, or it can be operated by any low pressure variation such as water level in water tanks.
- BD91 1 Mains operated motors with gearbox. Final speed 16 rpm, 2 watt rated.
- BD103A 1 6V 750mA power supply, nicely cased with mains input and 6V output leads.
- BD120 2 Stripper boards, each contains a 400V 2A bridge rectifier and 14 other diodes and rectifiers as well as dozens of condensers, etc.
- BD122 10m Twins screened flex with white pvc cover.
- BD126 10 Very fine drills for pcb boards etc. Normal cost about 80p each.
- BD132 2 Plastic boxes approx 3in cube with square hole through top so ideal for interrupted beam switch.
- BD134 10 Motors for model aeroplanes, spin to start so needs no switch.
- BD139 6 Microphone inserts - magnetic 400 ohm also act as speakers.
- BD148 4 Reed relay kits, you get 16 reed switches and 4 coil sets with notes on making c/o relays and other gadgets.
- BD149 6 Safety cover for 13A sockets - prevent those inquisitive little fingers getting nasty shocks.
- BD180 6 Neon indicators in panel mounting holders with lens.
- BD193 6 5 amp 3 pin flush mounting sockets make a low cost disco panel. Need cable clips
- BD196 1 In flex simmerstat - keeps your soldering iron etc. always at the ready.
- BD199 1 Mains solenoid, very powerful, has 1in pull or could push 1lb modified.
- BD201 8 Keyboard switches - made for computers but have many other applications.
- BD210 4 Transistors type 2N3055, probably the most useful power transistor.
- BD211 1 Electric clock, mains operated, put this in a box and you need never be late.
- BD221 5 12V alarms, make a noise about as loud as a car horn. Slightly soiled but OK.
- BD242 2 6in x 4in speakers, 4 ohm made from Radiomobile so very good quality.
- BD252 1 Panostat, controls output of boiling ring from simmer to boil.
- BD259 50 Leads with push-on 1/4in tags - a must for hook-ups - mains connections etc.
- BD263 2 Oblong push switches for bell or chimes, these can mains up to 5 amps so could be foot switch if fitted into patress.
- BD268 1 Mini 1 watt amp for record player. Will also change speed of record player motor.
- BD275 1 Guitar mic - clip-on type suits most amps.
- BD283 3 Mild steel boxes approx 3in x 3in x 1in deep - standard electrical.
- BD293 50 Mixed silicon diodes.
- BD296 2 Car plugs fit into lighter socket.
- BD305 1 Tubular dynamic mic with optional table rest.
- BD400 4 Books, useful for beginners, describes amplifiers, equipment and kit sets.
- BD653 2 Miniature driver transformers. Ref. LT44.
- BD553a 2 3.5V relays each with 2 pairs changeover contacts.

Most other packs still available and you can choose any as your free one.

**VERY POWERFUL 12 VOLT MOTORS - 1/2 HORSEPOWER** Made to drive the Sinclair C5 electric car but equally adaptable to power a go-cart, a mower, a rull car, model railway, etc. B brand new. Price £15.00 plus £2.00 postage. Our ref 15P8.

### OVER 400 GIFTS YOU CAN CHOOSE FROM

There is a total of over 400 packs in our Baker's Dozen range and you become entitled to a free gift with each dozen packs.

A classified list of these packs and our latest "News Letter" will be enclosed with your goods, and you will automatically receive our next news letter.



**ULTRA SONIC INTRUDER ALARM** Small, nicely cased, will detect movement in a room up to 10m x 10m. Ingenious construction makes it independent of the mains; cannot be switched off, even with its on/off switch, until you know the secret; has delayed action enabling you to switch it on and leave the room, it has an inbuilt piezo sander which is very penetrating and high pitched and would frighten away most intruders. Has internal switching and could be coupled to an outdoor alarm if required. It is the basis of a very efficient burglar alarm, or has other uses. For instance: you could disconnect the internal sander and using the internal switches you would know when somebody arrives without that person being aware that you know. Similarly, the unit could be used to operate other equipment ultra-sonically. It is brand new, guaranteed OK, complete but less battery (PP3 alkaline type). Price is £20 plus £3 insured delivery. Our ref 20P11.

**110 DECIBEL HORN** For use with the ultra sonic intruder detector. Ideal for external positioning to attract the attention of neighbours should you have an intruder. This unit has its own mounting bracket and comes complete with good length of lead. Price £7. Our ref 7P9. Incidentally, this could also be used as a loud speaker.



### ATARI 65XE COMPUTER

At 64k this is most powerful and suitable for home and business. Brand new, complete with PSU, TV lead, owner's manual and six games. Can be yours for only £45 plus £3 insured delivery.

**CAMERAS.** We have made a big purchase and can offer you three cameras all by famous makers; Kodak etc. one disk and two different instant cameras. All in first class condition, believed in perfect working order; sold as untested. 3 for £10 inc. V.A.T. which must be a bargain if only for the lenses, flash guns etc. Our ref 10P58.

**BD400** for books, useful for beginners, describes amplifiers, test equipment and kit sets.

**WALKMAN TYPE PERSONAL STEREO CASSETTE PLAYERS** These are not second-hand but are slightly reject and may need some attention. All are complete with stereo headphones and are famous makes; Sanyo, Panasonic, Sony, etc. Stereo cassette type, no radio, £5 each. Our ref 5P132. Ditto but with AM/FM radio, £7 each. Our ref 7P8.

**SPECIAL OFFER** is ten of the cassette only version, our ref 5P132, for £40. This offer is our ref 40P3.

**PANEL METERS** Beautifully made moving coil instruments in heavy duty casings, much superior to those coming from the Far East. Meter face size is 72mm x 86mm, fixing hole size is 70mm. Price is £5 each. The following models are in stock: 0-5amp, Our ref 5P133/5A, 0-10amp, Our ref 5P133/10A, 0-40 volt DC, Our ref 5P133/40V, 0-50volt DC, Our ref 5P133/50V, 0-80volt DC, Our ref 5P133/80V, 0-160volt DC, Our ref 5P133/160V, 0-200volts DC, Our ref 5P133/200V.

**DATA RECORDERS** ACORN for Acorn Electron, etc., reference number ALF03, with TV lead, manual and PSU. Brand new. Price £10 plus £1.50 post. Order ref 10P44. ATARI XC12 for all their home computers. With leads and handbook. Brand new. Price £15 plus £2 post. Our ref 15P20.

**JOYSTICK FOR ATARI OR COMMODORE** for all Atari and Commodore 64 and Vic20. New. Price £5. Our ref 5P126.

**EXTRA SPECIAL OFFER** We will supply the Atari 65XE, data recorder XC12, joystick and six games for £57.50 plus £4 insured delivery.

**SUB-MIN TOGGLE SWITCH** Body size 8mm x 4mm x 7mm. SBDT with chrome dolly fixing nuts. 4 for £1. Order Ref. BD649.

**Re-CHARGEABLE NICADS 'D' SIZE** These are tagged for easy joining together but tags, being spot welded, are easy to remove. Virtually unused, tested and guaranteed. £2.00 ref 2P141 or 6 wired together for £10.00 ref 10P47.

### LASER TUBE

Made by Philips Electrical: New and unused. This is helium-neon and has a typical power rating of 1.6mW. It emits random polarised light and is completely safe provided you do not look directly into the beam when eye damage could result. Do not use in the presence of children unless a diverging lens is fitted. **DON'T MISS THIS SPECIAL BARGAIN!** Price £29.95 plus £3 insured delivery.

**POWER SUPPLY FOR PHILIPS LASER** is now available in kit form. Price £15 plus £2 postage or made-up ready-to-use at £20 plus £2.50 postage. Our ref 15P16 for the kit and 20P8 for the made-up version.

**PAPST AXIAL FAN-MANUFACTURERS REF NO. TYPA560N.** This is mains operated. 15 watt rating and in a metal frame with metal blades so OK in high temperatures. Body size approx. 4 3/4" square x 1 3/8" thick. £6.00 each, plus £1.00 postage. Our ref 6P6.

### ORGAN MASTER



is a three octave musical keyboard. It is beautifully made, has gold plated contacts and is complete with ribbon cable and edge connector. Brand new, only £12 plus £3 postage.

**MUSIC FROM YOUR SPECTRUM 128** We offer the Organ Master three octave keyboard, complete with leads and the interface which plugs into your 128. You can then compose, play, record, store, etc., your own music. Price £19 plus £3 special packing and postage. Order ref 28P2.

**20A DOUBLE POLE RELAY WITH 12V COIL** complete with mounting brackets made by the Japanese Omron Company. Price £2 each. Our ref. 2P173A.

**TORROIDAL MAINS TRANSFORMER** with twin outputs. 6.3V 2A and 12V 600mA, so ideal for FDD power supply. Price £5. Our ref. 5P122.

**HAND-HELD VIDEO LAMP** Mains operated and will enable you to take professional standard videos. Made by the famous Ferguson Company, this uses a 1000w lamp in a fan cooled, hand-held and hand-switched metal housing. Comes complete with optional barn-door assembly and camera bar. Obviously intended to retail at over £60, we offer these at £30 each plus £3 insured delivery. Our ref 30P3.

**OUR ALADDIN'S CAVE** You may be a new reader and not know that we have a shop at 12 Boundary Road, Hove, where you can go and have a browse around at our assortment of 'goodies'. Unfortunately, because of staff shortages, we cannot open on Saturdays yet, so the hours are 9.30am to 5.00pm, Monday to Friday. We of course still serve callers at 250 but request that you bring a completed order form as this is really the mail order dept.

### J & N BULL ELECTRICAL Dept PE, 250 PORTLAND ROAD, HOVE BRIGHTON, SUSSEX BN3 5QT

**MAIL ORDER TERMS:** Cash, PO or cheque with order. Orders under £20 add £1.50 service charge. Monthly account orders accepted from schools and public companies. Access and Bcard orders accepted. Brighton (0273) 734648 or 23500.

### POPULAR ITEMS

Some of the many items described in our current list which will you receive if you request it



**DOUBLE MICRODRIVES** We are pleased to advise you that the Double Microdrives which we were offering at about this time last year are being for the 'QL', 'OPD' and several other computers are again available, same price as before namely £5. Our ref 5P113.

**NOISE FILTERS - MAINS INPUT PLUG TYPE** Japanese made, this is a chassis mounting block with a built in noise filter to cut out surges and voltage peaks which could interfere with and possibly even damage your equipment. These are easy to mount and have a flange with two fixing holes. They take the standard 3 flat pin plug, 2amp model. Price £3 each. Our ref 3P50.

**LEAD LAMP** Motorists' Special. Normal hand-grip type holder, with glass cover to protect the lamp and further protection in the form of a wire guard with a hook for hanging. Ideal as a loft light or for car repairs, etc. Takes 60w lamp. Has good length flex. Price £4. Our ref 4P31.

**PHONE LEADS** 3 metres long, correctly colour coded, one end has flat plug which fits standard BT socket, other end has tag connectors. 2 for £1. Our ref BD639.

**SOFTWARE FOR REMAKING** Just arrived. Large quantity of mainly games. All re on normal tape spools in cassette holders and should be suitable for wiping out and re-making into games or programmes of your own design. We offer 5 different for £2 or 100 assorted for £20. Important note: We cannot say which titles you will get nor accept orders for specified titles or 'so many, all different', etc., so only order if you can take them as they come. Order ref 5 for £2 is 2P224, 100 assorted is 20P10.

**VERY USEFUL MAGNETS** Flat, about 1in long, 1/2in wide and 1/4in thick. These are polarised on their faces which makes them ideal to operate reed switches in doors and windows or to hold papers or labels, etc., to metal cabinets, or even to keep cupboard doors firmly closed. Very powerful. 6 for £1. Our ref BD274(a).

**9in MONITOR** made for ICL, uses Philips black and white tube. Brand new and complete but uncased. £16.00 plus £5.00 post.

**ACORN COMPUTER DATA RECORDER REF ALF03** Made for the Electron or BBC computers but suitable for most others. Complete with mains adaptor, leads and handbook. £10.00. Ref 10P44.

**POWERFUL IONISER** Uses mains transformer. Generates approx. 10 times more ions than the normal diode/cap ladder circuits. Complete kit £12.50 plus £2.00 p&p. Our ref 12P51.

**FREE POWER!** Can be yours if you use our solar cells - sturdy made modules with new system bubble magnifiers to concentrate the light and so eliminate the need for actual sunshine - they work just as well in bright light. Voltage input is .45-you join in series to get desired voltage - and in parallel for more amps. **Module C** gives 400mA, Price £2, Our ref. 2P199 **Module D** gives 700mA, Price £3, Our ref. 3P42.

**SOLAR POWERED NI-CAD CHARGER 4** Ni-Cad batteries AA (HP7) charged in eight hours or two in only 4 hours. It is a complete, boxed ready to use unit. Price £8. Our ref. 8P3.

**SWITCH AC LOADS WITH YOUR COMPUTER** This is easy and reliable if you use our solid state relay. This has no moving parts, has high input resistance and acts as a noise barrier and provides 4kV isolation between logic terminals. The turn-on voltage is not critical, anything between 3 and 30V, internal resistance is about 1k ohm. AC loads up to 10A can be switched. Price is £2 each. Ref. 2P183.

**METAL PROJECT BOX** Ideal size for battery charger, power supply etc.; sprayed grey, size 8in x 4 1/4in x 4in high, ends are louvered for ventilation other sides are flat and undrilled. Order Ref. 2P191. Price £1.

**BIG SMOOTHING CAPACITOR.** Sprague powerlytic 39,000uF at 50V. £3. Our ref. 3P41.

**4-CORE FLEX CABLE.** Cores separately insulated and grey PVC covered overall. Each copper core size 7/0.2mm. Ideal for long telephone runs or similar applications even at mains voltage. 20 metres £2. Our ref. 2P196 or 100 metres coil £8. Order ref. 8P19.

**6-CORE FLEX CABLE.** Description same as the 4-core above. Price 15 metres £2. Our ref. 2P197 or 100 metres £9. Order ref. 9P1.

**13A PLUGS** Good British make complete with fuse, parcel of 5 for £2. Order ref. 2P185.

**13A ADAPTERS** Takes 2 13A plus, packet of 3 for £2. Order ref. 2P187.

**28V-0-20V** Mains transformers 2 1/2 amp (100 watt) loading, tapped primary. 200-245 upright mountings £4. Order ref. 4P24.

**BURGLAR ALARM BELL** - 8" gong OK for outside use if protected from rain. 12V battery operated. Price £8. Ref. 8P2.

**24 HOUR TIME SWITCH** - 16A changeover contacts, up to 6 on/off's per day. Nicely cased, intended for wall mounting. Price £8. Ref. 8P6.

**CAPACITOR BARGAIN** - axial ended, 4700uF at 25V. Jap made, normally 50p each, you get 4 for £1. Our ref. 613.

**SPRING LOADED TEST PRODS** - Heavy duty, made by the famous Bulgin company, very good quality. Price 4 for £1. Ref. BD597.

**TELEPHONES** We have just received a consignment of desk telephones, rotary dial type, in good working order and in a new condition. We offer these at £5 each plus £2 special packing and postage. This model would have the connecting lead with four tags for going into the old type junction box. Our ref 5P134. Or for £6 you can have the same telephone but with the new flat BT type plug fitted. Our ref 6P10.

**3-CORE FLEX BARGAIN No. 1** - Core size 1.25mm so suitable for long extension leads carrying up to 13 amps, or short leads up to 10 amps. 15mm for £2. Ref. 2P190.

**3-CORE FLEX BARGAIN No. 2** - Core size 1.25mm so suitable for long extension leads carrying up to 13 amps, or short leads up to 25A. 10m for £2. Ref. 2P190.

**ALPHA-NUMERIC KEYBOARD** - This keyboard has 73 keys giving trouble free life and no contact bounce. The keys are arranged in two number pad, board size is approx. 13" x 4" - brand new but offered at only a fraction of its cost, namely £3 plus £1 post. Ref. 3P27.

**WIRE BARGAIN** - 500 metres 0.7mm solid copper tinned and p.v.c. covered. Only £3 plus £1 post. Ref. 3P31 - that's well under 1p per metre, and this wire is ideal for push on connections.

**1/8TH HORSEPOWER 12 VOLT MOTOR** Made by Smiths, the body length of this is approximately 3in, the diameter 3in and the spindle 1/8th of an inch diameter. It has a centre flange for fixing or can be fixed from the end by means of 2 nuts. A very powerful little motor which revs at 3,000 rpm. We have a large quantity of them so if you have any projects in mind then you could rely on supplies for at least two years. Price £6. Our ref 6P1, discount for quantities of 10 or more.

**FDD BARGAIN** 3 1/2in made by Chinnon of Japan. Single sided, 80 track, Shugart compatible interface, interchangeable with most other 3 1/2in and 5 1/4in drives. Completely cased with 4 pin power lead and 34 pin computer lead. Price £40. Our ref 40P1.



# HOME AUTOMATION

PART ONE BY JOHN BECKER

*Automation of the home is expected to provide the next mass market for goods and services based on microelectronics and modern communications. The market will be worth many millions of pounds in the UK, billions worldwide. At a two-day conference in London, leading experts discussed the current state of affairs and the outlook for the future.*

**"ACROSS THE RAINBOW BRIDGE ... AND FROM WITHIN THE CASTLE'S CONFINES I YET MAY WIN THE WORLD"**  
(Wotan, expressing hopes for Valhalla)

The Automating the Home 88 conference and exhibition held during December was organised by the combined forces of the National Economic Development Office and RMDP to create a forum in which to explore the opportunities offered by the new market in home automation. The objective of the conference was to inform delegates about the concept of home automation and its importance as a market, and to provide information on some of the most important technological developments.

It was overwhelmingly clear that the speakers had great confidence in the abilities of home automation to provide society with products and services that will allow greater personal freedom, broader access to information, better conservation of energy and wider protection of the environment. Stress was placed on the importance of ensuring standardisation, on the need for reliability and simplicity of operation, and on the need for European manufacturers to win acceptance in a market threatened by US and Japanese domination.

Whereas Wotan's Valhalla was destined to collapse through greed and conflict, Europe's dawning Utopia has every potential for success if manufacturers can get their acts together and ensure that consumers can have confidence in the new

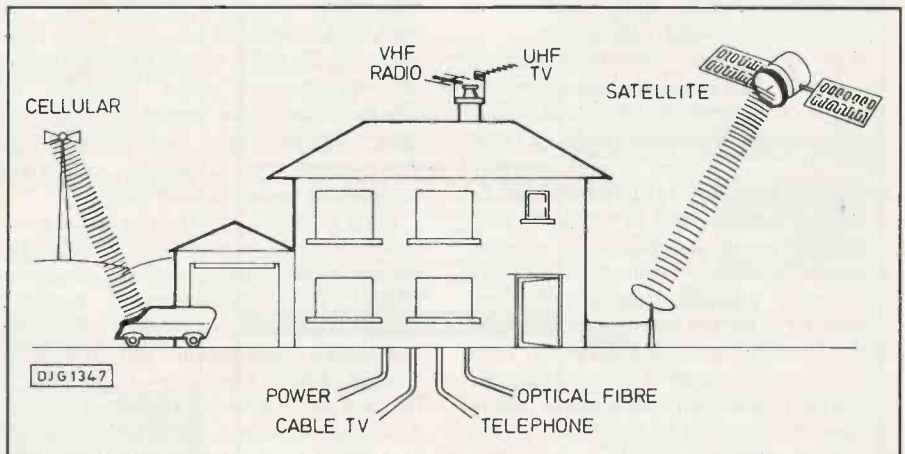


Fig.1. Principle domestic communications access

products and services. For Britain's manufacturers in particular, there are golden opportunities if they can meet the challenge and capitalise on their expertise. And for consumers around the world there are countless benefits to be gained from the new technologies emerging for the automated home.

**I am grateful to RMDP for their kind permission to publish summaries of the information presented at the conference.**

## THE SCOPE OF HOME AUTOMATION

*Dr Gil Jones, the chief executive and founder of RMDP, is a leading expert in retail management information systems and IT applications. He believes that home automation is a very simple concept, and that it has two elements...*

The first is *integration* – the interconnection of systems and appliances that currently operate independently, so allowing easier and more sensitive control. We already have familiar examples of integration, such as videos programmed to record directly from the tv, Prestel which makes use of the tv and the phone, and alarm systems that respond to smoke detection. A fully integrated home would allow control of many other functions, and could, for example, maximise efficiency by bringing all energy-using appliances under a single control.

*Interactivity* is the second element, a current example of which is the telephone, allowing a two-way link with the outside world. In an automated home the phone could be used for remote programming of appliances by a householder who is many miles from home. Many other benefits will also follow by taking advantage of existing technologies. The implementation does not require a massive new programme of

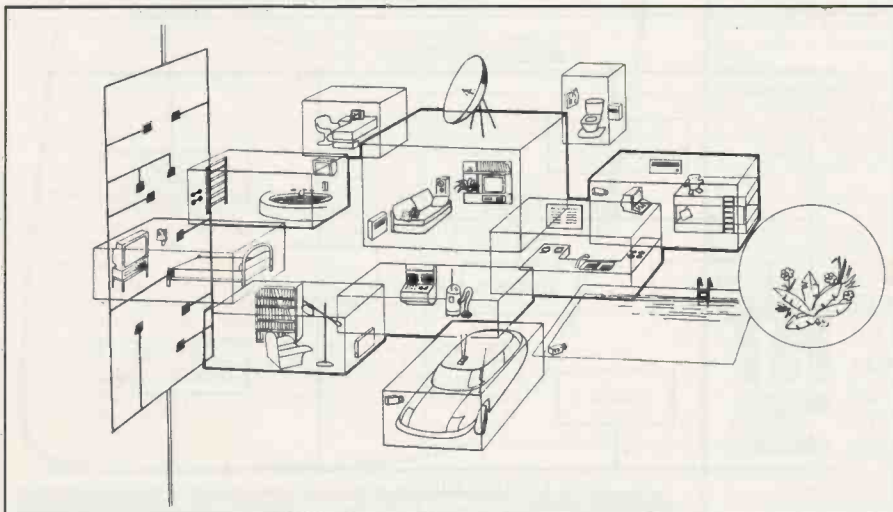



Fig.2. Stylised European concept of home automation as seen by APMF



**Fig.3.** The scope for electronic home management in the kitchen as envisaged by Philips Components

technological development but it does require that domestic appliances, controls and communications must conform to consistent interconnective techniques.

With so much intercommunication between the home and the outside world, the issue of standards assumes even greater importance. The European model of home automation is of a home network to which appliances from any manufacturer can be connected and be able to speak to each other. For home automation to succeed, consumers must have a wide product choice from many different manufacturers, and confidence in the full compatibility between them. If consumers are forced to buy from only one manufacturer in order to maintain appliance compatibility, they could readily become disenchanted with the idea of full home automation. Standards are a kind of universal language, ensuring that intercommunication between products of the various conforming manufacturers are carried out accurately and easily, both within and outside the home.

As yet agreement on acceptable standards has not been reached. If Europe is to remain ahead of the competition in home automation threatened by Japan and the USA, European standards must be determined and published as quickly and widely as possible, and that they should be adhered to. If consumers are offered a hotch potch of incompatible European products that cause them a lot of hassle and pain, they won't buy. South-east Asian companies have already largely mopped up the market in home electronics, motor bikes, cars etc. This time, let's ensure that Britain is able to capitalise on its early expertise.

## IHS EUREKA PROJECT

*John Ryan, of Thorn EMI Central Research Laboratories, discussed the progress and objectives of the Eureka Integrated Homes Systems Project (IHS Eureka), of which he is the project manager. This involves coordinating industry-led groups in France, Italy, Netherlands, UK, West Germany and Sweden. The companies participating are Electrolux/Zanussi, GEC, Philips, Siemens, Thomson and Thorn EMI...*

The main objective of the project is to define an industry specification or standard

for home systems. The standard will cover all layers of communications protocols from the physical interface to the application command language. Apart from achieving the direct benefit to the consumer of choice, a major reason for standardisation is to inspire the necessary sales volume that will justify the development of low-cost electronic components for world-wide markets.

Eureka's scope covers three main areas: *Control and monitoring* – covering security/safety, heating and environmental control, energy management, appliance control. *Entertainment/learning* – covering audio/video distribution and interactive learning. *External services* – in the form of information services, home banking /shopping, work from home, telecontrol and telemetering.

The studies indicate that a very flexible communications network is required, and that for maximum flexibility each application should have a separate control box, situated at a convenient point in the house. This must be able to communicate with other devices and appliances elsewhere in the house. There should be several levels of communications control media available to the systems designer, who would select those best suited to the application, either individually or as a combination. The choice of media should include wire-pairs, coax cable, mainsborne signalling, infrared and low power radio.

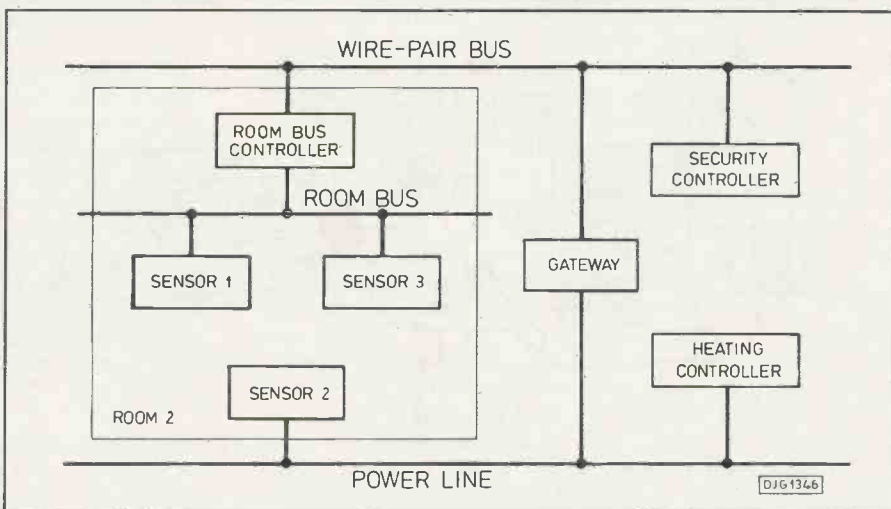
Many sub-networks can be created geographically (room-based) or by medium, enabling complex structures to be chosen. Fig.4 shows an example of a small section of such a network comprising three sub-networks.

One of the main tasks on the project has been to ensure that installation, maintenance and extension of networks can be carried out with a minimum of skill and knowledge. Although the system will use uniquely coded address signals for each application, these should be transparent to the user. Even when installing a new appliance for the first time, or simply moving it from one room to another, all the user needs to know is that he or she plugs in the device, and at most presses a button in order to register it with the system.

Currently, the main task of the project is to complete the demonstration models in order to test and finalise the specifications for the protocols and media. The remaining technical work on Eureka IHS should be complete in Spring 1989.

In parallel with the Eureka IHS project, other international standards bodies are preparing standards on home electronic systems. World-wide there is a joint committee of the International Standards Organisation (ISO) and the International Electrotechnical Commission (IEC). In Europe CENELEC is working on an official European standard, the planned single European market of 1992 being one of the driving forces. The Eureka group has been contributing to the international standards bodies and is studying the standards emerging from the USA and Japan.

The Eureka work ends during 1989, but the participants are planning an Esprit II Home Systems project to continue the work for the future. Additional major European companies have joined this consortium; ABB, AEG, British Telecom and Legrand. Philips will be the prime contractor and a further eleven smaller organisations have become associate contractors. Esprit II will further develop the work of Eureka, taking into account new technology and a wider range of applications.



**Fig.4.** Section of typical security and heating sub-networks (Thorn-EMI)



## REAL WORLD INTERFACING

*Keith Clarke, of British Telecom Research Laboratories, where he is General Manager - Information Technology Products, enlightened the conference on the "Telco Role" in connecting the automated home to the outside world...*

Telephone companies will play a major role in home automation, but difficulties arise if we attempt to segregate developments in the telephone network from those in radio communications, satellite broadcasting and cable tv, since these technologies are still emerging. All the major technical developments foreseen weaken the existing distinctions between the technical media that are used to carry tv, music, business data, computer software and voice telephony. Consequently, the data routing to the home of the future will probably be typified by Fig. 1.

Electric power cables are likely to be used for carrying low speed data for applications such as meter reading and domestic appliance control. Further data can be carried via the copper cables of the existing telephone network, and these will in due course be replaced by optical fibres. Coax cables are used by cable tv companies, and these can be configured in a variety of modes. Radio waves at many frequencies can beam data into the home from a variety of locations, ranging from the top of a local telephone pole or city tower block, to orbiting satellites. And of course, data can be physically carried into the home via a wide variety of devices, such as audio and video cassettes, optical, compact and computer discs, and smart cards.

*In addition to the applications previously identified, Keith Clarke pointed out the importance of communications via the automated home in terms of help for the disabled and sick, and recognised that many more applications will emerge, becoming more demanding as the years go by...*

Many applications will require two-way communication, though some only work effectively in one direction, such as discs, cassettes and most of the radio technologies, with the important exception of cellular. Cellular radio is important because it will link into a European-wide, and possibly world-wide, personal mobility network operated by Telco and others. Some sophisticated cable tv networks can also provide two-way communication.

Security is vital to communications systems serving the automated home. Programme providers will not wish to lose revenue through unauthorised access, and IT systems within the home will contain confidential information, not only of a personal nature, but possibly relating to companies for whom the occupant may be teleworking from home. Providing complete security for IT systems poses a formidable challenge to operators granted the record of computer hackers, telephone and cable tv freaks, video and software pirates.

The problem is most severe for those media which rely on local decoding devices for their security. Secure devices can be created, but only at a price. Systems which take into the home only the information which is required there, such as the telephone network and optical fibre network of the future will be better placed to offer lasting security at an affordable cost.

The technically most attractive facilities must be affordable to the customer. There are no easy solutions, but for technically advanced products, low costs to the customer are achieved through volume manufacture. Two mechanisms can help to achieve this - by applying techniques previously proven in the business sector, and implementing satisfactory international standards.

Currently, POTS (the Plain Old Telephone Service!) provides many services, such as Prestel Videotex, for example. This was invented in the UK nine years ago, and has provided a valuable insight into the types of services that customers, when purchasing in an unsubsidised free market, require. They include teleshopping, home banking, agricultural information, and the purchase via the phone of software for home computers. Operating in a completely different and commercial regulatory environment, the French Minitel operation has put four million terminals into domestic homes and has stimulated a whole range of electronic services.

Services based on voice recognition also have major potential and the Royal Bank of Scotland experiment, using equipment developed by BT has had most encouraging results. Additionally, BT has of course been offering burglar alarm monitoring via the telephone for many years.

BT has introduced Integrated Digital Access (IDA). This has upgraded its copper network to carry digital data at rates up to 128 Kbits/sec for the benefit of business customers. Enhanced signalling facilities such as calling line identification currently enhance business security by identifying which customer is calling. This ability will enhance the security of several home

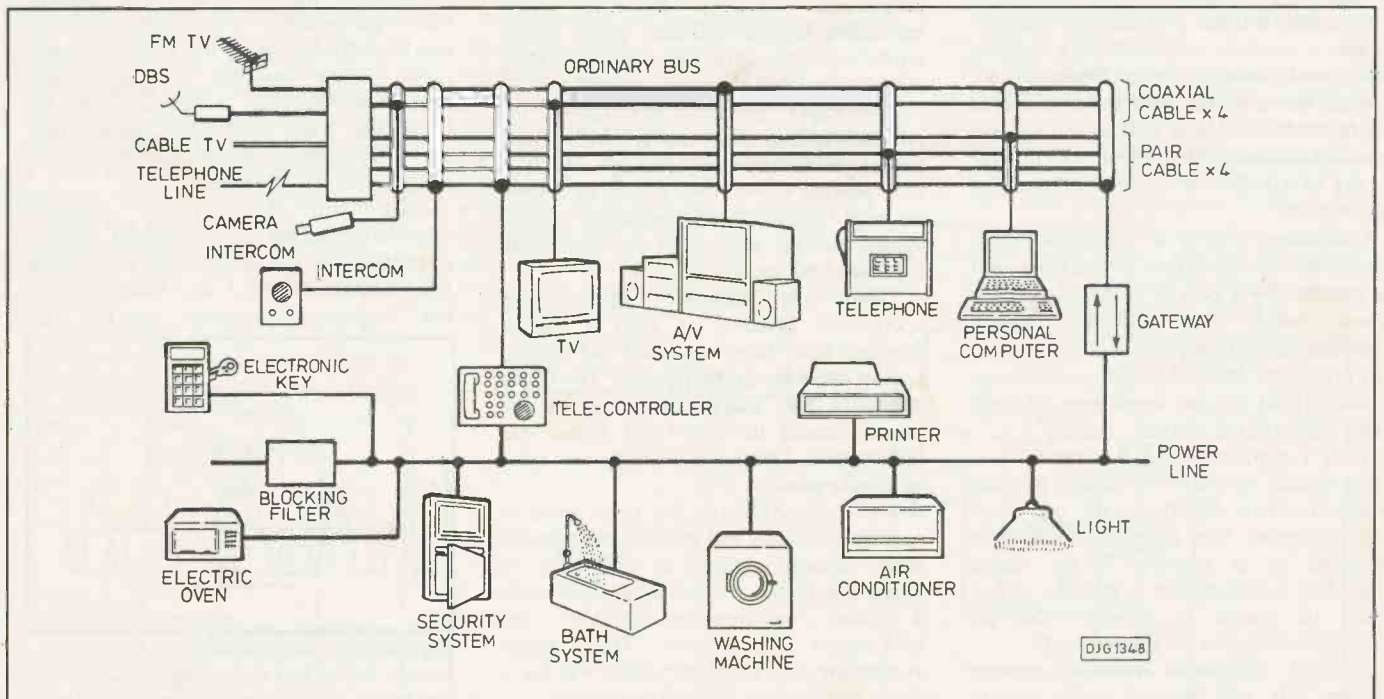


Fig.5. Section of a typical total home bus system (NEC Home Electronics Ltd)

automation applications. It will have further impact in visual telecommunications, permitting still and, with some limitations, moving coloured pictures to be transmitted. This opens the way for the "viewphone" – of particular benefit in teleshopping applications where good quality photographs can be provided via Photovideotex, allowing closer examination of goods before purchase. Upgrading the bandwidth of the telephone network will increase the role for voice recognition services, allowing system vocabularies to be increased. The greatest contribution IDA could make towards automation in the home is through teleworking. IDA would permit computer programming, and other areas such as graphical design, to be equally well performed from home.

The future of the telephone network lies with optical fibres extending to every home. This will facilitate the two-way transfer of high grade visual images for advanced viewphones and teleworking. The speed of implementation is likely to be influenced as much by regulatory restraints as by technical progress, though development is well under way. It is possible that the networks of the future may well be passive optical networks in which channels are switched without converting light to and from electronics, ie, they will be photonic. This is probably the only communications system capable of offering the two-directional bandwidth and the security that will be required for the more ambitious applications in home automation.

Future optical fibre telephone networks will be surrounded by radio transmitters operating in a variety of modes and frequencies, giving customers full personal mobility. Cellular radio, cordless telephones and radio pagers are already well accepted, though their systems are currently fragmented. It is not possible, for example, to use a cordless telephone as a cellular radio even though the technologies are similar. However, the expectation is that in the future the customer will have a stylised personal communicator, which will operate to any of a large number of receivers and transmitters.

Continuing growth in the transmission capabilities of connections to the home will be matched by a growth in the intelligence stored within the network. Modern exchanges already provide services such as call diversion, three-way calling and charge advice. These are the forerunners of even more sophisticated services.

With a periphery of radio transmitters, the telephone network will be able to route communications directly to the individual required, rather than to specific telephone locations as at present. If the called individual is unavailable to take the call, it could be routed to another specified individual, or stored for later retrieval.

Itemised telephone bills is another service that will become more widely available – providing the customer actually

wants it. Some subscribers may not wish that records are made of the numbers being called, and such facilities may need to be restricted by customer preference, or by regulation.

The telephone, or more correctly, the communication networks of the future will have a key role in bringing about the automated home. The networks will be progressively enhanced so that they can carry as much bandwidth as any of the applications now conceived will demand. The question remaining is – has society and the market decided what it wants?

## CABLE SYSTEMS

*Keith Miles is the Director of Finance and Administration at the Institute of Economic Affairs, the well known free-market "Think Tank". Formerly the Director of Finance and Operations at the Cable Authority, he has a past, present and continuing interest in the development of new marketplace services on telecommunication systems. At the time of the conference he had just received the recent White Paper on Broadcasting, and though he'd had little time to digest its implications, he felt obliged to comment on it. He considers that its proposals could have an important effect on the pace of development for cable systems...*

Development will also be affected by the infrastructure study being carried out by the DTI into telecommunications. One paragraph in the White Paper succinctly puts the present policy – "The Government has been keen to facilitate the development of broadband cable, at a pace determined by the market, as a way of providing additional programme services, developing new interactive services and also, in the longer term, as a possible route to increasing competition in telecommunications".

The Paper correctly summarises the present position that "the growth of new cable systems has been slow, though it is now picking up. ....(One reason has been) the high capital costs of installing a cable system and the absence of any significant revenue in the early years."

There are currently eleven new operational systems, at least a further fourteen have been awarded, and around sixteen more are in the pipeline. The Cable Authority has stated that most of the country could be franchised before the Independent Television Commission takes on its new powers.

The Cable Authority has done much to encourage interest and specific experiments have included access to a library of interactive videos, a video juke box service, a video conferencing service, and information databases. The recent availability of Prestel on cable will be a major step forward for both operations.

The new interactive services will be very

cost effective on cable systems in the home situation since the major costs of construction are paid for by the entertainment services. The non-entertainment services on cable are likely to be teleshopping, home banking, booking services, telesoftware, energy management, home security systems, remote meter reading, market research, electronic mail, closed user groups, data transmission, interactive education, database access, and traffic management.

It is clear that interactive services which need a national and very comprehensive service will continue to develop on the public telephone network, whereas those which need bandwidth, such as energy management systems or real time security and local services, will develop on cable. However, in the long term, as the services increase so greater broadband capacity will be required and cable systems will increasingly provide the delivery method.

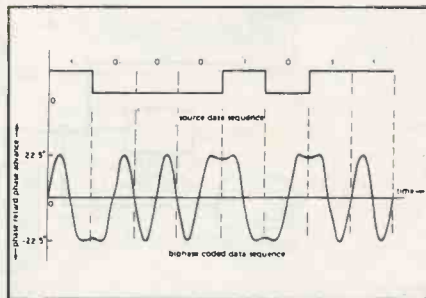
As the findings of the DTI infrastructure study are not yet known caution is advised, but if the study is forward looking, we are in for exciting times.

## BBC'S RADIO DATA SYSTEM

*David Lees works for the BBC, advising on radio and television reception and promoting the world-leading achievements of the BBC's Engineering Division...*

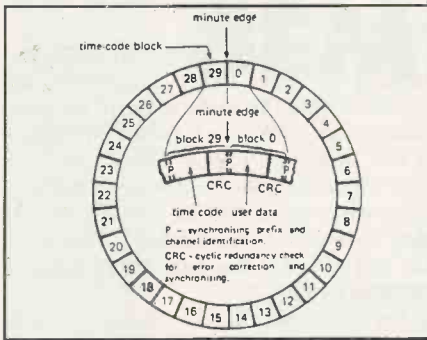
Since almost every home has one or more radios, radio broadcasting is probably the most cost efficient means of getting a multiplicity of programme and data channels into the home for education, information and entertainment. Consequently the BBC has for some time been encouraging more use of fm broadcasts, better performance from radio receivers, and the introduction of the fully automated radio – radio provided with intelligence from data channels associated with the broadcasts. Such radio data channels may also carry services, independent of the radio programme, into the home.

Data will be digitally encoded information added to a broadcast without disturbance to the programme sound. The BBC has developed a data system for its low frequency broadcasts and has also



**Fig.6. Radio-data modulation of an LF carrier. Above is a source data sequence and below it, the same sequence bi-phase coded. (BBC)**





**Fig.7. Arrangement of LF radio-data blocks. Block 0 begins exactly on the clock-time minute. (BBC)**

pioneered, together with European Broadcasting Union partners, the radio data system (RDS) which is used with fm broadcasts.

Three lf transmitters are used by the BBC and operate as a synchronised group on 198kHz, based at Burghead, Droithwich and Westerglen. They have a range of several hundred kilometres and offer national coverage for sixteen low-bit rate data channels. One transmits an accurate clock-time and the others are available for user data.

The UK electricity supply industry has financed BBC's development of the Teleswitching system which uses some of the lf data channels. Teleswitching is used for remote control of electricity use via special electronic time switches (radio teleswitch receivers) installed in the home, so evening out the demand for electricity. This is a prime example of a cost-efficient aspect of home automation.

The long range of lf transmissions also suits them for transmission of digital weather information for land and sea areas without the need to listen to spoken reports.

Spring 1987 saw completion of the initial RDS service ahead of schedule, allowing manufacturers of RDS receivers to "road test" their products. The service went live on 20 Sept 1988 and the installation of the 98 BBC-designed encoders at 48 sites ultimately will bring an RDS service to 75 per cent of the population.

There are five primary RDS features provided by the BBC - PS, PI, AF, ON and CT. The program service name (PS) is eight text characters used to indicate, on an lcd or similar, the service being received. The

programme identification code (PI) is used by the radio to confirm the correct reception of the chosen service. The alternative frequency list (AF) is a sequence of codes representing other radio frequencies used by the chosen service in adjacent areas. This feature is of great value for mobile reception where the RDS radio will retune to the best frequency without having to scan through the whole radio band.

Other networks information (ON) gives tuning information about other services to allow rapid retuning to another programme or to travel announcements. Clock time and date (CT) is derived from the National Physical Laboratory and is automatically updated at changes between GMT and BST.

Motorists will especially benefit from the RDS travel service. The radio can scan for and select a broadcast which carries regular travel messages. When a travel announcement is made the radio is automatically alerted and retunes to the local service providing the travel information. The BBC will start a trial RDS travel service in spring 1989 via five local radio stations - Radio WM, GLR, BBC Essex, Radio Bedfordshire and Radio Kent. A full travel service for the entire UK will follow in due course.

RDS will eventually offer many other features, such as additional motorist's information, radio paging and programme type selection. The latter is used to command the radio to search for a particular type of programme, for example, news, sport, jazz etc. The receivers can also be preprogrammed to automatically recognise and switch on to a particular programme. A radio text service will become available to provide programme related information to home receivers fitted with a display screen. Text messages of up to 64 characters will show programme titles, names, details of music etc. A "transparent" data channel has been designed to permit the delivery of data to specialised external devices - the applications for this channel are numerous and include home automation control. Additional features will also become available.

The BBC considered it essential that an RDS interface should be provided to external devices such as a speech synthesiser, graphics display, printer and personal computer system. As yet the interface has not been fully specified but

will have a minimum of seven lines and each external device should provide an interface connector to daisy-chain to other devices.

Looking further to the future the BBC will base developments on a digital broadcasting system. Sixteen radio channels delivered primarily from satellite and supplemented from terrestrial transmitters will be available to a future generation of fully digital, autotuning receivers.

## DIRECT BROADCAST SATELLITES

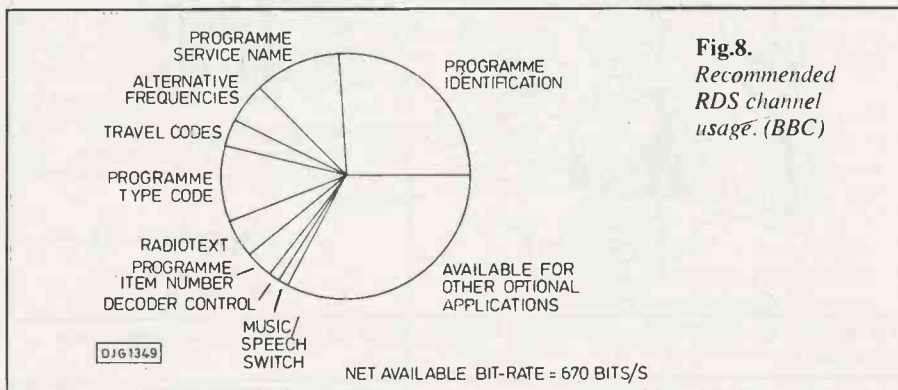
*Walter Anderson, on behalf of the IBA, discussed the new satellite tv services which should become available in the UK over the next few years. By the time this report is published the Astra satellite should already be operational. His expressed opinion is that the BSB satellite will be the most important...*



*The IBA's two eight metre diameter satellite up-link dishes in preparation.*

In the UK, the four earth-bound tv programmes are transmitted from around 900 separate sites and can be received by about 98 per cent of households. Cable distribution networks reach roughly 250,000 households and provide further tv channels, though only where conditions are favourable. The successful launching of the Astra and BSB satellites will permit many more households throughout the UK to receive several additional programmes.

BSB is due to be launched in the autumn and will be a high power direct broadcasting satellite giving three channels. This could be the first operational European satellite service complying with the CCIR standards agreed at the World Administrative Radio Conference in 1977. Although the WARC standards were designed to allow easy reception of high power db's signals using a one metre antenna, improvements in receiver technology now allow domestic equipment to receive lower power transmissions in the fixed satellite service band. The Astra project is based on a medium power concept and is capable of transmitting 16 channels.



**Fig.8. Recommended RDS channel usage. (BBC)**



Viewers connected to a modern broadband cable network can probably expect the satellite services to be available for an extra fee, and possibly without modification to the existing tv set. Other viewers wishing to receive satellite broadcasts will need additional equipment. Since the signal modulations of the two satellites are different, separate aerials and decoders specifically designed for either Astra or BSB will be required. Combined equipment capable of handling signals from both satellites will eventually be produced, but is not yet available. The installation of two separate satellite tv antennas will probably need local planning permission since a Home Office circular on this subject specifies only ONE antenna.

*Walter Anderson went on to discuss the technicalities and merits of the PAL and MAC systems employed by Astra and BSB respectively. He also looked at the medium-term future for satellite tv, including the introduction of high definition sets. Since these subjects have recently been well aired in the media, including PE, and have no immediate significance for home automation control, we have omitted his summary.*

## SMART HOMES

*David Gann of the Science Policy Research Unit (SPRU) at the University of Sussex considered the lessons that can be learnt in the residential market for automated homes from the experience gained with "Intelligent Buildings" in the business sector. He stressed two points, the need for long-term collaboration in strategic research and development, and the need for appropriate skills in design, development, installation, operation and maintenance – in other words, the need for "smart people". He pointed out how IT is having an impact on financial services, office automation, the automobile industry, and how American and Japanese firms are gearing up for the Single European Market. With regard to the building industry, he quoted from Kipling –*

How very little,  
Since things were made  
Things have altered  
In the building trade.

Should we be surprised at predictions of radical change spurred by IT in the building industry which everyone thinks to be so traditional and slow moving? Can British firms respond to the challenge?

The diffusion of microelectronics into buildings provides a massive potential for new market opportunities. The smart home is a scaled down version of the intelligent office – the principles are the same and they both use similar technologies. There are few examples of intelligent buildings, though

there are those which incorporate integrated building management in which the energy management system is a central feature.

An intelligent office building would include – *Building Automation* comprising energy management, temperature and humidity control, fire and security protection, lighting and maintenance management, and access control. *Office Automation* would consist of LANs, EM, data and word processing, management reporting, and other internal communications such as audio/visual. *Enhanced Telecoms* would include digital PABX, routing cost analysis, and teleconferencing. *Responsiveness to Change* would reflect the ability of buildings to accommodate changes in individual requirements and organisational demands. Many of these facilities would be expected in scaled down form in smart homes, substituting entertainment in place of the audio/visual and teleconferencing facilities.

The demand for intelligent buildings has been fueled by the need for greater energy efficiency, better control over the internal environment, and new ways of doing business via IT. Response to this demand has led to a number of new small innovative firms entering the market and competing successfully with large established firms. However, short product life cycles and long lead times in development may force many smaller firms to enter into collaborative agreements. Investment in long term strategic R&D is of paramount importance – as the Japanese have already recognised. The Eureka project discussed earlier is a European example of collaborative R&D. The Japanese involvement in intelligent buildings has prompted large construction firms to invest more on R&D in collaborative ventures. Where possible British manufacturers and construction firms (ie, house builders) should participate in greater collaboration.

Furthermore, there is the need to tie down standards in the industry to provide better systems integration. Firms may resist systems compatibility to preserve a market

niche, but this could slow the overall growth of the market.

Firms also need to address education and training on two fronts. Customers and consumers must be made aware of the smart house concept: Why is it useful? What does it do? How does it work? How easy is to use? There are several cases where building users have turned off their systems because they have not understood them. This is not the sort of image that an industry needs to promote its sales.


On the second front, the industry is in its infancy and needs to consider where the skills will come from to design, develop, manufacture, install and maintain the systems. Inadequate training is threatening to curtail the rate of growth in the business sector. Skill shortages and poaching at all levels are making it difficult for firms to plan their work loads. Cowboys have discredited certain quarters of the building industry, particularly domestic repair and maintenance – will we see the rise of the smart homes cowboy? And will the declining number of school leavers pose a constraint to expansion in the future?

Collaboration in strategic R&D and training a skilled workforce are matters vital to the implementation of the smart homes concept.

*Having seen how information can be brought into and out of the home, next month we shall look areas in which home automation can be applied.* **PE**



*Just for interest – Thorn EMI's purpose-built experimental automated house.*



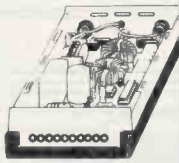
*If Wotan had installed Home Automation, Valhalla might have been a dream home come true as well.*



## POWER CONDITIONER

FEATURED IN ETI  
JANUARY 1988

The ultimate mains purifier. Intended mainly for lowering the noise floor and improving the analytical qualities of top-flight audio equipment.



The mains filter section contains thirteen capacitors and two current balanced inductors, together with a bank of six VDRs, to remove every last trace of impulsive and RF interference. A ten LED logarithmic display gives a second by second indication of the amount of interference removed. Our approved parts set consists of case, PCB, all components (including high permeability toroidal cores, ICs, transistors, class X and Y suppression capacitors, VDRs, etc.) and full instructions.

PARTS SET £28.50 + VAT

A low cost (but high performance) mains conditioner is also available.  
MAINS CONDITIONER PARTS SET £5.40 + VAT  
RUGGED PLASTIC CASE £1.80 + VAT



## KNIGHT RAIDER

FEATURED IN ETI JULY 1987

The ultimate in lighting effects for your Lamborghini, Maserati, BMW (or any other car, for that matter). Picture this: eight powerful lights in line along the front and eight along the rear. You flick a switch on the dashboard control box and a point of light moves lazily from left to right leaving a comet's tail behind it. Flip the switch again and the point of light becomes a bar, bouncing backwards and forwards along the row. Press again and try one of the other six patterns. An LED display on the control box let's you see what the main lights are doing.

The Knight Raider can be fitted to any car (it makes an excellent fog light!) or with low powered bulbs it can turn any child's pedal car or bicycle into a spectacular TV-age toy!

The parts set consists of box, PCB and components for control, PCB and components for sequence board, and full instructions. Lamps not included.

PARTS SET £19.90 + VAT

## RAINY DAY PROJECTS



All can be built in an afternoon!

- JUMPIN' JACK FLASH (ETI March 1988)  
Spectacular rock stage and disco lighting effect! £6.90 + VAT
- CREDIT CARD CASINO (ETI March 1987)  
The wicked pocket gambling machine £5.90 + VAT
- MAINS CONTROLLER (ETI January 1987)  
Isolated logic to mains interface £6.20 + VAT
- MATCHBOX AMPLIFIERS (ETI April 1986)  
Listen: 50W of Hi-Fi power from an amp small enough to fit in a matchbox
- Matchbox Amplifier (20W) £6.50 + VAT
- Matchbox Bridge Amplifier (50W) £8.90 + VAT
- L165V Power Amplifier IC, with data and circuits £3.90 + VAT
- TACHO/DWELL METER (ETI January 1987)  
Turn your Metro into a Porsche! £16.40 + VAT
- HI-FI POWER METER (ETI May 1987)  
Measures Hi-Fi output power up to 100W - includes PCB, components, meters
- Mono power meter £3.90 + VAT
- Stereo power meter £7.20 + VAT



FEATURED IN ETI  
AUGUST 1988

There's nothing quite so encouraging as having a quantifiable result to show for your training efforts. If you are not particularly fit, your resting heart rate will be around 80 beats per minute; dramatically - possibly to 60bpm or less. With the S101, you can watch your progress day by day.

Breathing is important too. How efficiently do you take up oxygen? How quickly do you recover from 'oxygen debt' after strenuous activity? The S101 will let you know.

The approved parts set consists of: case, 3 printed circuit boards, all components (including 17 ICs, quartz crystal 75 transistors, resistors, diodes and capacitors), LCD switches, plugs, sockets, electrodes and full instructions for construction and use.

PARTS SET £33.80 + VAT

Some parts are available separately. Please send SAE for lists or SAE + £2 for lists, circuit, construction details and training part (free with parts set).



## THE DREAM MACHINE

FEATURED IN ETI  
DECEMBER 1987



Adjust the controls to suit your mood and let the gentle, relaxing sound drift over you. At first you might hear soft rain, sea surf, or the wind through distant trees. Almost hypnotic, the sound draws you irresistibly into a peaceful, refreshing sleep.

For many, the thought of waking refreshed and alert from perhaps the first truly restful sleep in years is exciting enough in itself. For more adventurous souls there are strange and mysterious dream experiences waiting. Take lucid dreams, for instance. Imagine being in control of your dreams and able to change them at will to act out your wishes and fantasies. With the Dream Machine it's easy!

The approved parts set consists of PCB, all components, controls, loudspeaker, knobs, lamp, fuseholders, fuse, mains power supply, prestige case and full instructions.

PARTS SET £16.50 + VAT

Ben Sweetland's best seller GROW RICH WHILE YOU SLEEP is now in stock. £2.95 (NO VAT)

# THE MISTRAL AIR IONISER

The best ioniser design yet - this one has variable ion drive, built-in ion counter and enough power to drive five multi-point emitters. For the technically minded, it has nine main drive stages, five secondary drives, and a four section booster to give an output capability of almost fifteen billion (1.47 x 10<sup>10</sup>) ions every minute, or 2.45 x 10<sup>11</sup> ions per second. With extra emitters this can be increased still further!



PARTS SET £24.80 + VAT

The parts set includes case, printed circuit boards, 126 top grade components, all controls, lamps, hardware, a multi-point phosphor-bronze emitter and full instructions.

Some parts are available separately - please send SAE for lists, or SAE + £1 for lists, circuit and construction details and further information (free with parts set).

## READY-BUILT MISTRAL

The Mistral Ioniser (and most of our other projects) can now be supplied built, tested and ready to go. For details, please contact Peter Leah at P.L. Electronics, 8 Woburn Road, Eastville, Bristol BS5 6TT. Tel: 0272 522703. Evenings Only

INTERNAL EMITTER £2.69 + VAT

Can be used in place of the P-B external emitter, or both can be used together for the highest ion output. Parts set includes PCB, ion emitters, components and instructions.

## IPA BOARD CLEANER

Essential for removing grease and flux residues from the Mistral PCB to achieve peak performance. Applicator brush supplied.

£0.98 + VAT


## ION FAN

An almost silent piezo-electric fan, mains operated, to pump ions away from the emitter and into the room. Increases the effectiveness of any ioniser by five times!

£9.80 + VAT

## TV BOOSTER

Good TV pictures from poor aerials is what this project is all about. Keith Brindley's Aerial Booster gives a massive 23dB gain to ensure good viewing for campers and caravanners, from indoor aerials, or wherever a properly positioned high-gain antenna is not practical.



Based on the OM335 hybrid amplifier, the booster has specifications to rival the best widespread operator from 10MHz to 1.4 GHz, mid-band gain of up to 26dB and a wide supply range of 9V to 26V (it will run from car batteries for caravanners, dry batteries for campers, or a mains 'battery eliminator' in the home). No special UHF construction skills are needed - the project could be made by a careful beginner.

There are two parts sets for the project. AA1 contains the printed circuit board, OM335 hybrid amplifier, components and instructions. AA2 is the optional case set, rugged screwed box, front and rear panels, waterproofing gaskets, feet, sockets and hardware.

AA1 PARTS SET £12.80 + VAT

AA2 PARTS SET £4.80 + VAT

## POWERFUL AIR IONISER

FEATURED IN ETI  
JULY 1986

Ions have been described as 'vitamins of the air' by the health magazines, and have been credited with everything from curing hay fever and asthma to improving concentration and putting an end to insomnia. Although some of these claims may be exaggerated, there is no doubt that ionised air is much cleaner and purer, and seems much more invigorating than 'dead air'.

The DIRECT ION ioniser caused a great deal of excitement when it appeared as a constructional project in ETI. At last, an ioniser that was comparable with (better than?) commercial products, was reliable, good to build, and fun! Apart from the serious applications, some of the suggested experiments were outrageous!

We can supply a matched set of parts, fully approved by the designer, to build this unique project. The set includes a roller trimmed printed circuit board, 66 components, case, mains lead, and even the parts for the tester. According to one customer, the set costs about a third of the price of the individual components. What more can we say?



PARTS SET WITH BLACK CASE £11.50 + VAT

PARTS SET WITH WHITE CASE £11.80 + VAT

## BURGLAR BUSTER

Be safe from intruders with our Burglar Buster alarm system! It has all the features you'd expect from a high-tech alarm: entry and exit delay, anti-tamper loop, delay warning and control-box protection.

The parts set includes all four PCBs and all components to go on them. Other parts (case, switches, etc.) are available separately, if you haven't got anything suitable in your spares box. Set contains 4 PCBs, ICs, transistors, relays, capacitors, resistors, diodes, regulator, piezo sounder and full instructions.

BB1 PARTS SET £12.80 + VAT

## LEDs

Green rectangular LEDs for bar-graph displays.

50 for £3.50 500 for £25

100 for £6 1000 for £45

DIGITAL AND AUDIO EQUIPMENT LEDs

Assorted 3mm LEDs: red, green, yellow and orange.

25 of each (100 LEDs) for £6.80

U.K. orders: please add 80p post and packing and 15% VAT to total.

Europe and overseas: no VAT. Carriage and insurance £4.50.

Please allow up to 14 days for delivery.

## BRAINWAVE MONITOR



FEATURED IN ETI  
AUGUST 1987

The most astonishing project ever to have appeared in an electronics magazine. Similar in principle to a medical EEG machine, this project allows you to hear the characteristic rhythms of your own mind! The alpha, beta and theta forms can be selected for study and the three articles give masses of information on their interpretation and powers.

In conjunction with Dr. Lewis's Alpha Plan, the monitor can be used to overcome shyness, to help you feel confident in stressful situations, and to train yourself to excel at things you're 'no good at'.

Our approved parts set contains case, two PCBs, screening can for bio-amplifier, all components (including three PMI precision amplifiers), leads, brass electrodes and full instructions.

PARTS SET £36.90 + VAT ALPHA PLAN BOOK £2.50 SILVER SOLUTION (for pairing electrodes) £3.60 + VAT

Parts set available separately. We also have a range of accessories, professional electrodes, books, etc. Please send SAE for lists, or SAE + £2 for lists, construction details and further information (free with parts set).

Specialist  
SEMICONDUCTORS  
LIMITED

Tel: (0600) 3715

SALES DEPT., ROOM 108, FOUNDERS HOUSE, REDBROOK, MONMOUTH, GWENT.



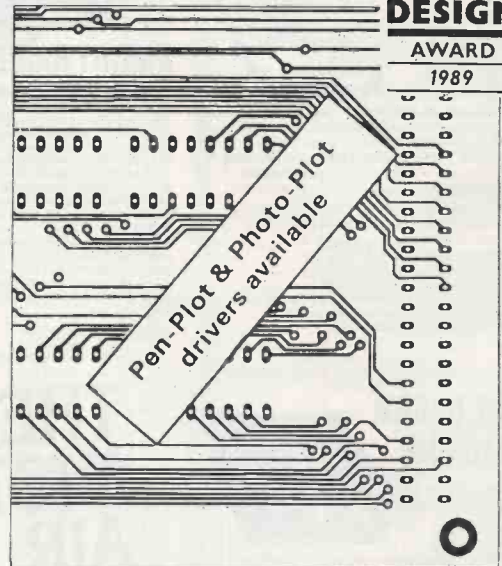
# MAKING ELECTRONICS C.A.D. AFFORDABLE

## PCB CAB, FOR THE PC/XT/AT – EASY-PC AND TINY-PC

- Are you still using tapes and a light box?
- Have you been putting off buying PCB CAB software?
- Have you access to an IBM PC/XT/AT or clone inc Amstrad 1640 & 1512 or Archimedes with P.C. Emulator?
- Would you like to be able to produce PCB layouts up to 17" square?
- With up to 8 track layers and 2 silk screen layers?
- Plus drill template and solder resist?
- With up to eight different track widths anywhere in the range .002 to .531"
- With up to 16 different pad sizes from the same range?
- With pad shapes including round, oval, square, with or without hole and edge connector fingers?
- With up to 1500 IC's per board, from up to 100 different outlines?
- With auto repeat on tracks or other features – ideal for memory planes?
- That can be used for surface mount components?
- With the ability to locate components and pads on grid or to .002" resolution?
- With an optional auto via facility for multilayer boards?
- With the ability to create and save your own symbols?
- That can be used with either cursor keys or mouse?
- That is as good at circuit diagrams as it is a PCB's?
- That outputs to Dot Matrix Printer, or, with extra drivers can drive a pen plotter or photoplotter.
- Where you can learn how to use it in around an hour?

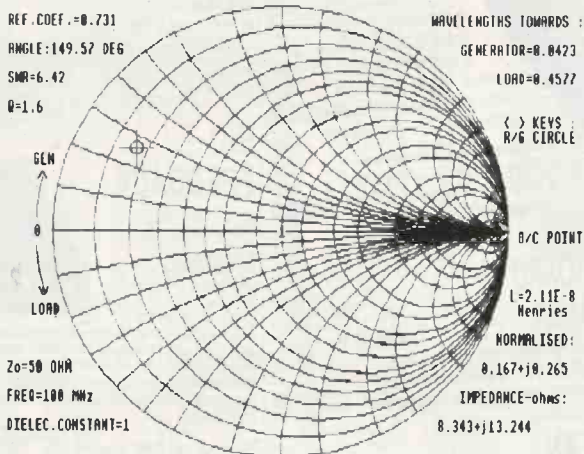
**TINY-PC £95.00 + VAT EASY-PC £275.00 + VAT**

**BRITISH  
DESIGN  
AWARD  
1989**



### SMITH CHART PROGRAM – Z-MATCH

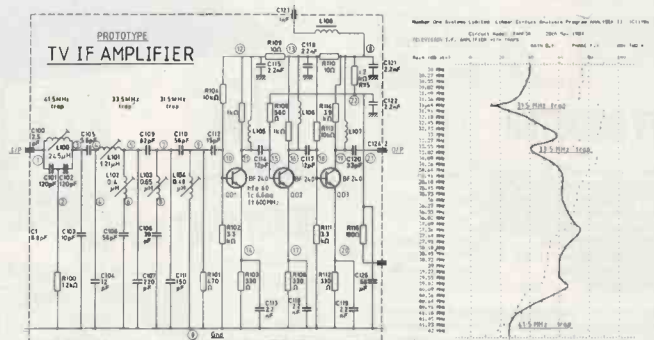
For IBM, PC/XT/AT and clones inc. Amstrad 1512 and 1640 and BBC B, B+ and Master.



Z-MATCH – Takes the drudgery out of R.F. matching problems. Includes many more features than the standard Smith Chart. Provides solutions to problems such as TRANSMISSION LINE MATCHING for AERIALS and RF AMPLIFIERS with TRANSMISSION LINE TRANSFORMER and STUB MATCHING methods using COAXIAL LINES MICROSTRIP, STRIPLINE and WAVEGUIDES. the program takes account of TRANSMISSION LINE LOSS. DIELECTRIC CONSTANT, VELOCITY FACTOR and FREQUENCY. Z-MATCH is supplied with a COMPREHENSIVE USER MANUAL which contains a range of WORKED EXAMPLES  
**£130 for PC/XT/AT etc £65.00 for BBC B, B+ and Master**

### CIRCUIT ANALYSIS BY COMPUTER – ANALYSER II

For IBM, PC/XT/AT and clones inc. Amstrad 1512, 1640, R.M. NIMBUS, and BBC B, B+, and Master.



"ANALYSER II" – Analyses complex circuits for GAIN, PHASE, INPUT IMPEDANCE, OUTPUT IMPEDANCE and GROUP DELAY over a very wide frequency range. Ideal for the analysis of ACTIVE and PASSIVE FILTER CIRCUITS, AUDIO AMPLIFIERS, LOUDSPEAKER CROSS-OVER NETWORKS, WIDE-BAND AMPLIFIERS, TUNED R.F. AMPLIFIERS, AERIAL MATCHING NETWORKS, TV I.F. and CHROMA FILTER CIRCUITS, LINEAR INTEGRATED CIRCUITS etc. STABILITY CRITERIA AND OSCILLATOR CIRCUITS can be evaluated by "breaking the loop". Can save days breadboarding and thousands of pounds worth of equipment.

**£195 for PC/XT/AT etc. £130 for BBC B< B+ and Master**

All prices Ex-VAT  
 WRITE OR PHONE FOR FULL DETAILS:- REF PE

**Number One Systems Ltd**



Harding Way, St Ives, Huntingdon Cambs, PE17 4WR  
 Tel: St Ives (0480) 61778  
 We provide full after-sales support with free telephone 'hotline help' service.  
 Software updates are free within 6 months of purchase date.



# SATELLITE FUNDAMENTALS

## PART ONE - BY TOM IVALL SPACECRAFT LAUNCHING AND ORBITING

*Once launched, its height above the Earth's surface, direction with regard to Earth's axis, and speed of travel all have a bearing on the function of a communications satellite.*


This year the British public should be in a position to receive television programmes from a completely new source – direct broadcasting satellites. In October 1988 the French launched their high-power TDF-1 and in December Luxembourg-based company Société Européenne des Satellites put its medium-power Astra into orbit. And if all goes according to plan, British Satellite Broadcasting will be transmitting programmes on high power from a UK-owned spacecraft due to be launched in August this year.

Before the advent of these direct broadcasting types all the satellite tv programmes we have been receiving so far have come from relatively low power communications satellites. Originally the idea was to use these comsats simply to send tv signals from point to point, as if along a cable. This point-to-point communication has two main purposes: to exchange tv programmes between broadcasting organizations in different parts of the world; and to send tv signals to cable television stations for subsequent local distribution.

But because the beams from these communications satellites cover very large areas of the Earth the signals also became available, willy-nilly, to everyone living in these areas. It was broadcasting by accident, you might say. Hence the rise of a small, specialised industry for supplying what is called television receive-only (TVRO) equipment to the general public.

A later article will deal with what you need to know and do if you are thinking of setting up your own station to receive either the low power or the direct broadcast (higher power) tv programmes. But these, of course, are not the only satellite signals which PE readers might be interested in picking up with their own equipment. There are other transmission, for example from the Oscar amateur radio satellites and from weather satellites.

Although the orbits, frequencies, powers, modulation and coding systems and so on widely over the whole range of transmissions from spacecraft, the fundamental



*Illustration by courtesy of Inmarsat*

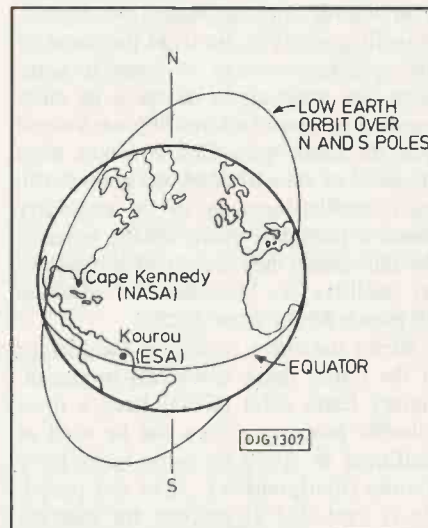
principles are the same. They are based on the laws of physics, of course. If you have a good grasp of these principles you can apply them to any particular kind of satellite in which you are interested.

### SATELLITE TYPES

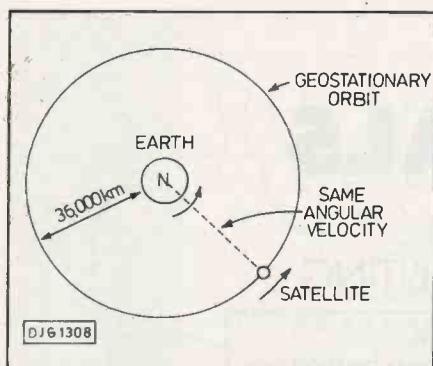
There are two major groups of spacecraft orbiting the Earth. The ones nearest to us are mainly used for observing the Earth through various instruments, for scientific, meteorological, geophysical, military and other such purposes. They are at altitudes in the region of 200 to 300 kilometres and travel right round the Earth in about 1½ hours in what are called low Earth orbits (LEO). This works out to a speed of about 8 km per second.

Because these LEO spacecraft appear and disappear quite rapidly – travelling from one part of the horizon to another in about 30 minutes – they are not suitable for communications or broadcasting work. But of course the optical or other physical information they provide has to be transmitted to Earth by radio signals. So ground receiving stations have to track them as they pass overhead, or spe-

cial high-altitude relay satellites have to pick up the signals as they pass below.



**Fig.1.** Example of orbit of low-altitude satellite, passing over the poles. Many other orbital planes at various angles to the equator are in use. The two launching sites shown on the globe were chosen to be as near to the equator as possible. Other sites are in southern regions of China, Japan and the Soviet Union.



**Fig.2.** Satellite in geostationary orbit, pictured from a point 'above' the North pole. It travels round at exactly the same speed (angular velocity) as the rotation of the Earth and so appears to be stationary over a fixed point on the equator.

Fig. 1 shows an example of a low Earth orbit going more or less over the north and south poles – a polar orbit. It has the advantage that as the Earth revolves on its own (spin) axis under this orbital path the observational satellite scans a fresh north-south strip of the Earth's surface every 90 minutes or so – thus covering the entire surface in 16 orbits.

America's space shuttle operates at LEO altitude – for a while becoming an orbiting rather than a power-driven vehicle – when it is launching satellites and doing other jobs. The Discovery orbiter, for example, travelled round at an altitude of 257 km in its successful four-day mission last September. Presumably the Soviet Union's space shuttle will be doing much the same.

The second major group of satellites is at an altitude of about 36,000 km (Fig. 2). Travelling at about 3km/s in the plane of the equator, they take 24 hours to complete one orbit of the Earth – in other words they have the same angular velocity as the Earth spin. Consequently, from the point of view of an observer on Earth, each satellite appears to be stationary above a particular point on the equator. For this reason they are called geostationary satellites (see Mike Sanders' article in PE March 88 for more details).

Being stationary relative to the surface of the Earth, these spacecraft in geostationary Earth orbit (GEO) have a most valuable property. They can be used as platforms in space to carry radio relay stations (transponders). How this principle is exploited in practice for relaying signals over great distances round the Earth is explained in detail in Mike Sanders' three articles mainly devoted to communications satellites (Mar, Apr, May 88). In addition these geostationary satellites are used for broadcasting to particular areas – the transmitter of the relay station being more powerful than in com-

stats – and for observing the Earth's cloud cover for meteorological and weather forecasting purposes.

Between these LEO and GEO groups of spacecraft there are various other satellites at intermediate altitudes. For example, at about half way between the LEO and GEO groups there are some navigational satellites (both American and Russian) by which ships, aircraft and land vehicles can find their positions electronically.

One of the latest amateur radio satellites to be launched, Oscar 13 (also known as Amsat IIIIC), orbits at an altitude which is varying all the time. The lowest point of the orbit, called the perigee, is 1500 km, while the highest point, or apogee, is at 36,000 km. When traced out in space this path forms an ellipse. All such tracks in which the satellite altitude is continuously varying are called elliptical orbits (see example in Fig. 3).

In contrast, all of the GEO spacecraft and some of the others mentioned above travel at constant altitudes and therefore have circular orbits.

## EARTH ORBITS

Let us now look at orbits in a bit more detail. In general terms an orbit is the path followed by an object round a centre of mass. The orbiting object can be a natural satellite like the moon or an artificial satellite as discussed in this article.

The centre of mass is at a point somewhere between the Earth and the satellite. It is where the total mass of the system – Earth plus satellite – can be considered to be concentrated at a single point in space. But as the mass of the Earth is so very much greater than that of the satellite it has a swamping effect, so that the centre of mass is in fact very close to the centre of the Earth.

Strictly speaking, both the Earth and

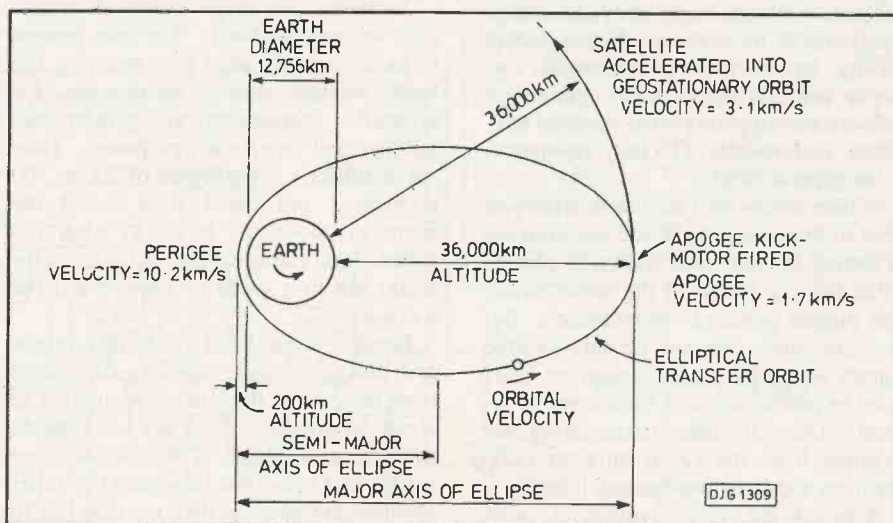
satellite are orbiting this common centre of mass. But because this common centre is so close to the Earth's geophysical centre we can ignore the theory and for all practical purposes simply consider the Earth as 'fixed' and the satellite as orbiting its normal centre.

Once an artificial satellite has been put into orbit by a launching vehicle it is no longer being driven directly by a motor or engine. How, then, does it manage to stay up there, almost indefinitely?

The short answer is that it stays up there for the same reason that the moon remains in orbit and doesn't crash into the Earth. The spacecraft is being moved by the combined effect of two main forces acting on its mass. One is the original force imparted to it by the launching rocket or space shuttle – just as a cricket ball has a force imparted to it by the arm of the bowler and continues on towards the batsman. In physics language this is the inertia of the body.

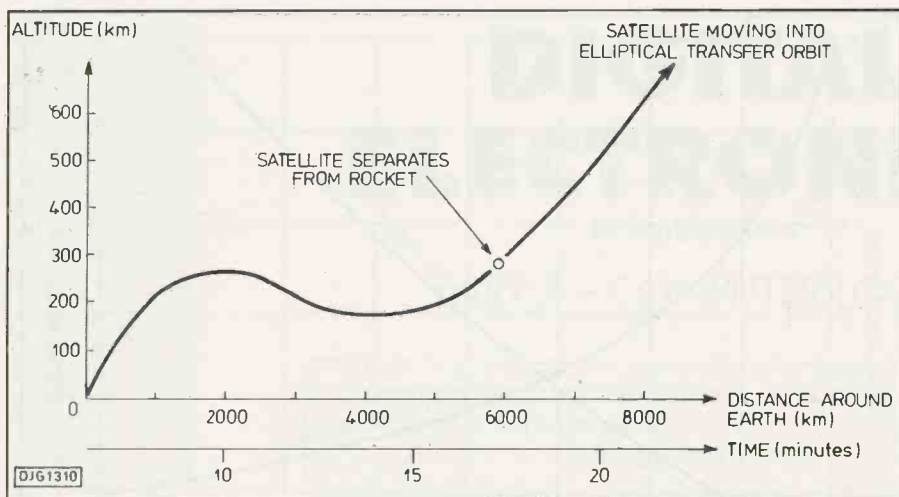
The second force is gravitational pull, or more precisely the force resulting from the gravitational attraction between the mass of the Earth and the mass of the satellite. As Isaac Newton discovered, this is proportional to the product of the two masses and inversely proportional to the square of the distance between them (the inverse square law).

Leaving aside other influences, the launcher on its own would cause the satellite to travel in a straight line right away from the Earth. But the force of gravity prevents this by pulling the satellite towards the Earth. In a sense the orbiting satellite is always falling towards Earth, but it never actually hits the planet because the original launching force and the inertia of the satellite are acting against this. The result of this interaction of forces on the mass of the satellite is the orbital path round the centre of the Earth.



**Fig.3.** Launching a geostationary satellite by means of an elliptical transfer orbit. The diagram also carries particular examples of characteristics and measurements used to define all satellite orbits.





**Fig. 4.** Launching trajectory of an Ariane-3 rocket, lifting-off from the Kourou site shown in Fig. 1. After separating from the rocket, the satellite continues on in the same trajectory into an elliptical transfer orbit.

## ORBIT CHARACTERISTICS

The orbital path thus traced out by the satellite has a size, a shape and a position in space relative to the Earth. First, as we have seen, the spacecraft has an altitude – constant in circular orbits, varying in elliptical orbits. There is a lowest point (perigee) and a highest point (apogee).

If you imagine the orbital path as being drawn on a huge flat surface, this surface forms what is called the orbital plane. And the orbital plane lies at a particular angle relative to the Earth – see Fig. 1 for example. This angle is in fact measured between the orbital plane and the plane of the Earth's equator, and is called the inclination. Oscar 13, for example, travels in an orbital plane with an inclination of 57°.

An elliptical orbit, as the name implies, has the properties of a mathematical ellipse (one of the conic sections). Its size and shape are defined by measuring its semi-major axis and calculating its eccentricity (distance between ellipse foci divided by length of major axis).

But apart from size and shape the orbit also has a position in space relative to the Earth's lines of latitude and longitude. In Fig. 1, for example, the plane of the polar orbit cuts across the equator just south of Mexico at a longitude of about 95° East. The position of the orbit is actually measured as an angle relative to zero degrees longitude (the Greenwich meridian). Furthermore, to define an orbit properly we have to know where its apogee and perigee lie relative to the Earth. This is measured as the angle between the perigee and a point, called the ascending node, where the satellite crosses the Earth's equator from south to north.

Only one thing remains to give a full specification of a satellite's orbit. This is the time taken to complete one orbit, called the orbital period. As we've seen, this is in the region of 1½ hours for LEO

satellites and 24 hours for GEO satellites (to be precise, 23 hours, 56 minutes, 4.1 seconds). Oscar 13 has an orbital period of about 11 hours. To get the exact position of the spacecraft at any given moment we also need to know the time at which it passes through the perigee.

## LAUNCHING SATELLITES

As the next article will be mainly about picking up signals from geostationary satellites, let us illustrate the principles outlined above with an example of one of these – the launching and injection into orbit of the Eutelsat I-F5 communications satellite. Like earlier ones in the same series, this spacecraft was specified, purchased from the manufacturers and then launched, under the name ECS-5, by the European Space Agency. After putting the comsat into orbit ESA handed it over to the European Telecommunications Satellite Organization (Eutelsat), which now manages and operates it.

Eutelsat I-F5 was put into a geostationary orbit by using what is called a geostationary transfer orbit (GTO). This is elliptical in shape, as shown in Fig. 3. The procedure is the most economical one possible in the use of rocket and spacecraft fuel and therefore minimises the cost of launching and the cost of the satellite system overall. So it is widely used for launching, having now proved itself for 25 years or more.

An Ariane-3 rocket launched the satellite (together with an Indian comsat, Insat 1C) from the launching site of the Arianespace company at Kourou, French Guiana. This is on the Atlantic coast of South America, just north of the mouth of the Amazon river (Fig. 1). Being only about 5° north of the equator, it is in a good position to take advantage of the 'sling-shot' effect given by the rotation of the Earth, which has maximum velocity

at the equator. The satellites in their rockets are launched in an easterly direction over the Atlantic and they get an extra velocity boost of about 4.5 metres per second from this natural sling-shot effect, again saving some rocket fuel.

Fig. 4 shows the rocket/satellite launching trajectory. The Ariane-3 rocket initially goes up vertically from the lift-off pad but is soon tilted by its controls in an easterly direction. By the time it has travelled about 2000 km down range it is more or less horizontal and parallel with the Earth's surface.

At this stage the rocket trajectory is virtually part of a low Earth orbit, at an altitude of about 200 km. This trajectory continues for approximately 15 minutes after lift-off, until the rocket is approaching the west coast of Africa, some 5000 km down range.

If the rocket were indeed in a low Earth orbit it would of course continue to travel around indefinitely at a constant altitude of about 200 km. But in fact, with all three of its propulsion stages now fired, the rocket has already increased its speed beyond the 8 km/s necessary to keep it in the circular low Earth orbit. The effect of this acceleration is to throw the rocket outwards, away from the Earth, so that it moves from part of a circular orbit into an elliptical orbit, as shown in Fig. 3.

At about 18 minutes after lift-off and some 6000 km along this new track the satellite separated from the rocket and continued to travel onward in the same elliptical path. Initially it had a velocity in the region of 10 km/s but gradually slowed down over several hours as it approached the apogee – rather as a cricket ball thrown upwards slows down as it nears the top of its trajectory.

At the apogee in Fig. 3 the orbital velocity was only about 1.7 km/s. In this region 36,000 km away from the Earth the spacecraft doesn't need as much orbital velocity to satisfy the equation of motion for an elliptical orbit. This is because, at such a great distance, the gravitational attractive force between Earth and satellite is so much less, in accordance with the inverse square law in Newton's equation.

As the spacecraft returned towards Earth it speeded up again under the increasing gravitational attractive force. Returning to the perigee some 10½ hours after lift-off, it reached an orbital velocity of about 10.2 km/s. Here again this high velocity is needed to counteract the very large gravitational attractive force at the low altitude of 200 km.

The satellite is allowed to remain in this elliptical transfer orbit as long as required by the pre-arranged launching procedure. In the case of Eutelsat I-F5

this period was just over 36 hours, or more than three complete elliptical orbits. Because Kourou is slightly north of the equator (Fig. 1) the plane of the transfer orbit was not exactly in the equatorial plane as implied in Fig. 3 but at a small inclination of  $7^\circ$ . Subsequently this had to be corrected to bring it to  $0^\circ$ .

To propel a satellite from the elliptical transfer orbit into its final circular geostationary orbit, a small reaction-propulsion motor, called an apogee kick motor, is fired by telecommand from the ground. This is done at one of the times when the satellite is at the 36,000-km apogee. With Eutelsat I-F5 the kick motor was fired after three complete elliptical orbits, as the spacecraft reached the apogee for the fourth time.

The resulting acceleration to a higher speed again throws the spacecraft outwards, and it now gradually moves into a circular geostationary orbit (inclination =  $0^\circ$ ) at an orbital velocity of 3.1 km/s. In this way the manoeuvre was completed with the least possible expenditure of energy and hence propellant fuel in both the Ariane-3 launching rocket and the satellite's apogee kick motor.

Eutelsat I-F5 was actually launched at 23.13 hours GMT on 21 July 1988. Its apogee kick motor was fired at 12.23 hours GMT on 23 July, using up 3.5 kg of the total 122 kg of hydrazine propellant fuel carried in the spacecraft. This satellite reached its initial position of  $16^\circ\text{E}$  in the geostationary orbit in mid August, later being moved to  $10^\circ\text{E}$ .

## CELESTIAL MECHANICS

The altitude of a satellite, its orbital velocity and orbital period are all related to each other by the mathematical laws of mechanics. These are derived from Newton's famous three laws of motion and his laws of universal gravitation mentioned above. Although the equations relating altitude, velocity and period are really quite simple algebraic expressions they are very general and apply to the whole of the universe. But by putting specific values from the Earth-satellites system into these equations we can plot the relationships as useful graphs. Fig. 5 shows the result.

These graphs bring out two things. First, the higher the altitude of an orbiting body the longer is the orbital period. If, for example, we extended the 'altitude' scale to the mean distance of the moon from the Earth, some 384,000 km, the 'period' graph would indicate an increase to just over 27 days – the moon's natural period of rotation around the Earth.

Secondly the graphs show that the higher the altitude the lower is the orbital velocity. This is because the gravitational

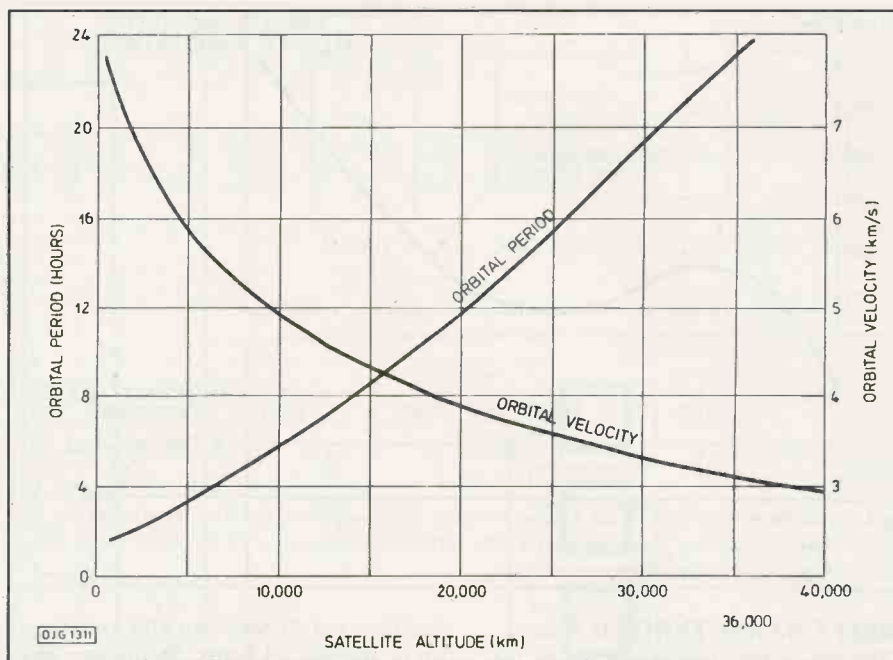


Fig. 5. Graphs showing relationships between satellite altitude, orbital period and orbital velocity. They are plotted from equations of motion derived from Newton's law of mechanics.

pull on the satellite decreases the farther it is away from the Earth. Consequently, in the natural 'balancing act' of the orbit mechanics, the satellite does not need as much forward-directed force to counteract gravity. And this counteracting force (see above) depends on the orbital velocity, being proportional to the square of this velocity.

When the orbit is circular all these conditions remain constant. But with an elliptical orbit the altitude is changing all the time. Consequently as the satellite travels nearer to the Earth it needs more and more orbital velocity to counteract the increasing gravitational pull. Thus with an elliptical orbit the orbital velocity is highest at the perigee and lowest at the apogee.

In the theory of the subject a circular orbit is considered as a special case of an elliptical orbit in which the eccentricity of the ellipse happens to be zero. For example, the orbit of the moon round the Earth may seem circular but in fact is slightly elliptical. The departure from a circle is so small that the eccentricity of this ellipse

(defined above) is only 0.0549.

To sum up, the orbit of any satellite can be defined by six values, which are called orbital elements. The first is the length of the semi-major axis of the ellipse. The second is the eccentricity of the ellipse. Inclination of the orbital plane is the third element, while the position of the whole orbital plane relative to the Greenwich meridian (zero degrees longitude) is the fourth.

Orbital element number five is an angle showing where the perigee lies within the orbital plane. It's actually an angle between the perigee and the point on the orbital plane where the satellite crosses the equator from south to north. Finally, the sixth orbital element is the instant of time at which the satellite passes through the perigee of its orbit. The interval of time between two such instants is the orbital period.

In the next article we'll look at the fundamentals of receiving signals from satellites – with some practical information on what you need to set up your own receiving station.

PE

## Profit and Loss

InterTAN Incorporated, better known to many as Tandy, have announced that consolidated sales for the first quarter of its 1989 fiscal year were \$132,847,000, an increase of 22% over the year earlier sales of \$109,305,000. Net income increased 35% from \$2,477,000 for the three months ended September 30, 1987 to \$3,339,000 for the three months ended September 30, 1988.

In contrast, National Semiconductor Corporation has announced that it expects to report a significant operating loss for the sec-

ond quarter of fiscal year 1989. The company has been affected by weakened performance in its semiconductor operations, and also cite a sharp decline in bookings and sales in its distribution channel, along with the overall softness in the semiconductor market, as the principal factors affecting its performance.

In view of the optimism apparent at the Munich Exhibition in November, National's loss announcement comes as a surprise.

However, the company also said that it expected second quarter operating performance for its Information Systems Group to show significant improvement over that of the first quarter.



# THE 'ALADDINS' CAVE OF ELECTRONIC & COMPUTER EQUIPMENT

## COLOUR MONITORS

16" Decca, 80 series budget range, colour monitors, features include: PIL tube, attractive teak style case, guaranteed 80 column resolution, only seen on monitors costing 3 times our price, ready to connect to a host of computer or video outputs. Manufacturers fully tested surplus, sold in little or hardly used condition with 90 day full RTB guarantee. 1000's Sold to date.  
**DECCA 80 RGB TTL + SYNC** input for BBC type interface etc.  
**DECCA 80 COMP 75 11** composite video input with integral audio amp & speaker ideal for use with video recorder or TELEBOX ST or any other audio visual use.  
**Only £99.00 (E)**

## PRINTERS

Bulk purchase brings you incredible savings on a range of printers to suit all applications. Many other "real" bargains can be seen at our South London Shop.  
**HAZELTINE ESPRINT** Small desktop 100 cps print speed with both RS232 and CENTRONICS interfaces. Full pin addressable graphics and 6 user selectable type fonts. Up to 9.5" single sheet and tractor paper handling. Brand New Only £199.00 (E)  
**CENTRONICS 150 series.** A real workhorse for continuous use with tractor feed paper, either in the office, home or factory, desk standing 150 cps 4 type fonts and choice of interfaces. Supplied BRAND NEW Order as:  
 150-SN up to 9.5" paper handling £185.00 (E)  
 150-SW up to 14.5" paper handling £225.00 (E)  
 150-GR up to 14.5" paper plus full graphics £245.00 (E)  
 When ordering please specify RS232 or CENTRONICS interface.

## POWER SUPPLIES

All power supplies operate from 220-240 v AC. Many other types from 3v to 10kV in stock. Contact sales office for more details.  
**PLESSEY PL12/2** Fully enclosed 12v DC 2 amp PSU. Regulated and protected. Dim cm 13.5 x 11 x 11 **New £16.95 (B)**  
**AC-DC Linear PSU** outputs of +5v 5.5a, -5v 0.6a, +24v 5a. Fully regulated and short proof. Dim cm 28 x 12.5 x 7 **New £49.50 (C)**  
**POWER ONE PHC 24V DC 2 amps** Linear PSU fully regulated **New £19.95 (B)**

## HIGH DEFINITION COLOUR

BRAND NEW CENTRONIC 14" monitors in attractive style moulded case featuring hi res Mitsubishi 0.42 dot pitch tube with 669 x 507 pixels. 28MHz bandwidth. Full 90 day guarantee.  
 Order as 1004-N2 for TTL + sync RGB for BBC etc £159.00 (E)  
 1003-N1 for IBM PC etc fully CGA equiv £189.00 (E)  
 1005-N2 RGB interface for QL 85 columns. £169.00 (E)

## Ultra Fast 240 cps NEWBURY DATA NDR 8840 High Speed Printers Only £449 !!

A special purchase from a now defunct Government Dept enables us to offer you this amazing British Made, quality printer at clearance prices. **SAVING YOU OVER £1500 !!** The NDR8840 features high speed 240 cps print speed with integral, fully adjustable paper tractor, giving exceptional fast paper handling for multi part forms etc. The unit features 10 selectable type fonts giving up to 226 printable characters on a single line. Many other features include internal electronic vertical and horizontal tabs, Self test, 9 needle head, Up to 15.5" paper, 15 million character ribbon cartridge life and standard RS232 serial interface. Sold in SUPERB tested condition with 90 day guarantee **Only £449.00 (F)**  
**EPSON model 512** 40 column 3.5" wide paper roll feed, high speed matrix (3 lines per second) printer mechanism for incorporation in point of sale terminals, ticket printers, data loggers etc. Unit features bi directional printhead and integral roll paper feed mech with tear bar. Requires DC volts and simple parallel external drive logic. Complete with data. RFE and tested **Only £49.95 (C)**  
**EPSON model 542** Same spec as above model, but designed to be used as a slip or flatbed printer. Ideal as label, card or ticket printer. Supplied fully cased in attractive, small, desk top metal housing. Complete with data. RFE and tested **Only £55.00 (D)**  
**PHILIPS P2000 Heavy duty 25 cps** bi directional daisy wheel printer. Fully DIABLO, QUME, WORDSTAR compatible. Many features include full width platen - up to 15" paper, host of available daisy wheels, single sheet paper handling, superb quality print. Supplied complete with user manual & 90 day guarantee plus FREE dust cover & daisy wheel. **BRAND NEW Only £225.00 (E)**

**BOSHART 13090** same as above spec but outputs of +5v 6a +24v 1.5a +12v 0.5a -12v 0.5a **New £29.95 (B)**  
**GREENDALE 19A06E** 60 Watt switch mode outputs +5v 6a +12v 1a -12v 1a +15v 1a.D. 11 x 20 x 5.5 **RFE Tested £24.95 (B)**  
**CONVER AC130-3001** High grade VDE spec compact 130 watt switch mode PSU. Outputs give +5v 15a, -5v 1a, +8-12v 6a. Dim 6.5 x 27 x 12.5. Current list price £190. Our price **New £59.95 (C)**  
**FARNELL G6/40A** Compact 5v 40 amp switch mode fully enclosed **New £140.00 (C)**  
**FARNELL G24 5S** Compact 24v 5 amp switch mode fully enclosed **New £95.00 (C)**

## 20" & 22" AV Specials

Superbly made, UK manufacture, PIL tube, all solid state colour monitors, complete with composite video and sound inputs, attractive teak style case, ideal for a host of applications including Schools, Shops, Disco's, Clubs etc. Supplied in EXCELLENT little used condition with 90 day guarantee.  
 20" Monitor £165.00 (F) 22" Monitor £185.00 (F)

## MONOCHROME

**MOTOROLA M1000-100 5" CRT** black & white compact chassis monitor measuring only cm 11.6h, 12w, 22d, ideal for CCTV or computer applications. Accepts standard Composite video or individual H & V syncs. Operates from 12v DC at approx 0.8a. Some units may have minor screen marks, but still in very usable condition. Fully tested with 30 day guarantee & full data **Only £29.00 (C)**  
 Fully cased as above, with attractive moulded, desk standing swivel and tilt case Dim. cm 12h, 14.5w, 26d. **£39.00 (C)**  
**JVC type 751-7 5" ultra compact** black & white chassis monitor for 12v.7a DC operation Dim cm 11h, 14w, 18d. Simple DIY circuit data included to convert data and separate sync input to composite video input. Ideal portable equipment etc. Supplied with full data. **Brand New £65.00 (B)**  
**KGM 324 9" Green Screen,** Little used fully cased, mains powered high res monitors with standard composite video input. Fully tested and in excellent condition **£49.00 (E)**  
**20" Black & White monitors** by AZTEK, COTRON & NATIONAL. All solid state, fully cased monitors, ideal for all types of AV or CCTV applications. Units have standard composite video inputs with integral audio amp and speaker. Sold in good, used condition - fully tested with 90 day guarantee. **Only £85.00 (F)**

## FLOPPY DRIVE SCOOP Drives from Only £39.95

A MASSIVE purchase of standard 5.25" disk drives enables us to offer you prime product at all time super low prices. All units unless stated are removed from often BRAND NEW equipment, fully tested and shipped to you with a full 120 day guarantee. All units offered operate from +5 and +12 volts DC, are of standard size and accept the common standard 34 way interface connector.  
**TANDON TM100-2A** IBM compatible 40 track FH double sided **Only £39.95 (B)**  
**TANDON TM101-4** FH 80 track double sided **Only £49.95 (B)**  
**JAPANESE** Half Height double sided drives by Canon, Tec, Toshiba etc. Specify 40 or 80 track **Only £75.00 (B)**  
**TEAC FD55-F** 40-80 track double sided Half Height **Only £75.00 (B)**  
**Brand New £115.00 (B)**

## DISK DRIVE ACCESSORIES

34 Way interface cable and connector single £5.50, Dual £8.50 (A)  
 5.25" DC power cable £1.75. Fully cased PSU for 2 x 5.25" Drives £19.50 (A) Chassis PSU for 2 x 8" drives **£39.95 (B)**

## 8" DISK DRIVES

**SUGART 800/801** single sided refurbished **£175.00 (E)**  
**SUGART 851** double sided refurbished **£260.00 (E)**  
**MITSUBISHI M2894-63** Double sided switcheable Hard or Soft sector **BRAND NEW £275.00 (E)**  
**SPECIAL OFFER** Dual 8" drives with 2mb capacity in smart case with integral PSU **ONLY £499.00 (F)**

## COMPUTER SYSTEMS

**TATUNG PC2000.** Big brother of the famous EINSTEIN, the TPC2000 professional 3 piece system comprises: Quality high res GREEN 12" monitor, Sculptured 92 key keyboard and plinth unit containing the Z80A CPU and all control electronics PLUS 2 integral TEAC 5.25" 80 track double sided disk drives. Many other features include Dual 8" IBM format disk drive support, Serial and parallel outputs, full expansion port, 64K RAM and ready to run software. Supplied complete with CPM, WORDSTAR, BASIC and accounts package. **BRAND NEW Full 90 day guarantee. Only £299(E)**  
**Original price OVER £1400**  
**EQUINOX (IMS) S100** system capable of running either TURBO or standard CPM. 100 features heavy duty box containing a powerful PSU, 12 slot S100 backplane, & dual 8" double sided disk drives. Two individual Z80 cpu boards with 192k of RAM allow the use of multi user software with upto 4 RS232 SERIAL interfaces. Many other features include battery backed real time clock, all IC's socketed etc. Units in good condition and tested prior despatch, no documentation at present, hence price of only £245.00 (F)  
**S100 PCB'S IMS A465 64K dynamic RAM. £55.00 (B) IMS A930 FDC controller £85.00 (B). IMS A862 CPU & i/o £65.00 (B)**  
 SAE for full list of other S100 boards and accessories.

Most of the items in this Advert, plus a whole range of other electronic components and goodies can be seen or purchased at our

## \*\* South London Shop \*\*

Located at 215 Whitehorse Lane, London SE25. The shop is on the main 68 bus route and only a few miles from the main A23 and South Circular roads. Open Monday to Saturday from 9 to 5.30, parking is unlimited and browsers are most welcome. Shop callers also save the cost of carriage.

## MODEMS

Modems to suit all applications and budgets. Please contact our technical sales staff if you require more information or assistance.

## SPECIAL PURCHASE V22 1200 baud MODEMS ONLY £149 !!

**MASTER SYSTEMS type 2/12** microprocessor controlled V22 full duplex 1200 baud. This fully BT approved modem employs all the latest features for error free data comms at the staggering speed of 120 characters per second saving you 75% of your BT phone bills and data connect time !! Add these facts to your give away price and you have a superb buy !! Ultra slim unit measures only 45 mm high with many integral features such as Auto answer, Full LED status indication, RS232 interface. Remote error diagnostics, SYNC or ASYNC use, SPEECH or DATA switching, integral mains PSU, 2 wire connection to BT line etc. Supplied fully tested, EXCELLENT slightly used condition with data and full 120 day guarantee.

## LIMITED QUANTITY Only £149 (D)

**CONCORD V22 1200 baud** as new £330.00 (E)  
**CONCORD V22 1200-2400 BIS** £399.00 (E)  
**RIXON Ex BT Modem 27 V22 1200** £225.00 (E)  
**DATEL 4800 / RACAL MPS 4800 EX BT** modem for 4800 baud sync use. **£295.00 (E)**  
**DATEL 2412 2780/3780 4 wire** modem unit EX BT fully tested. **£199.00 (E)**  
**MODEM 20-1 75-1200 BAUD** for use with PRESTEL etc EX BT fully tested. **£49.00 (E)**  
**TRANSDATA 307A 300 baud** acoustic coupler with RS232 I/O **Brand New £49.00 (E)**  
**RS232 DATA CABLES** 16 ft long 25w D plug to 25 way D socket. Brand New **Only £9.95 (A)**  
 As above but 2 metres long **£4.99 (A)**  
 BT plug & cable for new type socket **£25.95 (A)**

## RECHARGEABLE BATTERIES

Maintenance free, sealed long life LEAD ACID  
**A300 12v 3 Ah £13.95 (A)**  
**A300 6v 3 Ah £9.95 (A)**  
**A300 6-0-6 v 1.8 Ah RFE £5.99 (A)**

## NICKEL CADMIUM

Quality 12 v 4 Ah cell pack. Originally made for the TECHNICOLOR video camera, this unit contains 10 high quality GE nicad, D type cells, configured in a smart robust moulded case with DC output connector. Dim cm 19.5 x 4.5 x 12.5. Ideal portable equipment etc **BRAND NEW £24.95 (B)**  
**12v 17 Ah Ultra rugged,** all weather, virtually indestructible refillable NICAD stack by ALCAD. Unit features 10 x individual type XL1.5 cells in wooden crate. Supplied to the MOD and made to deliver exceptionally high output currents & withstand long periods of storage in discharged state. Dim cm 61 x 114 x 22. Cost over £250. Supplied unused & tested complete with instructions. **£95.00 (E)**  
**EX EQUIPMENT NICAD cells** by GE removed from equipment and believed in good, but used condition. 'F' size 7Ah 6 for £8 (B) Also 'D' size 4Ah 4 for £5 (B)

## BRAND NEW 85 Mb Disk Drives ONLY £399

End of line purchase enables this brand new unit to be offered at an all time super low price. The NEC D2246 8" 80 Mb disk drive features full CPU control and industry standard SMD interface. Ultra high speed data transfer and access times leave the good old S1506 interface standing. Supplied BRAND NEW with full manual **Only £399.00 (E)**  
 Dual drive, plug in 135 Mb sub system for IBM AT unit in case with PSU etc. **£1499.00 (F)**  
 Interface cards for upto 4 drives on IBM AT etc available **Brand new at £395.00**

## COOLING FANS

Keep your hot parts COOL and RELIABLE with our range of BRAND NEW cooling fans.

**AC FANS** Specify 240 or 110 v  
**3" Fan** dim 80 x 80 x 38 **£8.50 (B)**  
**3.5" ETRI** slimline 92 x 92 x 25 **£9.95 (B)**  
**4" Fan** Dim 120 x 120 x 38 **£9.95 (B)**  
 As above - TESTED RFE **Only £4.95 (C)**  
**10" round x 3.5" Rotron** 10v **£10.95 (B)**  
**DC FANS**  
**Papst Miniature DC fans** 62x62x25 mm **Order 812 6-12v or 814 24v £15.95 (A)**  
**4" 12v DC** 12w 120 x 120 x 38 **£12.50 (B)**  
**4" 24v DC** 8w 120 x 120 x 25 **£14.50 (B)**  
**BUHLER 12v DC** 62 mm **£12.95 (A)**  
 1000's of other fans and blowers in stock CALL or SAE for more details

## SPECIAL INTEREST

Please call for availability or further info.  
**RACAL-REDAC** real time, colour drafting PCB layout system **£3950**  
**DEC VAX11/750** inc 2 Mb Ram DZ, and full doc etc. **Brand New £8500**  
**HP7580A** 8 pen digital A1 drum plotter with IEEE interface **As New £4750**  
**CHEETAH Telex machine** **£995**  
 1.5 kw 115v 60 Hz power source **£950**  
 500 watt INVERTER 24v DC to 240v AC sine wave 50 Hz output **£275**  
**SOLDER SYSTEMS** tin lead roller tinning machine for PCB manufacture **£350**  
**CALLAN DATA SYSTEMS** multi user INTEL based UNIX system complete with software and 40 Mb Winchester disk drive. **£2750**  
**WAYNE KERR RA200** Audio, real time frequency response analyzer **£3000**  
**TEKTRONIX 1411/R PAL** TV test signal standard. **£6900**  
**TEKTRONIX R140** NTSC TV test signal standard. **£875**  
**HP 3271A** Correlator system **£350**  
**PLESSEY** portable Microwave speech / data link, 12v DC, 70 mile range. The pair **£275.00**  
**19" Rack cabinets** 100's in stock from **£15.00**


All prices for UK Mainland. UK Customers must ADD 15% VAT to total order value. Minimum order, cash £5, Credit Card £10. Official account orders from Government Depts, Universities, Schools & Local Authorities welcome - minimum account order value £25. Carriage charges (A) £1.50, (B) £3.50, (C) £6.50, (D) £8.50, (E) £10.00, (F) £15, (G) Call. All goods are supplied subject to our standard conditions of sale. All guarantees given on a return to base basis. We reserve the right to change prices & specifications without prior notice. Bulk trade & export enquiries most welcome.

**MAIL ORDER & OFFICES**  
 Open Mon-Fri 9.30-5.30  
 32 Biggin Way,  
 Upper Norwood,  
 London SE19 3XF

**LONDON SHOP**  
 1000's of Bargains for callers  
 Open Mon-Sat 9-5.30  
 215 Whitehorse Lane,  
 South Norwood, London SE25

**DISTEL © The ORIGINAL**  
 FREE of charge dial up data base  
 1000's of items + info ON LINE NOW!!  
 300 baud 01 679 1888, 1200/75 01 679  
 6183, 1200 FDX 01 679 8769

**ALL ENQUIRIES**  
**01 679 1414**  
 FAX 01 679 1927  
 TELEX 894502





# MAGENTA ELECTRONICS Ltd


## PROJECT KITS

Magenta supply Full Kits: Including PCB's (or Stripboard), Hardware, Components, and Cases (unless stated). Please state Kit Reference Number, Kit Title, and Price, when ordering.  
**REPRINTS:** If you do not have the issue of E.E. which includes the project, you will need to order the instruction reprint as an extra: 80p each. Reprints are also available separately—Send £1 in stamps.

REF NO.	KIT-TITLE	PRICE	REF NO.	KIT-TITLE	PRICE
769	AMSTRAD P10 Sept 88	(phone)	542	PERSONAL RADIO June 86	£11.53
780	TIME SWITCH Aug 88	£17.61	543	WATCHDOG June 86	£8.24
787	SPREADER July 88	£3.99	529	MINI STROBE June 86	£13.86
786	UNIVERSAL NICAD CHARGER July 88	£8.99	528	PA AMPLIFIER May 86	£26.95
785	ISOLINK July 88	£24.51	523	STEREO REVERB Apr 86	£26.44
784	VIDEO WIPER July 88	£33.58	524	VERSATILE PSU Apr 86	£24.69
783	HEADLIGHT REMINDER June 88	£7.99	526	FREELoader Apr 86	£8.48
782	DOOR SENTINEL May 88	£12.81	513	BBC MIDI INTERFACE Mar 86	£27.94
781	SUPER SOUND EFFECTS GENERATOR May 88	£12.99	514	INTERVAL TIMER Mar 86	£18.87
780	CABLE & PIPE LOCATOR April 88	£15.35	515	STEREO HI-FI PRE-AMP	£49.19
779	STEREO NOISE GATE April 88	£26.98	512	MAINS TESTER & FUSE FINDER Mar 86	£8.82
778	INDUCTIVE PROXIMITY DET. April 88	£8.53	503	FUNCTION GENERATOR Feb 86	£24.84
777	LOW FUEL ALERT April 88	£8.43	504	POWER SUPPLY FOR ABOVE	£7.62
772	SEMICONDUCTOR TESTER Mar 88	£23.51	497	MUSICAL DOOR BELL Jan 86	£18.72
776	LIE DETECTOR Mar 88	£11.80	493	DIGITAL CAPACITANCE METER Dec 85	£41.55
775	ENVELOPE SHAPER Mar 88	£14.99	481	SOLDERING IRON CONTROLLER Oct 85	£5.47
774	SOS ALERT Mar 88	£9.36	473	R.I.A.A. PRE-AMP Sept 85	£16.74
769	VARIABLE 25V-2A BENCH POWER SUPPLY Feb 88	£49.73	464	STEPPER MOTOR INTERFACE FOR THE BBC COMPUTER less case Aug 85	£11.68
770	CAR LAMP CHECKING SYST. Feb 88	£7.10		1035 STEPPER MOTOR EXTRA	£14.50
770	GAME TIMER Feb 88	£14.32		OPTIONAL POWER SUPPLY PARTS	£5.14
765	QUIZMASTER Jan 88	£18.96	461	CONTINUITY TESTER July 85	£8.20
767	TRANSISTOR CURVE TRACER (BBC)	£14.98	459	AMSTRAD USER PORT July 85	£17.67
763	AUDIO SIGNAL GENERATOR Dec 87	£13.64	455	ELECTRONIC DOORBELL June 85	£7.56
764	DUAL MAINS LIGHTS FLASHER Dec 87	£20.98	453	GRAPHIC EQUALISER June 85	£26.94
764	ACCENTED BEAT METRONOME Nov 87	£20.95	444	INSULATION TESTER Apr 85	£19.58
740	ACOUSTIC PROBE Nov 87		432	GAMES TIMER Jan 85	£9.11
	(less both 6 probe)	£16.26	430	SPECTRUM AMPLIFIER Jan 85	£8.91
741	BBC SIDEWAYS RAM/ROM Nov 87	£27.53	417	DOOR CHIME Dec 84	£18.78
744	VIDEO CONTROLLER Oct 87	£29.14	392	BBC MICRO AUDIO STORAGE SCOPE INTERFACE Nov 84	£36.25
745	TRAMTEST Oct 87	£9.70		394 PROXIMITY ALARM Nov 84	£22.66
734	AUTOMATIC PORCH LIGHT Oct 87	£17.17	387	MAINS CABLE DETECTOR Oct 84	£5.53
735	CARAVAN FRIDGE ALERT Oct 87	£5.44	386	DRILL SPEED CONTROLLER Oct 84	£8.68
736	STATIC MONITOR Oct 87	£8.66	381	GUITAR HEAD PHONE AMPLIFIER Sept 84	£7.99
723	ELECTRONIC MULTIMETER Sept 87	£46.96	362	VARIACAP AM RADIO May 84	£13.15
729	NOISE GATE Sept 87	£23.25	363	EXPERIMENTAL POWER SUPPLY May 84	£23.58
728	PERSONAL STEREO AMP Sept 87	£14.31	364	SIMPLE LOOP BURGLAR ALARM May 84	£17.16
720	BURST-FREE MAINS CONTROLLER Sept 87	£13.57	358	FUSE/DIODE CHECKER Apr 84	£4.35
724	SUPER SOUND ADAPTOR Aug 87	£38.39	356	QUASI-STEREO ADAPTOR Apr 84	£13.73
718	3 BAND 1.6-30MHz RADIO Aug 87	£26.53	344	SIGNAL TRACER Feb 84	£18.77
719	BUCCANEER I.B. METAL DETECTOR inc. coils and case, less handle and hardware July 87	£26.45	337	BIOLOGICAL AMPLIFIER Jan 84	£24.14
720	DIGITAL COUNTER/FREQ METER (10MHz) inc. case July 87	£67.07	334	CONTINUITY TESTER Dec 83	£12.58
721	MONOMIX July 87	£21.00	332	CHILDREN'S DISCO LIGHTS Dec 83	£10.48
722	FERMOSTAT July 87	£12.14	333	NOVEL EGG TIMER Dec 83 inc. case	£12.90
711	VISUAL GUITAR TUNER Jun 87	£22.99	301	STORAGE SCOPE INTERFACE FOR BBC MICRO Aug 83 less software	£19.34
715	MINI DISCO LIGHT Jun 87	£12.59	299	HIGH POWER INTERFACE BOARD Aug 83 no case	£12.99
709	WINDSCREEN WASHER WARNING May 87	£5.12	292	USER PORT I/O BOARD less cable + plug	£13.22
708	FRIDGE ALARM May 87	£9.88	293	USER PORT CONTROL BOARD July 83 less cable + plug + case	£31.67
707	EQUALIZER (HONISER) May 87	£15.53	277	MW PERSONAL RADIO less case, May 83	£9.80
705	BULB LIFE EXTENDER April 87 (less case)	£20.98	278	MOISTURE DETECTOR May 83	£8.88
703	EXP. SPEECH RECOGNITION April 87	£36.65	270	NOVELTY EGG TIMER April 83 less case	£8.91
700	ACTIVE I/R BURGLAR ALARM Mar 87	£36.70	263	BUZZ OFF March 83	£5.68
581	VIDEO GUARD Feb 87	£12.58	262	PUSH BIKE ALARM Feb 83	£14.77
584	CAR VOLTAGE MONITOR Feb 87	£20.92	255	ZX TAPE CONTROL Nov 82	£8.98
578	SPECTRUM SPEECH SYNTH. (no cal) Feb 87	£9.44	242	2-WAY INTERCOM July 82 no case	£5.69
574	SPECTRUM I/O PORT less case, Feb 87	£5.45	243	REFLEX TESTER July 82	£9.79
579	STEPPING MOTOR BOOSTER (for above) Feb 87	£16.80	240	EGG TIMER June 82	£8.96
575	HANDS-OFF INTERCOM (per station) inc. case Jan 87	£10.49	237	CAR LED VOLTMETER less case, May 82	£4.00
569	CAR ALARM Dec 86	£12.47	225	CAMERA OR FLASH GUN TRIGGER Mar 82 less tripod bushes	£17.20
571	RANDOM NUMBER GENERATOR Dec 86	£15.72	205	SUSTAIN UNIT Oct 81	£17.63
568	BBC 10K SIDEWAYS RAM Dec 86	£12.97	206	TAPE NOISE LIMITER Oct 81	£5.976.27
564	CAR FLASHER WARNING Nov 86	£9.37	207	HEADS AND TAILS GAME Oct 81	£3.47
563	200MHz DIG. FREQUENCY METER Nov 86	£87.98	209	PHOTO FLASH SLAVE Oct 81	£4.79
562	10 WATT AUDIO AMPLIFIER Oct 86	£36.70	211	FUZZ BOX Oct 81	£10.05
561	LIGHT RIDER LAPEL BADGE Oct 86	£10.20	197	0-12V POWER SUPPLY Sept 81	£24.55
560	LIGHT RIDER DISCO VERSION	£19.62	181	SOIL MOISTURE INDICATOR E.E. May 81	£5.66
559	LIGHT RIDER 16 LED VERSION	£13.84	149	GUITAR PRACTICE AMPLIFIER Nov 80	£22.95
558	SCRATCH BLANKER Sept 86	£55.83		SOUND TO LIGHT Nov 80 3 channel	£29.38
556	INFRA-RED BEAM ALARM Sept 86	£28.35	124	SPRING LINE REVERB UNIT Jan 80	£34.27
555	FREEZER FAILURE ALARM Sept 86	£15.50	122	UNIBOARD BURGLAR ALARM Dec 79	£8.38
554	CAR TIMER Sept 86	£8.72	118	DARKROOM TIMER July 79	£4.03
553	BATTERY TESTER Aug 86	£7.19	113	MICROCHIME DOORBELL Feb 79	£21.99
544	TILT ALARM July 86	£7.82	111	SOUND TO LIGHT Sept 78	£10.98
546	CARAVAN BATTERY MONITOR July 86	£17.17	108	IN SITU TRANSISTOR TESTOR Jun 78	£9.42
547	SQUEEKIE CONTINUITY TESTER July 86	£3.52	106	WEIRD SOUND EFFECTS GEN Mar 78	£7.82
548	ELECTRONIC SCARECROW July 86	£8.87	101	ELECTRONIC DICE Mar 77	£8.26
540	PERCUSSION SYNTH June 86	£30.43			

## TOP KITS

### MOSFET VARIABLE BENCH 25V 2.5A POWER SUPPLY



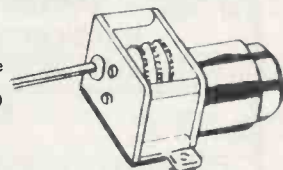
A superb design giving 0-25V and 0-2.5A. Twin panel meters indicate Voltage and Current. Voltage is variable from zero to 25V. Current-Limit control allows Constant Current charging of NICAD batteries, and protects circuits from overload. A Toroidal transformer MOSFET power output device, and Quad op-amp IC design give excellent performance.

OUR KIT REF. 769 £49.73

COMPONENTS, KITS, BOOKS, TOOLS, MOTORS, GEARS, PULLEYS, OPTICAL FIBRES, ROBOTICS, AND MUCH MUCH MORE—IN OUR NEW CATALOGUE £1.00

### MOTOR-GEARBOX ASSEMBLIES

Miniature gearboxes complete with quality electric motor. Variable ratios by fitting 1 to 6 gears. 1.5-4.5v, 3-2200 rpm. Long 3mm shaft. Ideal for robots and buggies.



SMALL (MGS) £3.49 LARGE (MGL) £3.98

### ADVENTURES WITH ELECTRONICS

An easy to follow book suitable for all ages. No soldering, uses an S DEC breadboard. Lots of clear diagrams and instructions to build 16 projects. Component pack includes S DEC and all components for the projects.

OPTICAL FIBRES TRIAL PACK OF 10 METRES. Nine assorted types & data.

£1.99

LEGO Technic Sets TEACHERS WE ARE STOCKISTS OF THE WHOLE RANGE. CONTACT US FOR BROCHURES. VERY COMPETITIVE PRICES AND QUICK DELIVERIES

### STEPPING MOTORS 12 VOLT

48 STEPS	200 STEPS
1035	MD200
£14.50	£16.80

## MAGENTA ELECTRONICS LTD. SHOP NOW OPEN - CALLERS WELCOME



PE12 135 HUNTER STREET, BURTON-ON-TRENT, STAFFS. DE14 2ST. 0283 65435, Mon-Fri 9-5 Access/Barclaycard (Visa) by phone or post. 24 hr Answerphone for credit card orders. Our prices include VAT

ADD £1 P&P TO ALL ORDERS. PRICES INCLUDE VAT. SAE ALL ENQUIRIES. OFFICIAL ORDERS WELCOME OVERSEAS: Payment must be sterling. IRISH REPUBLIC and BFPO. UK PRICES. EUROPE: UK PRICES plus 10%. ELSEWHERE: write for quote SHOP HOURS: 9-5 MON-FRI.



0283 65435



# FROM MAGENTA

## A SELECTION OF OUR BEST PROJECT KITS

As usual these kits come complete with printed circuit boards, cases, all components, nuts, screws, wire etc. All have been tested by our engineers (many of them are our own designs) to ensure that you get excellent results.

### INSULATION TESTER

An electronic High Voltage tester for mains appliances and wiring. An inverter circuit produces 500 volts from a PP3 battery and applies it to the circuit under test. Reads insulation up to 100 Megohms. Completely safe in use.



**OUR KIT REF 444 £19.58**

### DIGITAL CAPACITANCE METER

Simple and accurate (1%) measurements of capacitors from a few pF up to 1,000 uF. Clear 5 digit LED display indicates exact value. Three ranges — pF, nF, and uF. Just connect the capacitor, press the button and read the value.



**£41.55  
OUR KIT  
REF 493**

### 3 BAND SHORTWAVE RADIO

Covers 1.6-30 MHz in 3 bands using modern miniature coils. Audio output is via a built-in loudspeaker. Advanced design gives excellent stability, sensitivity and selectivity. Simple to build.



**OUR KIT REF 718 £26.53**

### DIGITAL FREQUENCY METER 200 MHz

An 8 digit meter reading from A. F. up to 200 MHz in two ranges. Large 0.5" Red LED display. Ideal for AF and RF measurements, Amateur and C. B. frequencies.



**KIT REF 563 £67.98**


### 'EQUALISER' IONISER



A mains powered Ioniser that produces a breeze of negative ions in the air. A compact, safe, simple unit that uses a negligible amount of electricity.

**KIT REF 707 £15.53**

### SUPER SOUND-EFFECTS GENERATOR



A wide range SN76477 sound effects board giving: Bird Chirps, Sirens, Helicopters, Explosions, Phaser Guns, Steam Train sounds, and more. Supplied without a case.

**KIT REF 781 £12.99**



## CAN YOU ANSWER YES TO ANY OF THESE QUESTIONS:-

- 1) DO YOU PROGRAM YOUR HOME COMPUTER?
- 2) HAVE YOU INTERFACED YOUR HOME COMPUTER WITH A PERIPHERAL?
- 3) ARE YOU INTERESTED IN AMATEUR RADIO?
- 4) ARE YOU FAMILIAR WITH DIGITAL ELECTRONICS?
- 5) ARE YOU DOING A COURSE INVOLVING ELECTRONICS?

If you can answer YES to one or more of these questions, you should consider entering the Computer Servicing Industry.

Micro System Maintenance Ltd is an established national computer service company and prides itself on successfully training individuals to become service engineers. The company has an established Training School in Weston-Super-Mare for the provision of training in both technology and the repair of personal computers and peripherals.

The selected candidates will be provided with a company car linked to an attractive benefits package.

If you wish to know more please feel free to contact MSM at the following address.

**MICROSYSTEM MAINTENANCE LIMITED**  
15 WESTMEAD INDUSTRIAL ESTATE  
WESTLEA  
SWINDON SN5 7YS  
TEL: (0793) 616888

# HIGH GRADE COMPONENT PARCELS

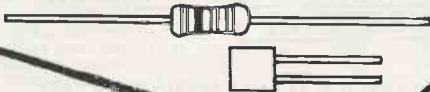
**EVERYTHING  
MUST  
GO!**

## UNIVERSAL EVERYTHING PARCEL

This one contains some of just about any component you care to name! There are passives (resistors, capacitors, tants, presets), opto devices (couplers, LEDs of all shapes and sizes, infra-red components, 7-segment displays), semiconductors (transistors, diodes, ICs, rectifiers), and all kinds of other odds and ends (relays, VDRs, neons, battery connectors, mixed components packs). A stunning range of components – enough to get a workshop or lab. started – at a ridiculously low price.

The components are of excellent quality, in packs originally intended to sell at £1 each. To make sure you get a good variety, the 20-pack parcel will have no more than two of any one pack, the 100 pack parcel will have at most five of any one pack. Packs supplied as they come – our choice.

PARCEL 1A: 20 PACKS for £10 + VAT  
PARCEL 1B: 100 PACKS for £39! + VAT



## INTEGRATED CIRCUITS

This parcel contains nothing but ICs. The mixture offers TTL and CMOS logic, interface ICs, linear, data converters, op-amps, special functions, and so on. Some of the ICs are pre-packed with data sheets, some (TTL, CMOS, op-amps) we expect you to identify for yourself, others will be covered by the free *data pack* provided, and the rest you'll have to identify under your own steam. If you know your ICs you'll be in for a few nice surprises.


PARCEL 3A: 100 ICs for £12! + VAT  
PARCEL 3B:  
500 ICs for £49!  
+ VAT



## ELECTROLYTICS

A first class selection of good, modern electrolytics. The mixture ranges from small coupling caps up to huge power supply electrolytics – you'll be hard pressed to find any value between 1 $\mu$ F and 2200 $\mu$ F that isn't represented. A wide range of very useful components. Go for it!

PARCEL 5A:  
1000 ELECTROLYTICS for £8 + VAT  
PARCEL 5B:  
2500 ELECTROLYTICS for £16 + VAT



## TRANSISTORS

A mix of general purpose silicon transistors, mostly bipolar NPN and PNP, with a few FETs and unijunctions thrown in (when available) to spice the mixture. The contents vary from month to month – at the moment there are BC212s, BC213s, BC548s, BC238Bs, MTJ210s, and so on. Next month – who knows? All top quality components.

PARCEL 6A:  
200 TRANSISTORS for £7.80! + VAT



## TANTALUM CAPACITORS

A nice range of tants in values up to 47 $\mu$ F. Lots of useful caps, and we're not mean with the most expensive ones. A fine selection.

PARCEL 4A: 100 TANTS for £6.80 + VAT  
PARCEL 4B: 500 TANTS for £29! + VAT



## MASSIVE CLEARANCE SALE

Once again, a general purpose parcel containing a huge variety of components: resistors, capacitors, ICs, transistors, electrolytics, tants, triacs, LEDs, diodes, thermistors, trimmers, VDRs, all sorts. All new, top quality components. This is mostly remainders from our own stock – stuff we forgot to advertise, or have in too small a quantity to sell individually. Guaranteed to be worth at least eight times the price if valued from any standard component catalogue! What more can I say?

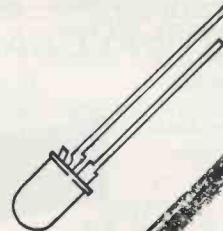
PARCEL 2A: 1000+ top grade components for £12! + VAT  
(Value £100+)  
PARCEL 2B: 5000+ top grade components for £49! + VAT  
(Value £500+)



## LEDs

All shapes, sizes and colours of LEDs. Round ones in various sizes, rectangular ones, red, green, amber and yellow ones, clear and tinted lenses, all sorts.

PARCEL 7A: 100 LEDs for £5.90 + VAT  
PARCEL 7B: 500 LEDs for £24.90 + VAT



## CAPACITORS

An exciting selection of capacitors. There are ceramics for decoupling and general use, Polystyrenes for high performance circuits, dipped and moulded polyesters in values from a few nF up to 2.2 $\mu$ F (very expensive!), tants and aluminium electrolytics – just about any capacitor you'll ever need. Don't miss this one!

PARCEL 8A:  
1000 CAPACITORS for £6.50 + VAT

PARCEL 8B:  
2500 CAPACITORS  
for £14.90 + VAT



Unless otherwise stated, all the clearance parcels we offer contain brand new, top grade components. If some of the offers look too good to be true, all I can say is that the optimists will get some stunning bargains, the cynics will never know what they've missed, so everybody will be happy! All offers apply only while current stocks last – watch out for next month's parcels or, better still, be the first to hear about any new offers by putting your name on our mailing list. (Please write in, or phone Pete Leah on 0272 522703 after 6.30 pm).

**HIGHGRADE  
COMPONENTS LTD**

Unit 108, 8 Woburn Road, Eastville, Bristol BS5 6TT

### UK Orders:

Please add £2.50 towards postage and packing and 15% VAT to the total

### Europe and Eire:

Please add £6.00 carriage and insurance. No VAT

### Outside Europe:

Please add £12.00 carriage and insurance. No VAT



# DIGITAL ELECTRONICS

BY OWEN BISHOP

## PART 7 – COMPUTER LOGIC

*Computers can't move and can't think, but they can shift and register. If they see the light (UV, that is), they can even change their minds.*

This month we are going to look at some circuits that perform the kind of logic used in computers. We shall not get as far as studying a complete computer circuit – that comes in another part – but the simple circuits that we study this month will help you understand the workings of the rather more complicated ones in a computer.

One logic circuit that forms the basis of a number of other useful computing circuits is the D-type flip-flop (Fig. 1). We tried this out in Part 4 (PE Dec. 88) but, for readers who are new to the series (and for those who can't quite remember what it was all about!), we recap its main features:

- \*data (low or high logic levels) is fed to the D input
- \*nothing happens until the clock input is changed from low to high
- \*at that instant the data on the D input appears at the Q output
- \*the  $\bar{Q}$  output is the inverse of the Q output.

Data is transferred as the clock input changes; we say the flip-flop is *edge-triggered*. The change occurs only when the clock changes from low to high – it is triggered on a *positive-going edge*. In addition to the above, most D-type flip-flops have a *set* (or preset) input and a *reset* (or clear) input. These inputs are normally held high. When *one* of these inputs is made low, the Q output goes high (set) or low (reset) immediately, *whatever the state of the clock*.

In Part 4 we showed how a chain of D-type flip-flops is connected together to make a counter or frequency-divider circuit. Now we will look at some further applications of this flip-flop.

### STORAGE REGISTER

Fig. 2 shows a storage register made from four D-type flip-flops. It is used to store four bits of data. The four bits  $D_0$  to  $D_3$  are fed to the D inputs of the flip-flops. The clock inputs are all connected to a single clock input. When the clock input rises from low to high, the data at  $D_0$  to  $D_3$  appears to  $Q_0$  to  $Q_3$ . In a computer, the register could be used to hold data temporarily. Data could be a binary number

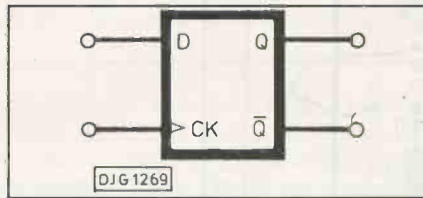


Fig.1. D-type flip-flop

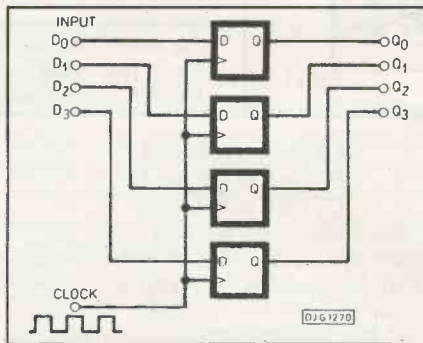


Fig.2. A storage register

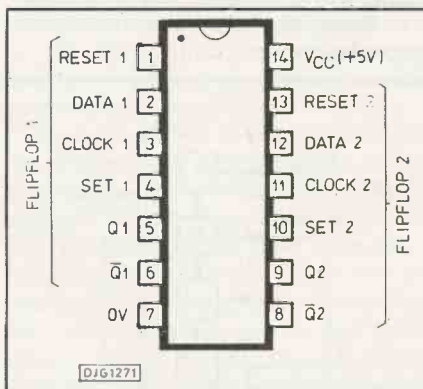


Fig.1. Pin out of 7474 dual D-type flip-flop

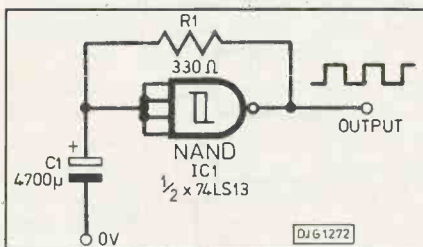


Fig.4. Clock made from Schmitt trigger NAND gate.

or a coded instruction. Something of this kind is found inside a microprocessor, though it is usually an 8-bit or 16-bit register. The storage register is a kind of memory device though, as we shall see later, computer memories have additional features that this register does not have. Let us see the register in action.

### Investigation 1

#### Storage register

The 7474 or 74LS74 ic (Fig. 3) contains two D-type flip-flops. We need two of these ics to build a 4-bit register. To make the clock to drive the register we use a Schmitt trigger gate, as in Fig. 4. Timing is decided by the value of C1. We have chosen a fairly high value for this so that the clock runs slowly and gives you time to see what is happening. As an alternative you could use a 555 timer, or Module 5 (PE Nov. 88), in astable mode running at about 0.25Hz (one oscillation every four seconds). The reason we prefer to use this type of clock in this circuit, rather than the 555, is that the 555 tends to produce spikes on the supply lines. These can affect the operation of flip-flops and registers, causing them to change state unpredictably.

Fig. 5 shows how to lay out the storage register on the breadboard. If you have only one 7474 ic a 2-bit register is sufficient for this demonstration. IC1 is the clock (74LS13) connected as in Fig. 4. The led D1 shows the state of the clock output. The leds D2 to D5 show the states of the flip-flop outputs  $Q_0$  to  $Q_3$ . There are four flying leads,  $D_0$  to  $D_3$ . The figure shows  $D_0$  and  $D_2$  connected to the 5V rail (on the right), while  $D_1$  and  $D_3$  are connected to the 0V rail (on the left).

While the clock is running, try plugging the leads into the 0V rail (low input = 0), or 5V rail (high input = 1). Watch how *and when* the outputs change. (Answer at the end.)

If you have made last month's analogue-to-digital converter module (Module 10), you could use its four most significant output lines to provide the input for the storage register. The input of the a/d circuit could come from a light-sensitive interface.

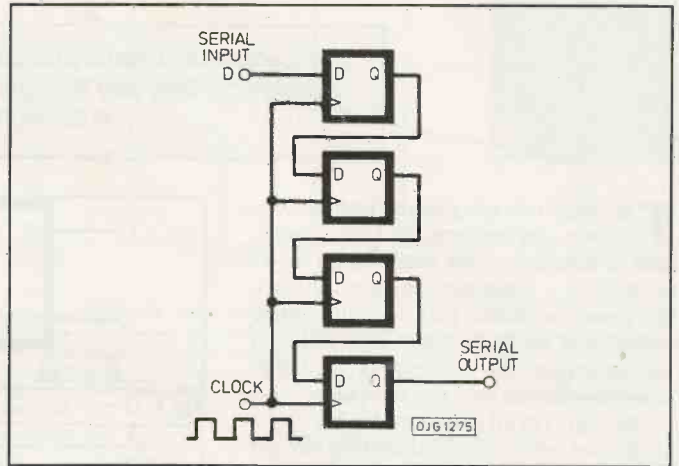
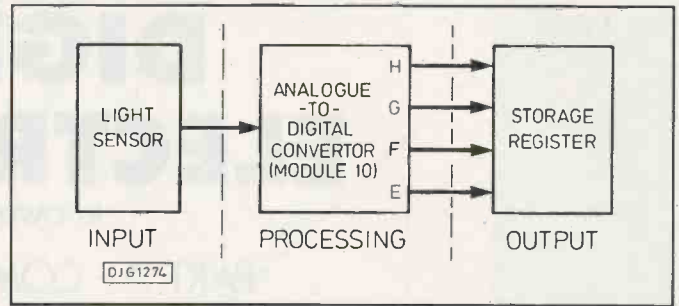
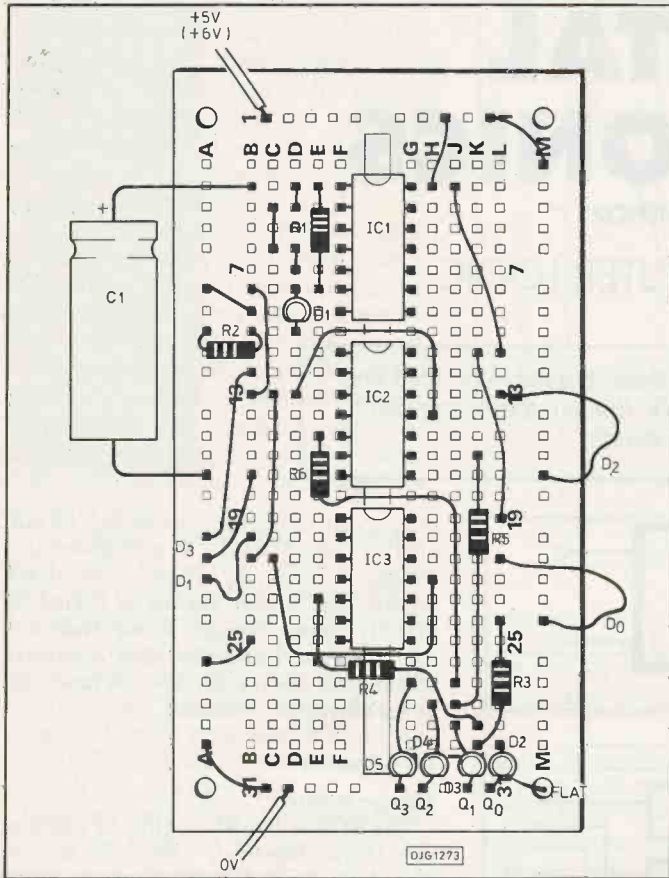


Fig. 5. (left) Breadboard storage register.  
 Fig. 6. (top right) Light-level register system.  
 Fig. 7. (above) A shift register.

The complete system is shown in Fig. 6. As light levels change, the output of the d/a is transferred to the storage register once every four seconds (approx.). This gives you time to read the binary value before it changes again. In this system, the storage register is acting as a *sample and hold* register. It registers (or samples) the data as the clock goes high and then holds it for a while, until you have had a chance to read it.

Keep the storage register circuit on the breadboard when you have finished, for we shall use most of it again.

## SHIFT REGISTER

Fig. 7 shows a 4-bit shift register made from four D-type flip-flops. The flip-flops are joined in a chain, the Q output of one flip-flop is connected to the D input of the next. The clock inputs are joined together, so that all flip-flops are clocked at the same instant. The best way to work out what this circuit does is to build it and try it.

### Investigation 2

#### Shift register

The layout of the storage register (Fig. 5) is quickly adapted to turn it into a shift register.

1. Remove the three flying leads that go to pins 2 and 12 of IC2 and pin 2 of IC3. This leaves the single lead D<sub>0</sub>, the input to the first flip-flop of the chain. This is known as the *serial input*.

2. Connect the outputs to the inputs of the next flip-flop by joining:

- IC2 pin 9 to IC2 pin 2
- IC2 pin 5 to IC1 pin 12
- IC1 pin 9 to IC1 pin 2

The connections are now as in Fig. 7, except that we have leads to show the states of all the flip-flops. D<sub>5</sub> (Q<sub>3</sub>) is the *serial output*.

3. Run the circuit, plugging the flying lead into the 0V rail or the +5V rail. Change it from one to the other frequently.

4. Watch the leds. Describe what is happening (answer at end).

## USING SHIFT REGISTERS

The shift register of Fig. 7 is the simplest kind. Data goes in at one end, the serial input. It is shifted along the chain of flip-flops and appears at the serial output four clock pulses later. It has applications as a *delay* circuit. This type of shift register is known as a *serial-in-serial-out* register, often shortened to *siso*.

The register we built on the breadboard has outputs from all four flip-flops. We feed the data in a bit at a time, but can read

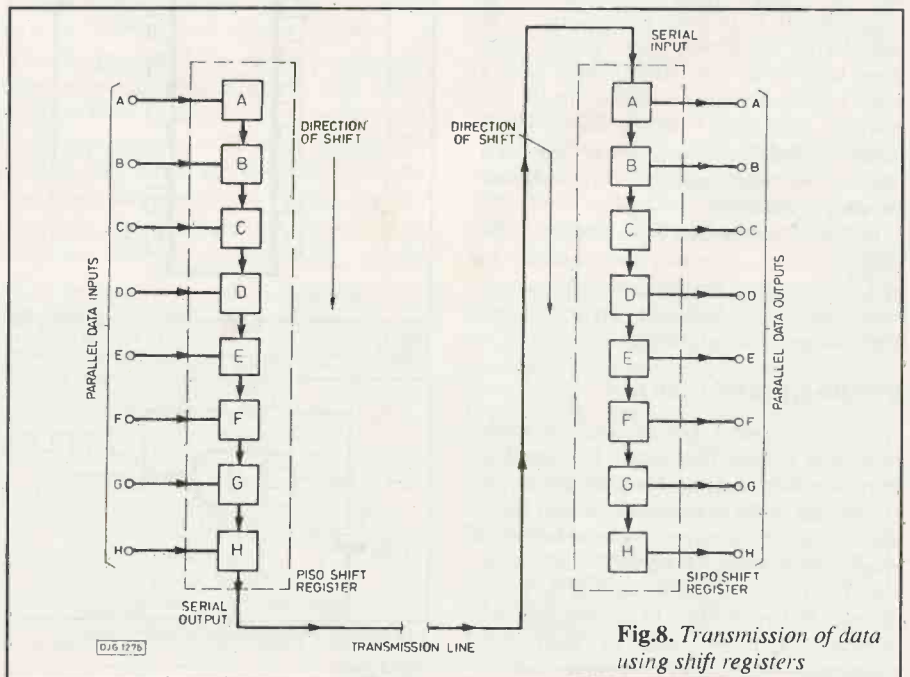


Fig. 8. Transmission of data using shift registers



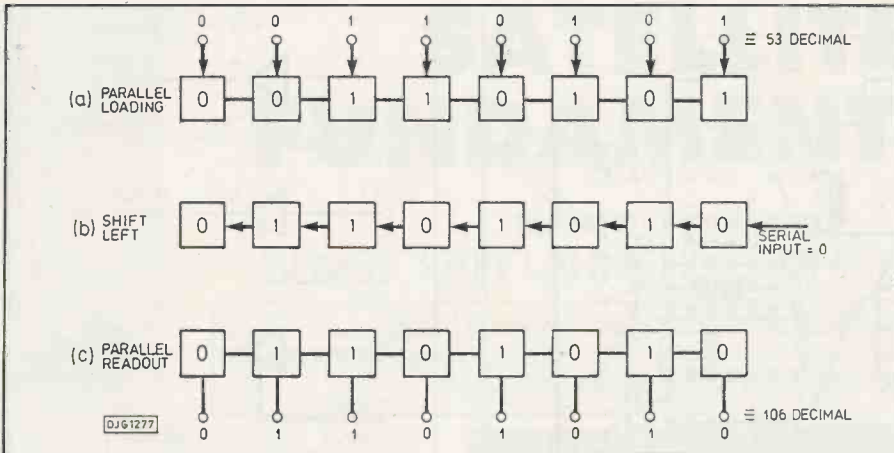


Fig.9. Using a shift register to multiply

the state of all four flip-flops at once. In other words, we have parallel output. This is a *serial-in-parallel-out* (sipo) shift register. Several sipo register ics are available. Other shift registers have parallel inputs too. Four (or more) bits can be loaded at once, shifted along a few steps and then unloaded in a parallel (pipo) or serially (piso).

The pipo registers are useful for data transmission. Suppose you want to send data from a sensing device to a central computer. Suppose too that your data consists of 8-bit bytes. You try to send all eight bits at once, in parallel. This would be the fastest method, but you need eight lines (plus a 0V line) running from the sensor to the computer. If the distance is great, the cost of the cable is unduly high. Instead, the eight bits are fed in parallel to a shift register (Fig. 8). Then the bits are shifted out one at a time through the serial output. Only two connecting wires (the data wire and the 0V wire) are needed.

At the computer, the process works in reverse. The data arrives a bit at a time, enters the serial input and is shifted along the chain of registers. When all eight bits have arrived, they are unloaded in parallel into the computer circuit (eg into memory). Shift registers are used a lot in devices such as modems which are used for transmitting data from one computer to another by way of the public telephone system, or by radio. They may also be used for feeding data

from a computer to a disk drive or a printer with serial input.

Fig. 9 illustrates an entirely different use for a shift register. A binary number (00110101) is loaded in parallel into a shift register. A clock pulse is applied to shift the data one place to the left. It is then unloaded, in parallel. The shifted data is (01101010), for a zero has been shifted in as the least significant digit.

Before shifting, the value was 00110101, equivalent to 53 decimal. After shifting, the value is 01101010, equivalent to 106 decimal.

Shifting the binary number one place to the left has the effect of multiplying it by two. Another shift, giving 11010100, multiplies it by two again. This is one way multiplication is performed in a microprocessor. 'Shift left' is one of the instructions available in microprocessors. It can be repeated as many times as necessary for multiplying by 2, 4, 8, 16 or higher powers of 2.

You may wonder how we can multiply by other numbers, such as 13. Easy! Store the original number (Fig. 10), multiply the original number by four (shift it twice) and store the result. Multiply the original number by eight (one more shift) and store the result. Sum the original number and the two stored numbers – the result is the original number multiplied by 13, since  $1+4+8=13$ . This sounds a slow way of going about multiplication – but

microprocessors more than compensate for this by working *extremely* fast. This digression into computer mathematics is intended to illustrate the fact that the humble shift register can do all kinds of wonderful things when used in the right way.

The reverse instruction, 'shift right' is used for the reverse mathematical operation – division. A single shift right divides a number by two. We return to the subject of computer calculations later on.

## LATCHES

The terms 'register' and 'latch' are often used as if they mean the same thing. But there is a difference. A register registers the data that is being fed to it at the instant when the clock changes from low to high. At other times it ignores the data. The output remains fixed, showing what the data was at the last low-high change of the clock. To see what a latch does, we will examine one in operation.

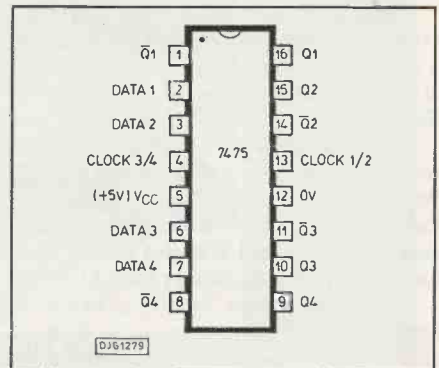


Fig.11. Pinout of 7475 quadruple latch.

### Investigation 3

#### A data latch

The 7475 ic contains four latches. Each has its own data input, Q output and  $\bar{Q}$  output (Fig. 11). Latches 1 and 2 share a clock input and so do latches 3 and 4. In Fig. 12 the 7475 is breadboarded with the same clock as we used before. Its data inputs are connected to the 0V rail. The Q outputs of its latches are indicated by the four leds. Run the circuit, experiment with the data inputs, and find out how the latch differs from a register.

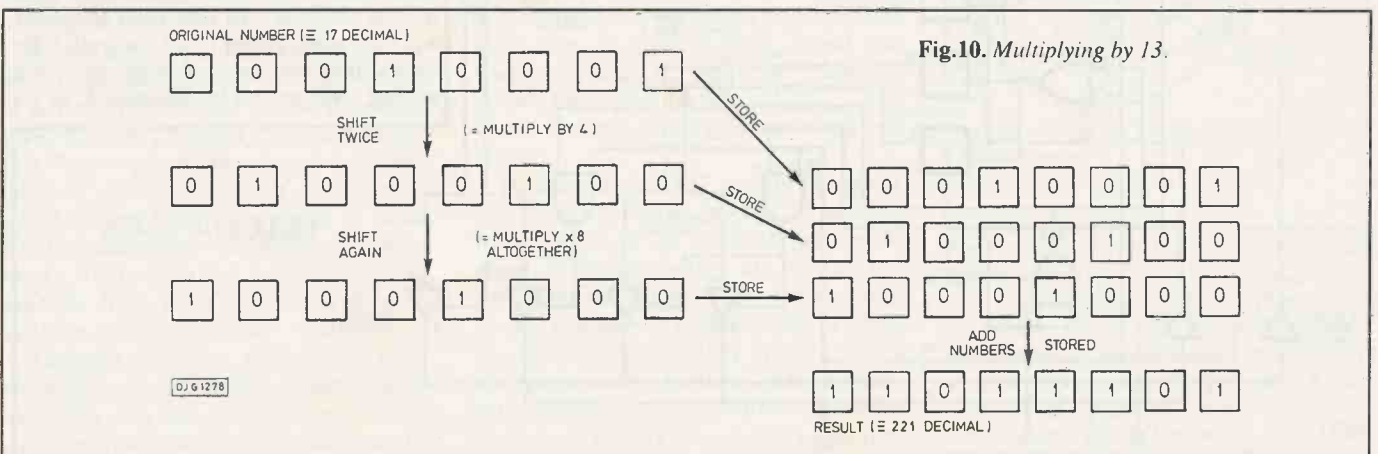


Fig.10. Multiplying by 13.

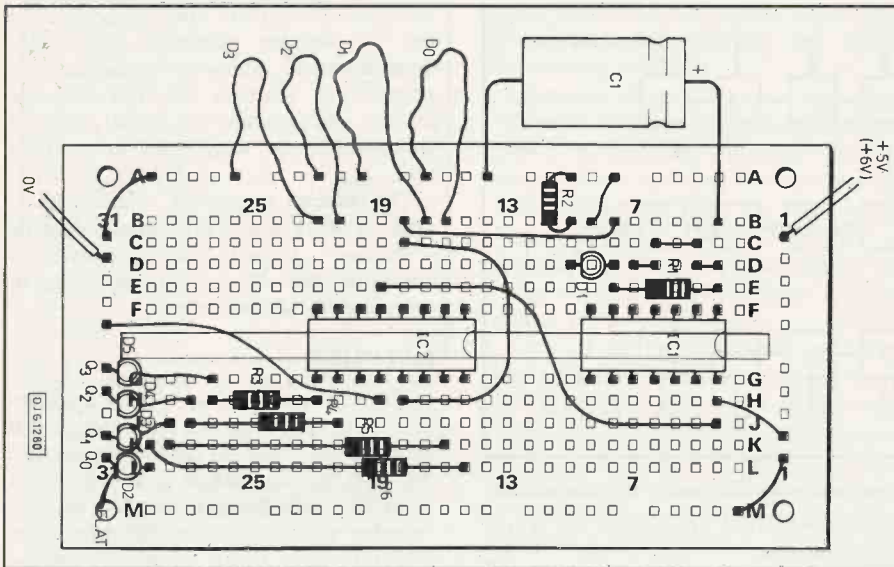


Fig. 12. Testing the latch ic.

## DIY MEMORY

A latch lacks some of the features that we expect a memory to have. But, by 'dressing it up a bit', we can add a few logic circuits to the 7475 latch and turn it into a memory (Fig. 13).

The centre of the circuit is the set of four latches. These are where the data is stored. We have arranged this circuit so that the four latches are in two pairs of two latches each. Latches 1 and 2 store a pair of bits. Latches 3 and 4 store another pair of bits.

In the diagram, the 74LS75 is lost in a forest of connections. But, if we keep a clear head, we can find our way through from the latches to the data bus. The data from the Q outputs of the latches goes to four output buffers (IC4). These are non-inverting or true gates; a 0 input gives a 0 output and a 1 input give a 1 output. The point about these buffers is that they have 3-state outputs. In the high-impedance state the output of the gate is, in effect, disconnected from the circuit (Fig. 14).

When we store (write) data in the latches or read data from them, we use the latches in pairs. Either we use latches 1 and 2 or we use 3 and 4. We can say that the two pairs of latches have two addresses in the memory. Latches 1 and 2 have address 0; latches 3 and 4 have address 1. Fig. 15 shows the connections when we are reading data from address 0.

The buffers connected to latches 1 and 2 are both controlled by the output from a NAND gate. The truth table of this gate is:

NAND input	NAND output	Effect
WE	$\bar{A}$	(= buffer control)
0	0	3-state
0	1	3-state
1	0	3-state
1	1	read data

Data passes through the buffers only when  $\overline{WE}$  is high and  $\bar{A}$  is high, as in Fig. 15. So what are  $\overline{WE}$  and  $\bar{A}$ , and why do they have these 'bars' over their names?  $\overline{WE}$  is the write enable line. It controls

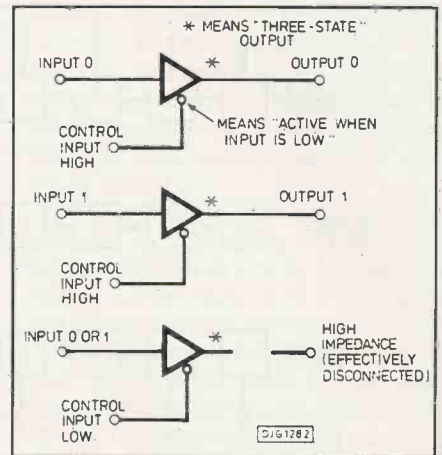


Fig. 14. The three output states of a tri-state buffer

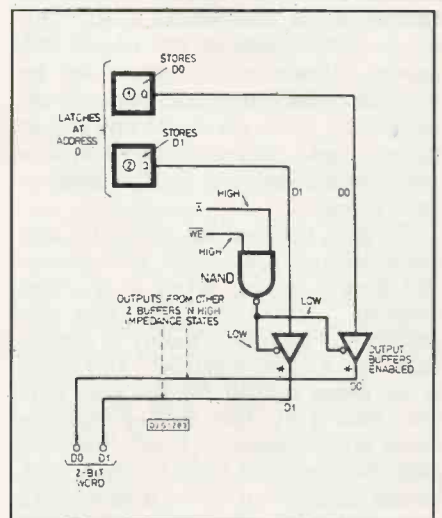


Fig. 15. The way out from address 0

whether data is to be written into (stored in) the memory.  $\overline{WE}$  is high or low – not both at the same time. So we can not write and read at the same time. This is important, because the data terminals  $D_0$  and  $D_1$  are used both as inputs and as outputs (but not both at the same time). The bar over  $\overline{WE}$  has the same meaning as the little circle on the buffer control – 'has its effect when low'. Low means 'write'. To read data,  $\overline{WE}$  must be high, as in the truth table above.

The control line that is used to select which address is to be written to or read from is called A. To read from address 0, we must make A low. But the truth table shows that we need a high input for reading. We get this by inverting A, to get

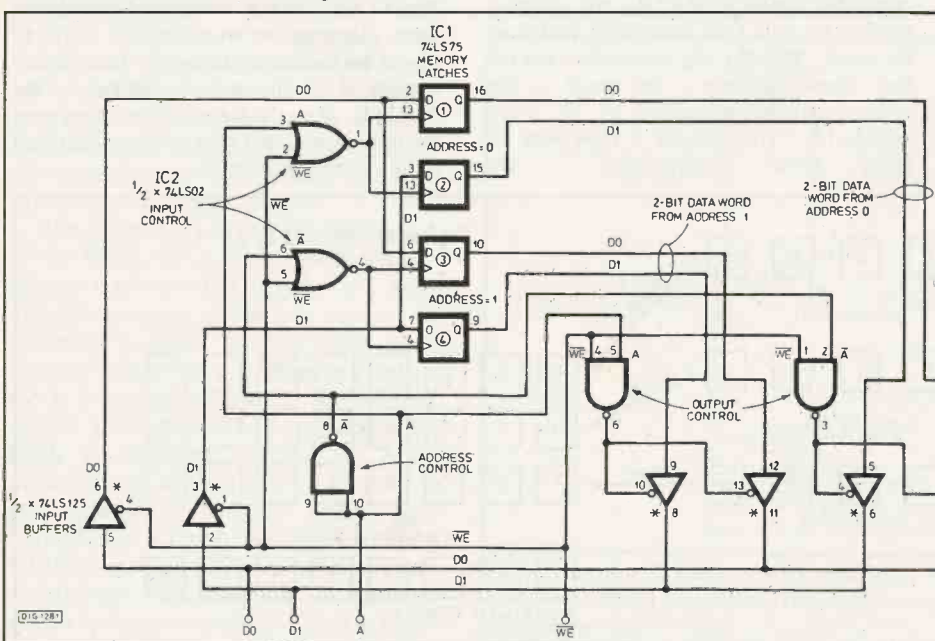


Fig. 13. A DIY memory



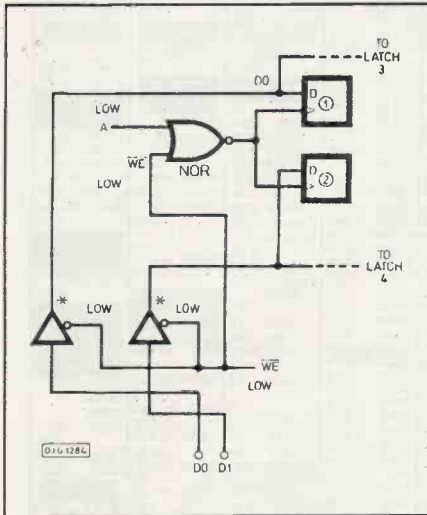


Fig. 16. The way in to address 0.

**Answers to questions**  
**Investigation 1:**

The output changes to become the same as the D input. The output changes at the instant the clock input rises from low to high.

**Investigation 2:**

As the clock goes high, the data on each register is shifted along the chain to the next register. One new bit of data enters the first register. The data in the last register is lost.

$\bar{A}$ . When A is low,  $\bar{A}$  is high (see truth table) and the buffers send the data to the data lines D<sub>0</sub> and D<sub>1</sub>.

Reading from address 1 (latches 3/4) is similar, except that A is high. We use A, not  $\bar{A}$ , as the input to the NAND gate. In this way, when  $\bar{WE}$  is high, the data from address 0 or from address 1 appears at the data outputs.

Summing up – to read data we have to:

- \*make  $\bar{WE}$  high
- \*set A to the address we want to read (0 or 1).

**RETURN JOURNEY**

Now we find our way back in. How do we store or write data into the latches? Obviously we must make  $\bar{WE}$  low. This puts all four output buffers in IC4 into high-impedance state. The data already stored there cannot get to D<sub>0</sub> and D<sub>1</sub>. The low on  $\bar{WE}$  enables the two input buffers, in IC3 and to latches 2 and 4 (D<sub>1</sub>).

Fig. 16 shows the parts of the circuit involved in writing to address 0. Data is stored in a latch only when the clock input goes from low to high. The clock inputs are controlled by two NOR gates of IC2. The truth table of the NOR gate of Fig. 16 is:

Inputs		Output	Effect
$\bar{WE}$	A		
0	0	1	follow
0	1	0	latched

1	0	0	latched (reading)
1	1	0	latched (reading)

When we are writing to address 0, A is low and  $\bar{WE}$  is low. Since both inputs are low (00), the clock input of both latches is high. The data in the latches follows the input data. This allows the data to change, if necessary. But when we make  $\bar{WE}$  high again (read), the clock input becomes low. Data present on the inputs at that time becomes latched.

The other NOR gate, controlling input to address 1, has  $\bar{A}$  as its input. When we are writing to address 0, A is low,  $\bar{A}$  is high. Thus inputs to that gate are 01 or 11 and the clock input of latches 3 and 4 remains high. It never goes low to enable the data to change. Writing to address 0 has no effect on the data stored at address 1. Writing to address 1 had no effect on data stored at address 0.

Summing up, to write data we have to:

- \*set A to the address we want to write to
- \*make  $\bar{WE}$  low
- \*set the new data input
- \*make  $\bar{WE}$  high

Next month we continue this discussion on computer logic and begin by looking at Investigation 4.

Did you know that Owen Bishop lives in New Zealand and can fax material to us in only a few minutes?  
Technology is wonderful!

# Component Solutions Ltd.

0782 64188

CPU		6551		3.20		2764		2.85		LOGIC		CRYSTALS		MARCH SPECIAL OFFERS	
Z80A	1.50	6845	2.85	27C64	2.75	74LS00	0.14	1.8432MHZ0.90		27C256	3.50				
8085	1.50	6809	1.60	27128	3.50	74LS02	0.14	4 Meg	0.50	27C64	2.75				
80C85	3.20	6802	1.90	27C128	3.50	74LS04	0.14	6 Meg	0.50	62256LP12	9.00				
8086-2	2.50	6821	1.40	27256	3.50	74LS08	0.14	8 Meg	0.50						
6502	3.00	6850	1.40	27C256	3.50	74LS10	0.14	10 Meg	0.50						
8031	2.20			27C512	7.00	74LS14	0.15	12 Meg	0.50						
80C31	3.20	<b>INTERFACE</b>				74LS20	0.16								
63A03	5.00	1488	0.40	<b>SRAMS</b>		74LS30	0.16								
8748	5.00	1489	0.40	6116LP-15	3.00	74LS32	0.16								
8749	5.00	ULN2001	0.60	6264LP-12	6.00	74LS74	0.16	<b>TURN PIN SOCKETS</b>							
64180-8	12.00	ULN2002	0.60	62256LP-12	9.50	74LS86	0.16	8W	0.12						
68000-8	8.10	ULN2003	0.60			74LS138	0.18	14W	0.18						
		ULN2004	0.60			74LS139	0.18	16W	0.22						
<b>PERIPHERALS</b>		<b>OPTO</b>				74LS151	0.24	20W	0.24						
Z80ACTC	1.20	<b>LEDS</b>		<b>DRAMS</b>		74LS153	0.18	24W	0.30						
Z80APIC	1.20	3mm	0.10	4164-15	2.40	74LS164	0.50	28W	0.45						
Z80AS10	1.20	5mm	0.15	41256-15	7.00	74LS240	0.18	40W	0.55						
8155	1.80	ILQ74	1.80	511000-10	26.00	74LS244	0.24								
8156	1.80	ILQ2	1.50			74LS245	0.24	<b>TANT BEADS</b>							
8243	1.40							.01/35V	0.10						
8251	1.20	<b>MEMORIES</b>		<b>REGULATORS</b>		74HC/74F		1/35V	0.10						
8253-5	1.20	<b>EPROMS</b>		7805	0.20	+		4.7/16V	0.15						
81C55	1.20	2716	3.20	7905	0.20	74HCT		10/16V	0.18						
8212	1.45	2732A	3.50			ALSO									
82C55	1.80					AVAILABLE									
6522	2.40														

**COMPONENT SOLUTIONS LTD**  
112 BURRINGTON DRIVE  
NEW PARK, TRENTHAM,  
STAFFORDSHIRE, ST4 8SP.  
PLEASE ADD 0.75P P&P THEN 15%  
VAT TO TOTAL  
ALL TRANSACTIONS CHEQUE  
WITH ORDER



# ELECTROVALUE

Distributors of high quality components since 1965

<b>POLYESTER CAPACITORS</b> 5mm PCM 63v 10%	<b>ELECTROLYTIC RADIAL</b> µF V	<b>ELECTROLYTIC CANS</b> µF V	<b>CONNECTORS DIN, AUDIO SOCKETS</b>	<b>BRIDGES 250V ac</b>	<b>BU407 1.05</b>	<b>CFY19-18</b>	<b>7491 0.65</b>	<b>Variable</b>	<b>I.C. analogue</b>	<b>Dual</b>
4.7nF 0.06	1 100 0.05	100 350 1.65	2-way 0.08	1A W04 0.20	BU407 1.05	7491 0.65	LM317K 2.40	SAS231W	ILD1 0.86	ILD30 1.40
6.8nF 0.06	2.2 63 0.05	220 350 2.21	3-way 0.16	3A BR34 0.60	BUX26 3.78	7492 0.59	LM317T 0.55	IC threshold	Quad	ILD1 1.79
10nF 0.07	10 63 0.07	470 100 2.01	4-way 0.20	6A BR64 0.75	BUX82 2.00	7493 0.58	LM329 1.10	TLE4903F	ILQ30 2.80	ILQ74 1.77
15nF 0.07	22 63 0.08	1000 63 1.98	5-way 180°	25A FB2506	BUX85 1.30	7494 0.70	LM329 1.10	723-T05 1.07		
22nF 0.07	47 18 0.06	2200 40 1.70	5-way 240°	35A FB3506		MJ2955 8.27	LM330 0.70	723-dip14		
33nF 0.07	100 16 0.07	2200 83 2.05	5-way 360°			MJ3640 4.86	LM338 0.50	0.55		
47nF 0.07	100 25 0.08	4700 40 2.11				MJ2955 8.27	LM338 0.50			
68nF 0.08	100 63 0.12	4700 63 4.05				MJ3640 4.86	LM338 0.50			
100nF 0.08	220 18 0.08	4700 100 6.78				MJ2955 8.27	LM338 0.50			
150nF 0.10	220 25 0.12	10000 25 2.02				MJ3640 4.86	LM338 0.50			
220nF 0.12	220 63 0.16	10000 25 2.02				MJ2955 8.27	LM338 0.50			
330nF 0.17	470 6 0.08	10000 40 3.69				MJ3640 4.86	LM338 0.50			
470nF 0.22	470 16 0.12	10000 63 5.76				MJ2955 8.27	LM338 0.50			
1µF 0.32	470 25 0.16	22000 16 3.36				MJ3640 4.86	LM338 0.50			
1.5µF 0.40	470 40 0.30	22000 25 5.48				MJ2955 8.27	LM338 0.50			
	1000 16 0.16					MJ3640 4.86	LM338 0.50			
	1000 25 0.33					MJ2955 8.27	LM338 0.50			
	1000F 0.08					MJ3640 4.86	LM338 0.50			
	1500F 0.09					MJ2955 8.27	LM338 0.50			
	2200F 0.10					MJ3640 4.86	LM338 0.50			
	3300F 0.13					MJ2955 8.27	LM338 0.50			
	4700F 0.17					MJ3640 4.86	LM338 0.50			
	7.5mm PCM					MJ2955 8.27	LM338 0.50			
	400V 10%					MJ3640 4.86	LM338 0.50			
	1000F 0.08					MJ2955 8.27	LM338 0.50			
	1500F 0.09					MJ3640 4.86	LM338 0.50			
	2200F 0.10					MJ2955 8.27	LM338 0.50			
	3300F 0.13					MJ3640 4.86	LM338 0.50			
	4700F 0.17					MJ2955 8.27	LM338 0.50			
	1nF 0.06					MJ3640 4.86	LM338 0.50			
	1.5nF 0.08					MJ2955 8.27	LM338 0.50			
	2.2nF 0.06					MJ3640 4.86	LM338 0.50			
	3.3nF 0.06					MJ2955 8.27	LM338 0.50			
	4.7nF 0.06					MJ3640 4.86	LM338 0.50			
	6.8nF 0.06					MJ2955 8.27	LM338 0.50			
	10nF 0.06					MJ3640 4.86	LM338 0.50			
	15nF 0.06					MJ2955 8.27	LM338 0.50			
	22nF 0.06					MJ3640 4.86	LM338 0.50			
	33nF 0.06					MJ2955 8.27	LM338 0.50			
	47nF 0.07					MJ3640 4.86	LM338 0.50			
	68nF 0.07					MJ2955 8.27	LM338 0.50			
	100nF 0.07					MJ3640 4.86	LM338 0.50			
	150nF 0.08					MJ2955 8.27	LM338 0.50			
	220nF 0.09					MJ3640 4.86	LM338 0.50			
	330nF 0.11					MJ2955 8.27	LM338 0.50			
	1µF 0.06					MJ3640 4.86	LM338 0.50			
	1.5µF 0.08					MJ2955 8.27	LM338 0.50			
	2.2µF 0.06					MJ3640 4.86	LM338 0.50			
	3.3µF 0.06					MJ2955 8.27	LM338 0.50			
	4.7µF 0.07					MJ3640 4.86	LM338 0.50			
	6.8µF 0.06					MJ2955 8.27	LM338 0.50			
	10µF 0.06					MJ3640 4.86	LM338 0.50			
	15µF 0.06					MJ2955 8.27	LM338 0.50			
	22µF 0.06					MJ3640 4.86	LM338 0.50			
	33µF 0.06					MJ2955 8.27	LM338 0.50			
	47µF 0.07					MJ3640 4.86	LM338 0.50			
	68µF 0.08					MJ2955 8.27	LM338 0.50			
	100µF 0.09					MJ3640 4.86	LM338 0.50			
	150µF 0.11					MJ2955 8.27	LM338 0.50			
	220µF 0.13					MJ3640 4.86	LM338 0.50			
	330µF 0.17					MJ2955 8.27	LM338 0.50			
	470µF 0.22					MJ3640 4.86	LM338 0.50			
	680µF 0.28					MJ2955 8.27	LM338 0.50			
	1000µF 0.36					MJ3640 4.86	LM338 0.50			
	1500µF 0.48					MJ2955 8.27	LM338 0.50			
	2200µF 0.64					MJ3640 4.86	LM338 0.50			
	3300µF 0.86					MJ2955 8.27	LM338 0.50			
	4700µF 1.12					MJ3640 4.86	LM338 0.50			
	6800µF 1.50					MJ2955 8.27	LM338 0.50			
	10000µF 2.00					MJ3640 4.86	LM338 0.50			
	15000µF 2.70					MJ2955 8.27	LM338 0.50			
	22000µF 3.60					MJ3640 4.86	LM338 0.50			
	33000µF 4.80					MJ2955 8.27	LM338 0.50			
	47000µF 6.30					MJ3640 4.86	LM338 0.50			
	68000µF 8.60					MJ2955 8.27	LM338 0.50			
	100000µF 11.20					MJ3640 4.86	LM338 0.50			
	150000µF 14.70					MJ2955 8.27	LM338 0.50			
	220000µF 19.60					MJ3640 4.86	LM338 0.50			
	330000µF 26.10					MJ2955 8.27	LM338 0.50			
	470000µF 34.20					MJ3640 4.86	LM338 0.50			
	680000µF 45.60					MJ2955 8.27	LM338 0.50			
	1000000µF 60.40					MJ3640 4.86	LM338 0.50			
	1500000µF 80.70					MJ2955 8.27	LM338 0.50			
	2200000µF 108.90					MJ3640 4.86	LM338 0.50			
	3300000µF 144.10					MJ2955 8.27	LM338 0.50			
	4700000µF 191.70					MJ3640 4.86	LM338 0.50			
	6800000µF 254.90					MJ2955 8.27	LM338 0.50			
	10000000µF 336.20					MJ3640 4.86	LM338 0.50			
	15000000µF 448.50					MJ2955 8.27	LM338 0.50			
	22000000µF 595.80					MJ3640 4.86	LM338 0.50			
	33000000µF 794.10					MJ2955 8.27	LM338 0.50			
	47000000µF 1058.40					MJ3640 4.86	LM338 0.50			
	68000000µF 1414.70					MJ2955 8.27	LM338 0.50			
	100000000µF 1836.00					MJ3640 4.86	LM338 0.50			
	150000000µF 2448.30					MJ2955 8.27	LM338 0.50			
	220000000µF 3231.60					MJ3640 4.86	LM338 0.50			
	330000000µF 4315.90					MJ2955 8.27	LM338 0.50			
	470000000µF 5752.20					MJ3640 4.86	LM338 0.50			
	680000000µF 7669.50					MJ2955 8.27	LM338 0.50			
	1000000000µF 10225.80					MJ3640 4.86	LM338 0.50			
	1500000000µF 13634.10					MJ2955 8.27	LM338 0.50			
	2200000000µF 18165.40					MJ3640 4.86	LM338 0.50			
	3300000000µF 24118.70					MJ2955 8.27	LM338 0.50			
	4700000000µF 31695.00					MJ3640 4.86	LM338 0.50			
	6800000000µF 42248.30					MJ2955 8.27	LM338 0.50			
	10000000000µF 56014.60					MJ3640 4.86	LM338 0.50			
	15000000000µF 74019.90					MJ2955 8.27	LM338 0.50			
	22000000000µF 98366.20					MJ3640 4.86	LM338 0.50			
	33000000000µF 130152.50					MJ2955 8.27	LM338 0.50			
	47000000000µF 173608.80					MJ3640 4.86	LM338 0.50			
	68000000000µF 229615.10					MJ2955 8.27	LM338 0.50			
	100000000000µF 302771.40					MJ3640 4.86	LM338 0.50			
	150000000000µF 400227.70					MJ2955 8.27	LM338 0.50			
	220000000000µF 527084.00					MJ3640 4.86	LM338 0.50			
	330000000000µF 698140.30					MJ2955 8.27	LM338 0.50			
	470000000000µF 920196.60					MJ3640 4.86	LM338 0.50			
	680000000000µF 1226252.90					MJ2955 8.27	LM338 0.50			
	1000000000000µF 1634309.20					MJ3640 4.86</				



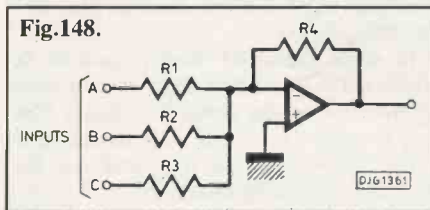
# SEMICONDUCTORS

BY ANDREW ARMSTRONG

## PART 15 – Signal Conditioning

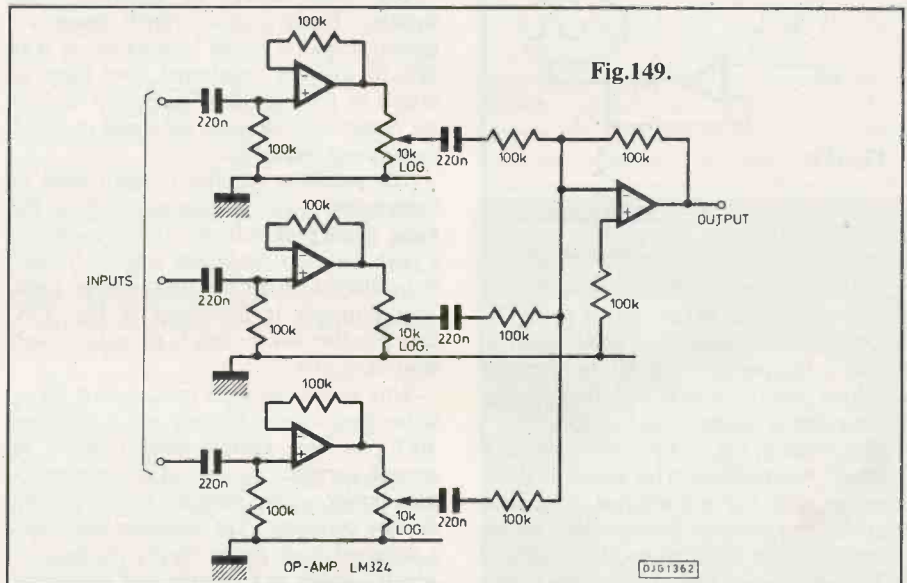
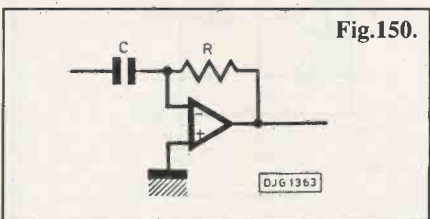
*Signal processing, measurement, and generation.  
Opamps do it all.*

As well as being widely used in audio circuits, opamps are used in general signal conditioning circuits. Rather than being used in totally analogue instrumentation systems, many opamps are used to process signals for analogue to digital conversion for use in microprocessor control systems.



One signal conditioning circuit which is more used in audio than instrumentation is the adder shown in Fig. 148. This circuit adds signals A, B, and C and inverts the result. The output is given by the equation  $V_{out} = -R_4 \times (A/R_1 + B/R_2 + C/R_3)$ . The circuit is obviously not limited to three inputs, but three inputs can be convenient as shown in Fig. 149.

In this circuit the adder circuit is used to add three audio signals. Each audio signal is buffered by one opamp, and the addition is performed by a further opamp. This circuit can conveniently be made using a quad opamp such as the LM324. This circuit arrangement has interesting implications for gain bandwidth product. As far as the opamp is concerned, it is operating at a gain given by  $(R_4 + R_p)/R_p$  where  $R_p$  is the parallel combination of  $R_1$ ,  $R_2$ , and  $R_3$ . The opamp may not be unity gain stable, but in the circuit shown in Fig. 148 the gain at which the opamp is working is much greater than the gain from each input. If all resistors are equal, the gain from the point of view of the opamp is 4. That is to say that the feedback voltage is 1/4 of the output voltage minus the sum of the input voltages. In reality, the feedback voltage relative to 0V is only the error



signal, because the non-inverting input is connected to 0V. Therefore the output error is greater than would be the case if only a single input were connected.

### DIFFERENTIATION

It is sometimes necessary to detect a changing condition rather than measure an absolute value. For example, time to recharge a nickel cadmium battery may be indicated by a sharp fall in voltage. Simply detecting the absolute voltage would not be effective because this can be influenced by the temperature, the current drain, and the age of the cells.

The output signal depends on the rate of change of input voltage and the RC time constant. The currents charging the capacitor and flowing in the resistor are the same, and capacitive charging current is given by the formula  $C \times dV/dt$ . Therefore output voltage  $+ -R \times C \times dV/dt$ .

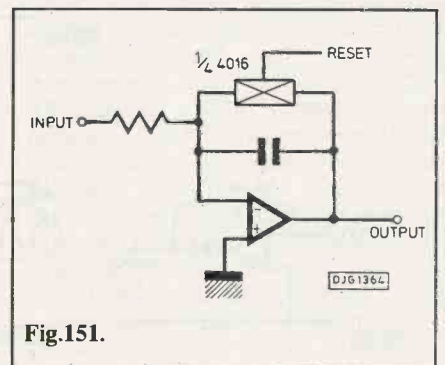
Since the mathematical function of differentiation has an electronic analogue, it is no surprise that the same holds true for integration. The circuit of Fig. 151 illustrates the principle. The output is  $RC \int V dt$ . The integral period is from the last reset pulse, which discharges the capacitor. This circuit will, of course, integrate everything impartially, including the opamp's bias current, so it is best used to integrate over fairly short periods.

A practical application for an integrator is shown in Fig. 152. In this circuit the unsmoothed rectified waveform from the transformer synchronises the reset of the integrator. The integrator integrates this same waveform, producing the S shaped waveform shown on the output. One application of this is to provide a smooth brightness control law for lamp dimmers.

If a more carefully controlled reset pulse were used, the output waveform from the integrator could be sampled just before reset to give a half-cycle by half-cycle measurement of the mean voltage.

### RECTIFICATION

Beloved of academics is the concept of the perfect diode. This fictional beast conducts perfectly in one direction and not



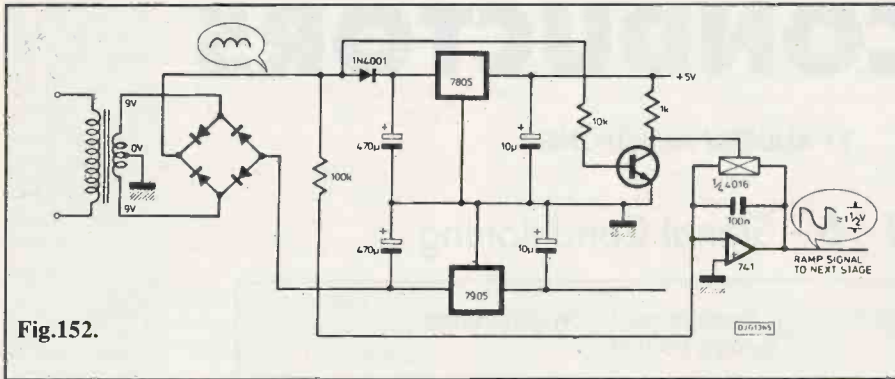


Fig. 152.

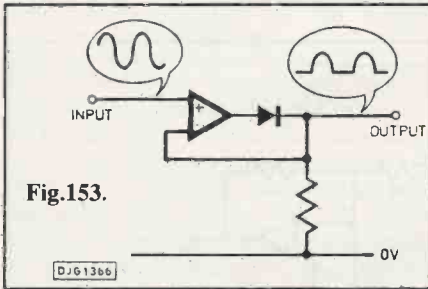


Fig. 153.

at all in the other. It has no resistance or voltage drop. The addition of an opamp to a real diode can produce a good approximation to this perfect diode for the purposes of signal rectification at low frequencies. The concept is illustrated in Fig. 153.

The circuit of Fig. 154 provides full wave "perfect" rectification. This circuit is good in many ways, but it is affected by resistor tolerance and contains four resistors whose tolerance affects the accuracy of the circuit.

The circuit of Fig. 155 reduces this problem, but in order to work properly it must be driven from a very low impedance, and its output must feed into a very high impedance. Another advantage of this circuit is that it can rectify a signal which goes negative of the opamp's negative power supply (if a "single railable" opamp such as the LM358 is used).

It must be driven from a very low impedance because any extra impedance in series with R1 will change the gain of the

circuit with respect to negative input signals. Positive input signals cause the opamp output to swing as negative as it is able to, and are transferred from input to output by R1 and R2. Clearly any load on the output will attenuate the signal received under these conditions.

The precision rectifier is often used in conjunction with a capacitor to hold the value of the peak voltage. This is known as a peak detector. Generally a bleed resistor is included to limit the peak storage time. This principle is illustrated in Fig. 156. One possible use for this is to make a peak reading ac meter.

Why would one use a peak reading meter rather than a mean reading one, I hear you ask? As one example from a choice of several, consider the case of an uninterruptible power supply intended to run a small desktop computer. The computer itself uses a switched mode power supply, the input of which consists of a rectifier and smoothing capacitor connected to the mains. The capacitor will charge to the peak of the incoming voltage, and it is the peak rather than the mean or the rms value which controls whether the power supply will work properly. A peak detector to measure the voltage in this type of application would probably include a resistor in series with the diode to prevent the circuit from responding to very brief spikes.

The speed of response can be a problem

with peak detectors anyway. If a large capacitor value is used, the speed may be limited by the maximum current which the opamp can deliver to charge the capacitor. This will limit the circuit's ability to measure glitches and interference. If, on the other hand, a very small value of capacitor is used, the circuit may detect fast glitches but they may not be held on the capacitor long enough to be displayed.

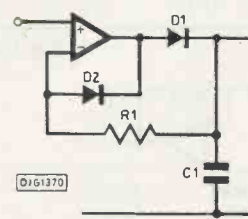
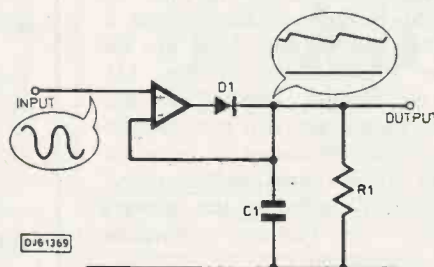
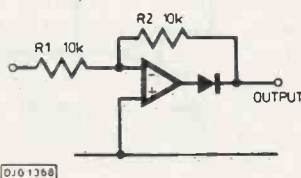
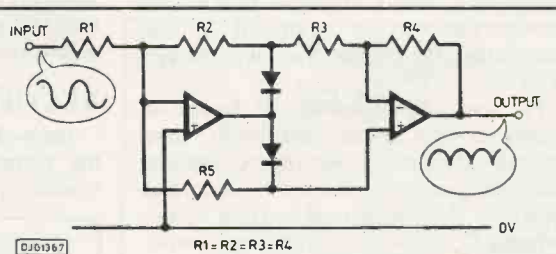
Even then, the speed response is limited by the slew rate of the opamp. This is more of a problem than it appears, because during all the time that the voltage on the non-inverting input is below that on the inverting input, the output of the opamp will be as negative as the power supply allows it to be. If the opamp is supplied from  $\pm 12V$ , and it has to detect a +3V spike, its output will have to slew 15V rather than the 3V of the signal to be measured. The circuit shown in Fig. 157 can get around this problem in some cases, but it is not always suitable because the voltage on the inverting input follows that on the non-inverting input.

In some cases R1 would need to be connected to 0V, and in these cases a more complicated system would be needed. One way to make the circuit work would be to buffer the voltage on C1, and use the buffered signal as feedback.

There are several ways to detect short spikes and store them for long enough to be displayed. One way would be to use a differentiator following the peak detector to detect a rapid increase in voltage, and to use this to trigger an analogue to digital conversion. Another technique would be to follow the short time constant peak detector with a slower long time constant one. Yet another technique is to use a transistor to increase the available charging current, as illustrated in Fig. 158. This circuit can provide a very high charge current, so the peak current is limited by R1, which forms a time constant in conjunction with C1 rather than a current limit.

The substantial peak currents drawn by this circuit could interfere with other circuitry on the same pcb, either because the power supply voltage dips momentarily or, more likely, because of noise induced on the 0V track by the heavy peak currents. Consequently a local decoupling capacitor, C2, must be inserted, and its value must be considerably greater than that of C1. The heavy currents then circulate in C2, C1 and Q1, and the pulse of current drawn from the supply on the reset of the pcb is longer and lower.

Fig. 154. (right)  
Fig. 155. (below)  
Fig. 156. (centre)  
Fig. 157. (far right)





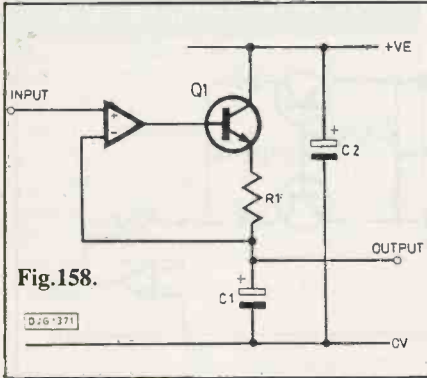


Fig. 158.

## DOING SUMS

It is easy to add and subtract using analogue circuits, but it is a lot harder to multiply or divide two voltages. One way to multiply and divide voltages is to take the log, then add or subtract, then take the antilog of the result. To a first approximation the current in a diode is the log of the voltage across it (ignoring temperature effects) but this is a poor approximation. For obscure reasons to do with the diffusion process, a transistor base-emitter junction provides a much better approximation. Consequently the log circuit shown in Fig. 159 uses a transistor in the configuration known as transdiode.

Disregarding R2 and C1, which are present purely for stability, the emitter current of Q1 is equal to the minus the log of the output voltage. The collector current is approximately the same. The accuracy of the approximation depends on the gain of the transistor, so as high a gain type as possible should be used. The values of the stability components should be determined by experiment, but a reasonable place to start would be 10R and 100pF.

The form of the graph of output against input is logarithmic, but the scale depends on the transistor characteristics and the temperature. For this reason the output is shown multiplied by a constant, which will be the same for all similar transistors at the same temperature. This circuit as it stands is of little use because it is affected by temperature. It is possible to temperature compensate log amplifiers if necessary, but this is not an easy task, and not a necessary one if the end result is to be multiplication or division.

The circuit shown in Fig. 160 uses three log amplifiers, an adder/subtractor, and an antilog amplifier to multiply and divide

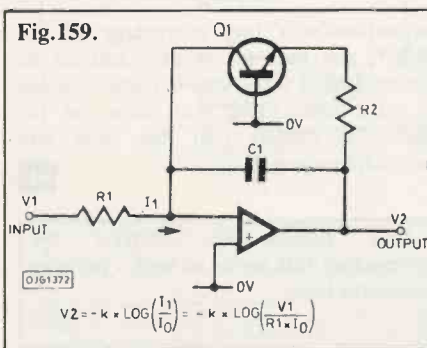


Fig. 159.

$$V_2 = -k \times \text{LOG} \left( \frac{I_1}{I_0} \right) = -k \times \text{LOG} \left( \frac{V_1}{R_1 \times I_0} \right)$$

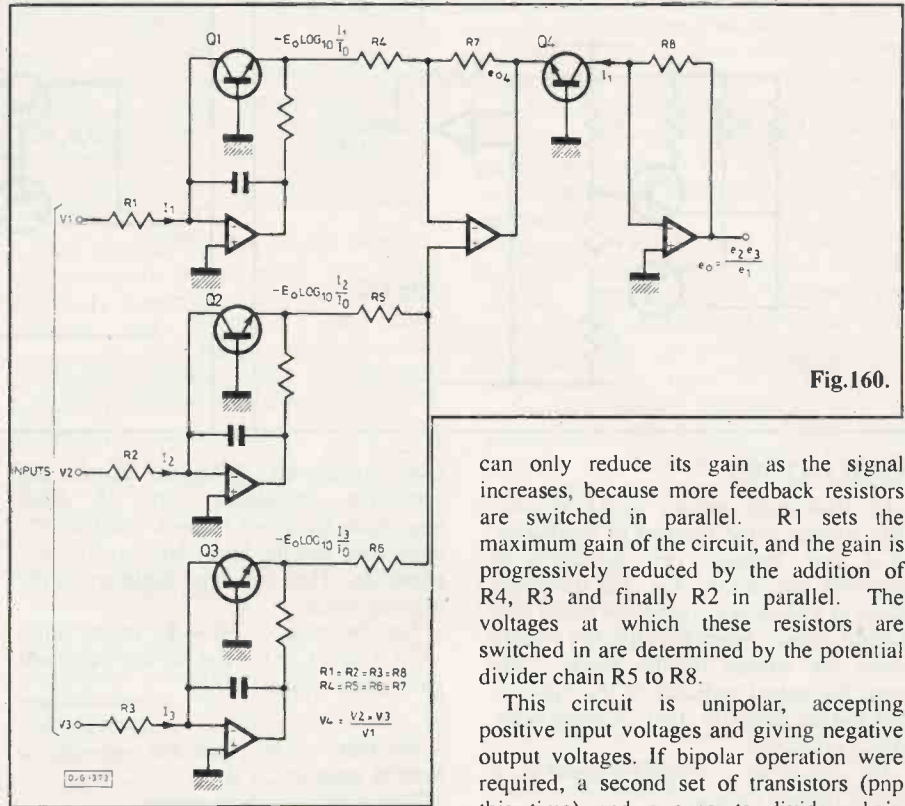


Fig. 160.

voltages. If all the transistors are similar – perhaps all part of the same transistor array, and all at the same temperature – then the constant terms cancel to give reasonably accurate multiplication and division.

This circuit can, of course, only multiply and divide positive voltages. There is no proper answer to the log of 0 or of a negative quantity, so the circuit can only function properly with positive voltages large enough to bring the outputs within the range available to the opamp.

What do you do if you want an approximately logarithmic response, but do not want the output to go unbounded at zero volts input? It is possible, but not by using this type of circuit. Instead, nonlinear feedback is applied to an opamp by changing the effective feedback resistance at specific levels of output voltage. Using this system, known as an arbitrary function generator, one can generate almost any input/output curve as a series of straight line approximations.

The circuit of Fig. 161 is an example of an arbitrary function generator. This circuit

can only reduce its gain as the signal increases, because more feedback resistors are switched in parallel. R1 sets the maximum gain of the circuit, and the gain is progressively reduced by the addition of R4, R3 and finally R2 in parallel. The voltages at which these resistors are switched in are determined by the potential divider chain R5 to R8.

This circuit is unipolar, accepting positive input voltages and giving negative output voltages. If bipolar operation were required, a second set of transistors (pnp this time) and a separate divider chain connected to a negative reference voltage could be used.

If a circuit which increases its gain with increasing input voltage is needed, then the circuit of Fig. 162 would do the job. In this circuit, extra resistors are switched in parallel with the input resistor as the input voltage increases, thus increasing the gain. The two types of circuit could be combined, to provide, for example, an S shaped amplitude response. The calculations for this, especially based on using preferred value resistors, would be complicated and best done by computer.

The Vbe of transistors can be used to set the response of a circuit, as shown in Fig. 163. This is the circuit of a triangle to sinewave converter, which operates symmetrically by virtue of using the same resistors for each half of the response. Fig. 164 shows the corresponding circuit to increase gain with signal level. Perhaps this could be used for a sinewave to triangle wave converter, whatever use that would be.

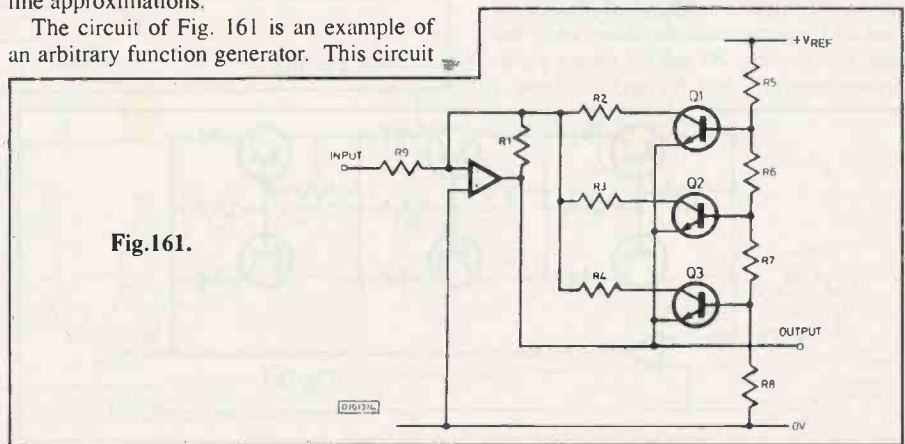


Fig. 161.

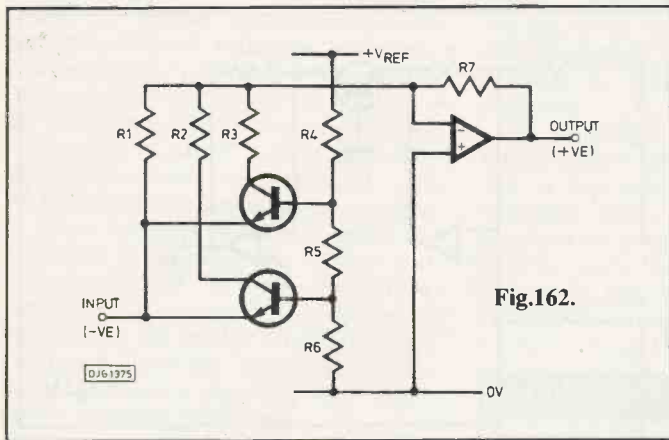


Fig.162.

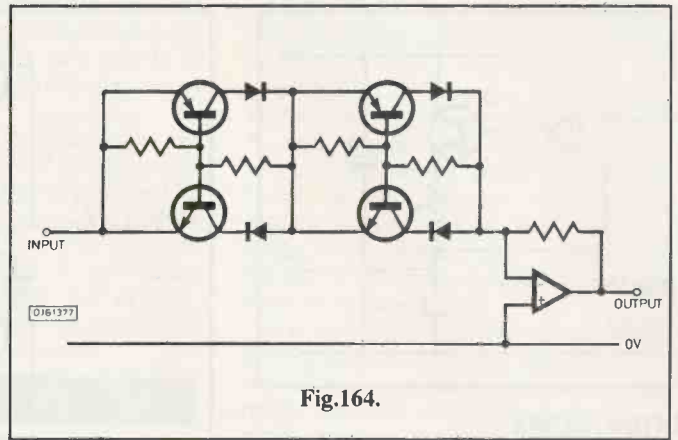


Fig.164.

## OSCILLATORS

No treatise on opamps would be complete without some mention of oscillators. So I have included two specimens to exemplify the subject. Fig. 165 shows the circuit of a squarewave oscillator based on a Schmitt trigger. When the capacitor voltage passes the voltage on the non-inverting input, the output switches to the opposite state and the capacitor starts charging in the opposite direction.

The voltage on a capacitor charged via a resistor follows the law:  
 $V = V_a \times (1 - e^{-(t/(R \times C))})$  where  $V_a$  is the applied voltage.

Each half cycle of oscillation starts with the capacitor starts with the capacitor charged to (say)  $-V$  and finishes with it charged to  $+V$  or vice-versa. From all this plus the assumption that the output of the opamp gives equal positive and negative output swings one can eventually deduce that the time for one half cycle of oscillation is given by the formula:

$$T = -R \times C \times \ln \frac{1 - 2 \times R3}{R2 + 2 \times R3}$$

$\ln$  means log to base  $e$

To find the frequency, of course, just multiply the period of a half cycle by two and take the reciprocal.

For many applications a sinewave oscillator is needed. The circuit of Fig. 166 is one such. This is a Wien bridge oscillator, a standard circuit configuration. It relies on frequency dependent phase shift to set its frequency, and oscillates when the phase shift is zero.  $R1$  and  $C1$  form a phase advance network, and  $R2$  and  $C2$  form a

phase lag network. When the resistive and capacitive impedances are of equal magnitude the upper network provides  $45^\circ$  phase lead and the lower one provides  $45^\circ$  phase lag. Here is a brief summary of the relevant maths:

For the parallel network, phase shift =  $-\text{ATAN}(\omega \times C \times R)$ , and for the series network phase shift =  $-\text{ATAN} \frac{1}{\omega \times C \times R}$

For these to be equal and opposite,  $\omega$  must be equal to  $C \times R$ .

The magnitude equations are:

$$\frac{R \times \sqrt{1 + \omega^2 \times C^2 \times R^2}}{1 + \omega^2 \times C^2 \times R^2}$$

$$\text{Parallel network } \sqrt{R^2 + \frac{1}{\omega^2 \times C^2}}$$

And, substituting  $\omega = C \times R$  we have:

$$\text{Parallel magnitude} = R \times \frac{\sqrt{2}}{2}$$

$$\text{Series magnitude} = R \times \sqrt{2}$$

Network gain = Parallel magnitude / (series magnitude + parallel magnitude) =  $1/3$

Therefore, the oscillation frequency is given by  $f = 1/(2 \times \pi \times R \times C)$ , and oscillation occurs when the amplifier gain is 3.

Clearly oscillation cannot start unless the amplifier gain is a little above 3, but if the gain remains above 3 the amplitude rises until the opamp clips and the output is no longer a sinewave. To combat this problem, the negative feedback is adjustable to set the nominal gain to just greater than 3, and an extra resistor ( $R4$ ) is added in parallel with  $R3$  and  $VR1$  when the amplitude of the signal is great enough to switch on the diodes. This reduces the gain just slightly and stabilises the amplitude with minimal distortion. In practice this circuit can, if carefully adjusted, provide a very clean sinewave.

## SALUTATIONS

Well, that about wraps it up for semiconductors. This monster series has

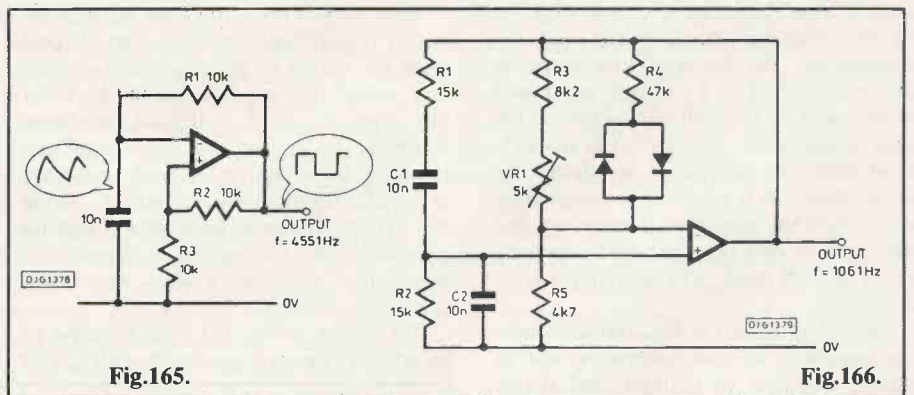


Fig.165.

Fig.166.

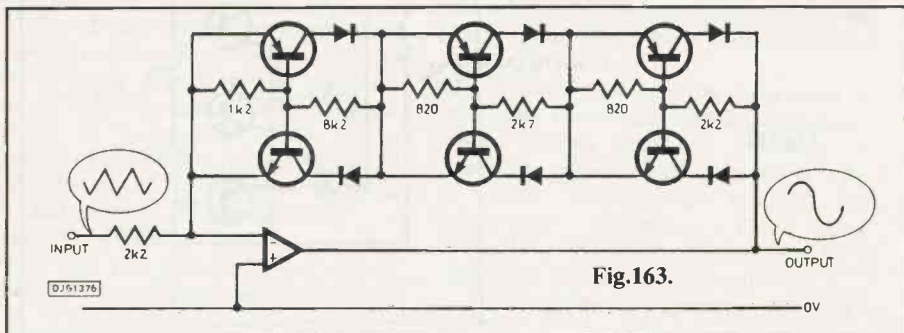


Fig.163.

covered only a tiny percentage of the subject, and has just about exhausted its author. I hope it has whetted your appetite to learn more, and that some of the application circuits find their way into successful project designs.

Our thanks to Andrew for conducting this series so well - no semi measures here!

Ed.



# TRANSFORMERS

12/24V or 12-0-12V  
2 x 12V Secs

24V	12V	£	P&P
0.15	0.03	3.44	1.87
0.25	0.5	3.64	1.87
0.5	1	4.36	1.87
1	2	6.08	2.09
2	A	7.01	2.20
3	M	12.08	2.36
4	P	12.87	2.42
6	S	12	15.62
8	16	18.59	3.08
10	20	25.02	3.52
15	30	31.10	3.63
20	40	44.40	4.12
30	60	63.75	4.89
41	83	73.41	6.32

MAINS ISOLATORS  
Pri 120V x 2 or 220/240V or  
415/440V. Sec 440V or 240V or  
110V Centre Tapped

20VA	£	P&P
60	13.60	2.50
100	15.87	2.69
200	22.49	2.91
250	27.20	3.52
500	41.91	3.63
1000	76.01	4.23
1500	98.04	5.33
2000	117.96	6.54
3000	165.41	6.54
6000	353.43	O.A

50/25V or 25-0-25V  
2 x 25V Tapped Secs Volts  
available: 5,7,8,10,13,17,  
20,25,33,40,50, OR 20-0-20V  
OR 25-0-25V

50V	25V	£	P&P
0.5	1	5.91	2.09
1	A	7.91	2.20
2	M	12.81	2.75
3	P	14.82	2.75
4	S	20.30	3.24
6	12	25.81	3.24
8	16	36.52	3.57
10	20	43.34	4.07
12	24	51.87	4.29

Unit 211,  
Stratford Workshops,  
Burford Road,  
London E15 2S

30/15V or 15-0-15V  
2 x 15V Tapped Secs

30V	15V	£	P&P
0.5	1	4.55	1.81
1	2	6.19	1.98
2	A	10.01	2.20
3	M	11.60	2.42
4	P	13.84	2.53
5	S	10	17.72
6	12	19.41	2.91
8	16	25.74	3.02
10	20	29.94	3.24
12	24	33.42	3.35
15	30	37.43	4.01
20	40	51.10	6.54

AUTOS  
105,115,220,230,140V  
For step-up or down

80VA	£	P&P
150	10.03	2.09
250	12.25	2.31
350	14.05	2.75
500	19.05	3.08
1000	34.03	3.68
1500	40.40	4.18
2000	60.41	5.11
3000	102.72	6.32
4000	133.35	O/A
5000	155.28	O/A
7500	239.70	O/A
10kVA	283.23	O/A

CASED AUTOS  
240V Cable Input, Inst: Input-3-  
pin 115V USA Ski Outlet

20VA	£	P&P
80	13.38	2.03
150	17.34	2.58
250	21.13	3.57
500	34.66	3.57
1000	48.65	5.00
2000	86.70	6.13
3000	124.46	O/A

110V to 240V Cased Autos  
Now available

Please add 15% to all items after P&P  
**BARRIE ELECTRONICS LTD**  
TELEPHONE: 01-555 0228 (3 lines)

# EX STOCK

60/30V or 30-0-30V  
2 x 30V Tapped Secs

60V	30V	£	P&P
0.5	1	6.72	2.09
1	A	10.25	2.20
2	M	13.17	2.53
3	P	19.05	2.64
4	S	21.72	2.75
5	10	27.46	3.19
6	12	31.32	3.41
8	16	44.04	4.12
10	20	51.28	4.40
12	24	59.09	4.89

INVERTERS  
12/24V DC to 240V AC  
Sine-wave or Square Wave

STAND-BY, POWER OR UPS  
SYSTEMS, AUTO CHARGERS

CONSTANT VOLTAGE  
Transformers for Spike-free  
Stable Mains

Also Valve Mains Output  
& Matching Transformers

TRANSFORMER  
WINDING SERVICE  
3VA to 18kVA

TOROIDALS  
Batches Wound to Order

AVO's & MEGGERS  
Full range

PE oscilloscope  
transformer Y1 £14.10  
incl. p&p & VAT.

Stock items by return.  
Send stamp for lists

# NEW THREE SIMPLE CONSTRUCTION KITS

Especially aimed for the beginner. Have fun with your project even after you have built it and also learn a little from building it. These kits include high quality solder resist printed circuit boards, all electronic components (including speaker where used) and full construction instructions with circuit description.

- SK1 DOOR CHIME - plays a tune when activated by a pushbutton ..... £3.90
  - SK2 WHISTLE SWITCH - switches a relay on and off in response to whistle command ..... £3.90
  - SK3 SOUND GENERATOR - produces FOUR different sounds, including police/ambulance/engine siren and machine gun ..... £3.90
- SPECIAL OFFERS FOR SCHOOL AND TRAINING CENTRES - Contact Sales Office for discounts and samples.

# SOLID STATE RELAY BARGAIN

- \*ZERO VOLTAGE SWITCHING: No radio interference problems.
- \*2.5 KV INPUT to OUTPUT ISOLATION: No risk of damage to your computer or driver circuits.
- \*4 KV TERMINALS TO HEAT-SINK ISOLATION: Simply bolt onto a heatsink.
- \*3V to 32V INPUT VOLTAGE: easily interfaced to TTL or CMOS LOGIC.
- \*24V to 240V rms LOAD VOLTAGE: allowing mains loads to be switched.
- \*BUILT IN SNUBBER NETWORK: Enabling switching of inductive loads.
- \*10A MAXIMUM CURRENT - 4A with no heatsink fitted at 40°C.



CD240/10 £2.25

# ELECTRONIC GUARD DOG KIT



One of the best deterrents to a burglar is a guard dog and this new kit provides the barking without the bite! The kit when assembled can be connected to a doorbell, pressure mat or any other intruder detector and will produce a random series of threatening barks making the would-be intruder think you have a guard dog and try his luck elsewhere. The kit is supplied complete with high quality PCB, mains transformer, all components and instructions. The kit even includes a horn speaker which is essential to produce the loud sound required. The "dog" can be adjusted to produce barks ranging from a "Tearr" to an Alsatian and contains circuitry to produce a random series of barks giving a more realistic effect. Don't delay, fit one before you go on holiday and let our dog help you guard your home.

UK125 Complete kit of parts ..... £24.00

# POWER STROBE KIT

Designed to produce a high intensity light pulse at a variable frequency of 1 to 15Hz, this kit also includes circuitry to trigger the light from an external voltage source (eg. a loudspeaker) via an opto isolator.

Instructions are also supplied on modifying the unit for manual triggering, as a slave flash in photographic applications or as a warning beacon in security applications. The kit includes a high quality pcb, components, connectors, SWs strobe tube and full assembly instructions. Supply: 240V ac. Size: 75x50x45.

UK124 Stroboscope Kit ..... £13.75



# SUPER-SENSITIVE FM MICROBUG


Highly sensitive FM transmitter measuring only 45 x 25 x 15mm, including the built-in microphone. Frequency 88-100MHz enabling reception on a standard domestic FM radio. Range approximately 300m depending on terrain. Powered by 9V PP3 (7mA). Its small size and highly sensitive electret microphone makes it ideal for surveillance, baby alarm, etc.

INTRODUCTORY PRICE ..... £5.50

# MICROPROCESSOR TIMER KIT

Designed to control 4 outputs independently switching on and off at present times over a 7-day cycle. LED display of time and day, easily programmed via 20 way keyboard. Ideal for central heating control including different switching time for weekends. Battery back-up circuit. Includes box 18 time settings.

CT6000K ..... £47.20  
XK114 Relay kit for CT6000 includes PCB connectors and one relay. Will accept up to 4 relays 3A/240V c/o contacts ..... £4.30  
701 115 Additional relays ..... £1.80



# DISCO LIGHTING KITS

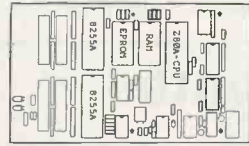
- DL1000K This value-for-money 4-way chaser features by-directional sequence and dimming. 1kW per channel ..... £19.25
- DL21000K - A lower cost uni-directional version of the above. Zero switching to reduce interference ..... £10.80
- DLA/1 Optional opto input allowing audio 'beat/light response ..... 77p
- DL3000K - 3-channel sound to light kit features zero voltage switching, automatic level control and built-in microphone. 1kW per channel. ..... £15.60

The DL8000K is a 3-way sequencer kit with built in opto-isolated sound to light input which comes complete with a pre-programmed EPROM containing EIGHTY - YES 80 different sequences including standard flashing and chase routines. The KIT includes full instructions and all components (even the PCB connectors) and requires only a box and a control knob to complete. Other features include manual sequence speed adjustment, zero voltage switching, LED mimic lamps and sound to light LED and a 300V output per channel. And the best thing about it is the price: **ONLY £31.50.**

# GIANT SOLAR CELLS

NOW IN STOCK these giant size solar panels 12x12in will deliver 12 volts 200mA in bright sunlight and 11.5 volts 50mA on a typical British summer day (dull and overcast). **HUNDREDS OF USES** in the car or caravan, e.g. Charging NiCads, powering low voltage circuits where mains or battery supplies are inconvenient or coupled to a lead acid battery and a simple inverter you could build yourself a self contained mains supply for low power appliances. Stock No. 303 145. £14.50 (plus £1.75 for p&p on total order)

# Interak 1 SINGLE BOARD COMPUTER



"SBC-1"

A computer doesn't have to look like you'd expect a computer to look. It doesn't have to have a keyboard and a screen and floppy disks and so on.

The SBC-1 has the bare minimum of chips a Z80 computer can have and still be a computer: A 4 MHz Z80-CPU chip, an EPROM chip (up to 32K), a static RAM chip (up to 32K) and a pair of 8255A I/O (input output) chips giving 48 individual lines to waggle up and down. There are one or two additional "glue" chips included, but these are simple "74LS" or "HC" parts.

A star feature is that no special or custom chips (ie PALs, ULAs, ASICs etc) are used - and thus there are no secrets. The Z80A is the fastest and best established of all the 8-bit microprocessors - possibly the cheapest too!

Although no serial interface is included, it is easy for a Z80A to waggle one bit up or down at the appropriate rate - the cost is a few pence worth of code in the program: why buy hardware when software will do?

Applications already identified include: Magnetic Card reader, mini printer interface, printer buffer, push button keypad, LCD alphanumeric panel interface, 40-zone security interface for auto sending of security alarms, code converter (eg IBM PC keyboard codes to regular ASCII), real time clock (with plug in module), automatic horticultural irrigation controller.

By disabling the on-board Z80A-CPU this card will plug into our Interak 1 CP/M Plus disk-based development system, so if you don't fancy hand-assembling Z80 machine code you don't have to!

The idea is (if you are a manufacturer) you buy just one development system and then turn out the cheap SBC-1 systems by the hundred. If you are really lazy we can write the program for you and assemble the SBC-1 cards so you can get on with manufacturing your product, leaving all your control problems to us.

Greenbank

For more details write or phone us:  
Greenbank Electronics, Dept (E4P), 460 New Chester Road,  
Rock Ferry, Birkenhead, Merseyside. L42 2AE. Tel: 051-645

# IB ELECTRONICS 13 BOSTON RD. LONDON W7 3SJ

Tel: 01 567 8910

ORDERING INFORMATION:  
ALL PRICES EXCLUDE VAT

FREE P&P on orders over £50 (UK only), otherwise add £1 + VAT.  
Overseas P&P: Europe £3.50. Elsewhere £10. Send cheque/PO/  
Barclaycard/Access No. with order. Giro No. 529314002.  
LOCAL AUTHORITY AND EXPORT ORDERS WELCOME  
GOODS BY RETURN SUBJECT TO AVAILABILITY

SEND 9" x 6" SAE & 50p FOR  
CATALOGUE OR CALL AT  
SHOP Mon-Fri 9-5 pm  
Saturday 10-4 pm







## OUR REGULAR LOOK AT ASTRONOMY

# SPACEWATCH

BY DR PATRICK MOORE CBE

### STAR DRECK

*Space rubbish orbiting the earth may hamper future space shots. On the other hand, our flotsam could be our ambassador.*

Two recent comments concerning space research programmes are worth noting. First, there is increasing anxiety about the effects of man's activity upon the space environment. Many thousands of artificial satellites have been sent up since the launch of Sputnik 1 on 4 October 1957, and there have been some mishaps; a considerable quantity of débris is now in orbit, and cannot be tracked. There is therefore an increasing threat to future vehicles and even space-stations. A scientific satellite could be badly damaged by a head-on collision with a fragment much less than an inch in diameter, and it has been claimed that unless something is done, the problem may reach an unacceptable level in no more than a decade. Even worse is the danger from nuclear reactors in space – remember Cosmos 944, which crashed in Canada and spread radioactive débris over a wide area. Military preparations in space are an obvious hazard, as well as shifting the emphasis away from scientific research, and there is

an urgent need for better monitoring of the whole environment.

On a different tack, a Russian commentator, S. Leskov, has criticized the Soviet 'space-lifts' of cosmonauts from other countries, and maintains that the countries concerned should bear the cost. At least this shows that the Russians are at last becoming commercially-minded!

Brown dwarfs are back in the news. By definition, a brown dwarf is an object with a mass less than 0.08 that of the Sun, so that its core will never become hot enough to trigger off nuclear reactions and make the object shine; it is in fact a star which has failed its entrance examination, and there seems to be a rather blurred boundary between a brown dwarf and a planet. Two American astronomers, Eric Becklin and B. Zuckerman, have now identified a low-mass object in orbit round a white dwarf star, GD 15, which is about 84 light-years from the Sun. The companion of the white dwarf has a surface temperature of no more

than about 2000 degrees C, and has only 1/800,000 of the Sun's luminosity. If it is a true brown dwarf, it adds force to the contention that these very low-mass objects may be important constituents of our Galaxy.

#### VOYAGER PROBES: SOLAR SYSTEM OVERVIEW?

Both the Voyager probes to the outer Solar System are still in full working order. Voyager 2 will by-pass Neptune next August; Voyager 1 will encounter no more planets, but will go on receding until we lose track of it. Will these probes, then, be able to send back pictures of the complete Solar System from far distance?

Sadly, the answer seems to be 'no'. With regard to Voyager 1, it seems that after the early 1990s the transmitter would be too weak to send back images, and in mid-1990 it is planned to shut down the cameras permanently, thereby saving power and allowing other less demanding instruments to

## The Sky This Month

Not many of the planets are well placed this month. Venus is too near the sun to be seen at all; Mercury is in theory a morning object, but from Britain will not be a naked-eye object; Saturn, at magnitude 0.6, can be seen in the early morning, but is very low, in Sagittarius, and not too easy to observe. This leaves us with Jupiter and Mars, both of which are in the evening sky, lying in Taurus.

Jupiter passed opposition in late November last, and will not be in conjunction with the Sun until next June; its magnitude this month is -2.2. Mars, which actually surpassed Jupiter last summer, has now decreased to magnitude 1.2, inferior to Aldebaran and a full three magnitudes below Jupiter; the apparent diameter is now less than 6 seconds of arc, so that not even large telescopes will show much upon its disc. It lies between the Hyades and the Pleiades, and on 12 March it and Jupiter are only two degrees apart. This conjunction is not in the least important, but at least it will be worth photographing.

No major meteor showers are due this month, and no bright comets have been predicted. The Moon is new on 7 March, and full on the 22nd; remember, too, that British Summer Time begins on 26 March.

Ursa Major, the Great Bear or Plough, is now almost overhead after dark. Note the second star in the Bear's 'tail', Mizar, which has a fainter companion, Alcor; strangely the Arabs of a thousand years ago regarded

Alcor as a test of keen eyesight, whereas today it is quite obvious on any reasonably clear night. Telescopically, it is seen that Mizar is itself double, with one component rather brighter than the other.

High in the south you will find Leo, the Lion, with its curved arrangement of stars making up the famous 'Sickle'; the brightest of them, Regulus, is of the first magnitude. Two other first-magnitude stars are also easy to find. Follow round the 'curve' of the Great Bear's tail, and you will come first to the brilliant orange Arcturus, in the constellation of Boötes (the Herdsman) and then to Spica, in Virgo (the Virgin). Virgo is a large constellation containing many faint galaxies; in this direction we come to the so-called Virgo Cluster of galaxies, around 60,000,000 light-years away, containing many hundreds of separate star-systems. Lower down in the south lies the large but dim constellation of Hydra (the Watersnake), which contains only one fairly bright star, the reddish second-magnitude Alpherat.

Orion sets in the west not long after dark, but some members of its retinue, notably the Twins (Castor and Pollux) and Capella in Auriga (the Charioteer) remain on view. Capella never actually sets over Britain, though during summer evenings it almost touches the northern horizon and will probably not be seen.



continue operating. In any case, obtaining views of objects very near the Sun in the sky is a difficult matter, because even from the distance of the orbit of Neptune the sunlight is still bright enough to illuminate the front lenses of the cameras and ruin pictures by scattering.

Efforts have been made to manoeuvre Voyager 1 so that the cameras remain in the shadow of the large dish antenna while photography is being attempted. Unfortunately, success has been only partial, and it has not been possible to record any objects closer to the Sun than Mars.

With luck, we should be able to maintain contact with the probe until it reaches the heliopause – that is to say, the region where the solar wind becomes undetectable – but Voyager 1 will not penetrate as far as this until about the year 2020, so that imaging would be quite out of the question in any case. As has been pointed out by scientists at the Jet Propulsion Laboratory an 'overall view' of the Solar System must be left to a future probe much better adapted to the task than the present Voyagers.

Presumably both Voyager 1 and Voyager 2 will continue travelling between the stars,

unseen, unheard and untrackable, until they are destroyed by collision with some solid body, and this may not occur for many millions of years. There is always a chance that they will be picked up by some alien civilization, and they even carry plaques and recordings which would – it is hoped – give a clue to their system of origin, but one has to admit that the chances of anything of the kind are extremely slight. All the same, it is a measure of our changed attitude that it was thought worth while to include the information at all.

PF

# Do not miss a single issue of Astronomy Now



Britain's leading astronomical magazine

Edited by well known astronomer and regular contributor to *Practical Electronics*

Dr. Patrick Moore CBE

Place a regular order with your newsagent or for £15-00 (overseas £18-00) take out an annual subscription from Intra Press, Intra House, 193 Uxbridge Road, London W12 9RA

## ANDOR ELECTRONICS

I.C.'s 74 LS		74HC20		27p		C4V7		C12		IC SOCKETS		SPECIAL OFFERS	
74LS00	20p	74HC27	27p	C5V1	C15	Low Profile 6 Way	5p	<b>Ex Equipment I.C.'s</b> <b>EPROMS</b> 27128 250nS 225p 2716 125p <b>STATIC RAMS</b> 65256 200nS 400p				<b>EPROMS ERASER</b> and Blank checked 27128 in 12.5V and 21V versions please state preference.	
74LS02	20p	74HC30	27p	C5V6	C24	8 Way	5p						
74LS04	20p	74HC32	27p	C6V2	C36	14 Way	7p	<b>ELECTROLYTICS</b> Miniature radial 10µF 50V 5p 47µF 16V 5p				<b>AXIAL</b> 1 micro F Tant 5p 2 micro F 63V poly 10p	
74LS08	20p	74HC42	50p	<b>RESISTORS</b>		16 Way	9p						
74LS10	20p	74HC74	48p	Metal film 5%		18 Way	11p	<b>ANALOGUE I.C.'s</b> NE555 Timer 22p LM741 OPA 22p LM324 Quad 35p µA733 Video 95p ICL7660 Neg 220p 7805 5V Reg 35p ZN426 8 bit D/A 250p ZN429 8 bit D/A 220p ZN449 8 bit A/D 375p				<b>DIODES</b> IN4148 3p IN4004 1A 400V 5p	
74LS13	30p	74HC75	48p	1 ohm – 1 Meg		20 Way	12p						
74LS14	35p	74HC123	55p	E12 range		24 Way	14p	<b>CAPACITORS</b> Min Radial lead 0.033 50V 7p 0.1 63V 10p 4.7µF 16V 10p 10µF 16V 10p 22µF 25V 10p 47µF 16V 5p				<b>STOCK ITEMS BY RETURN.</b> ADD 75p P&P. All prices include VAT. Send cheque or P.O. to ANDOR ELECTRONICS DEPT PE, 11 VICTORIA HOUSE, PAXTON STREET, HANLEY, STOKE-ON-TRENT, ST1 3SD. TEL: 0782 283642	
74LS20	20p	74HC125	60p	E12 range		28 Way	17p						
74LS27	20p	74HC138	60p	1 – 2p		40 Way	22p	<b>COUNTERSUNK</b> 6 BA 1/2" 15p 6 BA 3/4" 25p 4 BA 1/2" 25p 4 BA 1" 30p				<b>FULL NUTS</b> 6 BA 12p 4 BA 15p	
74LS32	20p	74HC151	60p	10 – 17p		<b>NUTS &amp; BOLTS</b>							
74LS42	45p	74HC157	60p	100 – 150p		All steel & zinc plated.		<b>IC SOCKETS</b> Chees Head bolts 6 BA 1/2" 15p 6 BA 3/4" 20p 4 BA 1/2" 25p 4 BA 1" 30p				<b>PRICE FOR PK 10</b> 5Metre 22 swg 95p 3 Metre 18 swg 95p 2 Metre 16 swg 95p	
74LS74	25p	74HC161	75p	Metal film 1%		1 ohm – 1 Meg							
74LS75	35p	74HC163	80p	E24 range		E24 range		<b>IC'S 74F</b> 74F00 32p 74F02 32p 74F04 32p 74F08 32p 74F10 32p 74F20 32p 74F74 45p 74F86 45p 74F157 65p 74F161 140p 74F164 140p 74F175 90p 74F240 100p 74F244 100p 74F257 65p 74F373 100p				<b>PRICE FOR PK 10</b> 100µF 16V 10p 220µF 16V 15p 470µF 16V 25p	
74LS86	28p	74HC175	60p	1 – 4p		10 – 35p							
74LS90	38p	74HC193	70p	100 – 300p		Price for same value not mixed		<b>IC'S 74 HC</b> 74HC00 27p 74HC02 27p 74HC04 27p 74HC08 27p 74HC10 27p 74HC14 60p				<b>MINIATURE RADIAL</b> 3mm & 5mm Red 10p Green 14p Yellow 16p	
74LS93	38p	74HC195	65p	I.C.'s 74F		I.C.'s 74F							
74LS95	55p	74HC240	90p	I.C.'s 74F		I.C.'s 74F		<b>IC'S 74 HC</b> 74HC00 27p 74HC02 27p 74HC04 27p 74HC08 27p 74HC10 27p 74HC14 60p				<b>MINIATURE RADIAL</b> 3mm & 5mm Red 10p Green 14p Yellow 16p	
74LS125	30p	74HC242	95p	I.C.'s 74F		I.C.'s 74F							
74LS138	40p	74HC244	95p	I.C.'s 74F		I.C.'s 74F		<b>IC'S 74 HC</b> 74HC00 27p 74HC02 27p 74HC04 27p 74HC08 27p 74HC10 27p 74HC14 60p				<b>MINIATURE RADIAL</b> 3mm & 5mm Red 10p Green 14p Yellow 16p	
74LS155	45p	74HC257	60p	I.C.'s 74F		I.C.'s 74F							
74LS157	45p	74HC366	75p	I.C.'s 74F		I.C.'s 74F		<b>IC'S 74 HC</b> 74HC00 27p 74HC02 27p 74HC04 27p 74HC08 27p 74HC10 27p 74HC14 60p				<b>MINIATURE RADIAL</b> 3mm & 5mm Red 10p Green 14p Yellow 16p	
74LS161	50p	74HC390	95p	I.C.'s 74F		I.C.'s 74F							
74LS164	55p	74HC393	95p	I.C.'s 74F		I.C.'s 74F		<b>IC'S 74 HC</b> 74HC00 27p 74HC02 27p 74HC04 27p 74HC08 27p 74HC10 27p 74HC14 60p				<b>MINIATURE RADIAL</b> 3mm & 5mm Red 10p Green 14p Yellow 16p	
74LS175	50p	74HC4016	110p	I.C.'s 74F		I.C.'s 74F							
74LS193	60p	74HC4040	75p	I.C.'s 74F		I.C.'s 74F		<b>IC'S 74 HC</b> 74HC00 27p 74HC02 27p 74HC04 27p 74HC08 27p 74HC10 27p 74HC14 60p				<b>MINIATURE RADIAL</b> 3mm & 5mm Red 10p Green 14p Yellow 16p	
74LS240	70p	74HC4051	90p	I.C.'s 74F		I.C.'s 74F							
74LS244	70p	74HC4066	110p	I.C.'s 74F		I.C.'s 74F		<b>IC'S 74 HC</b> 74HC00 27p 74HC02 27p 74HC04 27p 74HC08 27p 74HC10 27p 74HC14 60p				<b>MINIATURE RADIAL</b> 3mm & 5mm Red 10p Green 14p Yellow 16p	
74LS257	48p	<b>L.E.D.'s</b>		I.C.'s 74F		I.C.'s 74F							
74LS373	60p	3mm & 5mm		I.C.'s 74F		I.C.'s 74F		<b>IC'S 74 HC</b> 74HC00 27p 74HC02 27p 74HC04 27p 74HC08 27p 74HC10 27p 74HC14 60p				<b>MINIATURE RADIAL</b> 3mm & 5mm Red 10p Green 14p Yellow 16p	
74LS390	60p	Red		I.C.'s 74F		I.C.'s 74F							
74LS393	60p	Green		I.C.'s 74F		I.C.'s 74F		<b>IC'S 74 HC</b> 74HC00 27p 74HC02 27p 74HC04 27p 74HC08 27p 74HC10 27p 74HC14 60p				<b>MINIATURE RADIAL</b> 3mm & 5mm Red 10p Green 14p Yellow 16p	
<b>I.C.'s 74 HC</b>		Yellow		I.C.'s 74F		I.C.'s 74F							
74HC00	27p	ZENER DIODES		I.C.'s 74F		I.C.'s 74F		<b>IC'S 74 HC</b> 74HC00 27p 74HC02 27p 74HC04 27p 74HC08 27p 74HC10 27p 74HC14 60p				<b>MINIATURE RADIAL</b> 3mm & 5mm Red 10p Green 14p Yellow 16p	
74HC02	27p	BZX55 500mW		I.C.'s 74F		I.C.'s 74F							
74HC04	27p	BZX85 1.3W		I.C.'s 74F		I.C.'s 74F		<b>IC'S 74 HC</b> 74HC00 27p 74HC02 27p 74HC04 27p 74HC08 27p 74HC10 27p 74HC14 60p				<b>MINIATURE RADIAL</b> 3mm & 5mm Red 10p Green 14p Yellow 16p	
74HC08	27p	C3V3		I.C.'s 74F		I.C.'s 74F							
74HC10	27p	C3V6		I.C.'s 74F		I.C.'s 74F		<b>IC'S 74 HC</b> 74HC00 27p 74HC02 27p 74HC04 27p 74HC08 27p 74HC10 27p 74HC14 60p				<b>MINIATURE RADIAL</b> 3mm & 5mm Red 10p Green 14p Yellow 16p	
74HC14	60p	C7V5		I.C.'s 74F		I.C.'s 74F							
		C9V1		I.C.'s 74F		I.C.'s 74F		<b>IC'S 74 HC</b> 74HC00 27p 74HC02 27p 74HC04 27p 74HC08 27p 74HC10 27p 74HC14 60p				<b>MINIATURE RADIAL</b> 3mm & 5mm Red 10p Green 14p Yellow 16p	

# HI-TECH TIMING

BY ANTHONY H. SMITH BSC

## ATOMIC FREQUENCY STANDARDS

*Few things are more certain than  $f$ , where it equals  $E/h$ . Yet to create a chronometer around this equation requires the sub-atomic equivalent of a lot of cogwheels.*

At the International Bureau of Weights and Measures at Sèvres near Paris, there is a platinum-iridium cylinder whose mass has been assigned by international agreement to be exactly one kilogram. This cylinder is the primary standard of mass: occasionally, it is taken out of its protective enclosure so that other mass standards can be checked against it.

Unfortunately, the unit of time is intangible: it is not possible to keep a second locked away inside a vault. Instead, it must be generated by a suitable piece of equipment which itself constitutes the standard of time.

For example, we could use a monostable device to generate a pulse whose width is precisely one second; however, because a time standard has the dual role of providing an accurate reference of time *and* frequency, the aperiodic output of the monostable is useless, and invariably the standard has always taken the form of some kind of oscillator.

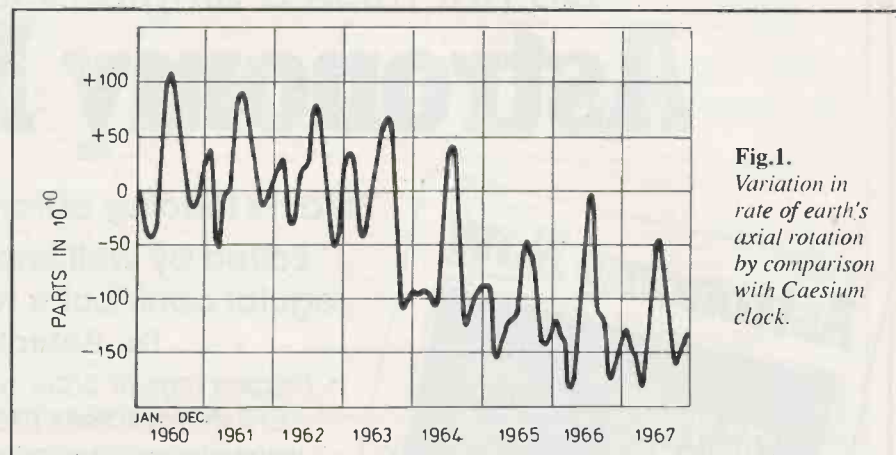
This oscillator is not only responsible for generating an accurate time interval equal to one second, but should also be ideally suited to the task of *timekeeping*.

Timekeeping involves keeping track of events which occur in relation to an established time scale; navigation, astronomical observations, satellite tracking, and, indeed, our own comings and goings, all depend to a greater or lesser extent on an accurate timekeeping system.

Correcting the output of a frequency standard consists only of resetting it to agree with a primary reference; however, if this standard is being used to drive a time clock, correcting the frequency does not correct the time.

Consequently, our time and frequency standard must not only be accurate, but must also be stable (it must not drift with time), and be reliable.

Various time scales such as 'apparent solar time', 'mean solar time', 'universal time', and 'ephemeris time' have been used at one time or another, and all depend upon the relative periodic



**Fig.1.**  
*Variation in rate of earth's axial rotation by comparison with Caesium clock.*

movements of bodies in space. Indeed, up until recently, the unit of time itself was based upon the rotation of the earth about its axis, and the second was defined as the fraction 1/86,400 of the average daily rotation of the earth.

However, it had been known for some time that the earth's axial rotation was subject to unpredictable irregularities and long term drifts, and so in 1956 the International Committee on Weights and Measures chose to define the second as "... the fraction 1/31,556,925.9747 of the tropical year for January 0, 1900 at 12 hours Ephemeris Time."

The ephemeris second was an improvement over the previous definition since it depended on the more stable rotation of the earth about the sun. However, astronomers could not implement the definition with enough accuracy to justify its use as a universal standard. Consequently, there was a need to establish an invariable time interval which could be generated, observed and measured electronically with great accuracy.

For some time, quartz crystal clocks had provided satisfactory operation as secondary time standards, but even precision examples could not guarantee accuracies and stabilities better than a few parts in  $10^9$ . Even though this meant that the best quartz clocks could keep time for a year with an error no greater than 0.03 seconds, it was still not

accurate enough to meet the increasing demands of scientific research and communication and navigation systems.

Thus, having exploited the resonant qualities of the solar system, of pendulums, tuned-circuits and quartz crystals, it became necessary to find some other phenomenon which could be used to realise a far superior time standard.

Fortunately, Essen and Parry working at the National Physical Laboratory (NPL) in Teddington, England, had developed a new kind of time and frequency reference whose accuracy exceeded that of previous standards. Their device, the caesium resonator, became known as the 'atomic clock' since it depended for its operation on precise energy changes in the atoms of the caesium 133 isotope.

Eventually, after refinements and improvements had been made to the atomic clocks at NPL and other international laboratories, the caesium resonator was adopted as the new standard of frequency and time, and in 1967 the 13th General Conference on Weights and Measures redefined the second in the following terms:

"The second is the duration of 9,192,631,770 periods of the radiation corresponding to the transition between the two hyperfine levels of the ground state of the caesium 133 atom."

The atomic standard realised levels of accuracy, stability and convenience far in



excess of earlier techniques, and it became possible to make precise measurements which had previously been impossible.

For example, the perturbations in the earth's axial rotation mentioned previously could now be measured with considerable accuracy: Fig.1 shows the variation in rotation over an eight year period.

Notice how the rotation rate is higher in summer than in winter; this is due to seasonal motion of the earth's winds. Note, also, how the rate is gradually decreasing, due largely to tidal friction between the water and land. Other variations are caused by melting and refreezing of polar icecaps.

## QUANTUM PHYSICS

The atomic phenomena exploited in the caesium resonator are by no means unique to caesium - many other elements have been used as the source material in a variety of successful atomic clocks, such as the ammonia maser, the methane laser, the thallium beam tube, and so on.

Three of the most highly-developed devices are the rubidium gas-cell resonator, the hydrogen maser, and, of course, the caesium beam resonator. However, in order to understand the operation of these devices, we must first review some of the fundamental principles of quantum physics (but before you reach for the Valium, don't worry - we'll only be considering the basic ideas.)

Our starting point is the familiar 'planetary' atomic model developed by Niels Bohr in 1913 - Fig.2 shows examples for the hydrogen and sodium atoms.

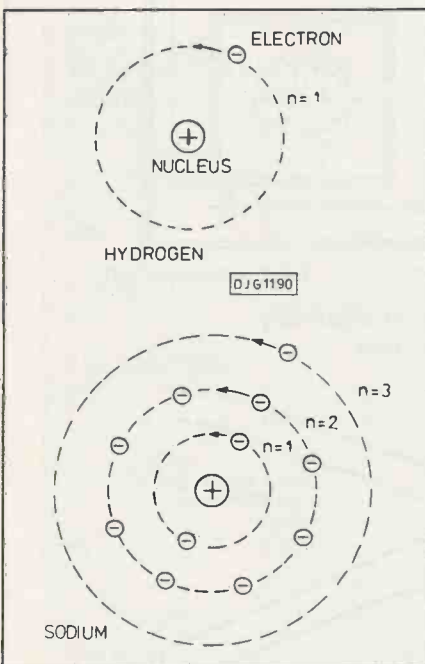


Fig.2. Atomic model proposed by Niels Bohr

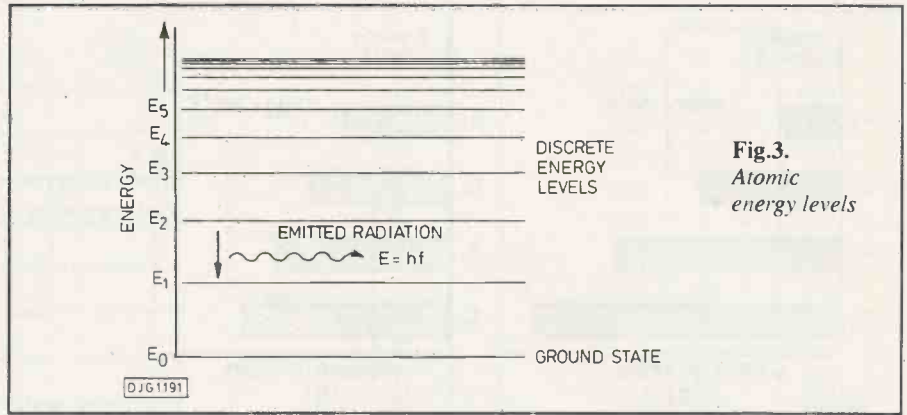


Fig.3. Atomic energy levels

Bohr postulated that the negatively charged electrons revolve around the positive nucleus only in certain discrete orbits, and that each orbit can contain no more than  $2n^2$  electrons, where  $n$ , the principal quantum number, defines the particular orbit.

Because the electron and the nucleus are oppositely charged, an electrostatic force of attraction exists between them: if we were to move an electron from its present orbit to one of greater radius, we would need to supply energy to the electron in order to overcome the attractive force pulling the electron toward the nucleus. For this reason, electrons in outer orbits have greater potential energy than those close to the nucleus.

Furthermore, since the electrons can occupy only particular allowed orbits, the electron energies can only take certain discrete values. Consequently, the overall energy of the atom itself is quantised into discrete levels. Fig.3 is a graphical representation of atomic energy levels; when all the electrons are in their lowest orbits, the energy is a minimum and the atom is said to be in its 'ground state'.

If we now energise the atom - for example, by heating it - one or more electrons may acquire sufficient energy to move into outer orbits, and the atom is no longer in its ground state but is said to be 'excited'.

However, the electrons do not remain in their excited states, but gradually return to orbits of lower energy, and in the process of falling from a high energy level to a lower one, the electron emits radiation of frequency  $f$ , according to the formula:

$$E = hf, \text{ or } f = E/h,$$

where  $h$  is a constant known as Planck's constant (equal to  $6.62 \times 10^{-34}$  Joules-sec), and  $E$  is the difference in energy states (for example, in Fig.3, the energy difference is shown as being  $E = E_2 - E_1$ .) The relationship  $E=hf$  represents perhaps the most significant principle in quantum physics, namely that the radiation resulting from a particular energy change has one - and one only - characteristic

frequency. This fact immediately suggests that we have an atomic mechanism capable of realising a precise, invariant frequency source.

Each atom has its own particular set of emitted frequencies which can be used to identify the atom rather like an 'atomic fingerprint'.

Unfortunately, quantum physics is not quite so straightforward. Experimenters discovered that where there should be only one energy level for each value of the quantum number  $n$ , energies of slightly different values showed up as well. It became apparent that other atomic mechanisms were responsible for these energy differences, and it was necessary to introduce additional quantum numbers to take account of their effects.

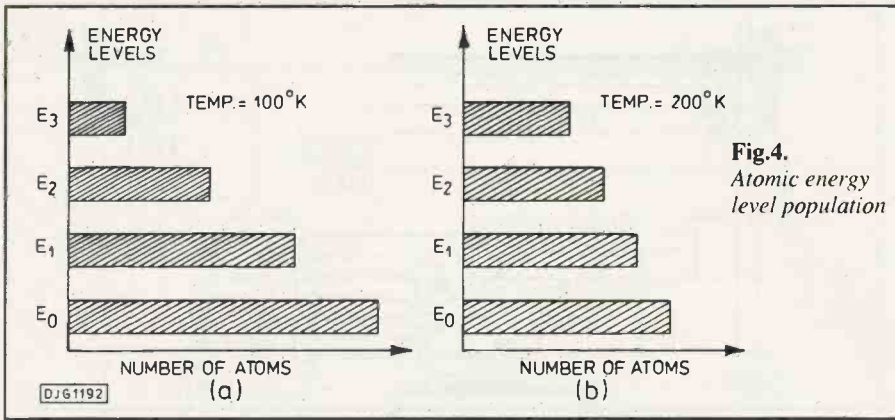
For example, the quantum number  $l$  specifies the angular momentum of the electron, while the 'spin' quantum number  $s$  takes account of the fact that each electron is spinning about its own axis, as well as around the nucleus.

Extra complications arise due to the magnetic interaction of the electrons and the nucleus, causing a splitting of the basic energy levels into additional, 'hyperfine' levels denoted by the quantum number  $F$ . Furthermore, if we expose the atom to an external magnetic field, the hyperfine energy levels themselves split into further quantum levels, known as Zeeman levels, represented by the number  $m_F$ .

Nevertheless, in spite of all these additional effects, the atomic energy levels still remain quantised, as do the frequencies of emitted radiation. The problem is, how do we utilise these quantum effects to create a high-accuracy, ultra-stable oscillator?

## MASERS AND LASERS

The maser (microwave amplification by stimulated emission of radiation) is essentially the same device as the laser, the main difference being that the maser handles microwave frequencies, whereas the laser works with the much greater lightwave frequencies.



In addition to its important application as a low-noise microwave amplifier, the maser is also ideally suited for use as a high-precision oscillator.

If we were to look, for example, at a hydrogen molecule, we would see various electrons excited to higher energy levels as they absorbed thermal energy from their surroundings. Eventually, these electrons would fall back to lower energy levels, emitting radiation as they do so. Because this thermal agitation is a random process, the atomic energy levels are continually increasing and decreasing in a haphazard manner, and the emitted radiation - although quantised - varies randomly, and is said to be *incoherent*.

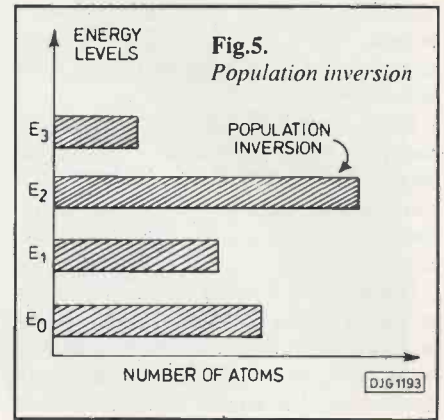
If we now extend our analysis to a gas of many hydrogen atoms, we find that most of them exist in lower energy states, whereas the higher energy levels contain fewer and fewer atoms; as an example, Fig. 4a shows the average population of energy levels for a temperature of 100° Kelvin.

At higher temperatures - Fig. 4b - more atoms have gained sufficient thermal energy to move into higher energy levels; nevertheless, the greater population of atoms still exists in the lower energy states.

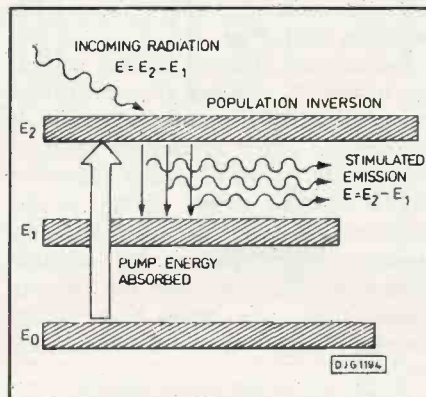
If by some means a higher energy level were to contain more atoms than the lower levels, we would have a condition known as 'population inversion'; Fig. 5 shows such an inversion in energy level  $E_2$ .

However, the population inversion, being a condition of thermal nonequilibrium, would not last indefinitely, and the atoms would gradually relax to lower energy levels, at the same time emitting incoherent radiation. This is known as *spontaneous* emission.

Suppose, however, that before the excited atoms have had a chance to fall randomly to the lower energy levels, incoming radiation impinges on them. If the energy (and, thus, the frequency) of the incoming radiation is of the right value, then many of the excited atoms in the population inversion will be stimulated into falling down to a lower level, emitting radiation as they go.



This process, known as 'stimulated emission of radiation', is essential to maser and laser action; the basic steps are shown in Fig. 6.

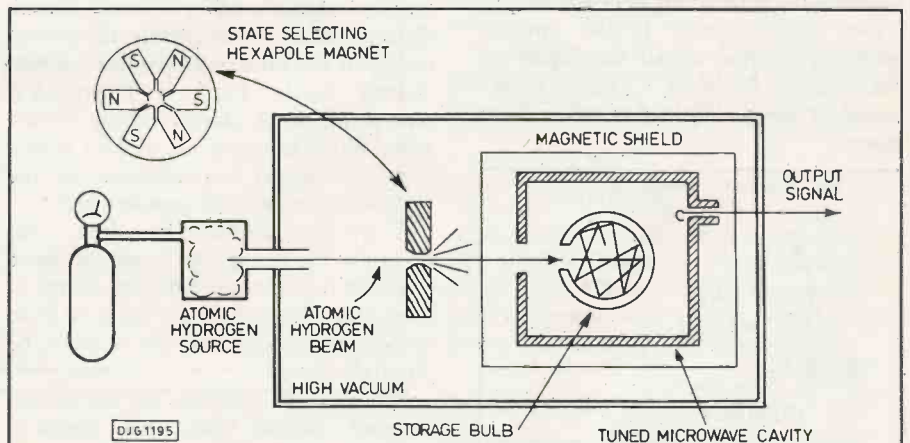


Initially, the atoms are bombarded by radiation having the right energy to 'pump' atoms from lower levels up into the higher  $E_2$  state, thus creating a population inversion.

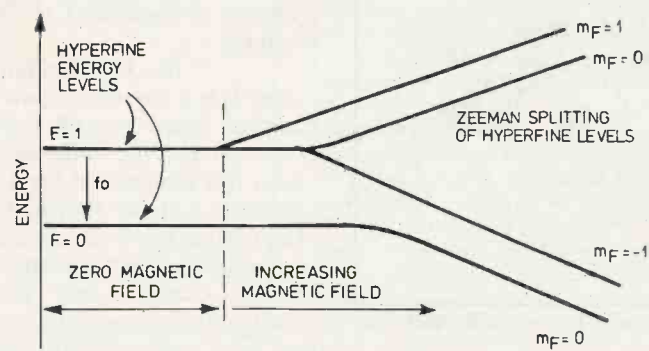
Next, incoming radiation of energy  $E$  ( $\approx E_2 - E_1$ ) impinges on the excited atoms, triggering some of them to fall to level  $E_1$ , thus emitting radiation also, of course, of energy  $E$ . The incoming radiation continues on its way, augmented by the stimulated radiation, and goes on to trigger the emission of more radiation of energy  $E$ , thus producing an 'avalanche' effect.

The result is that the small incoming radiation is considerably amplified, and the output radiation - which is all in phase and of the same frequency - is coherent microwave energy (or coherent

**Fig. 6.** Maser (and laser) action



**Fig. 7b.** (below) Energy levels of hydrogen atom.





light in the case of the laser).

We are not, of course, getting 'something for nothing', since we must continually provide 'pumping' energy to maintain the population inversion.

## THE HYDROGEN MASER

Such, then, are the amplifying qualities of the maser, but how can we make use of maser principles to create a high accuracy oscillator? This can be explained by referring to the hydrogen maser shown in Fig.7a.

Fig.7b shows the ground state hyperfine energy levels for hydrogen; we see that the energy of the two upper states, denoted  $[F=1, m_F=0]$  and  $[F=1, m_F=1]$ , increases in the presence of an external magnetic field, whereas the energy of the lower states, namely  $[F=1, m_F=-1]$  and  $[F=0, m_F=0]$ , decreases.

Consequently, the hexapole field of the state selection magnet focuses the upper state atoms into the storage bulb, while the lower states are deflected away. This results in a population inversion within the storage bulb, since it becomes populated only with atoms in states  $[F=1, m_F=0]$  and  $[F=1, m_F=1]$

Now, when atoms in the  $[F=1, m_F=0]$  level relax down to the  $[F=0, m_F=0]$  state, the hyperfine transition radiates energy at the frequency of

$f_0=1,420,405,751.778\text{Hz}$ : this is the desired output frequency. However, it is also possible for atoms in the  $[F=1, m_F=1]$  level to relax and emit unwanted radiation; consequently, the storage bulb is placed inside a microwave cavity whose dimensions are precisely set such that it is 'tuned' to the required transition frequency, thus discouraging unwanted emissions. The storage bulb is necessary to hold the atoms long enough to ensure maser operation begins. The walls of the bulb are coated with Teflon to minimise the disturbances caused by the many thousands of collisions each atom makes with the bulb walls.

The atoms are held for around a second, or so; during this time, they relax, giving up their energy to the microwave field in the cavity. This field stimulates more atoms to relax, increasing the radiation until steady state maser operation is established. The output signal is coupled from the cavity by a small wire loop immersed in the microwave field.

So much for the impressive theory of the hydrogen maser, but just how sophisticated is the practical device? Well, the maser is accurate to at least 1 part in  $10^{12}$ , and has an incredibly high Q-factor of around two thousand million - a thousand times greater than the best

quartz crystals! This leads to a stability of better than 1 part in  $10^{12}$  per year - thus, a hydrogen maser atomic clock will have drifted by less than one pico-second after running for a year.

However, the operation and environment of the maser must be carefully controlled if this degree of excellence is to be maintained.

For example, the system must be enclosed in a vacuum to prevent contamination of the storage bulb, and the microwave cavity must also be evacuated to prevent atmospheric disturbance of the tuning.

External magnetic fields can also cause problems, since the transition frequency has a quadratic field dependence, and the exact frequency is given by:

$$f = (f_0 + 2750 \times 10^8 \times B^2) = (1,420,405,751.778 + 2750 \times 10^8 \times B^2) \text{ Hz.}$$

where B is the external flux density in Tesla. Since the earth's magnetic field is around  $50\mu\text{T}$ , this is enough to cause a frequency deviation as large as 690Hz. Fortunately, the effects of external fields can be minimised by the use of concentric shields surrounding the microwave cavity.

PE


Next month we take a look at Rubidium resonators.



★ LEARN BY BUILDING ★ ENJOY BY USING ★

## PROJECT KITS

★ BE CREATIVE ★ RAISE YOUR SKILLS ★ GET KITTED! ★



### DUAL BEAM OSCILLOSCOPE

2Y-amps, 6 ranges, variable level, DC to over 1MHz. 4 modes - Y1, Y2, Y1 & Y2, Y1 & Y2 to X. Time base variable from 0.05Hz to 20KHz. Variable sync level, polarity and source. Separate bright-line, brilliance and focus controls. Independent trace deflection controls. Details in catalogue.

### BURGLAR ALARM CONTROLLERS

#### MULTIZONE CONTROL

**SET280 £22.77**  
Two entry-zones, anti-tamper loop, personal attack, entry-exit timing, timed duration, automatic resetting, latching LED monitors.

#### SINGLE ZONE CONTROL

**SET279 £9.32**  
With timed duration control and latching LED monitor. Both units can be used with any standard detection devices, such as contact or magnetic switches, pressure pads, tremblers, ultrasonics, infrared etc., and will activate standard bells, strobes or sirens.

### COMPUTER KITS

The software listings published with the computer kit projects are for use with C64, PET and BBC computers.

- CHIP TESTER SET258F £39.30**  
Computer controlled logic and chip analyser.
- EPROM PROGRAMMER SET277 £25.25**  
Computer controlled unit for 4K Eproms.
- MICRO-CHAT SET276 £64.50**  
Computer controlled speech synthesiser.
- MICRO-SCOPE SET247 £44.50**  
Turns a computer into an oscilloscope.
- MICRO-TUNER SET257 £55.32**  
Computer controlled, tuning aid and freq counter.
- MORSE DECODER SET269 £22.16**  
Computer controlled morse code-decoder.

SEND 9"x4" S.A.E. FOR CATALOGUE AND WITH ALL ENQUIRIES (OVERSEAS SEND £1.00)

### VARIOUS

- VOICE SCRAMBLER SET287 £42.22**  
32 switchable channels to keep your communications confidential.
- STORMS! £29.50 each unit**  
Raw nature under panel control! Wind & Rain SET250W. Thunder & Lightning SET250T.
- DISCO-LIGHTS SET245F £62.50**  
3 chan sound to light, chasers, auto level.
- EVENT COUNTER SET278 £31.50**  
4-digit display counting for any logic source.

### ASTRONOMY



#### SIDEREAL CLOCK

**SET295 £49.50**  
Dual purpose star-time and solar-time digital clock with alarm.

### ENVIRONMENT

#### WEATHER CENTRE

Keep the Met Office in check and monitor the wind speed and direction, rain, temperature, soil moisture and sunny days.

Six detector circuits - KIT 275.1 **£18.07**

Automatic metered control monitor circuit - KIT 275.2 **£40.95**

Optional computer control circuit - KIT 275.3 **£14.20**

#### ELECTRONIC BAROMETER

**SET285 £35.55**  
Computer controlled unit for monitoring atmospheric pressure.

#### GEIGER COUNTER SET264 £59.50

A nuclear radiation detector for environmental and geological monitoring. With built in speaker, meter and digital output. This project was demonstrated on BBC TV.

### ORDERING

Send 9"x4" SAE for detailed catalogue, and with all enquiries (overseas send £1.00 or 5 I.R.C.'s). Add 15% VAT. Add P&P - Sets over £5 add £2.50. Others add £1.50. Overseas P&P in catalogue. Text photocopies - Geiger 264 and Weather 275 £1.50, others 50p, plus 50p post or large SAE. Insurance 50p per £50. MAIL ORDER, CWO, CHQ, PO, ACCESS VISA. Telephone orders: Mon-Fri, 9am - 6pm. 0689 37821. (Usually answering machine).

PHONONICS, DEPT PE92, 8 FINUCANE DRIVE, ORPINGTON, KENT, BR5 4ED.

MAIL ORDER

# PRACTICAL ELECTRONICS CLASSIFIED

Reach thousands of serious electronic and computer enthusiasts. Advertise in PE Classified pages: Rates 20p per word or £8.50 per single column cm (plus VAT). All classified advertisements must be pre-paid. Send your copy with the remittance (payable to Intra Press or payment by Visa or Access accepted) to: Practical Electronics, Intra House, 193 Uxbridge Road, London W12 9RA. Tel: 01-743 8888. Fax: 01-743-3062  
**LET PE WORK FOR YOU!**

## EDUCATION

### FULL-TIME TRAINING COURSES

**2 YEAR**  
**BTEC NATIONAL DIPLOMA**  
 Electronics and  
 Communications  
 Engineering

(TV, Computers, Programming, IT)

**1 YEAR**  
**BTEC NATIONAL CERTIFICATE**  
 1. Electronic Equipment Servicing

(TV, Video, CCTV)

2. Computing Technology  
 (Microprocessors, DataComms, Interfacing)

3. Information Technology

(Telecomms, Satellite TV, CD, Networks)

4. Software Engineering

(Assembler, BASIC, PASCAL, CAD/CAM)

**COURSES COMMENCE**

Monday 9th Jan./ 24th April 1989

### LONDON ELECTRONICS COLLEGE

Dep: AA, 20 Penywern Road,  
 London SW5 9SU. Tel: 01-373 8721

### Start training now for the following courses.

- Telecomms Tech C&G 271
- Radio Amateur Licence C&G
- Microprocessor
- Introduction to Television

Send for our brochure - without obligation or telephone us on 06267 79398 (Ref: PE1/89)

Name.....

.....

.....

Radio & Telecommunications  
 Correspondence School,  
 12 Moor View Drive, Teignmouth,  
 Devon TQ14 9UN

## RETAILERS

### BATH

### L.F. HANNEY

77 Lower Bristol Road, Bath,  
 Avon.  
 Tel: 0225-24811

Your electronics component specialist for

**AVON, WILTS. & SOMERSET**

Open every day, except on Thursday

### BIRMINGHAM

### "SUPERTRONICS"

Speakers, components and test equipment (new and used) at very competitive prices.

Come and see us at

**BIRMINGHAM**

**65 HURST STREET**

**BIRMINGHAM B5**

**TEL: 021-666 6504**

9-6pm

### EDINBURGH

### OMNI ELECTRONICS

stock a wide range of electronic components at

**174 Dalkeith Road**  
**Edinburgh EH 16 5DX**

**Tel: 031 667 2611**

Open Mon-Fri 9am-6pm

Sat. 9am-5pm

Send 2x18p stamps for NEW CATALOGUE!



### Help PE Readers!

Put projects into practice.  
 Project your component image  
 here!

Phone Claire on 01-743-8888

## LONDON

### TECHNOMATIC Ltd.

See our display advertisement  
 in this magazine!

## SOUTHSEA

### ELECTRONIC COMPONENTS

EVERYTHING FOR YOUR NEXT PROJECT  
 THE BIGGEST DISPLAY IN THE SOUTH  
 IS AT

### FRASER ELECTRONICS

42 ELM GROVE ★ SOUTHSEA ★ HANTS  
 Telephone: 0705-815584

Barclaycard

Access

## MANCHESTER

### DEANSGATE ELECTRONICS

We stock a large range of electronic components, test equipment, telephone accessories, computer accessories, microphones, speakers, disc lighting, mixers, meters, stylus, so call in and have a look around.

263 Deansgate, Manchester  
 Telephone: 061-834 1185

## SURREY

### PLS

16 Central Road  
 Worcester Park  
 Surrey KT4 8HZ  
 Tel: 01-330 6540

Programmable device specialists.  
 (PAL's PROM's, PLD's etc). Many other components in stock

## WOLVERHAMPTON

### WALTONS OF WOLVERHAMPTON

Established since 1947

Offering a complete range - IC's, transformers, switches, pots, capacitors, resistors, kits, speakers, test equipment, books and lots, lots more!

Come and see us at:

55A Worcester Street, Wolverhampton  
 Mon-Sat: 9-6 pm Tel: 0902 22039



Resistors 1/4W 5% carbon (E12) 1p metal film 1% (E24)3-  
Resistor Pack 85 different E12 values + zero ohm link total contents  
1000 resistors £8.95  
LEDs red/green 3/5mm 6p each. Yellow 11p  
Cable ties 75mm 1p each £5.95/1,000 £49.50/10,000  
Stepping motor 4 phase 12v 7.5 step 50 ohms £8.95  
SAA1027 stepping motor driver chip £3.95  
Miniature FM transmitter Kit 100-108 Mhz high quality sound Ideal for  
cordless microphones or guitars etc £7.48  
Special offers  
Computer Grade Capacitors with screw terminals  
5800uf 60v £4.00 4700uf 63v £1.50  
3800uf 20v £1.95 8700uf 10v £1.50  
7 segment C. anode led display 12mm £0.45  
LM2931A T5.0 Low drop out 5V regulator T0220 package £0.65  
BS250 P channel MOSFET £0.45  
BC559 transistor T092 PNP £3.95 per 100  
74LS05 hex inverter £10.00 per 100  
AM27S02 DC memory £1.50  
Stereo LW/MW/FM Tuner pre-amp assembly complete with  
volume/tone controls and tuning scale  
Brand new in makers carton £5.95, faulty £1.95  
Circuit diagram description and setting up procedure for tuner  
assembly described above £0.50  
Motor start capacitors 1.5uf 440vac £1.50  
40 of 370vac £5.95 4uf + 100uf £0.55  
LINE mains suppressor 2x5mf + 100nf £0.55  
5 digit 6V electromagnetic counter £1.95  
oval 8 ohm speakers 136x70mm £0.60  
Hour counter (used) 7 digit 7x5 dots dot matrix £2.50  
LCD display 16 digit 7x5 dots dot matrix £2.50  
Query keyboard 58 key uncasecd good quality switches £5.00  
CMOS TTL 74HC 74F Linear transistors kits capacitors  
resistors tools etc always in stock  
Please add 75p P&P per order VAT included  
JPG Electronics 276 Chatsworth Road Chesterfield S40 2BH  
Access orders (0246) 211202. Callers welcome

Carbon Film Resistors 1/4W E24 series 0.51R to 10M0 - 1p  
100 off per value - 75p 1000 off in even hundreds per value - £7  
Metal Film 1/4W 10R0 to 1M0 5% E12 series - 2p 1% E24 series - 3p  
1/2Watt metal/carbon film E24 series 1R0 to 10M0 - 11p  
1 Watt metal/carbon film E12 series 4R7 to 10M0 - 5p  
BC107/8/9 - 12p BC547/8/9 - 8p BC182L 184L - 10p  
BFY50/51/52 - 20p 2N3055 - 50p TIP31A,32A - 25p TIP41,42, - 40p  
Tantalum head subminiature electrolytics (Mids/Volts)  
0-135, 0.22/35, 0.47/35, 3-3/16, 4.7/16 - 14p 4.7/35 - 15p  
2.2/35, 4.7/25, 10/5 - 15p 4.7/35, 6/8/16 - 16p 10/16, 22/26 - 20p  
22/16 - 30p 33/10 - 30p 47/10 - 35p 100/6 - 40p  
Aluminium Electrolytics (Mids/Volts)  
1/50, 2-2/50, 4.7/25, 4-7/50, 10/16, 10/25, 10/50 - 5p 22/16, 22/25 - 6p  
22/50, 47/16, 47/25, 47/50 - 6p 100/16, 100/25 - 7p 100/50 - 12p  
100/100 - 14p 220/16 - 8p 220/25, 220/50 - 10p 470/16, 470/25 - 11p  
1000/25 - 18p 1000/35, 220/25 - 22p 4700/25 - 70p  
Miniature Polyester Capacitors 250V Wkg. Vertical Mounting  
-01, -015, -022, -033, -047, -068 - 4p 0-1 - 5p 0-15, -22 - 6p 0-47 - 8p  
Mylar Capacitors 100V Wkg. Vertical Mounting E12 Series  
1000p to 82000p - 3p -01 to -068 - 4p 0-1 - 5p 0-15, 0-22 - 6p  
Subminiature Ceramic Plate 100V Wkg. E12 Series Vertical Mounting  
2% 1P8 to 47P - 3p 56P to 330P - 4p 10% 390P to 4700P - 4p  
Ceramic plate/disc E6 Series 50V 22P to .047 - 2p  
Polystyrene Capacitors 63V Wkg. E12 Series Axial Mounting  
10P to 820P - 3p 1000P to 10,000 - 4p 12,000P - 5p  
1N4148 - 2p 1N4002 - 4p 1N5404 - 14p W01 bridge - 25p  
0A91 - 6p AA143 - 8p W005 - 20p 1N4006 - 6p  
Zener diodes E24 series 3V3 to 33V 400mW - 8p 1 watt - 12p  
L.E.D.'s Red, Green & Yellow 3mm & 5mm - 10p 8mm - 35p  
20mm fuse 0-1A to 5A quick blow - 5p Anti Surge - 8p  
High Speed drills 0-8mm, 1-0mm, 1.3mm, 1.5mm, 2mm - 30p  
Expo Reliant drilling machines 12V d.c. with improved 3-jaw chuck 6.50  
Nicads AA - 80p HP11 - £2 PP3 - £4.20 Universal Chargers - £6.50  
Glass reed switches single pole make contacts - 8p Magnets - 12p  
VAT inclusive. Return postage 25p (free over £5). Lists free.

**THE C.R. SUPPLY CO.,**  
127 Chesterfield Road,  
Sheffield S8 0RN. Tel. 557771.

**A & G ELECTRONICS LTD**  
If you are buying Electronics Components  
elsewhere you are almost certainly paying too  
much!. Write to us for a free 1989 catalogue  
and start saving money. Please send two 19p  
stamps towards postage.  
P.O. Box 443 London E14 6JU Tel:01-519-6149

**HYBRID POWER CONTROLS**  
★ **BF HYBRID** £7.95  
12 Amp 240 Volt complete Zero Voltage Proportional Heater  
Control (no radio interface).  
★ **PC1R** £3.45  
1 Amp 240 Volt Phase Angle Controller - Light Dimmer  
(requires 220k pot.)  
★ **PC12R** £6.95  
12 Amp 240 Volt Phase Angle Controller - Light Dimmer, Drill S  
peed, Heater Control. (Requires 220k pot.)  
Prices include VAT + p&p. 62 PARK ROAD, SWANAGE, DORSET, BH19 2AE  
SAE for details on above products. TELEPHONE: 0929 426400  
Full range of Thyristors, Triacs, Fuses.  
Heatsinks & Firing Circuits etc.  
Trade enquiries welcome



**Phone**  
**Sarah Holtham**

with your  
classified ad!  
**01-743 8888**  
We now accept payment by  
Access and Visa

**You can also use PE**  
**Fax Line:**  
**01-743-3062**

**SURPLUS SALE** Hi-grade receiver circuits VHF 53-180MHz  
+ 10/11m (integral squelch). Fully intact compact boards  
5 1/2 x 3 1/2, quality components. >80% operational  
(peripherals omitted). C/W schematic wiring diagram.  
Special price: £8.50 p/u post paid. Return Dispatch. Taylor  
D/T (PE), 8 Emerson Street, Crook, Co. Durham, U.K.



**Cooke International**  
GOOD USED TEST EQUIPMENT ALWAYS AVAILABLE  
SCOPES ANALYSERS SIG GENS BRIDGES COUNTERS POWER  
METERS RECORDERS  
Sample of current stock;  
Tektronix 465 dc-100Mhz dual beam with delay portable scope  
£750.00  
AVO 8 analogue multimeters a few from £40.00  
Marconi TF144H/4 Standard Signal generators £55.00  
H.P. 1725A DC-275Mhz dual trace with delay scope and DMM  
£1500.00  
Bryans BS272 2 pen XY-T recorder as new £450.00  
Full stock lists available  
UNIT 4 FORDINGBRIDGE SITE, MAIN ROAD, BARNHAM,  
BOGNOR REGIS, WEST SUSSEX PO22 0EB  
Tel: 0243 68 5111/2. Fax: 0243 68 2457

**(0734) 341835 CSS Ltd (0734) 341835**  
256K DRAMS 100 n/s Ex-equipment 500 £5.00 each  
256K DRAMS 120 n/s Ex-equipment 600 £4.00 each  
256K DRAMS 150 n/s Ex-equipment 800 £3.80 each  
64K DRAMS 120 n/s Ex-equipment 100 £1.00 each  
64K DRAMS 150 n/s Ex-equipment 250 £0.80 each  
64K DRAMS 200 n/s Ex-equipment 1,000 £0.50 each  
64K DRAMS 120 Brand new 112 £2.00 each  
1 TELEX CHEETAH £500.00  
1 H/P 7212C 8-COLOUR PLOTTER CALL:  
**(0734) 341835 CSS LTD (0734) 341835**

**80186 STARTER KITS.**  
Limited number. Ex-Development stock.  
Choice of processors, 80186-10 or 8086-2 +  
8089-3 plus the following:  
8087 (5MHz) 8207-8  
8251A 8253PC  
8254 8259AB  
8284A-8 8288  
8289  
Complete kits £90. Please state which  
processor. A number of 5MHz and 8MHz  
8087 coprocessors available separately at  
£70 and £90 respectively. Contact Nikki on  
0242 574528 and ask about 8086 kits.

**TURN YOUR SURPLUS**  
ICS transistors etc into cash, immediate  
settlement. WE also welcome the  
opportunity to quote for complete factory  
clearance. Contact:  
**COLES-HARDING & CO.**  
103 South Brink, Wisbech, Cambs.  
**ESTABLISHED 15 YEARS**  
Tel: 0945 584188  
Fax: 0945 588844

**SURPLUS/REDUNDANT ELECTRONIC  
COMPONENTS WANTED**  
I/Cs - Tuners - Transistors - Valves - Diodes etc. any  
quantity considered - immediate payment.  
**ADM ELECTRONIC SUPPLIES**  
Tel: 0827 873311 Fax: 0827 874835

**UNUSED AND SURPLUS TO  
REQUIREMENTS**  
10 Relays Misc. voltages and types £10.00 inc. VAT  
30 Potentiometers & Trimmers misc. £6.00 inc. VAT  
10 3/4 Rectangular cermet trimmers PC mount - mixed std  
value £3.00 inc. VAT  
10 Mixed miniature pushbutton switches £2.50 inc. VAT  
20 Mixed 1/2 watt W/W Resistors with variable TAP £4.00 inc. VAT  
10 Miniature Panel Neons £2.00 inc. Vat  
Postage and packing £1.30 per pack.  
**BLORE-BARTON LTD Raedham**  
House, Burnham Bucks SL1 8AG

**CAMBRIDGE COMPUTER SCIENCE LTD**  
5 1/4 inch Disk Drives, 80 Track DSDD £34.00  
5 1/4 inch Disks, DSDD 48TPI Boxed in 10s £3.00  
£27.00 per 10 boxes  
Mono Monitors, Composite Video Input £39.50  
Dot Matrix Printers, 80 Col, Parallel, PC Compatible £105.00  
All items new and boxed. Add 15% VAT to all prices.  
Postage included. - Send SAE for list of special offers  
(Dept PE), 374 Milton Road, Cambridge, CB4 1SU  
Tel: 0223 327602

★ **Series X Mixer Kits**  
★ up to 1,000 inputs  
★ faders, pots, panels  
and audio switches  
★ on-board mic input  
★ 6 auxiliaries  
★ versions for recording  
PA, radio, disco  
★ **From £9.92**  
  
Send 19p for catalogue to:  
**K. Tek, P.O. Box 172a, Surbiton,**  
**Surrey KT6 6HH. Tel:01-399-3990**

☆☆☆ **RESISTOR PACKS** ☆☆☆  
1/4W 5% CARBON FILM  
10 of each E12 value  
10R to 10M  
Total 730 resistors  
**£8.00 UK only**  
RMOS P.O. Box 3  
USK GWENT NP5 2YF

**Make money in 1989!**  
use *Practical Electronics*  
classified pages for your  
small ads  
Phone Sarah on  
**01-743-8888**



**SERVICES**

Sample our quality with

**A FREE P.C.B**

**PAYNE ELECTROPRINT LIMITED**

15 years PRINTED CIRCUIT manufacture

☆Single/double sided

☆Plated Through Hole

☆Small or large quantities

Write to : Dept A, Marcus Road,  
Dunkeswell, Nr. Honiton, Devon, EX14 8TT

*Turn your ideas into reality!*

Electronic Design Service. For full details  
send S.A.E. to Spiretroniks, 2 Woodclose  
Chesterfield, Derbyshire S42 6SD  
Tel: 0246 278280

For Electronic Design and  
PCB Manufacture

call

**PROTO DESIGN**

Unit 8, Ilford Trading Estate

Paycocke Road Basildon

Essex SS14 4DR

Tel: 0268 289923

TECHNICAL INFO SERVICES (PE)  
76 Church St, Larkhall, Lanarkshire ML9 1HE  
Phone 0698 884585 Mon-Fri, 9-5  
any other time 0698 883334 FOR FAST QUOTES  
WORLD'S LARGEST COLLECTION SERVICE MANUALS Most  
unobtainable elsewhere. Prices range from only £4.50 - large s.a.e.  
any quotation, no obligation to buy.  
WORLD'S SOLE Suppliers of TV & Video Repair manuals, etc. from  
TV TECHNIC, Thorn etc. Every published service sheet in stock,  
supplied full size, not bits & pieces. CTV's or any combination £3.50  
plus Lsae, any other single item £2.50 plus Lsae. Complete Circuit  
Sets for most Videorecorders only #7 set (no serv shts made).  
LSAE for QUOTATIONS plus GIANT CATALOGUE NEWSLETTERS  
BARGAINS FREE S'Sht as available.  
Comprehensive TV Repair Manual £9.50. Complete Radio Service and  
Repair Course £9.50. Complete Repair & Service Manuals Mono TV  
£12.50; CTV £17.00; Video £19.50. Complete Repair Data with circuit -  
Mono TV £9.50; CTV £12.50; Video £10.50.  
£3.00 plus LSAE BRINGS THE ONLY COMPREHENSIVE SERVICE  
SHEETS & MANUALS, CATALOGUES plus FREE CHASSIS GUIDE  
and £4.00 OF VOUCHERS

Use Practical Electronics magazine  
as a showcase for your products!

**SURVEILLANCE**

**Omicron 2**

The practical surveillance solution

- Ideal eavesdropper or baby monitor
- Less than 1/2 matchbox size
- Absolutely shockproof housing
- Built-in sensitive microphone
- Battery life 72 hrs (Alkaline)
- Full 12 months warranty

17.95  
inc p&p



Simply clip Omicron 2 to battery and hide - no adjustments,  
no fiddling, no fuss. Hear every sound perfectly on an ordinary  
FM radio up to 1/4 mile away. This must be the easiest to use,  
best value surveillance device available.

No quibble 14 day money back guarantee.

TRADE ENQUIRIES WELCOME MILLEA ELECTRONICS Tel: (0484) 460103  
476-472 LEYMOOR ROAD, HUDDERSFIELD, HD7 4DF.

**Printed Circuit Board Design,  
Using Computer Aided Design,**

Photoplotting,  
Prototype PCB's  
Special reductions for new clients

Call Neville Sanderson on: 0532-870253  
**N.C.A. DESIGNS**

**MISCELLANEOUS**

**SOLDERING PRACTICE KITS.** Don't  
ruin that expensive project! £3.50 each  
(2 for £6.00) Large component bags  
£5.00 including postage. Wonderful  
value. AGS Electronics, 49 Farringdon  
Road, Plymouth PL4 9ER

**Stores clearance,** from screws to  
computers. SAE list. Laboratories,  
Maplehurst, RH13 6LL. Tel: 040 -  
376 236

**Amstrad CPC owners.** Radio  
communications software available.  
Various tone encoders diode matrix  
board, calculators and other utilities  
suitable for PMR or amateur use.  
Interested? Send S.A.E. to:  
Christopher Price, 70 Potton Road,  
Eynesbury-Hardwicke, Nr. St. Neots,  
Cambs PE19 2NN

**BINDERS! BINDERS!**

**Ensure you don't need a telescope to find your back  
copies of Practical Electronics. Order a Practical  
Electronics binder!**

For just £5.95 (overseas readers add £2.00 for postage), your sturdy, gold-embossed  
binder will keep 12 issues of your favourite magazine intact for handy reference.

Send your payment (payable to Intra Press) to: Practical Electronics  
Binders, Intra House, 193 Uxbridge Road, London W12 9RA



**PROGRAM NOW**

The Advanced Programmers' Journal

The one tool every programmer should have!

Available from all good newsagents or direct from  
Intra Press - price £1.50




## STEVE CIARCIA'S FAMOUS BYTE PROJECTS NOW AVAILABLE AS TRIED AND TESTED KITS

### ULTRASONIC RADAR

An easy to construct Ultrasonic Ranging system complete with transceiver module and Polaroid ultrasonic transducer.


System easily connects to any computer to measure distances from 18" to 35 ft with a resolution of 1.2".



### SERIAL EPROM PROGRAMMER

Use stand-alone or with computer/Term. Programs standard or fast algorithm mode. menu selectable, no

jumpers. Programs all 5V 27xxx Eproms from 2716 to 27512. Intel Hex file Upload/Download.




### SUPER IC TESTER

Tests over six hundred 7400-series TTL, L, S, H, C, HC, HCT, F, AS, and ALS devices, 4000-series CMOS and PALS.

Identifies un-marked

chips and bad IC pins. User definable test sequence and user expand-able ROM library. Operates stand-alone with LCD display, or with PC or terminal.



### VIDEO DIGITISER

True "Frame Grabber", gets picture in 1 frame time. Bus independent digitiser. Serial output, transmits 300 bps to 57.6 kbps. Resolution is 256x244 64 grey


level. Accepts any B&W or colour composite video signal. Optional Rec/Display makes up a video telephone. Images can be stored and displayed on IBM PC. Comprehensive IBM image-processing software available.



### MORE...

Other kits, and a wide range of fully-built computer boards, interfaces and other products also available.


FOR FULL PRODUCT CATALOGUE CALL J.B. DESIGNS 0285 658122  
15 Market Place, Cirencester, Glos, GL7 2PB



## The Archer Z80 SBC

The **SDS ARCHER** – The Z80 based single board computer chosen by professionals and OEM users.


- ★ Top quality board with 4 parallel and 2 serial ports, counter-timers, power-fail interrupt, watchdog timer, EPROM & battery backed RAM.
- ★ **OPTIONS:** on board power supply, smart case, ROMable BASIC, Debug Monitor, wide range of I/O & memory extension cards.



## The Bowman 68000 SBC

The **SDS BOWMAN** – The 68000 based single board computer for advanced high speed applications.

- ★ Extended double Eurocard with 2 parallel & 2 serial ports, battery backed CMOS RAM, EPROM, 2 counter-timers, watchdog timer, powerfail interrupt, & an optional zero wait state half megabyte D-RAM.
- ★ Extended width versions with on board power supply and case.



## Sherwood Data Systems Ltd

Sherwood House, Unit 6, York Way, Cressex Ind. Estate, High Wycombe, HP12 3PY.

# Free Reader Adverts

*Searching for that elusive component?  
Surplus equipment to sell?  
Read the rules and fill in the form below to have your free ad published in PE BAZAAR.*

**Advance** electronics scopes OS2000 series good working condition £55, non working £15. Meter (AVO) £50. B. Kory, 50 Harpour Road, Barking, Essex IG11 8RL.

**Wanted:** Spectrum peripherals, electronic spares, service/repair manuals, non-working Spectrums. **For Sale:** High quality mains adaptor, brand new. Output 6.6V 700mA. Ideal for Sinclair Microvision (pocket TV, £4.50. Fifteenth edition of IEE Wiring Regulations. Brand new. Amendments to June 1987. Cost £22.00 - sell £12.00. Mr. A. Khan, 73, Park Road, Bolton, BL1 4RQ.

**Amstrad PC** 640K RAM, 20 MBHD, colmon, printer, 8087 coproc, extensive disk utilities. Offers? Tel: (0392) 75896. Mr R.T. Lovecock, 14 Knightley Road, Exeter EX2 4SR.

**'Graphic'** equalizer, stereo 10 channel, de-luxe Maplin design, knobs not sliders. Cased, with power supply. Bargain £44. Robin Asher, Nottingham (0602) 253916.

**Tandberg open reel** tape deck, needs attention, with circuit, 30 tapes, second chassis without information. £65. K. Gumbrell, 10 Heber Drive, Harbury, Leamington Spa, Warks CV33 9NA. Tel: (0926) 612726.

**Electronic drums** 'brain'. Syntoms, synbals, synclap 11 module cased unit. Every parameter fully adjustable. Bargain £54. Robin Asher, Nottingham (0602) 253916.

**Amstrad CPC-464**, mouse, amplifier, games, eg Outrun, Paperboy, image system. £80 worth books, magazines. £200 ono. S. Yousaf, 137 The Crescent, Slough, Berkshire, SL1 2LF.

**Crotech 3031** single trace scope as new £150, electronic components £100 or both £200. Bournemouth area Tel: 04254 77661.

**Telequipment** scope manuals. D31/R, D43, D52, 543, S51, S51B/E, minor, D33/R, S32A/AR, S52, others. £8.00 each. S.J. Austin, 8 Greenwood Avenue, Chinnor, Oxford.

**For sale.** Toshiba personal stereo cassette player with digital radio. Unwanted gift. Will sell for £90. Mr. D.W. McDowell, 257 Linn Road, Larne, Co. Antrim BT40 2AH.

**FM transmitter**, tunes 88 to 108MHz, 35 miles range, 90W, unused, £200. Tel: 01-683 1394 after 5pm.

**Wanted:** complete partner 14 unit for Farfisa organ in good working order. Tel: 0706 847283.

**Wanted:** Heathkit oscilloscope type 4205 kit or built Tel: 0626 864120.

**Surplus components.** Resistors, caps, semis, good assortment, large bag full £5.00 the lot ≠ £1.00 p&p. D.M. Shields, 27 Bentinck Road, Newark, Notts NG24 4HT.

**Sale:** 2 full boxes 1 compt., caps, resistors, chips calcul. spares, hardware. Bargain, £25.00. Tel: 10am to 3pm 01-450 9820. Mr. Atanasyan.

**HT probe** £10. Fluke digital meter £50. AVO multiminor £25. Tel: 01-554 2913, 6-8pm.

**Mains variable** P.S.U. 3-30V D.C. 1.1A. Neon indicator, voltage and current panel meters. £30.00. B. Gohil, 63 Grove Way, Wembley, Middx HA9 6JS.

**Sony Walkman** Professional WM R.202. Cost £190.00. Exchange old Rolex or Hunter Pocket watch W.H.Y. A. Pilditch, D2 Broadmoor Hospital, Crowthorne, Berks RG11 7EG.

**Wanted:** HT+ choke 3A also 345V STA25 transformer. M. Powell, 2 Penylan Terrace, Cardiff CF3 7EU.

**Tektronix oscilloscope** model 454 150MHz twin channel, delayed sweep, delayed T/B £295. Tel: 0782 636663 evenings.

**Wanted:** Olympia Boss computer. Hardware and CP/M manuals Tel: Penzance 0763 64530.

**Components for sale**, resistors semiconductors, caps, etc. Cheap. Send SAE for list to: B. Smith, 2 Largo Street, Arbroath, Angus DD11 5ET.

**Interested in electronics**, friendship? Contact if you don't want to miss a like-minded friend. Reply assured. Abdul Aleem Qamar, MC211/1 Rafi Manzal Green Town Karachi 75210 Pakistan.

**Royal Signals handbook** of line communications Vol1 1947. 875 pages. £4.00 plus postage. Tel: Coleshill 62308.

**Advance OS 250 TV** dual trace oscilloscope plus soft case and instruction circuit 1300K. Tel: 0785 840624.

**Modem:** brand new Dowty Minimo Plus 3 modem. £150 ono. Shaun Norton, 4 Richardson Walk, Witham, Essex. Tel: (0376) 521205 evenings.

**I will exchange** handicraft goods from Iran for a Kempston Interface for ZX Spectrum. Please write to me. Mr. Mehran Jafari, IRAN, Esfahan, Khaneh Esfahan Banafsheh Shomali Ave, 12m Sepideh No. 17 Post Code: 81959.

**Ray Nucleonics** Geiger counter £58. Maplin/Texas computer speech synth £29. Heathkit V7AU valve voltmeter £27. Mr. Hearn, 10 Speedwell Close, Pakefield, Lowestoft, Suffolk, NR33 7DU.

**Chips for sale.** Ten Oki 41256-15 D-RAMS, £22.50. Tel: Bath 874138 after 6pm. Ask for Richard.

**Heathkit ET3201** digital electronic training course, plus training rig. Excellent condition, £110 ono. Rob Edwards Tel: 0202 888023.

**AVO multimeter** £25 fluke digital £50. 30kV AVO probes £15 01-554 2913 8-10pm.

## PE BAZAAR

Name & Address			

Please publish the following small ad. FREE in the next available issue. I am not a dealer in electronics or associated equipment. I have read the rules.  
Signature.....Date.....

**RULES** Maximum of 16 words plus address and/or phone no. Private advertisers only (trade or business ads. can be placed in our classified columns). Items related to electronics only. No computer software. PE cannot accept responsibility for the accuracy of ads. or for any transaction arising between readers as a result of a free ad. We reserve the right to refuse advertisements. Each ad. must be posted within one month of cover date. (One month later for overseas readers).  
Send this form (or a photocopy of it) to:  
PE Bazaar, Practical Electronics, 193 Uxbridge Road, London W12 9RA.





# PATCHING THE BODY

BY TOM IVALL

## AUTO RESPONSE IS NO KNEE-JERK

*Medicine is leaving behind wooden legs and iron lungs, and learning to connect the body's own electrical system in to its artificial parts – like a telephone exchange.*

When I went into hospital for an operation recently, one of the questions fired at me by the reception nurse from a long list was: "Have you any spare parts?"

I was tempted to reply "No, sorry, I need them all" but decided that any deliberate misunderstanding for the sake of humour was probably not very wise on the run-up to major surgery. Of course I realized that she was actually referring to things like artificial limbs and heart valves. But the routine nature of the enquiry made me fully aware that repairs to the human body using man-made devices – prostheses as they're known in the trade – are now a well-established service available to Homo sapiens.

It goes without saying that electronics is playing an increasingly important role here. Probably as may PE readers know about heart pacemakers as are aware of artificial hip joints. Perhaps less familiar among the mechanical prostheses are artificial ligaments, tendons, knee joints, sphincter muscles, blood vessels and larynxes. For cosmetic purposes, silicone rubber is used to replace tissue which has been lost through injury or surgery. The man-made implantable heart will probably follow the biological transplant but is still at the research stage.

Some of these mechanical devices are already being controlled through electronic systems, when control of movement is needed. For example, artificial hands and forearms can be actuated at will by bioelectric potentials picked up by electrodes from muscles which remain. The user learns to generate these biological control signals from the muscle fibres by making suitable movements.

Feedback or closed-loop control systems – which already exist in natural form in the physiology of animals and humans – are most valuable for prosthetic devices. Their essence, of course, is to monitor what is actually happening and compare it with what is wanted, in order to produce a difference or error signal that shows what has still to be done. Thus, in some devices developed at Bath University to enable leg-paralysed patients (paraplegics) to stand up

or perhaps even walk a little, the bending angles of the two knees are continuously measured by potentiometers mounted on callipers to provide the 'actual-position' electrical feedback signals.

Where electronics really shows to advantage in prosthetic devices is, of course, in relation to the electrical activity of the human body. This is centred in the nerve cells – in both the central nervous system of the brain and spinal cord and the peripheral nervous system with its sensory and motor nerves.

The complex electrochemical processes of nerve fibres convey physiological signals as 'travelling reversals' of the polarisation that exists between the inside and outside of the fibres. Each temporary depolarisation, which is automatically repaired a millisecond or so afterwards, can be detected as an electrical impulse or 'action potential'. Whole sequences of these events travel along the nerve fibres and can be picked up as pulse trains by electrodes.

So electronic devices can detect, amplify, process and transmit these nerve signals. But they can also generate them artificially to feed into nerve fibres which are not receiving their normal input of natural impulses because of some injury or disease. This is called functional electrical stimulation and is mostly applied to the motor nerve fibres, which cause muscles to contract and so produce movement. The surgically implanted heart pacemaker, which helps the heart muscle to function properly, is a good example of this.

Implanted stimulators, of course, owe a great deal to the miniaturisation and low power consumption made possible by microelectronics technology. But the designers and manufacturers of these implants have to take an immense amount of trouble to ensure that they will work reliably in the most hostile environment imaginable for electrical devices. Inside the human body is, of course, wet, warm, salty and continually shifting about.

I've been able to learn a good deal about one particular implanted stimulator from its designer and a user. This implant, developed by the Medical Research Council's Neurological Prosthesis Unit and

made by Finetech (Engineering) Ltd, allows the patient to stimulate at will certain motor nerve fibres. These have lost their normal input of actin potentials from the central nervous system as a result of injury or disease.

One application is to help the patient to breathe. Because of the loss of motor nerve function – which normally makes the respiratory muscles contract and expand automatically in a regular cycle – the patient often has to live inside a respirator or 'iron lung' in order to breathe properly. An implanted stimulator sending appropriate impulses into the respiratory muscles makes this unnecessary.

A more widespread use for the same implant is to allow paraplegic patients to urinate when they wish to. Usually a serious injury to the spinal cord causes all muscles in the lower part of the body to go out of action, including those of the bladder. Before the implant technique became available, dealing with urinary problems was uncomfortable and unpleasant for the patient. What the implanted stimulator does is to send impulses to the muscle which compresses the bladder to empty it and also to the sphincter muscle which opens to allow an outflow of urine – all under control of the patient.

To activate the stimulator, which is surgically implanted under the skin in the lower front chest wall, the patient switches on a small, external, hand-held unit and places it over the implant. This unit generates the necessary pulses, which modulate an rf oscillator. The rf power is transmitted by inductive coupling through the patient's clothing and skin to a miniature receiver in the implant. As this receiver is a simple passive circuit (basically a tuned coil and diode detector) – it needs no other power to operate it.

In the implant, the received rf pulses are demodulated into dc pulses and then carried by an implanted flexible cable to the stimulating electrodes. These electrodes are attached to the roots of the motor nerves concerned, which are actually inside the spinal cord – an extremely delicate operation for the surgeon to perform.

PE

# PRACTICAL ELECTRONICS BOOK SERVICE

*Here is your Editor's choice of books he thinks will be of interest to electronics and computer enthusiasts*

## BEGINNERS AND EARLY STARTERS

### **NEW** Mini-Matrix Board Projects.

R.A.Penfold. 112 pages. £2.50.  
Order Code BP99

Shows a selection of 20 useful and interesting circuits that can be built on a mini-matrix board of 24 holes by 10 copper strips in size - an ideal book for early experimenters.

### **NEW** From Atoms to Amperes.

F.A.Wilson. 160 pages. £2.95.  
Order Code BP254.

For the absolute beginner, clearly explaining the fundamentals behind the whole subject of electricity and electronics.

### **NEW** Electronic Projects for Beginners.

F.G.Rayer. 128 pages. £1.95.  
Order Code BP48

Specially for the newcomer to electronics who is looking for a book containing a wide range of easily made projects. Some circuits need no soldering and many others show actual component and wiring layouts.

### Electronics Build and Learn

R.A.Penfold. 128 Pages. £5.95.  
Order Code PC 101

Combining theory and practice, the book describes a circuit demonstrator unit that is used in subsequent chapters to introduce common electronic components and circuit concepts, complete with practical experiments.

### Practical Electronic Building Blocks

R.A.Penfold. There are two books -  
Book 1 : 128 pages. £1.95.  
Order Code BP117  
Book 2 : 112 pages. £1.95.  
Order Code BP118

Book 1 is about oscillators and gives circuits for a wide range, including sine, triangle, square, sawtooth and pulse waveforms and numerous others from voltage controlled to customised ic types.

Book 2 looks at amplifiers, ranging from low level discrete and opamp types to ic power amps. A selection of mixers, filters and regulators is included.

### 30 Solderless Breadboard Projects

R.A.Penfold. Two books each of 160 pages. Book 1 : £2.25. Order Code BP107. Book 2 : £2.25. Order Code BP113.

Each project is designed for building on a Verobloc breadboard and is accompanied by a description, circuit and layout diagrams and relevant constructional notes. Many of the components are common to several projects. Book 1 covers linear devices, and Book 2 covers cmos logic chips.

**Beginners Guide to Building Electronic Projects** R.A.Penfold. 112 pages. £1.95. Order Code BP 227

Shows the complete beginner how to tackle the practical side of electronics and includes simple constructional projects.

## TEST AND MEASUREMENT

### How to Get Your Electronic Projects Working.

R.A.Penfold. 96 pages. £2.50.  
Order Code BP110.

Essential reading for anyone who wants first-time success in project assembly. Covers tracing mechanical faults as well as testing for failures of active and passive components of most types.

### Modern Electronic Test Equipment

K.Brindley. £6.95.  
Order Code NT4

Detailed information and discussions on analog and digital meters, oscilloscopes, signal sources, frequency, time and event counters, spectrum and logic analysers, displays and other test equipment.

### Getting the Most from Your Multimeter

R.A.Penfold. 112 pages. £2.95.  
Order Code BP239

There's more to what you can do with a meter than meets the casual eye. The book covers the basics of what you can do with analogue and digital meters and discusses component and circuit testing.

### Oscilloscopes

I.Hickman. £6.95.  
Order Code NT3

Subtitled 'How to Use Them, How They Work' the book is illustrated with diagrams and photographs and is essential reading for any one who wants to know about scopes, from first principles to practical applications.

## SATELLITE TV

**\*NEW\* Satellite TV Installation Guide - 2nd edition John Breeds. £11.95. Order Code STV1**

Full of vital information for any competent diyer who wishes to install a satellite tv antenna and obtain optimum reception quality.

### An Introduction to Satellite Television

F.A.Wilson. 112 pages. £5.95.  
Order Code BP195

Informative answers to many of the questions about this communications revolution. The information is presented on two levels, one aimed at the complete beginner, the other at professional engineers and serious amateur enthusiasts.

## AUDIO AND MUSIC

### Introducing Digital Audio

I.Sinclair. 112 pages. £5.95.  
Order Code PC102

A non-mathematical introduction to the new digital technology, discussing the principles and methods involved in devices such as cd, dat and sampling.

### Electronic Music Projects

R.A.Penfold. 112 pages. £2.50.  
Order Code BP74

24 practical constructional projects covering fuzz, wah, sustain, reverb, phasing, tremolo etc. The text is split into four sections covering guitar, general, sound generation and accessory projects.

### More Advanced Electronic Music Projects

R.A.Penfold. 96 pages. £2.95.  
Order Code BP174

Complementing BP74 by covering more advanced and complex projects including flanging, chorus, ring modulation, plus a selection of drum, cymbal and gong circuits.

### **NEW** Computer Music Projects

R.A.Penfold. 112 pages. £2.95.  
Order Code BP173

Shows how home computers can produce electronic music and covers sequencing, analogue and Midi interfacing, digital delay lines and sound generators.

### Practical Midi Handbook

R.A.Penfold. 160 pages. £5.95.  
Order Code PC103

A practical how-to-do-it book for musicians and enthusiasts who want to exploit the capabilities of Midi. Covers keyboards, drums, sequencers, effects, mixers, guitars, and computer music software.

### Midi Projects


R.A.Penfold. 112 pages. £2.95.  
Order Code BP182

Practical details of interfacing many popular home computers with Midi systems, and also covering Midi interfacing to analogue and percussion synths.

### **NEW** Electronic Synthesiser Construction.

R.A.Penfold. 112 pages. £2.95.  
Order Code BP185.

Even relative beginners should find the monophonic synthesiser described here within their capabilities if the book is thoroughly read. Individual aspects of the synth are dealt with separately and pcb designs are shown for the main modules.





## DIGITAL AND COMPUTING

### **NEW** A Concise Introduction to MS-DOS.

N. Kantaris. 64 pages. £2.95.

Order Code BP232

A ready-reference guide for those who need a quick insight into the essential command functions of this operating system, but who don't have the time to learn it fully.

### An Introduction to Computer Peripherals

R.A. and J.W. Penfold. 80 pages.

£2.50. Order Code BP170

Covers such items as monitors, printers, disc drives, cassettes, modems, etc, explaining what they are and how to use them with your computer and with each other.

### Microprocessing Systems and Circuits

F.A. Wilson. 256 pages. £2.95.

Order Code BP77

A comprehensive guide to the elements of microprocessing systems, covering the fundamental principles behind this important subject.

### Introduction to 6800/6802

#### Microprocessor Systems

R.J. Simpson and T.J. Terrell. 238 pages. £10.95. Order Code NT9

The book covers systems hardware, programming concepts and practical experimental work that will assist in understanding the 6800/6802 microprocessor, with additional information on the 6802D5E evaluation system.

### **NEW** An Introduction to 68000 Assembly Language.

R.A. and J.W. Penfold. 112 pages.

£2.95. Order Code BP184

Covers the fundamentals of writing programs that will vastly increase the speed of 68000 based machines such as the Commodore Amiga, Atari ST range, Apple Macintosh, etc.

### Getting the Most from Your Printer

J.W. Penfold. 96 pages. £2.95.

Order Code BP181

How to use the features found on most dot-matrix printers from programs and popular wordprocessors, showing examples of what must be typed to achieve a given effect.

### Micro Interfacing Circuits

R.A. Penfold. Two books, each of 112 pages.

Book 1 : £2.25. Order Code BP130.

Book 2 : £2.25. Order Code BP131

Both books include practical circuits and useful background information though pcb layouts are not included. Book 1 mainly covers computer input-output techniques. Book 2 deals primarily with practical application circuits.

### **NEW** An Introduction to 6502 Machine Code.

R.A. and R.W. Penfold. 112 pages.

£2.50. Order Code BP147

Covers the main principles of machine code programming on 6502-based machines such as the Vic-20, Oric-1/Atmos, Electron, BBC and Commodore 64. It assumes no previous knowledge of microprocessors or machine code and gives illustrative programming examples.

### **NEW** A Z-80 Workshop Manual.

E.A. Parr. 192 pages. £3.50.

Order Code BP112

A book for those who already know Basic but wish to explore machine code and assembly language programming on Z80 based computers.

### Practical Digital Electronics Handbook

M. Tooley. 208 pages. £6.95.

Order Code PC 104

Nine constructional projects introduce digital circuits, logic gates, timers, microprocessors, memory and interface circuits - an essential book for anyone interested in digital devices.

## GENERAL CONSTRUCTIONAL

### **NEW** Electronic Science Projects.

Owen Bishop. 144 pages. £2.95.

Order Code BP104

A bumper bundle of experimental projects ranging in complexity and including a colour temperature meter, electronic clock, a solid state (led display) scope, an infra-red laser, a fascinating circuit for measuring the earth's electrical field strength, and many more.

### Electronic Security Devices

R.A. Penfold. 112 pages. £2.50. BP56

Full of ideas for keeping your valuables safe. The circuits include designs for light, infra-red, ultrasonic, gas, smoke, flood, door and baby sensors.

### **NEW** More Advanced Electronic Security Projects.

R.A. Penfold. 112 pages. £2.95. Order Code BP190

Follows on from where BP56 leaves off and describes a number of more up-to-date and sophisticated projects, such as pyro-sensors, infra-red and doppler-shift detection, fibre-optic loops, and many others.

### **NEW** Electronic Projects for Cars and Boats.

R.A. Penfold. 96 pages. £1.95.

Order Code BP94

15 fairly simple projects that can be used with a car and/or boat. Stripboard constructional details are included, as are explanations of the circuit theory.

### Power Supply Projects

R.A. Penfold. 96 pages. £2.50.

Order Code BP76

A selection of power supply designs, including simple unswitched, fixed voltage regulated and variable voltage stabilised, ni-cad charger, voltage step-up, and inverter.

### More Advanced Power Supply Projects

R.A. Penfold. 96 pages. £2.95.

Order Code BP192

Covers more advanced topics than BP76 and includes precision supplies, switch mode and computer controlled supplies, plus a selection of miscellaneous circuits.

### **NEW** Popular Electronic Circuits.

R.A. Penfold. 160 pages. £2.95.

Order Code BP80

Containing a wide range of circuit designs for experienced constructors who are capable of producing working projects direct from a circuit diagram without specific constructional details.

## DATA AND INFORMATION BOOKS

### Digital IC Equivalents and Pin Connections

A. Michaels. 320 pages. £5.95.

Order Code BP140

### Linear IC Equivalents and Pin Connections

A. Michaels. 256 pages. £5.95.

Order Code BP141

Between them these two books show equivalents and pin connections of a popular user-orientated selection of European, American and Japanese ICs. They also include details of functions, manufacturer and country of origin. The Digital ICs book also quotes details of packaging and families.

### Opamps

B. Dance. £6.50.

Order Code NT2

Subtitled 'Their Principles and Applications' this interesting book is written in a simple non-mathematical style and provides a source of practical circuits that use both commonplace and more sophisticated opamps.

### Electronic Hobbyists Handbook

R.A. Penfold. 96 pages. £4.95. Order

Code BP233

Provides a source of useful information that the amateur enthusiast is likely to need for day-to-day pursuance of hobby electronics.

### Practical Electronics Handbook

I. Sinclair. £7.95.

Order Code NT1

A useful and carefully selected collection of standard circuits, rules-of-thumb and design data for enthusiasts, students and engineers involved in radio, computing and general electronics

### Newnes Electronics Pocket Book

I.E. Parr. £6.95.

Order Code NT10

Presents all aspects of modern electronics in a readable and largely non-mathematical style, and is a good source of valuable information for enthusiasts and professional engineers alike.

### **NEW** Key Techniques for Circuit Design

G.C. Loveday. £6.95.

Order Code BM 101

Tackles the problems of designing circuits from scratch, introducing the concept of target specifications, the design sequence, device selection, rules of thumb, and useful equivalent circuits.

## HOW TO ORDER

State your order code and your name and address clearly. Enclose a cheque, PO or international money order (add 50p postage per book - £1.00 for overseas surface mail), and send to:

**PE Book Service**

**Intra House**

**193 Uxbridge Road**

**London W12 9RA**

Books are normally delivered within 10 days but please allow 28 days for delivery.



# READY-MADE P.C. BOARDS

Simplify your project assembly – use a ready-made printed circuit board. All are fully drilled and roller tinned. Just slot in the components as shown in the project texts, and solder them. PCBs are the professional route to project perfection.

## MAIL ORDERING

Select the boards you want, and send your order to  
**PE PCB SERVICE, PRACTICAL ELECTRONICS,  
193 UXBRIDGE ROAD, LONDON W12 9RA.**

Prices include VAT and postage and packing. Add £2 per board for overseas airmail. Cheques should be crossed and made payable to **Intra Press**.

Quote the project name and PCB Code Number, and **print your name and address in Block Capitals**. Do not send any other correspondence with your order.

## TELEPHONE ORDERS (OPEN 24 HOURS)

Use your Access card and phone your order to

**0268 289923**

clearly stating your name and address, card number, and order details.

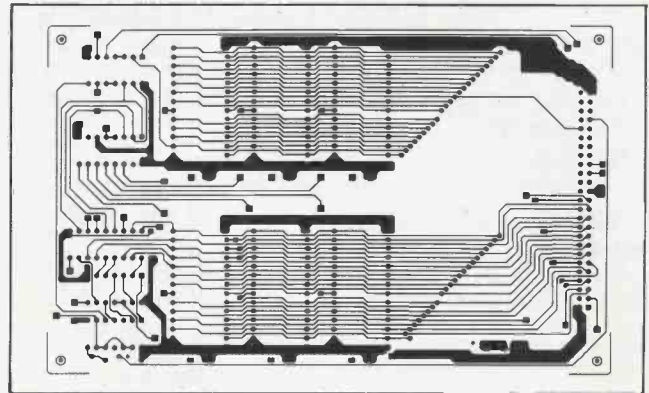
All orders receive priority attention, but allow 28 days for delivery in case a PCB is temporarily out of stock.

**WE CAN ONLY SUPPLY THE PCBs LISTED HERE**

**CHECK LATEST ISSUE FOR  
PRICES BEFORE ORDERING**

PHOTOCOPIES OF THE TEXTS MAY BE BOUGHT FROM THE EDITORIAL OFFICE AT £1.00 EACH PART (£1.50 OVERSEAS), P&P INCLUSIVE.

COMPONENTS ARE AVAILABLE FROM ADVERTISERS.



<b>JULY 86</b>		
PASSIVE IR DETECTOR – burglar protection	115	£3.90
200MHZ COUNTER – professional specification	00D	£30.88
<b>SEP 86</b>		
FIBRE-OPTIC LINK – computer comms.	ODE	£10.14
<b>OCT 86</b>		
DRUM SYNTHESISER	121	£7.67
MAINS DELAY TIMER – selectable 15 to 120 mins. Set of 2 PCBs.	122	£7.92
MAINS DIMMER – touch control up to 400W.	123	£3.90
<b>NOV 86</b>		
REMOTE JOYSTICK – infrared computer controller. Set of 2 PCBs.	124	£10.86
BABY ALARM – through-the-mains transceiver.	125	£10.71
<b>DEC 86</b>		
VIDEO ENHANCER – manually adjustable video improvement.	126	£8.76
<b>JAN 87</b>		
VIDEO FADER – simple inexpensive video mixer	127	£4.50
VOICE SCRAMBLER – confidential trans.	128	£8.06
<b>MAR 87</b>		
4 CHANNEL ENHANCER	135	£4.60
LIGHT PEN – uses fibre optics for accuracy	136	£4.10
ULTRASONIC TAPE MEASURE	138	£9.50
<b>APR 87</b>		
VIGILANTE CAR ALARM – keeps cars alert	139	£5.90
INDUCTIVE LOOP TRANSCEIVER – remote control for models:	143/144	£7.80
<b>MAY 87</b>		
BRIGHT FUZZ – Foot operated overdrive	145	£3.90
<b>JUN 87</b>		
AUDIO SIGNAL GENERATOR	146	£10.20
<b>JUL 87</b>		
WORD GENERATOR – 16-bit binary words	147	£13.42
SCOPE STORE oscilloscope add-on data storage	148	£11.94

<b>SEP 87</b>		
SPEECH PROCESSOR – clarifies speech	150	£5.86
GCSE TIMER UNIT – versatile variable delay	151	£5.18
FUNGEN – triple waveform signal generator	152/153	£9.69
LIGHT CONTROLLER – delayed switching	154	£4.64
<b>OCT 87</b>		
TEACHER LOCKER – digital lock control	155	£7.50
POWER SUPPLY – stabilised ±15V	156	£7.50
GUITAR TO SYNTH – music interface	157A/B	£9.95
<b>NOV 87</b>		
DUAL POWER SUPPLY – GCSE	158	£6.20
MIDI EXPANDER – Music Interface	159	£5.04
<b>DEC 87</b>		
RS 232C TO MIDI	160	£6.43
TEACHER RADIO – GCSE	161	£5.58
<b>JAN 88</b>		
LEGO BUGGY DRIVER	163	£6.42
<b>FEB 88</b>		
TEACHER TALKBACK – GCSE	164	£6.36
DC MOTOR SERVO	165	£7.53
<b>MAR 88</b>		
APPLIANCE TIMER	166A/B	£9.38
TEACHER LIGHTSHOW – GCSE	167A/B	£9.09
LOGIC ANALYSER – Double-sided	168	£20.65
<b>APR 88</b>		
LIGHT METAL EFFECTS	169	£7.10
TEACHER COUNTER	170	£4.95
	171	£4.92
<b>MAY 88</b>		
RF SPEECH PROCESSOR	172	£6.26
<b>JUN 88</b>		
AMSTRAD ROM EXPANSION	173	£10.80
MAINS MODEM	174	£4.27
<b>JULY 88</b>		
VOCALS ELIMINATOR	175	£4.31
<b>AUGUST 88</b>		
SPEAKING CLOCK	176	£16.75
<b>SEPT 88</b>		
BBC MULTIPLEXER	177	£4.50
<b>OCT 88</b>		
METAL DETECTOR	178	£6.50
<b>DEC 88</b>		
PLD PROGRAMMER	179	£9.90
	180	£4.90
PANNING MIXER	181	£7.80
<b>JAN 89</b>		
RUDOLPH'S NOSE	182	£6.25
ANGEL'S HALO	183A/B	£9.40
CANDLE FLICKER	184	£6.25
PULSATING STAR	185A/B	£13.00
RANDOM PUDDING	186	£6.25
<b>MAR 89</b>		
CAMERA SHUTTER TIMER	187	£9.95
<b>APR 89</b>		
PC MULTIPOINT	188A/B	£20.55



## ED'S CRYSTAL TV WINNERS!

*At last it can be revealed - the hat-drawn triumphant three who have each won a superb Ferguson PTV01 pocket-sized LCD TV!*

STEPHEN HORAN of HELENSBURGH  
KAMELESH PATEL of WEMBLEY  
JAMES DAVID of UPMINSTER

### Congratulations folks!

And best wishes plus twelve month's free subscription to PE go to the three runners-up: Alex Shepherd of BFPO 49, Keith Robins of Lanarkshire, and V.H.Thomas of Ipswich.

The correct answers I was looking for to the first eight questions were in order of: Capacitance, Battery, Microprocessor, Farad, Henry, Chip, Resistance, Impedance. The next two answers I wanted were: Practical Electronics (or PE) and Ferguson.

### FACTS AND FIGURES

85% of you had all ten correct answers. 4.6% swapped Impedance and Resistance. Three people swapped Watts and Henry. One person swapped Henry and Ferguson. Two people can't spell Chip and wrote Substrate, and one wrote Load instead of Resistor. (How on Earth could these last three do that? I gave the words I wanted in the instructions!) One person was almost totally all at sea giving the answers in order of F, B, M, H, I, Chip, Cap, Res. No-one got battery wrong!

All except three people knew that PE was the answer to Q9. One of these said "Your Computer", two gave no answer at all, how odd. Q10 got a wide variety of answers - 29 other companies were stated instead of Ferguson, the most common being Thorn/EMI, IEEE and Amstrad. Some people gave PE or Intra Press as the answer. However meritorious these other answers to Q10, it was Ferguson I wanted quoted - after all it was with their kind help that we were offering the lcd tvs!

### COMPUTER FACTS

86% of PE readers own or have access to computers. In order of manufacturer, readers' preferences are: BBC 23%, Sinclair 20%, Amstrad 17%, Commodore and IBM tie at 13% each, Atari 4%, Apple 2%. A wide range other names make up the balance. Nearly 200 varieties of computer were quoted. 1% were home-made. 14% of you use two computers, 4.5% use 3, 2.5% use 4, 0.8% use 5, 0.2% use 6, the balance use only one.



86% of readers know how to write programs to lesser and greater degrees of expertise. (It's coincidence that 86% use computers - some know a language without having access to a computer, others use them without programming knowledge.) 81% know Basic, 24% are familiar with several varieties of machine code, 17% know Pascal, 10% Fortran, 6.5% "C", 4% Forth, 2.5% Cobol, 2.5% Logo. A large array of other dialects was quoted, though none of these showed significant statistical merit. Interestingly, a fair number of you consider that knowledge of system protocols and custom software qualifies as programming language knowledge.

### LINGUISTICS

Although 44% of you know only one language, some of you are really multilingual. 22% know 2, 11% know 3, 5% know 4, 1% know 6, 0.6% know 7. One person says he knows 10. Another claims knowledge of all programming languages; if he's including all 60 variations the rest of you quoted, he's amazing!

Also interesting is that a few of you sent in more than one entry form, usually on different dates. Nothing wrong with that, I didn't say you couldn't - it certainly shows enthusiasm and there were not enough to upset the statistics. I noted many regular entrants, and previous winners - hi folks!

Thanks for telling me some fascinating and useful facts. We'll be having another competition in our May 89 issue, and shall also be asking for more opinions and statistics.

## WATCH OUT!

For another fabulous competition in our May issue with Shaye portable phones as the main prize!

**OUT  
NOW!**

# CRICKLEWOOD ELECTRONICS

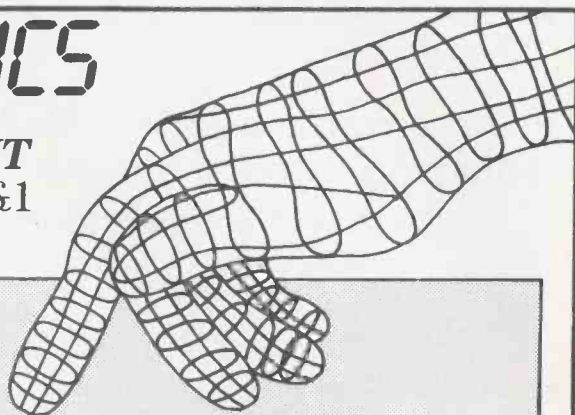
**1989 100 PAGE COMPONENT  
CATALOGUE PRICE £1**

SEND OFF FOR YOUR COPY TODAY...

- WE STOCK AN UNRIVALLED RANGE
- ALL OUR COMPONENTS ARE FIRST CLASS BRANDED ITEMS
- WE OFFER A SAME DAY SERVICE ON ALL STOCK ITEMS
- NO MINIMUM ORDER—IF YOU NEED ONE COMPONENT WE CAN SUPPLY ONE COMPONENT
- WE HAVE ADOPTED A NEW LOWER PRICING POLICY + QUANTITY DISCOUNTS
- FREE VOUCHERS WITH YOUR CATALOGUE—ORDER ONE NOW!...

JUST FILL IN THE COUPON OPPOSITE AND POST IT WITH YOUR £1 PAYMENT TO THE ADDRESS BELOW. YOU WILL RECEIVE NOT ONLY OUR SUPERB 100 PAGE CATALOGUE, BUT ALSO FREE VOUCHERS WHICH YOU CAN USE ON YOUR NEXT COMPONENTS ORDER.

CRICKLEWOOD ELECTRONICS LTD 40 CRICKLEWOOD BROADWAY LONDON  
NW2 3ET TEL. 01-450 0995/452 0161 FAX: 01-208 1441 TELEX: 914977



## FREE VOUCHERS! SEND OFF FOR YOUR CATALOGUE AND VOUCHERS TODAY.

I WOULD LIKE TO RECEIVE.....  
COPY(COPIES) OF THE 1989  
CRICKLEWOOD ELECTRONICS  
COMPONENT CATALOGUE. I  
ENCLOSE £.....  
PLEASE ENCLOSE MY FREE  
VOUCHERS.

Tape your £1 coin  
here, or send a  
cheque or postal  
order for £1.00 for  
every catalogue you  
require.

NAME.....  
ADDRESS.....  
.....  
.....



### INDEX TO ADVERTISERS

A & G Electronics.....	53	Keytronics .....	7
A.D.M. Electronics Supplies.....	53	K-Tek .....	53
Andor Electronics.....	47	London Electronics College .....	52
Astronomy Now.....	47	Magenta Electronics .....	32,33
Barrie Electronics.....	45	Maplin Electronics .....	OBC
B.K. Electronics.....	IBC	Micro Systems .....	33
Blore-Barton Ltd .....	53	Millea Electronics .....	54
Bull J. ....	18	N.C.A. Designs .....	54
Cambridge Computer Science Ltd .....	53	Number One Systems.....	26
Classified Ads .....	52-55	Omni .....	52
Coles Harding .....	53	Payne Electroprint.....	54
Component Solutions.....	39	Phonosonics .....	51
Computer Salvage Specialists.....	53	PLS .....	52
Cooke International.....	53	Program Now .....	54
Cricklewood Electronics.....	62	Proto Design .....	54
C.R. Supply Co. ....	53	Radio & Telecommunications Correspondence School .....	52
Deansgate.....	52	Sherwood Data .....	55
Display Electronics.....	31	Specialist Semiconductors .....	25,34
Electrovalue .....	40	Suma Designs.....	6
Fraser Electronics .....	52	Supertronics .....	52
G.C.H.Q. ....	62	Sutronics .....	53
Greenbank Electronics.....	45	Tandy.....	IFC
Greenweld Electronics .....	17	Technical Info Services .....	54
Hanney, L.F. ....	52	Technomatic .....	10,11
J.B. Designs.....	55	T.K. Electronics .....	45
J.P.G. Electronics .....	53	Waltons of Wolverhampton.....	52

**PLEASE MENTION PRACTICAL ELECTRONICS  
WHEN REPLYING TO ADVERTS**

## A WORLD OF OPPORTUNITY FOR RADIO OFFICERS

We offer a secure and rewarding shore-based career in the forefront of modern telecommunications technology. Thirty weeks special training (plus 6 weeks for non-typists) will prepare you to undertake a wide range of specialist duties as a RADIO OFFICER covering the complete communication spectrum from DC to light.

To qualify **you need** to hold or hope to attain:

- an MRGC or
- BTEC HNC in a Telecommunications subject with the ability to read morse at 20 wpm.
- City and Guilds 7777 at advanced level, incorporating morse transcription skills, would be advantageous.

Anyone without the above qualifications who has 2 years radio operating experience will also be considered.

Age - preferably under 45 years.

### We offer you:

- Comprehensive Training; Good Career Prospects;
- Opportunities for transfers within UK and Overseas;
- Generous Leave Allowances and a Non-contributory Pension Scheme; Job Security;
- Attractive Salaries - and much more.
- Salary (Reviewed Annually) - As a Radio Officer after training: £11,568 rising to £17,057 pa in 5 annual increments. (includes shift and weekend working allowance)
- CIVIL SERVICE IS AN EQUAL OPPORTUNITY EMPLOYER.

For more information and application form write or telephone:



THE RECRUITMENT OFFICE, GCHQ, ROOM A/1108  
PRIORS ROAD, CHELTENHAM, GLOS GL52 5AJ  
OR TELEPHONE (0242) 232912/3



**OMP POWER AMPLIFIER MODULES-TURNABLES-DIMMERS-LOUDSPEAKERS-19 INCH STEREO RACK AMPLIFIERS**

\* PRICES INCLUDE V.A.T. \* PROMPT DELIVERIES \* FRIENDLY SERVICE \* LARGE S.A.E., 30p STAMPED FOR CURRENT LIST.

**OMP POWER AMPLIFIER MODULES**

Supplied ready built and tested.

**OMP POWER AMPLIFIER MODULES** Now enjoy a world-wide reputation for quality, reliability and performance at a realistic price. Four models available to suit the needs of the professional and hobby market, i.e., Industry, Leisure, Instrumental and Hi-Fi etc. When comparing prices, NOTE all models include Toroidal power supply, Integral heat sink, Glass fibre P.C.B., and Drive circuits to power compatible Vu meter. Open and short circuit proof.

**THOUSANDS OF MODULES PURCHASED BY PROFESSIONAL USERS**



**OMP100 Mk 11 Bi-Polar Output power 110 watts R.M.S. into 4 ohms, Frequency Response 1Hz - 100KHz - 30KHz - 3dB, T.H.D. 0.01%, S.N.R. -118dB, Sens. for Max. output 500mV at 10K, Size 355 x 115x65mm. PRICE £33.99 + £3.00 P&P.**


**NEW SERIES II MOS-FET MODULES**

**OMP/MF 100 Mos-Fet Output power 110 watts R.M.S. into 4 ohms, Frequency Response 1Hz - 100KHz - 3dB, Damping Factor, >300, Slew Rate 45V/uS, T.H.D. Typical 0.002%, Input Sensitivity 500mV, S.N.R. -125dB. Size 300 x 123 x 60mm. PRICE £39.99 + £3.00 P&P.**

**OMP/MF200 Mos-Fet Output power 200 watts R.M.S. into 4 ohms, Frequency Response 1Hz - 100KHz - 3dB, Damping Factor >300, Slew Rate 50V/uS, T.H.D. Typical 0.001%, Input Sensitivity 500mV, S.N.R. -130dB. Size 300 x 155 x 100mm. PRICE £62.99 + £3.50 P&P.**

**OMP/MF300 Mos-Fet Output power 300 watts R.M.S. into 4 ohms, Frequency Response 1Hz - 100KHz - 3dB, Damping Factor >300, Slew Rate 60V/uS, T.H.D. Typical 0.0008%, Input Sensitivity 500mV, S.N.R. -130dB. Size 300 x 175 x 100mm. PRICE £79.99 + £4.50 P&P.**

NOTE - MOS-FET MODULES ARE AVAILABLE IN TWO VERSIONS, STANDARD - INPUT SENS. 500mV BAND WIDTH 100KHz, PEC (PROFESSIONAL EQUIPMENT COMPATIBLE) - INPUT SENS. 775mV, BAND WIDTH 50KHz, ORDER STANDARD OR PEC



**Vu METER** Compatible with our four amplifiers detailed above. A very accurate visual display employing 11 L.E.D. diodes (7 green, 4 red) plus an additional on/off indicator. Sophisticated logic control circuits for very fast rise and decay times. Tough moulded plastic case, with tinted acrylic front. Size 84 x 27 x 45mm. PRICE £8.50 + 50p P&P.

**OMP VARISPEED TURNTABLE CHASSIS.**



★ MANUAL ARM ★ STEEL CHASSIS ★ ELECTRONIC SPEED CONTROL 33 & 45 ★ VARI PITCH CONTROL ★ HIGH TORQUE SERVO DRIVEN DC MOTOR ★ TRANSIT SCREWS ★ 12" DIE CAST PLATTER ★ NEON STROBE ★ CALIBRATED BAL WEIGHT ★ REMOVABLE HEAD SHELL ★ 1/4" CARTRIDGE FIXINGS ★ CUE LEVER ★ POWER 220-240V 50-60Hz ★ 390x305mm ★ SUPPLIED WITH MOUNTING CUT-OUT TEMPLATE. PRICE £59.99 + £3.50 P&P.

**OPTIONAL MAGNETIC CARTRIDGES**

**STANTON AL500**  
PRICE £16.99 + 50p P&P

**GOLDRING G850**  
PRICE £6.99 + 50p P&P

**OMP MOS-FET POWER AMPLIFIERS, HIGH POWER, TWO CHANNEL 19 INCH RACK**

**THOUSANDS PURCHASED BY PROFESSIONAL USERS**



**NEW MXF SERIES OF POWER AMPLIFIERS**

THREE MODELS:- **MXF200 (100w + 100w)**  
**MXF400 (200w + 200w)** **MXF600 (300w + 300w)**

All power ratings R.M.S. into 4 ohms


**FEATURES:** ★ Independent power supplies with two Toroidal Transformers ★ Twin L.E.D. Vu meters ★ Rotary interlocked level controls ★ Illuminated on/off switch ★ XLR connectors ★ Standard 775mV inputs ★ Open and short circuit proof ★ Latest Mos-Fets for stress free power delivery into virtually any load ★ High slew rate ★ Very low distortion ★ Aluminium cases ★ MXF600 Fan Cooled with D.C. Loudspeaker and Thermal Protection.

**USED THE WORLD OVER IN CLUBS, PUBS, CINEMAS, DISCOS ETC.**

**SIZES:-** MXF 200 W 19" x H3 1/4" (2U) x D11"  
MXF 400 W 19" x H5 1/4" (3U) x D12"  
MXF 600 W 19" x H5 1/4" (3U) x D13"

**PRICES:** MXF200 £171.35  
MXF400 £228.85  
MXF600 £322.00

SECURICOR DELIVERY £12.00 EACH



**OMP LINNET LOUDSPEAKERS**

THE VERY BEST IN QUALITY AND VALUE



MADE ESPECIALLY TO SUIT TODAY'S NEED FOR COMPACTNESS WITH HIGH OUTPUT SOUND LEVELS, FINISHED IN HARDWEARING BLACK VINYLIDE WITH PROTECTIVE CORNERS, GRILLE AND CARRYING HANDLE. INCORPORATES 12" DRIVER PLUS HIGH FREQ. HORN FOR FULL FREQ. RANGE. 45Hz-20KHz BOTH MODELS 8 OHM, SIZE H18" x W15" x D12".

CHOICE OF TWO MODELS

POWER RATINGS QUOTED IN WATTS RMS FOR EACH CABINET

**OMP 12-100 (100W 100dB) PRICE £159.99 PER PAIR**  
**OMP 12-200 (200W 102dB) PRICE £209.99 PER PAIR**

SECURICOR DEL:- £12.00 PER PAIR

**OMP SLIDE DIMMER 1K WATT & 2.5K WATT**

CONTROLS LOADS UP TO 1KW & 2.5KW. SUITABLE FOR RESISTIVE AND INDUCTIVE LOADS BLACK ANODISED CASE. READILY FLUSH MOUNTED THROUGH PANEL/CABINET CUT-OUTS. ADVANCED FEATURES INCLUDE:-

- ★ FULL 65mm SLIDE TRAVEL
- ★ NEON MONITOR INDICATOR
- ★ FLASH OVERRIDE BUTTON
- ★ HIGH & LOW LEVEL PRESETS
- ★ FULLY SUPPRESSED TO BS 800

**SIZES:-** 1KW H128xW40xD55mm  
2.5KW H128xW76xD73mm

**PRICES:-** 1K WATT £15.99  
2.5K WATT £24.99 + 60p P&P

**LOUDSPEAKERS**



**LARGE SELECTION OF SPECIALIST LOUDSPEAKERS AVAILABLE, INCLUDING CABINET FITTINGS, SPEAKER GRILLES, CROSS-OVERS AND HIGH POWER, HIGH FREQUENCY BULLETS AND HORNS, LARGE S.A.E. (30p STAMPED) FOR COMPLETE LIST.**

**McKENZIE:- INSTRUMENTS, P.A., DISCO, ETC.**

**ALL MCKENZIE UNITS 8 OHMS IMPEDANCE**

- 8" 100 WATT C8100GP GEN. PURPOSE, LEAD GUITAR, EXCELLENT MID, DISCO. RES. FREQ. 80Hz. FREQ. RESP. TO 14KHz. SENS. 99dB. PRICE £28.59 + £2.00 P&P.
- 10" 100 WATT C10100GP GUITAR, VOICE, ORGAN, KEYBOARD, DISCO, EXCELLENT MID. RES. FREQ. 70Hz. FREQ. RESP. TO 6KHz. SENS. 100dB. PRICE £34.70 + £2.50 P&P.
- 10" 200 WATT C10200GP GUITAR, KEYBOARD, DISCO, EXCELLENT HIGH POWER BASS. RES. FREQ. 45Hz. FREQ. RESP. TO 7KHz. SENS. 98dB. PRICE £47.48 + £2.50 P&P.
- 12" 100 WATT C12100GP HIGH POWER GEN. PURPOSE, LEAD GUITAR, DISCO. RES. FREQ. 45Hz. FREQ. RESP. TO 7KHz. SENS. 98dB. PRICE £36.66 + £3.50 P&P.
- 12" 100 WATT C12100TC TWIN CONE) HIGH POWER WIDE RESPONSE, P.A., VOICE, DISCO. RES. FREQ. 45Hz. FREQ. RESP. TO 14KHz. SENS. 100dB. PRICE £37.63 + £3.50 P&P.
- 12" 200 WATT C12200B HIGH POWER BASS, KEYBOARDS, DISCO, P.A. RES. FREQ. 40Hz. FREQ. RESP. TO 7KHz. SENS. 100dB. PRICE £64.17 + £3.50 P&P.
- 12" 300 WATT C12300GP HIGH POWER BASS LEAD GUITAR, KEYBOARDS, DISCO, ETC. RES. FREQ. 45Hz. FREQ. RESP. TO 5KHz. SENS. 100dB. PRICE £85.79 + £3.50 P&P.
- 15" 100 WATT C15100BS BASS GUITAR, LOW FREQUENCY, P.A., DISCO. RES. FREQ. 40Hz. FREQ. RESP. TO 5KHz. SENS. 98dB. PRICE £53.70 + £4.00 P&P.
- 15" 200 WATT C15200BS VERY HIGH POWER BASS. RES. FREQ. 40Hz. FREQ. RESP. TO 4KHz. SENS. 99dB. PRICE £73.26 + £4.00 P&P.
- 15" 250 WATT C15250BS VERY HIGH POWER BASS. RES. FREQ. 40Hz. FREQ. RESP. TO 4KHz. SENS. 99dB. PRICE £80.53 + £4.50 P&P.
- 15" 400 WATT C15400BS VERY HIGH POWER, LOW FREQUENCY BASS. RES. FREQ. 40Hz. FREQ. RESP. TO 4KHz. SENS. 102dB. PRICE £94.12 + £4.50 P&P.
- 18" 400 WATT C18400BS EXTREMELY HIGH POWER, LOW FREQUENCY BASS. RES. FREQ. 27Hz. FREQ. RESP. TO 3KHz. SENS. 99dB. PRICE £167.85 + £5.00 P&P.

**EARBENDERS:- HI-FI, STUDIO, IN-CAR, ETC.**

- ALL EARBENDER UNITS 8 OHMS EXCEPT EB8-50 AND EB10-50 DUAL 4 AND 8 OHM. BASS, SINGLE CONE, HIGH COMPLIANCE, ROLLED FOAM SURROUND
- 8" 50 WATT EB8-50 DUAL IMPEDANCE, TAPPED 4 & 8 OHM BASS, HI-FI, IN-CAR. RES. FREQ. 40Hz. FREQ. RESP. TO 7KHz. SENS. 97dB. PRICE £8.90 + £2.00 P&P.
- 10" 50 WATT EB10-50 DUAL IMPEDANCE, TAPPED 4 & 8 OHM BASS, HI-FI, IN-CAR. RES. FREQ. 40Hz. FREQ. RESP. TO 5KHz. SENS. 99dB. PRICE £12.00 + £2.50 P&P.
- 10" 100 WATT EB10-100 BASS, HI-FI, STUDIO. RES. FREQ. 35Hz. FREQ. RESP. TO 3KHz. SENS. 96dB. PRICE £27.50 + £3.50 P&P.
- 12" 60 WATT EB12-60 BASS, HI-FI, STUDIO. RES. FREQ. 28Hz. FREQ. RESP. TO 3KHz. SENS. 92dB. PRICE £21.00 + £3.00 P&P.
- 12" 100 WATT EB12-100 BASS, STUDIO, HI-FI, EXCELLENT DISCO. RES. FREQ. 26Hz. FREQ. RESP. TO 3KHz. SENS. 93dB. PRICE £32.00 + £3.50 P&P.
- FULL RANGE TWIN CONE, HIGH COMPLIANCE, ROLLED SURROUND**
- 5 1/4" 60 WATT EB5-60TC (TWIN CONE) HI-FI, MULTI-ARRAY DISCO ETC. RES. FREQ. 63Hz. FREQ. RESP. TO 20KHz. SENS. 92dB. PRICE £9.99 + £1.50 P&P.
- 6 1/2" 60 WATT EB6-60TC (TWIN CONE) HI-FI, MULTI-ARRAY DISCO ETC. RES. FREQ. 38Hz. FREQ. RESP. TO 20KHz. SENS. 94dB. PRICE £10.99 + £1.50 P&P.
- 8" 60 WATT EB8-60TC (TWIN CONE) HI-FI, MULTI-ARRAY DISCO ETC. RES. FREQ. 40Hz. FREQ. RESP. TO 18KHz. SENS. 89dB. PRICE £12.99 + £1.50 P&P.
- 10" 60 WATT EB10-60TC (TWIN CONE) HI-FI, MULTI-ARRAY DISCO ETC. RES. FREQ. 35Hz. FREQ. RESP. TO 12KHz. SENS. 86dB. PRICE £16.49 + £2.00 P&P.

**TRANSMITTER HOBBY KITS**

PROVEN TRANSMITTER DESIGNS INCLUDING GLASS FIBRE PRINTED CIRCUIT BOARD AND HIGH QUALITY COMPONENTS COMPLETE WITH CIRCUIT AND INSTRUCTIONS

- 3W FM TRANSMITTER 80-108MHz. VARICAP CONTROLLED PROFESSIONAL PERFORMANCE, RANGE UP TO 3 MILES, SIZE 36 x 123mm, SUPPLY 12V @ 0.5AMP. PRICE £14.49 + £1.00 P&P
- FM MICRO TRANSMITTER (BUG) 100-108MHz VARICAP TUNED COMPLETE WITH VERY SENS FET MIC, RANGE 100-300m, SIZE 56 x 46mm, SUPPLY 9V BATT, PRICE £8.62 + £1.00 P&P



3 watt FM Transmitter

**STEREO DISCO MIXER**

STEREO DISCO MIXER with 2 x 5 band L & R graphic equalisers and twin 10 segment L.E.D. Vu Meters. Many outstanding features 5 inputs with individual faders providing a useful combination of the following:  
3 Turntables (Mag) 3 Mics. 4 Line including CD plus Mic with talk over switch Headphone Monitor. Pan Pot L & R. Master Output controls. Output 775mV. Size 360x280x90mm. Supply 220-240V.  
Price £134.99 - £4.00 P&P



**B. K. ELECTRONICS** Dept PE  
UNIT 5, COMET WAY, SOUTHEND-ON-SEA, ESSEX. SS2 6TR  
TEL: 0702-527572 FAX: 0702-420243

POSTAL CHARGES PER ORDER £1.00 MINIMUM. OFFICIAL ORDERS WELCOME FROM SCHOOLS, COLLEGES, GOVT. BODIES, ETC. PRICES INCLUSIVE OF V.A.T. SALES COUNTER. VISA ACCESS ACCEPTED BY POST, PHONE OR FAX.







**THE NEW MAPLIN CATALOGUE  
IT'S OUT OF THIS WORLD  
SEND FOR YOUR COPY TODAY**



**ORDER YOUR COPY NOW  
OF THE NEW MAPLIN  
CATALOGUE ON SALE SOON**

Pick up a copy from any W.H. Smith for just £1.95 or post this coupon now to receive your copy by post for just £1.95 + 50p p & p. If you live outside the UK, send £3.40 or 15 International Reply Coupons. (enclose £2.45, PE 89)

**AVAILABLE FROM 11th NOVEMBER 1988 IN ALL W.H. SMITH STORES**

Send to Maplin Electronics, P.O. Box 3, Rayleigh, Essex, SS6 8LR. Post Code \_\_\_\_\_

Name \_\_\_\_\_ Address \_\_\_\_\_

Eyeing on the planet Oriana as the Maplin hovertrain hurtles along the highway, captured on canvas by galaxy famous artist Lionel Leaps and featured on the cover of the new Maplin Catalogue.