


PRACTICAL

ELECTRONICS

FEBRUARY 1983

85p



“With the right connections I could control this town”

Into the
REAL WORLD...
Control Circuits

Plus- BATTERY to MAINS INVERTER and MICROFILE

New developments in UK Robotics

ADVANCED DESIGNS FOR EDUCATION, INDUSTRY AND THE HOME CONSTRUCTOR


Robotic experience is becoming as essential a subject as computing. MICROGRASP provides the lowest cost means of acquiring that experience but despite its ultra low price the robot has considerable versatility. There are 5 axes each using a servo motor and there is feedback from each of the arm movements. Control is by any computer with an expansion bus - the ZX81 being particularly suitable. Servoing is achieved with hardware on the interface board to keep programming simple and the robot is operated under BASIC commands with no computer-specific software required. The interface board is memory mapped using only 64 bytes at any of 1024 switch selectable locations.

MICROGRASP robot kit with power supply	£125.00
Universal computer interface board kit	£48.50
23 way edge connector	£2.50
ZX81 peripheral/RAM Pack splitter board	£3.00




MICROGRASP, INTERFACE BOARD AND ZX81

HEBOT II is a turtle-type robot which takes programming out of the two dimensional world of the VDU into the real three dimensional world. Given a DC supply of 9-15V it can perform a bewildering number of moves under computer control - forwards, backwards, left and right - with each wheel independently controlled. It has blinking eyes, bleeps with a choice of two tones and has a solenoid operated pen to chart its progress. Touch sensors coupled to its shell return data, about its environment, to the computer for it to calculate evasive or exploratory action. Hebot II connects directly to an I/O port or alternatively with the universal Interface board to the expansion bus of a ZX81 or other computer.




Hebot II kit	£75.00
Universal computer interface board	£10.00
23 way edge connector	£2.50
ZX81 peripheral/RAM Pack splitter board	£3.00

'HIGH-TECH' FROM HANTS . . .



GENESIS S101 AND GENESIS P101 WITH PROCESSOR BOXES AND HAND-HELD CONTROLLERS

With prices starting below £1,000 the Genesis range of general purpose robots provide a first rate introduction to robotics for both education and industry. Each has a self-contained hydraulic power source, which enables loads of several pounds to be smoothly handled. The system operates from a single phase 240 or 120V AC supply or a 12V DC supply. The machine can be supplied with up to 6 axes each of which is fully independent but capable of simultaneous operation. Position control is achieved by means of a closed-loop feedback system based around a dedicated microprocessor. Movement sequences can be entered, stored and replayed by use of a hand held controller, alternatively the systems can also be interfaced to an external computer via a standard RS 232C link.



GENESIS P102 PROCESSOR BOX, HAND HELD CONTROLLER AND CORTEX COMPUTER

Top of the range is the Genesis P102 which has dual speed control, continuous servo operation and double acting cylinders for increased torque on the wrist and arm rotation joints. The microprocessor based control system has additional memory, position interrogation via the RS232C interface increasing the versatility of computer control and inputs are provided for machine tool interfacing.

6 axis system READY BUILT	£1950.00
Powertran CORTEX 16 bit 64K computer Kit £295.00;	READY BUILT £395.00
(Electronics Today International December issue on CORTEX)	

Example prices and specifications

Genesis S101

Base: 19.5" x 11" x 7.5"
Lifting capacity: 1500gm
Arm lift: 6.6"
Weight: 29Kg

4 axis model In kit form £390
5 axis model in kit form £445
5 axis model READY BUILT £790

Genesis P101

Base: 19.5" x 11" x 7.5"
Lifting capacity: 2000gm
Arm lengths between axes: 14.0"
Weight: 34Kg

4 axis model in kit form £495
5 axis model in kit form £595
6 axis model READY BUILT £950

COMPLETE SYSTEMS AS SHOWN IN PHOTOGRAPH ABOVE

Genesis S101

4 axis system in kit form £635.50
5 axis system in kit form £695.00
5 axis system READY BUILT £1355.00

Genesis P101

4 axis system in kit form £742.00
6 axis system in kit form £852.00
6 axis system READY BUILT £1525.00

As featured in this journal November '81-April '82 issues.

ALL PRICES EXCLUSIVE OF VAT

PORTWAY INDUSTRIAL ESTATE, ANDOVER, HANTS SP10 3WN

Telephone: ANDOVER (0264) 64455

POWERTRAN cybernetics

PRACTICAL ELECTRONICS

VOLUME 19

No. 2

FEBRUARY 1983

CONSTRUCTIONAL PROJECTS

BATTERY TO MAINS INVERTER by M. Tooley BA and D. Whitfield MA, MSc	22
Standby mains supply for your house or garage	
TWILIGHT WARNING	40
Provides audio/visual indication with reducing light level	
RADIO BOOSTER by M. Tooley BA and D. Whitfield MA, MSc	46
Simple add-on that improves car radio reception	
ULTIMUM Part 4	56
EPROM programmer card	

GENERAL FEATURES

INTO THE REAL WORLD Part 1 by M. Tooley BA and D. Whitfield MA, MSc	30
Introduction to interfacing microprocessors	
SEMICONDUCTOR UPDATE by R. W. Coles	38
Featuring the Am 7910, LC502, Micro/J11	
PROGRAMMABLE UNIUNCTION TRANSISTORS by P. Gatehouse	50
A few PUTs are a useful investment	
INGENUITY UNLIMITED	54
Short-cut to 'short' detection—Cassette tape timer—Low cost multiple bargraph driver	
MICROPROMPT	64
Hardware and software ideas for PE computer projects	

NEWS AND COMMENT

EDITORIAL	17
NEWS AND MARKET PLACE	18
Including Points Arising and Countdown	
SPACEWATCH by Frank W. Hyde	27
Extra-terrestrial activities chronicled	
ELECTRONIC HOBBIES FAIR REVIEW	28
Off to a good start	
BAZAAR	36, 48, 52
Free readers' advertisement	
INDUSTRY NOTEBOOK by Nexus	39
News and views on the electronics industry	
PATENTS REVIEW	42
Noise removal and a headphone warning system	
SPECIAL OFFER—MULTIMETERS	45
PE MICROCONTROLLER: DATA SHEET 1 by M. Tooley BA and D. Whitfield MA, MSc	49
SPECIAL OFFER—CASSETTES	60
STRICTLY INSTRUMENTAL by K. Lenton-Smith	63
Konosuke Matsushita and the SX-U90P	

SPECIAL SUPPLEMENT

MICRO-FILE by R. W. Coles	between pages 38 and 39
Filesheet 4 6502	


FRONT COVER: The green Phoenix connectors used on the front cover were kindly loaned by ERMA Ltd.

OUR MARCH ISSUE WILL BE ON SALE FRIDAY, FEBRUARY 11th, 1983

(for details of contents see page 4/6 of Micro-file)


© IPC Magazines Limited 1983. Copyright in all drawings, photographs and articles published in PRACTICAL ELECTRONICS is fully protected, and reproduction or imitations in whole or part are expressly forbidden. All reasonable precautions are taken by PRACTICAL ELECTRONICS to ensure that the advice and data given to readers are reliable. We cannot, however, guarantee it, and we cannot accept legal responsibility for it. Prices quoted are those current as we go to press.

GET BIG POWER



Modular Amplifiers the third generation

Due to continuous improvements in components and design ILP now launch the largest and most advanced generation of modules ever.



WE'RE INSTRUMENTAL IN MAKING A LOT OF POWER

In keeping with ILP's tradition of entirely self-contained modules featuring, integral heatsinks, no external components and only 5 connections required, the range has been optimized for efficiency, flexibility, reliability, easy usage, outstanding performance, value for money.

With over 10 years experience in audio amplifier technology ILP are recognised as world leaders.



BIPOLAR MODULES

Module Number	Output Power Watts rms	Load Impedance Ω	DISTORTION T.H.D. Typ at 1KHz	I.M.D. 80Hz/7KHz 4:1	Supply Voltage Typ	Size mm	WT gms	Price inc. VAT
HY10	15	4-8	<0.005%	<0.006%	± 18	76 x 68 x 40	240	£8.40
HY101	30	4-8	<0.005%	<0.006%	± 25	76 x 68 x 40	240	£9.55
HY1060	30 x 30	4-8	<0.005%	<0.006%	± 25	120 x 78 x 40	420	£18.69
HY124	60	4	<0.005%	<0.006%	± 26	120 x 78 x 40	410	£20.75
HY128	60	8	<0.005%	<0.006%	± 35	120 x 78 x 40	410	£20.75
HY244	120	4	<0.005%	<0.006%	± 35	120 x 78 x 50	520	£25.47
HY248	120	8	<0.005%	<0.006%	± 50	120 x 78 x 50	520	£25.47
HY364	180	4	<0.005%	<0.006%	± 45	120 x 78 x 100	1030	£38.41
HY368	180	8	<0.005%	<0.006%	± 60	120 x 78 x 100	1030	£38.41

Protection: Full load line, Slew Rate: 15v/ μ s. Risettime: 5 μ s. S/N ratio: 100db. Frequency response (-3dB) 15Hz - 50KHz. Input sensitivity: 500mV rms. Input Impedance: 100K Ω . Damping factor: 100Hz >400.

PRE-AMP SYSTEMS

Module Number	Module	Functions	Current Required	Price inc. VAT
HY6	Mono pre-amp	Mic/Mag. Cartridge/Tuner/Tape/ Aux + Vol/Bass/Treble	10mA	£7.60
HY66	Stereo pre-amp	Mic/Mag. Cartridge/Tuner/Tape/ Aux + Vol/Bass/Treble/Balance	20mA	£14.32
HY73	Guitar pre-amp	Two Guitar (Bass Lead) and Mic + separate Volume Bass Treble + Mix	20mA	£15.36
HY78	Stereo pre-amp	As HY66 less tone controls	20mA	£14.20

Most pre-amp modules can be driven by the PSU driving the main power amp. A separate PSU 30 is available purely for pre-amp modules if required for £5.47 (inc. VAT). Pre-amp and mixing modules in 18 different variations. Please send for details.

Mounting Boards

For ease of construction we recommend the B6 for modules HY6-HY13 £1.05 (inc. VAT) and the B66 for modules HY66-HY78 £1.29 (inc. VAT).

POWER SUPPLY UNITS (Incorporating our own toroidal transformers)

Model Number	For Use With	Price inc. VAT	Model Number	For Use With	Price inc. VAT
PSU 21x	1 or 2 HY30	£11.93	PSU 52x	2 x HY124	£17.07
PSU 41x	1 or 2 HY60, 1 x HY6060, 1 x HY124	£13.83	PSU 53x	2 x MOS128	£17.86
PSU 42x	1 x HY128	£15.90	PSU 54x	1 x HY248	£17.86
PSU 43x	1 x MOS128	£16.70	PSU 55x	1 x MOS248	£19.52
PSU 51x	2 x HY128, 1 x HY244	£17.07	PSU 71x	2 x HY244	£21.75

Please note: X in part no. indicates primary voltage. Please insert "0" in place of X for 110V, "1" in place of X for 220V, and "2" in place of X for 240V.

MOSFET MODULES

Module Number	Output Power Watts rms	Load Impedance Ω	DISTORTION T.H.D. Typ at 1KHz	I.M.D. 80Hz/7KHz 4:1	Supply Voltage Typ	Size mm	WT gms	Price inc. VAT
MOS 128	60	4-8	<0.005%	<0.006%	± 45	120 x 78 x 40	420	£18.41
MOS 248	120	4-8	<0.005%	<0.006%	± 55	120 x 78 x 80	950	£39.86
MOS 364	180	4	<0.005%	<0.006%	± 55	120 x 78 x 100	1025	£45.54

Protection: Able to cope with complex loads without the need for very special protection circuitry (fuses will suffice).

Slew rate: 20v/ μ s. Rise time: 3 μ s. S/N ratio: 100db

Frequency response (-3dB): 15Hz - 100KHz. Input sensitivity: 500mV rms

Input impedance: 100K Ω . Damping factor: 100Hz >400.

'NEW to ILP' In Car Entertainments

C15

Mono Power Booster Amplifier to increase the output of your existing car radio or cassette player to a nominal 15 watts rms.

Very easy to use.

Robust construction.

£9.14 (inc. VAT)

Mounts anywhere in car.

Automatic switch on.

Output power maximum 22% peak into 4 Ω .

Frequency response (-3dB) 15Hz to 30KHz. T.H.D. 0.1% at 10w 1KHz

S/N ratio (DIN AUDIO) 90dB. Load Impedance 3 Ω .

Input Sensitivity and impedance (selectable) 700mV rms into 15K Ω 3V rms into 8 Ω .

Size 95 x 48 x 50mm. Weight 256 gms.

C1515

Stereo version of C15.

£17.19 (inc. VAT)

Size 95 x 40 x 80. Weight 410 gms.

Model Number	For Use With	Price inc. VAT
PSU 72x	2 x HY248	£22.54
PSU 73x	1 x HY364	£22.54
PSU 74x	1 x HY368	£24.20
PSU 75x	2 x MOS248, 1 x MOS368	£24.20

WITH A LOT OF HELP FROM




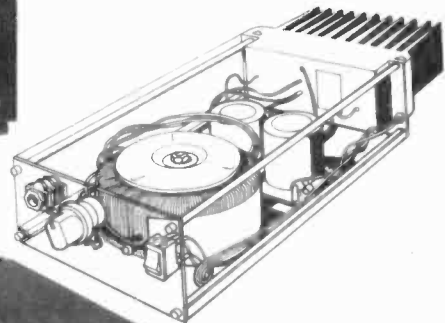
PROFESSIONAL HI-FI THAT EVERY ENTHUSIAST CAN HANDLE...

Unicase

Over the years ILP has been aware of the need for a complete packaging system for its products, it has now developed a unique system which meets all the requirements for ease of assembly, adaptability, ruggedness, modern styling and above all price.

Each Unicase kit contains all the hardware required down to the last nut and bolt to build a complete unit without the need for any special tools.

Because of ILP's modular approach, "open plan" construction is used and final assembly of the unit parts forms a compact aesthetic unit. By this method construction can be achieved in under two hours with little experience of electronic wiring and mechanical assembly.



Hi Fi Separates

UC1 PRE AMP UNIT: Incorporates the HY78 to provide a "no frills", low distortion, (< 0.01%), stereo control unit, providing inputs for magnetic cartridge, tuner, and tape/monitor facilities. This unit provides the heart of the hi fi system and can be used in conjunction with any of the UP Unicase series of power amps. For ultimate hum rejection the UC1 draws its power from the power amp unit.

POWER AMPS: The UP series feature a clean line front panel incorporating on/off switch and concealed indicator. They are designed to compliment the style of the UC1 pre-amp. Performance for each unit which includes the appropriate power supply, is as specified on the facing page.



Power Slaves

Our power slaves, which have numerous uses i.e. instrument, discotheque, sound reinforcement, feature in addition to the hi fi series, front panel input jack, level control, and a carrying handle. Providing the smallest, lowest cost, slave on the market in this format.

TO ORDER USING OUR FREEPOST FACILITY

Fill in the coupon as shown, or write details on a separate sheet of paper, quoting the name and date of this journal. By sending your order to our address as shown at the bottom of the page opposite, with FREEPOST clearly shown on the envelope, you need not stamp it. We pay postage for you. Cheques and money orders must be crossed and made payable to I.L.P. Electronics Ltd. if sending cash, it must be by registered post. To pay C.O.D. please add £1 to TOTAL value of order.

PAYMENT MAY BE MADE BY ACCESS OR BARCLAYCARD IF REQUIRED. Allow 28 days for delivery.



Post to: ILP Electronics Ltd., Freepost 2, Graham Bell House, Roper Close, Canterbury, CT2 7EP, Kent, England. Telephone: (0227) 54778. Technical: (0227) 64723. Telex: 965780.

UNICASES

HiFi Separates				Price inc. VAT	
UC1	Proamp				£29.95
UP1X	30 + 30W/4-8Ω	Bipolar	Stereo	HiFi	£54.95
UP2X	60W/4Ω	Bipolar	Mono	HiFi	£54.95
UP3X	60W/8Ω	Bipolar	Mono	HiFi	£54.95
UP4X	120W/4Ω	Bipolar	Mono	HiFi	£74.95
UP5X	120W/8Ω	Bipolar	Mono	HiFi	£74.95
UP6X	60W/4-8Ω	MOS	Mono	HiFi	£64.95
UP7X	120W/4-8Ω	MOS	Mono	HiFi	£84.95
Power Slaves				Price inc. VAT	
US1X	60W/4Ω	Bipolar	Power Slave		£59.95
US2X	120W/4Ω	Bipolar	Power Slave		£79.95
US3X	60W/4-8Ω	MOS	Power Slave		£69.96
US4X	120W/4-8Ω	MOS	Power Slave		£89.95

Please note X in part number denotes mains voltage. Please insert '0' in place of X for 110V, '1' in place of X for 220V (Europe), and '2' in place of X for 240V (U.K.) All units except UC1 incorporate our own toroidal transformers.

Please send me the following

Total purchase price _____

I enclose Cheque Postal Orders Int. Money Order

Please debit my Access/Barclaycard No. _____

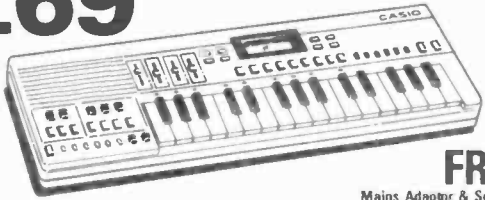
Name _____

Address _____

Signature _____

You liked the VL-Tone
You will love the PT-30!

£69



FREE

Mains Adapter & Songbook
worth £2, on request with order

This incredibly sophisticated portable musical instrument has a computer brain that can turn you into a talented musician overnight.

The AUTOMATIC HARMONIZATION feature analyses notes which have been programmed and supplies appropriate chords for accompaniment. Three different choices are available to suit your taste and any chord, or chords can be manually changed if desired.

The 31 key monophonic keyboard has a comprehensive chord section with built-in Bass patterns. The PT-30 comes with 8 preset instrument voices and 12 rhythms plus 6 arpeggio patterns. There is also a transpose function and a liquid crystal display showing notes and chords.

The 508 STEP MEMORY can be sub-divided to give up to 8 separate memories. These separate memories can be repeatedly played and/or linked to other memories in any order. Both notes and chords can be stored in this way. The contents of the memories can be stored onto cassette tape via the optional TA-1 interface, for re-loading at a later date. There is also a ONE KEY PLAY feature, similar to the VL-Tone products.

OTHER NEW CASIOTONES

MT-65 49 key, 8 note polyphonic portable keyboard with 20 preset voices. Simulated reverb/vibrato/delayed vibrato/sustain. Variable modulation (cross tone modulation). Twelve rhythms with a choice of 4 bass, 4 chord, and 4 arpeggio patterns. Bass can be played manually if desired. £149

CT-405 full size version of the MT-65, with transpose function. £275

SEND FOR FULL DETAILS OF THESE AND OTHER NEW MODELS

Delivery normally by return, subject to availability.
Price includes VAT and Post and Packing. Send cheques,
P.O. or phone your ACCESS/ISA card number to:

MORE CASIO
MAGIC

The most versatile
watch ever created?



TE-2500
DICTIONARY WATCH

£39.95

Dictionary mode.
1,711 words in both English and Spanish.

5-Language translation mode.
36 basic sentences for daily conversation in English,
Japanese, Spanish, French and German.
Backward and forward search buttons, with rapid
search facility.

World time mode.
Displays all 24 time zones.
Daily alarm, hourly chimes, calendar and profes-
sional 1/10 second stopwatch. There are 6 program-
mable alarm messages and 2 alarm sound options.

TR-6000 TRANSLATOR CALCULATOR
6,000 words and phrases £29.95

This English-Spanish Spanish-English translator is a must for next year's holiday and,
naturally, the alpha-numeric keyboard doubles as a calculator to help you work out
your pesetas.

TEMPUS

Dept PE, 38, Burling Street,
Cambridge CB1 1DG.
Tel: 0223 312866.

TERRIFIC VALUE!!!

We have a big store to clear, 100 tons of stock must go. 10 kilo parcel of unused parts. Minimum 1,000 items includes panel meters, timers, thermal trips, relays, switches, motors, drills, taps and dies, tools, thermostats, coils, condensers, resistors, etc. etc. Individually would cost you a fortune!

YOURS FOR ONLY £11.50 plus £3.00 post.

IONISER KIT

Refresh your home, office, shop, work room, etc. with a negative ION generator. Makes you feel better and work harder - complete mains operated kit, case included £11.95 plus £2.00 postage.

CAR STARTER/CHARGER KIT

This kit has no doubt saved many motorists from embarrassment in an emergency you can start car off mains or bring your battery up to full charge in a couple of hours. The kit comprises: 250w mains transformer, two 10 amp bridge rectifiers, start/charge switch and full instructions. You can assemble this in an evening, box it up or leave it on a shelf in the garage, whichever suits you best. Price: ONLY £12.50 + £3.00 post.

3 - 30V VARIABLE VOLTAGE POWER SUPPLY UNIT

With 1 amp DC output, for use on the bench, students, inventors, service engineers, etc. Automatic short circuit and overload protection. In case with a volt meter on the front panel. Complete kit £13.80.

ZX81 OWNERS

Make yourself a full size keyboard! Key switches complete with plain caps. 6 for £1.15.

COMPUTER PRINTER FOR ONLY £4.95

Japanese made Epson 310 - has a self starting, brushless drive motor. Complete with electronics - uses plain paper. Brand new with data. ONLY £4.95 plus £1.25 Post.

Cash, P.O. or cheque with order. Orders under £10.00, add 60p. Access & B/c card orders by phone to Haywards Heath (0444) 454563. Delivery by return.

REVERSIBLE MOTOR WITH CONTROL GEAR

Made by the famous Franco Company this is a very robust motor, size approximately 7 1/4" long, 3 3/4" dia, 3/8" shaft. Tremendously powerful motor, almost impossible to stop. Ideal for operating stage curtains, sliding doors, ventilators, etc., even garage doors if adequately counter-balanced. We offer the motor complete with control gear as follows:

+ 1 Franco motor with gear box. + 1 manual reversing and on/off switch. + 1 push to start switch. + 1 x 100w auto transformer. + 2 limit stop switches. + 1 circuit diagram of connections. £19.50 plus postage £2.50.

SPIT MOTORS



Powerful mains operated induction motors with gear box attached. The final shaft is a 3/8" rod with square hole, so you have alternative coupling methods - final speed is approx. 5 revs/min. PRICE £5.50. Similar motors with final speeds of 80, 100, 160 & 200 r.p.m. same price.

8 POWERFUL BATTERY MOTORS (all different)

Suitable for models, meccanos, drills, remote control planes, boats, etc. £2.95. 12 VOLT MOTOR BY SMITHS Made for use in cars, these are series wound and they become more powerful as load increases. Size 3 1/2" long by 3" dia. These have a good length of 3/8" spindle - price £3.45. Ditto, but double ended £4.25.

EXTRA POWERFUL 12 VOLT MOTOR

Made to work battery lawnmower, this probably develops up to 1/2 h.p., so it could be used to power a go-kart or to drive a compressor, etc. etc. £8.90 + £1.50 post. (This is easily reversible with our reversible switch - Price £1.15).

TRANSFORMERS + VAT

12V OR 24V OR 12-0-12V			
Ref.	12V	24V	Price P&P
213	1.0	0.5	£3.19 £1.20
71	2	1	£4.25 £1.20
18	4	2	£4.91 £1.60
85	5	2.5	£6.78 £1.50
70	6	3	£7.69 £1.40
108	8	4	£8.98 £1.64
72	10	5	£9.82 £1.80
116	12	6	£10.89 £1.90
17	16	8	£12.97 £2.12
115	20	10	£17.46 £2.44
187	30	15	£21.69 £2.64
226	60	30	£44.45 O.A.

50 VOLT RANGE (Split Sec) Pri 120/240V (2x25V tapped secs) Voltages available 5, 7, 8, 10, 13, 15, 17, 20, 33, 40 or 20V-0-20V or 25-0-25V.			
Ref.	50V	25V	Price P&P
102	0.5	1	£4.13 £1.40
103	1	2	£5.03 £1.40
104	2	4	£8.69 £1.84
105	3	6	£10.36 £1.90
106	4	8	£14.10 £2.12
107	6	12	£18.01 £2.34
118	8	16	£24.52 £2.70
119	10	20	£30.23 O.A.
109	12	24	£36.18 O.A.

INVERTERS			
12V DC to 240V AC cased 100W £46.00. 250W £101.00. 500W £180.00. 1kW (24V I/P) £240.00.			
AVO METERS + VAT 15%			
AVO 8 MKS. Latest Model £122.10			
AVO 71 LCD £49.30			
AVO 73 LCD £68.90			
AVO MM5 Minor £43.60			
DA117 Auto Range LCD £137.00			
AVO DA116 LCD Digital £131.50			
AVO DA211 LCD Digital £58.50			
AVO DA212 LCD Digital £81.90			
Battery MEGGER BM7/500V £71.60			
Wee MEGGER hand crank £101.50			
2 Taped 30v secs			

60V RANGE			
Amp	Price	P&P	
1	£7.15	£1.50	
2	£8.20	£1.90	
3	£13.31	£2.02	
4	£15.15	£2.26	
5	£19.16	£2.24	
6	£21.86	£2.64	
8	£30.72	O.A.	

EX-STOCK. Continuous Rating UK Postage. Overseas Extra. Overseas Enquiries Welcomed

30V RANGE (2x15V tapped secs) 3, 4, 5, 6, 8, 9, 10, 12, 15, 18, 20, 24, 30V or 12V-0-12V or 15V-0-15V.

Ref.	30V	15V	Price P&P
112	0.5	1	£3.19 £1.20
79	1	2	£4.32 £1.40
3	2	4	£6.99 £1.60
20	3	6	£8.10 £1.85
21	4	8	£9.67 £1.90
51	5	10	£11.95 £2.00
117	6	12	£13.52 £2.02
98	8	16	£18.10 £2.26
89	10	20	£20.88 £2.24
90	12	24	£23.20 O.A.
91	15	30	£26.60 £3.00
92	20	40	£35.64 £4.80

MAINS ISOLATORS SECS. 0-CT-120V twice.

Ref.	VA	Price	P&P
*07	20	£5.30	£1.50
149	60	£8.63	£1.60
150	100	£10.06	£1.84
151	200	£13.69	£2.64
152	250	£16.31	£2.64
154	500	£25.02	£2.90
155	750	£35.91	O.A.
156	1000	£45.89	O.A.
157	1500	£60.02	O.A.
158	2000	£72.43	O.A.
159	3000	£101.12	O.A.
	6000	£207.92	O.A.

TELEPHONES: Desk Type Model 746 £10.00 Wall Phone £15.83 Push Button Trim-phone £24.35 + £1.00 p&p + VAT 15%

Mains Eliminator in 13A moulded plug 3, 4.5, 6, 7.5, 9, 12V DC 300mA £5.10 £1.00+VAT 15%

BRIDGES	
100V 25A	£1.80
100V 35A	£2.00
100V 2A	£0.52
200V 4A	£0.75
400V 1A	£0.25
400V 6A	£0.98
400V 6A	£1.44
500V 12A	£2.85
+P&P 20p+VAT 15%	

400/440 to 240V ISOLATORS

Price+p&p	
60	£8.11 £1.50
250	£16.07 £2.60
350	£19.88 £3.10
500	£24.77 £3.40
1000	£50.53 O.A.
2000	£74.79 O.A.
3000	£104.86 O.A.
6000	£207.92 O.A.

AUTOS (Step Up/Down) 105, 115, 190, 200, 210, 230, 240, for step up or down.

Ref.	(Watts)	Price	P&P
113*	15	£2.39	£1.20
64	80	£4.85	£1.40
4	150	£6.48	£1.60
67	500	£13.30	£2.24
84	1000	£22.70	£2.80
493	1500	£28.17	O.A.
94	2000	£42.14	O.A.
73	3000	£71.64	O.A.
480	4000	£93.01	O.A.
57	5000	£108.30	O.A.
* 0, 115, 220, 240.			

CASED AUTOS 0-220-240V 240V in 115V USA Socket outlet

VA	Ref.	Price	P&P
20	56W	£7.21	£1.25
75	64W	£9.35	£1.50
150	4W	£12.10	£1.84
250	69W	£14.73	£1.60
500	67W	£22.14	£2.24
1000	84W	£33.74	£2.80
2000	95W	£60.47	O.A.

CUSTOM POWER SUPPLIES NOW AVAILABLE

Barrie Electronics Ltd.

3, THE MINORIES, LONDON EC3N 1BJ
TELEPHONE: 01-488 3316/7/8

NEAREST TUBE STATIONS: ALDGATE & LIVERPOOL ST.

J. BULL (Electrical) Ltd. Established 30 YEARS
(Dept PE), 34-36 AMERICA LANE, HAYWARDS HEATH, SUSSEX RH16 3QU.

HOME LIGHTING KITS

These kits contain all necessary components and full instructions & are designed to replace a standard wall switch and control up to 300w. of lighting

- TDR300K Remote Control Dimmer £14.30
- MK5 Transmitter for above £4.20
- TD300K Touchdimmer £7.00
- TDE/K Extension kit for 2-way switching for TD300K £2.00
- L0300K Rotary Controlled Dimmer £3.50



HOME CONTROL CENTRE

This New Remote Control Kit enables you to control up to 16 different appliances anywhere in the house from the comfort of your armchair. The transmitter injects coded pulses into the mains wiring which are received by receiver modules connected to the same mains supply and used to switch on the appliance addressed. Receivers are addressed by means of a 16-way keyboard, followed by an on or off command. Since pushing buttons can become rather boring, the transmitter also includes a computer interface so you can programme your favourite micro to switch lights, heating, electric blanket, make your coffee in the morning, etc., without rewiring your house. JUST THINK OF THE POSSIBILITIES. THE KIT includes all PCBs and components for one transmitter and two receivers, plus a drilled box for the transmitter. **Order as XK112. £42.00**

Additional Receivers XK111 £10.00

ELECTRONIC LOCK KIT XK101

This KIT contains a purpose designed lock IC, 10-way keyboard, PCBs and all components to construct a Digital Lock, requiring a 4-key sequence to open and providing over 5000 different combinations. The open sequence may be easily changed by means of a pre-wired plug. Size: 7 x 6 x 3 cms. Supply: 5V to 15 V d.c. at 40uA. Output: 750mA max. Hundreds of uses for doors and garages, car anti-theft device, electronic equipment, etc. Will drive most relays direct. Full instructions supplied. **ONLY £10.50**

Electronic lock mechanism for use with latch locks and above kit **£13.50**


THE MULTI-PURPOSE TIMER HAS ARRIVED

Now you can run your central heating, lighting, hi-fi system and lots more with just one programmable timer. At your selection it is designed to control four mains outputs independently, switching on and off at pre-set times over a 7 day cycle, e.g. to control your central heating (including different switching times for weekends). Just connect it to your system programme and set it and forget it—the clock will do the rest.

FEATURES INCLUDE:

- 0.5" LED 12 hour display.
- Day of week, am/pm and output status indicators.
- 4 zero voltage switched mains outputs.
- 50/60Hz mains operation.
- Battery backup saves stored programmes and continues time keeping during power failures. (Battery not supplied).
- Display blanking during power failure to conserve battery power.
- 18 programme time sets.
- Powerful "Everyday" function enabling output to switch every day but use only one time set.
- Useful "sleep" function—turns on output for one hour.
- Direct switch control enabling output to be turned on immediately or after a specified time interval.
- 20 function keypad for programme entry.
- Programme verification at the touch of a button.

(Kit Includes all components, PCB, assembly and programming instructions). **ORDER AS CT5000**



NOW ONLY £39 WITH SO MANY EXTRA FEATURES. OPTIONAL BLACK PLASTIC CASE. READY DRILLED. £2.50

For a detailed booklet on remote control — send us 30p and S.A.E. (6" x 9") today. **ALL PRICES EXCLUDE VAT**

FAST SERVICE - TOP QUALITY - LOW LOW PRICES

No circuit is complete without a call to —

ELECTRONICS
11 Boston Road
London W7 3SJ



TEL: 0-567 8910 ORDERS
0-579 9794 ENQUIRIES
0-579 2842 TECHNICAL AFTER 3PM

L03 3 1/2 DIGIT MULTIMETER

16 ranges including DC voltage (230 mv-1000v) and AC voltage, DC current (200 mA-10A) and resistance (0-2 M) + NPN & PNP transistor gain and diode check. Input impedance 10M. Size 155 x 88 x 38mm. Requires PP3 9V battery. **£29.00**

Test leads included.

MINI KITS

MK1 TEMPERATURE CONTROLLER/THERMOSTAT

Uses M3911 IC to sense temperature (RPTC max.) and triac to switch heater. 1KW **£4.00**

MK2 Solid State Relay

Ideal for switching motors, lights heaters, etc. from logic. Opto isolated with zero voltage switching. Supplied without triac **£2.50**

MK3 BAR/DOT DISPLAY

Displays an analogue voltage on a linear 10 element LED display as a bar or single dot. Ideal for thermometers, level indicators, etc. May be stacked to obtain 20 to 100 element displays. Requires 5-20V supply. **£4.50**

MK4 PROPORTIONAL TEMPERATURE CONTROLLER

Based on the SL441 zero voltage switch, this kit may be wired to form a "beret fire" power controller enabling the temperature of an enclosure to be maintained to within 0.5°C. Max. load 3KW **£5.50**

MK5 MAINS TIMER

Based on the ZN1034E Timer IC this kit will switch a mains load on (or off) for a preset time from 20 mins. to 35 hrs. Longer or shorter periods may be realised by minor component changes. Max. load 1KW. **£4.50**

3-NOTE DOOR CHIME

Based on the SAB0600 C the kit is supplied with all components, including loudspeaker, printed circuit board, a pre-drilled box (95 x 71 x 35mm) and full instructions. Requires only a PP3 9V battery and push-switch to complete. AN IDEAL PROJECT FOR BEGINNERS. Order as XK102 **£5.00**

XK113 MW RADIO KIT

Based on ZN414 IC, kit includes PCB, wound serial and crystal earpiece and all components to make a sensitive miniature radio. Size: 5.5 x 2.7 x 2cms. Requires PP3 9V battery. IDEAL FOR BEGINNERS. **£5.00**

COMPONENT PACKS

- PACK 1 650 Resistors 47 ohm to 10 Mohm — 10 per value **£4.00**
- PACK 2 40 x 16V Electrolytic Capacitors 10µF to 1000µF — 5 per value **£3.25**
- PACK 3 80 Polyester Capacitors 0.01 to 1µF/250V — 5 per value **£5.50**
- PACK 4 45 Sub-miniature Presets 100 ohm to 1 Mohm — 5 per value **£2.90**
- PACK 5 30 Low Profile IC Sockets 8, 14 and 16 — pin — 10 of each **£2.40**
- PACK 6 25 Red LEDs (5mm dia.) **£1.25**

Have you got our **FREE ORANGE CATALOGUE** yet? NO?! Send S.A.E. 6" x 9" TODAY!!

It's packed with details of all our **KITS** plus large range of **SEMICONDUCTORS** including CMOS, LS TTL, linear, microprocessors and memories, full range of **LEDs**, capacitors, resistors, hardware, relays, switches etc. We also stock **VERO** and **Antex** products as well as books from **Texas Instruments**, **Babani** and **Elektor**. **ALL AT VERY COMPETITIVE PRICES.**

ORDERING IS EVEN EASIER — JUST RING THE NUMBER YOU CAN'T FORGET FOR PRICES YOU CAN'T RESIST.

5-6-7 8-9-10

and give us your **Access** or **Barcaycard** No. or write enclosing cheque or postal order. Official orders accepted from schools, etc.

DVM/ULTRA SENSITIVE THERMOMETER KIT

This new design is based on the ICL7126 (a lower power version of the ICL7106 chip) and a 3 1/2 digit liquid crystal display. This kit will form the basis of a digital multimeter (only a few additional resistors and switches are required—details supplied), or a sensitive digital thermometer (-50°C to +150°C) reading to 0.1°C. The basic kit has a sensitivity of 200mV for a full scale reading, automatic polarity indication and an ultra low power requirement—giving a 2 year typical battery life from a standard 9V PP3 when used 8 hours a day, 7 days a week. **Price £15.50**

DISCO LIGHTING KITS

DL1000K This value for money kit features a bi-directional sequence of light colour change and frequency of direction change, being variable by means of potentiometers and incorporates a master dimming control. **£14.60**

DL200K A lower cost version of the above, featuring unidirectional channel sequence with speed variable by means of a pre set pot. Outputs switched only at mains zero crossing points to reduce radio interference to a minimum. **Only £8.00**

Optional opto input DLAT Allowing audio ("beat") light response. **60p**

DL3000K This 3 channel sound to light kit features zero voltage switching, automatic level control and built in mic. No connections to speaker or amp required. No knobs to adjust simply connect to mains supply and lamps (11Kv channel) **Only £11.95**

"OPEN-SESAME"

The XK103 is a general purpose infra-red transmitter/receiver with one momentary (normally open) relay contact and two latched transistor output. Designed primarily for controlling motorised garage doors and two auxiliary outputs for drive/garage lights at a range of up to 40 ft. The unit also has numerous applications in the home for switching lights, TV, closing curtains, etc. Ideal for aged or disabled persons.

The kit comprises a mains powered receiver, a four button transmitter, complete with pre-drilled box, requiring a 9V battery and one opto-isolated solid state switch kit for interfacing the receiver to mains appliances. As with all our kits, full instructions are supplied. **ONLY £23.75**

REMOTE CONTROL KITS

MK6 SIMPLE INFRA RED TRANSMITTER Pulsed infra red source complete with hand-held plastic box. Requires a 9V battery. **£4.20**

MK7 INFRA RED RECEIVER Single channel, range approx. 20ft. Mains powered with a triac output to switch loads up to 500W at 240V ac. **£9.00**

MK8 CODED INFRA RED TRANSMITTER Based on the SL490, the kit includes all components to make a coded transmitter and only requires a 9V (PP3) battery and keyboard. 8 x 2 x 1.3cms **£5.90**

MK10 16-WAY KEYBOARD For use with MK8 and MK18 to generate 16 different codes for decoding by the ML928 or ML925 receiver (XK12) kit. **£5.40**

MK11 10-Channel + 3 Analogue a/p IR Receiver Based on ML922 decoder IC. Functions include on/standby output, toggle, control of volume, tone and lamp brightness. Includes its own mains supply. **£12.00**

MK12 16-CHANNEL IR RECEIVER For use with MK8 kit with 16 on/off outputs, which with further interface circuitry, such as relays or triacs, will switch up to 16 items of equipment on or off remotely. Latched or momentary outputs—please specify when ordering. Includes its own mains supply. **£11.95**

MK13 11-WAY KEYBOARD For use with MK8, MK18 and MK11 kits. **£4.35**

MK16 Mains Powered IR Transmitter Mains powered for continuous operation—single channel, for applications such as burglar alarms, automatic door openers, etc. Range approx. 6ft. **£5.50**

MK18 HIGH POWER IR TRANSMITTER Similar to MK6 but with range of approx. 60ft. **£8.20**

Anchor Kits: MK2 Solid State Relay Opto-isolated with zero voltage switching. N.C. triac supplied. **£2.60**

MK15 DUAL LATCHED SOLID STATE RELAY Comprises 2 x solid state relays and a latch for use with momentary version of the MK12. 2 output triacs required (not supplied). **£4.50**

24 HOUR CLOCK/APPLIANCE TIMER KIT

Switches any appliance up to 1kW on and off at present times once per day. Kit contains: AY-5-1230 IC, 0.5" LED display, mains supply, display drivers, switches, LEDs, triacs, PCBs and full instructions.

- CT1000K Basic Kit **£14.90**
- CT1000K with white box (56/131 x 71mm) **£17.40**
- (Ready Built) **£22.50**

Add 55p postage & packing +15% VAT to total. Overseas Customers; Add £2.50 (Europe), £6.00 (elsewhere) for p&p. Send S.A.E. for further STOCK DETAILS. Goods by return subject to availability. **OPEN** 9am to 5pm (Mon to Fri) 10am to 4pm (Sat)




AUDIO ELECTRONICS SALE·SALE·SALE

ALL PRICES INCLUDE VAT

EXCLUSIVE OFFERS!

FREE bonus for all orders received by 28/2/83.

MULTIMETERS



£10.95
£7.95
(UK c/p 65p)

7206 20K/Volt. 19 ranges.



£21.60
£15.95
(UK c/p 65p)

7081 50K/Volt. range doubler



£26.95
£18.95
(UK c/p 65p)

2050 50K/Volt plus HiTe Tester

FREE BONUS



Mini stereophones with every 7206/7081/2050 (State 3 1/2mm or 1/4" jack plug)

FREE with SG402 below.

FREE with CS1566A below

FREE with CS1820 below

PLUS FREE METER! See above

TRIO 20 MHZ DUAL TRACE SCOPES

140mm Tube: 0C to 20 MHz; 5mV sensitivity; CH2 Invert

CS1820 Delayed sweep: 0.2 usec to 0.5 sec Sweep. Modes CH1, CH2, DUAL and ADD. List Price **£539.00** inc. VAT.


Our Price **£420** inc. VAT (UK c/p £4)

CS1566A NOR. AUTO. VIDEO: 0.5 usec Sweep. Modes CH1, CH2, ALT, CHOP and ADD. List Price **£368.00** inc. VAT.

Our Price **£299** inc. VAT (UK c/p £4)

SAVE £119

SAVE £69



(Optional probe X 10 £9.45)

SPEAKERS & TWEETERS



HIF20ESM 8 ohm 30/50 watt Bass/Midrange **£5.95** (UK c/p £1.20)



HIF20ESM 4 ohm version 8 **£4.95** (UK c/p £1.20)



HIF87BSM 4 8 Ohm 30/50 watt midrange **£4.95** (UK c/p 65p)



PH30 3 8 ohm 15 watt tweeter **£2.20**



HT25 2 1/2 8 ohm 15 watt tweeter **£1.95**



CN38 3 way 8 ohm 15 watt crossover **£1.25**



SN300 40 watt version **£1.75**



HT315F 5 1/2 x 3 1/2 8 ohm 30 watt tweeter **£3.95**

(UK c/p Tweeters & Crossovers 65p per 1-3 items)

FREE Mini stereophones as above for purchases of £10.00 or more from this advertisement.

STEREOPHONES • MEGAPHONES • P.A. HORNS



331S 10 watt megaphone with siren **£41.95** **£32.95** (UK c/p £1.05)



331 without siren **£28.95** (UK c/p £1.05)



CH66B 10 watt 8 ohm PA Horns **£8.95** **£6.95** (UK c/p 65p)



M112 Stereophones padded earpieces: mono/stereo switch: vol. controls **£6.45** **£3.95** (UK c/p 65p)




700 Mains TV boosters back of set **£7.95**



Car Speakers SP25/4 10oz 4 ohm **£6.50** (UK c/p £1.05)



CRB520 10 to 20 watts 5 Tapped 4 and 8 ohm 20oz **£13.95** **£7.95** pair (UK c/p £1.05)



CRB80 20oz 8 ohm **£11.95** **£7.50** (UK c/p £1.05)



TMB Masthead (2 TV's) **£5.95** (UK c/p 65p)

£16.95 **£12.95** (UK c/p 85p)



SG402 100KHZ to 30 MHZ 6 band Trio RF Generator int/ext. mod. variable o/p to 100mV. AM Int 400 HZ mod.

List price **£71.00** inc. VAT

Our Price **£59.95** inc. VAT (UK c/p £2)

DON'T FORGET TO CLAIM YOUR FREE BONUS



ORDER BY POST OR PHONE OR CALL IN AND SEE FOR YOURSELF WELL WORTH A VISIT! ALL OFFERS LIMITED QUANTITIES E & OE

AUDIO ELECTRONICS Cubegate Limited

301 EDGWARE ROAD, LONDON W2 1BN. TEL: 01-724 3564
ALSO AT HENRYS RADIO,
404/406 EDGWARE ROAD, LONDON W2

ALL PRICES INCLUDE VAT

MONITORS



HIGH RESOLUTION - AND LOW COST!

Either cased or open frames to OEM's. The specification is right, the price is even better.

Phone or write to our Sales Manager, Richard Cox, for immediate action.

CROFTON ELECTRONICS LTD

35, Grosvenor Road, Twickenham, Middx, TW1 4AD.
Telephone: 01-891 1923/1513 Telex: 295093 CROFTN G

POWER DIMMER MODULES

CONTACT OUR SALES AND SAVE A FURTHER 10% NOW!

A range of electronic modular dimmers designed to suit your custom channel and facility requirement

● Considerable saving over commercial equipment ● All the commercial facilities and more ● Compatible special effects ● Preset/remote/master ● Easily installed and wired

SPC — Simple but effective 1000W controller.....	£15.70
SPU — Used in conjunction with RS units for.....	£11.90
Remote desks in 1000 and 2000W versions.....	£23.90 (2K)
MC — Master dimmer for SPC/RS units.....	£7.90
RS — Remote controller for SPU/SPC Units.....	£9.40
SUP/REF — Supply/signals for up to 50 modules.....	£20.00
Discounts on above only (order £100 to £199 15% £200 to £299 20% £300 + 25%)	
EFFECTS ACCESSORIES	
MXSL — Four channel sound to light.....	£36.90
MXLS — Four Channel Sequencer.....	£23.70
MXLS-S Four channel sound chaser.....	£26.70
MXECP — DIP/DIPLESS Crossfade.....	£31.90

3 CHANNEL SOUND/LIGHT CHASER £35.70 LB31000SLC




A high performance sound to light providing bass, mid and treble separation, employing active filters. Automatic switching to chase in the absence of a music signal 1000W/chan.

3 CHANNEL SOUND/LIGHT LB31000SL



£22.70
All the advantages of the SLC without chase. Controls: bass/mid/treble/master sensitivity.

STEREO DISCO MIXER/PREAMP £7.20 Main supply £1.00 PFL supply £1.00



LBPA3 M — Magnetic C — Ceramic
Magnetic or ceramic deck versions — please state
All the requirements of a stereo disco preamp on one board, left and right deck mixers/tone controls/misc. mixer/tones/mic. auto fade over decks and P.F.L. The unit can be used with virtually any power amp.

AND MORE!
* 4 CHAN S/L AUTO CHASER
* 4 CHAN MULTI SOUND CHASER
* 4 CHAN SEQUENCER
* 4 CHAN SOUND CHASER
* FASCIA PANELS

Don't forget our 3-way active crossovers (300Hz-3KHz points) still £17.90 (supply £7.20).

Don't hesitate to write or phone for immediate information. All prices include VAT. Please include 75p post except power dimmer (£2.75). Cheques/PO/C.O.D./Access all welcome. Goods by return (stocks allowing).

Tel: 01-640 6053 (Mon to Fri 9 to 4.30)

L&B ELECTRONICS, 34 OAKWOOD AVE. MITCHAM, SURREY CR2 1AQ.

MASTER ELECTRONICS NOW!

The PRACTICAL way!


This new style course will enable anyone to have a real understanding of electronics by a modern, practical and visual method. No previous knowledge is required, no maths, and an absolute minimum of theory.

You learn the practical way in easy steps mastering all the essentials of your hobby or to start or further a career in electronics or as a self-employed servicing engineer.

All the training can be carried out in the comfort of your own home and at your own pace. A tutor is available to whom you can write personally at any time, for advice or help during your work. A Certificate is given at the end of every course.

You will do the following:

- Build a modern oscilloscope
- Recognise and handle current electronic components
- Read, draw and understand circuit diagrams
- Carry out 40 experiments on basic electronic circuits used in modern equipment
- Build and use digital electronic circuits and current solid state 'chips'
- Learn how to test and service every type of electronic device used in industry and commerce today. Servicing of radio, T.V., Hi-Fi and microprocessor/computer equipment.



New Job? New Career? New Hobby? Get into **Electronics** Now!

FREE!

COLOUR BROCHURE



POST NOW TO:

Please send your brochure without any obligation to

I am interested in:

PE/2/820

NAME _____

ADDRESS _____

- COURSE IN ELECTRONICS as described above
- RADIO AMATEUR LICENCE
- MICROPROCESSORS
- LOGIC COURSE

OTHER SUBJECTS _____

BLOCK CAPS PLEASE

British National Radio & Electronics School Reading, Berks. RG1 1BR.

BI-PAK BARGAINS

TRIACS — PLASTIC

4 AMP — 400v — T0202 — TAG 136G
1 OFF 10 OFF 50 OFF 100 OFF
40p £3.75 £17.50 £30.00
 8 AMP 400v — T0220 — TAG 425
60p £5.75 £27.50 £50.00

SLIDER POTENTIOMETERS ALL AT 50p PER PAK

Plastic 40mm Travel Mono
 SX63 5 x 470 ohms Lin. SX67 5 x 47k Log
 SX64 5 x 1k Lin. SX68 5 x 47k Log
 SX65 5 x 22k Lin. SX69 5 x 100 Lin
 SX66 5 x 22k Log SX70 5 x 1 meg Lin

SX40 250 Silicon Diodes—Switching like IN4148 DO 35. All good—uncoded. Worth double our price 45v 75mA **£1.25**
SX41 250 Silicon Diodes—General Purpose. like OA200/202 BAX13/16. Uncoded. 30-100v 200mA DO 7 **£1.25**

SX44 10 5A SCR's T064 3 x 50v 3 x 100v 2 x 200v. 2 x 400v. Super value less than by price **£1**

SX45 10 5A SCR's T066 2 x 50v 2 x 100v 4 x 200v. 2 x 400v All coded Brand new. a give-away! **£1**



MINIATURE TOOLS FOR HOBBYISTS

MINIATURE ROUND NOSE SIDE CUTTERS — insulated handles 4 1/2 inch length. Order No. Y043.

MINIATURE LONG NOSE PLIERS — Insulated handles 5 1/2 inch length. Order No. Y044.

MINIATURE BEND NOSE PLIERS — insulated handles 5 1/2 inch length. Order No. Y045.

MINIATURE END NIPPERS — insulated handles 4 1/2 inch length. Order No. Y046.

MINIATURE SNIP NOSE PLIERS with side cutter and serrated jaws — insulated handles 5 inch length. Order No. Y042.

All with insulated handles

FLEXIBLE DRIVER

A flexible shaft screwdriver for those awkward to get at screws. Overall length 8 1/2 inch. Order No. FS-1 Flat blade 4mm FS-2 Cross point no 1 **£1.70 each.**



GRIP DRIVER

6 inch long screwdriver with spring loaded grip on end to hold screws in position while reaching into those difficult places. Order No. SD-1 Flat blade 4mm SD-2 Cross point no 0 **85p each**

INEXPENSIVE TOOLS OF IMMENSE VALUE
 Combined wire stripper, cutter, crimper incl. 25 ass't. terminals for crimping. Order No. WSZ. Our low price **£1.20 each**

ALL AT **1.25** each

BA NUT DRIVER SET

Set of 5 BA spanner shafts plus universal handle in roll-up wallet. Sizes OBA 2-4-6-8BA Order no: T192

£2.75 set

NEON SCREWDRIVER

7 1/2 inch blade order no NS1 **£0.80p each**
 5 1/2 inch blade order no NS2 **£0.50p each**

Guarantee

Satisfaction or your money back has always been BI-PAK'S GUARANTEE and it still is. All these Sale items are in stock in quantity and we will despatch the same day as your order is received

EXPERIMENTER BOXES — PLASTIC ALUMINIUM BOXES

Made with Bright Aluminium Iodized construction with deep lid and screws

SIZE	L	W	H	Order No.	Price
5 1/4	2 1/4	1 1/2	1 5/8	63p	
4	2 1/4	1 1/4	1 1/2	63p	
4	2 1/2	2	1 1/2	63p	
3	2	1	1 1/4	57p	
8	6	3	1 1/2	£1.00	
6	4	2	1 1/2	£1.12	

All measurements for boxes are shown in inches. L = Length W = Width. H = Height

Plastic Boxes

Coloured Black. Close fitting. Flanged Lid. Fixing screws into brass bushes.

SIZE	L	W	H	Order No.	Price
4	2	1	1 1/4	£1.00	
4 1/2	2 1/2	1 1/2	1 1/4	£1.30	
6	3 1/2	2	1 1/4	£1.80	
Plastic as above but with aluminium top panel					
4	2 1/4	1	1 1/4	£1.40	

Plastic sloping front	5 1/2	4 1/2	2 1/2	1 1/2	148	£2.14
side slope	to					

IC SOCKETS The lowest price ever.

The more you buy the cheaper they come!

Pin	10 off	50 off	100 off
8 pin	85p	£3.50	£6.00
14 pin	90p	£3.75	£6.50
16 pin	95p	£4.00	£7.00



VOLTAGE REGULATORS T0220

Positive +	Negative +
7805 — 50p	7905 — 55p
7812 — 50p	7912 — 55p
7815 — 50p	7915 — 55p
824 — 50p	7924 — 55p

BI-PAK'S OPTO 83 SPECIAL

A selection of Large & Small size LED's in Red, Green, Yellow and Clear, plus shaped devices of different types. 7 Segment displays, photo transistors, emitters and detectors. Types like MEL11, FPT100 etc. Plus Cadmium Cell ORP12 and germ. photo transistor OCP71. **TOTAL OF 25 pieces.**

Valued **£5.00**
 Normal Retail **£12.00**
 Our Price **£5.00**

SEMICONDUCTORS FROM AROUND THE WORLD

100 A Collection of Transistors, Diodes, Rectifiers, Bridges, SCR's, Triacs. IC's both Logic and Linear plus Opto's all of which are current everyday usable devices.

Guaranteed Value over £10 at Normal Retail Price

£4.00

Data etc. in every pack Order No. SX56



MW398 NI-CAD CHARGER

Universal Ni-Cad battery charger. All plastic case with lift up lid. Charge/Test switch. LED indicators at each of the five charging points

Charges	Power
PP3 (9V)	220-240V AC
U12 (1.5V penlite)	Dims
U11 (1.5V C1)	210 x 100 x 50mm
U2 (1.5V D)	£6.95



POWER SUPPLY OUR PRICE £3.25

Power supply fits directly into 13 amp socket. Fused for safety. Polarly reversing socket. Voltage switch. Lead with multi plug. Input — 240V AC. 50HZ. Output — 3 x 4.5 6 7.5 9 & 12V DC. Rating — 300ma MW88

1 Amp SILICON RECTIFIERS

Glass Type similar IN4000 SERIES IN4001-IN4004 50 — 500v — uncod. J — you select for VLT'S ALL perfect devices — NO duds Min 50v 50 for **£1.00** — worth double ORDER NO. SX76

Silicon General Purpose NPN Transistors T0-18 Case Lock In leads — coded CV7644 similar to BC147 — BC107 — 2789 ALL NEW! VCE 70v IC500mA Hfe 75-250 50 off 100 off 500 off 1000 off **PRICE £2.00 £3.80 £17.50 £30.00**

Silicon General Purpose PNP Transistors T0-5 Case Lock In leads coded CV9507 similar 2N2905A to BF430 VC 60 IC 600mA Min Hfe 50 ALL NEW! 50 off 100 off 500 off 1000 off **PRICE £2.50 £4.00 £19.00 £35.00**

Order as CV7644

Order as CV9507

Silicon NPN'L' Type Transistors

T0-92 Plastic centre collector Like BC182L — 183L — 184L VCBO 45 VCEO 30 IC 200mA Hfe 100-400 ALL perfect devices — uncod. ORDER AS SX183L 50 off 100 off 500 off 1000 off **£1.50 £2.50 £10.00 £17.00**

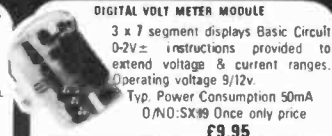
PNP SILICON TRANSISTORS:

Similar ZTX500 — ZTX214 — E-Line VCED 40 VCBO 35 IC 300mA Hfe 50-400 Brand New — Uncoded — Perfect Devices 50 off 100 off 500 off 1000 off **£2.00 £3.50 £15.00 £25.00**

Order as ZTXPNP

DIGITAL VOLT METER MODULE

3 x 7 segment displays Basic Circuit 0-2V — instructions provided to extend voltage & current ranges. Operating voltage 9/12V Typ. Power Consumption 50mA O/N.O. SX99 Once only price **£9.95**



ELECTRONIC SIREN 12v DC

Red plastic case with adjustable hanging bracket. Emits high pitched warning note of varying pitch. 100 cycles per minute. Dims 90mm (dia) 60mm (depth) Power — 17 x DC

Our Price: **£5.50**

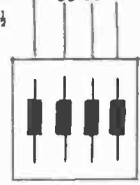


SILICON BRIDGE RECTIFIERS

Comprising 4 x 1 1/2 amp rectifiers mounted on PCB.

VRM — 150 vits IFM — 1.5 Amps Size: 1 inch square 10 off **£1.00** 50 off **£4.50** 100 off **£7.50**

Order No. As: 4R1 BRect.



MULTITESTERS

30,000 opv Including test leads and case AC volts: 0.25-10-25-100-250-500-1,000 DC volts: 0-0.25-1-2.5-10-25-100-250-1,000 DC current: 0-50ua 0-5ma-50ma 0-12amps. Resistance: 0-6K ohms-70K ohms-6meg ohms-60meg ohms Decibels: -20db to plus 56db. Short test: Internal buzzer. Dims: 160 x 110 x 50mm

O/No. 1315. OUR PRICE **ONLY £24.75**

1,000 opv Including test leads & Battery. AC volts: 0-15-150-500-1,000 DC volts: 0-15-150-500-1,000 DC currents: 0-1ma-150ma. Resistance: 0-2.5 K ohms 100 K ohms. Dims: 90 x 61 x 30mm.

O/No. 1322. OUR PRICE **£6.50 ONLY**

8 Bit MICROPROCESSOR

National INS8080AN 40 Pin DIL N Channel Silicon GATE MOS TECHNOLOGY As used in Nationals N8080 Micro Computer Family Instruction Cycle Time 2 us Supplied with functional Block Diagram **BRAND NEW** — NOT seconds or reclaims 100% perfect ORDER NO. SX8080 Normal Sell price £4.50 each Our BI-PAK Special Price **only £2.00** SD HURRY — LIMITED STOCKS

40 Pin IC Socket to fit SX8080 Offer price **30p** ORDER NO 1609

REGULATED VARIABLE Stabilised POWER SUPPLY

Variable from 2-30 volts and 0-2 Amps. Kit includes — 1 — VPS30 Module, 1 — 25 volt 2 amp transformer, 1 — 0-50v 2" Panel Meter, 1 — 0-2 amp 2" Panel Meter, 1 — 470 ohm wirewound potentiometer, 1 — 4K7 ohm wirewound potentiometer, Wiring Diagram included. Order No. VPS30 KIT **£20.**

MINIATURE FM TRANSMITTER

Freq: 95-106MHz. Range: 1/2 mile Size: 45 x 20mm. Add: 9v batt. **ONLY £5.50** Not licenced in U.K. Ideal for: 007-MIS-FBI-CIA-KGB etc.

BI-PAK

Send your orders to Dept. PE2 BI-PAK PO BOX 6 WARE HERTS. SHOP AT 3 BALDOCK ST. WARE HERTS. TERMS: CASH WITH ORDER. SAME DAY DESPATCH. ACCESS. BARCLAYCARD ALSO ACCEPTED. TEL (0920) 3182. GIRO 388 7106 ADD 15% VAT AND 75p PER ORDER POSTAGE AND PACKING



Use your credit card. Ring us on Ware 3182 NOW and get your order even faster. Goods normally sent 2nd Class Mail. Remember you must add VAT at 15% to your order. Total Postage add 50p per Total order.

BI-PAK BARGAINS



5T21 SCREWDRIVER SET
6 precision screwdrivers in hinged plastic case. Sizes — 0.8 1.4 2.2 2.4 2.9 and 3.8mm **£1.75**

5T31 NUT DRIVER SET
5 precision nut drivers in hinged plastic case. With turning rod. Sizes — 3 3.5 4 4.5 and 5mm **£1.75**

5T41 TOOL SET
5 precision instruments in hinged plastic case. Crosspoint (Phillips) screwdrivers — M 0 and H 1 Hex key wrenches — 1.5 2 and 2.5mm **£1.75**

5T51 WRENCH SET
5 precision wrenches in hinged plastic case. Sizes — 4 4.5 5 5.5 and 6mm **£1.75**

BUY ALL FOUR SETS 5T21 5T51 and get **HEX KEY SET FREE**
HEX KEY SET ON RING
Sizes 1.5 2 2.5 3 4 5 5.5 and 6mm
Made of hardened steel
HX/1 **£1.25**



"IRRESISTABLE RESISTOR BARGAINS"

Pak No.	Qty*	Description	Price
SX110	400	Mixed 'All Type' Resistors	£1
SX111	400	Pre-formed 1/4-1/2 watt Carbon Resistors	£1
SX112	200	1/4 watt Carbon Resistors	£1
SX113	200	1/4 watt Carbon Resistors	£1
SX114	150	1/4 watt Resistors 22 ohm 2mZ Mixed	£1
SX115	100	1 and 2 watt Resistors 22 ohm 2mZ Mixed	£1

Paks SX12-15 contain a range of Carbon Film Resistors of assorted values from 22 ohms to 2.2 meg. Save pounds on these resistor paks and have a full range to cover your projects.
*Quantities approximate, count by weight

GUARANTEED TO SAVE YOU MONEY

SX27A	60	Assorted Polystyrene Bead Capacitors Type 9500 Series PPD	£1.00
SX28A	50	Assorted Silver Mica Caps 5.6pF-150pF	£1.00
SX29A	50	Assorted Silver Mica Caps 180pF-4700pF	£1.00
SX30A	50	High Voltage Disc Ceramics 750V min up to 8KV. Assorted useful values	£1.00
SX31A	50	Wirewound 9 watt (arg) Resistors. Assorted values 1 ohm-12K	£1.00

AUTO SCREWDRIVER/DRILL
Automatic spiral ratchet. Complete with 2 screwdriver blades, 5 & 65mm 1 screwdriver cross point No. 1 & three drills — 2, 2.8 and 3.65mm — A MUST FOR ALL HOBBY-BUILDERS & CONSTRUCTORS. Order No. ASD/1 **£3.50** each

"CAPABLE CAPACITOR PAKS"

Pak No.	Qty*	Description	Price
SX116	250	Capacitors Mixed Types	£1
SX117	200	Ceramic Capacitors Miniature Mixed	£1
SX118	100	Mixed Ceramics 1pb 56pf	£1
SX119	100	Mixed Ceramics 68pf 0.5mf	£1
SX120	100	Assorted Polyester/Polystyrene Capacitors	£1
SX121	60	Mixed C280 type capacitors metal foil	£1
SX122	100	Electrolytics all sorts	£1
SX123	50	Quality Electrolytics 50 1000mf	£1
SX124	20	Tantalum Beads, mixed	£1

*Quantities approximate, count by weight

BARGAINS

SX91	20 x Large 2" RED LED	£1
SX42	20 x small 125 Red LED's	£1
SX43	10 Rectangular Green LED's	£1
SX46	30 Assorted Zener Diodes 250mw 2 watt mixed voltages all coded New	£1
SX47	4 Black Instrument Knobs — winged with pointer 4" Standard screw Fit size 29 x 20mm	50p
SX49	20 Assorted Slider Knobs. Black/Chrome. etc	£1
SX80	12 Neons and Filament Lamps. Low voltage and mains — various types and colours — some panel mounting	£1

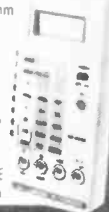
BRAND NEW LCD DISPLAY MULTITESTER.

RE 188m
LCD 10 MEGOHM INPUT IMPEDANCE
*3 1/2 digit *16 ranges plus hFE test facility for PNP and NPN transistors *Auto zero auto polarity *Single-handed pushbutton operation *Over range indication *12 5mm (1/2 inch) large LCD readout *Diode check *Fused circuit protection *Test leads battery and instructions included

Max indication 1999 or — 1999
Polarity indication Negative only
Positive readings appear without + sign
Input impedance 10 Megohms
Zero adjust Automatic
Sampling time 250 microseconds
Temperature range — 5°C to 50°C
Power Supply 1 x PP3 or equivalent 9V battery

Consumption 20mW
Size 155 x 88 x 31mm

RANGES
DC Voltage 0-200mV
0-2-20-200-1000V Acc 0.8%
AC Voltage 0-200-1000V
Acc 1.2% DC Current 0-200uA
0-2-20-200mA 0-10 A Acc 1.2%
Resistance 0-2-20-200k ohms
0-2 Megohms Acc 1%
BI-PAK VERY LOWEST POSSIBLE PRICE
£35.00 each



SIREN ALARM MODULE

American Police type screamer powered from any 12 volt supply into 4 or 8 ohm speaker. Ideal for car burglar alarm, freezer breakdown and other security purposes. 5 watt, 12v max.

£3.85
Order No. BP124.



The Third and Fourth Hand...

... you always need but have never got until now
This helpful unit with Rod mounted horizontally on Heavy Base. Crocodile clips attached to rod ends. Six ball & socket joints give infinite variation and positions through 360° also available attached to Rod a 2 1/2" diam magnifier giving 2.5x magnification. Helping hand unit available with or without magnifier.
Our Price with magnifier as illustrated ORDER NO. T402 **£5.50**
Without magnifier ORDER NO. T400 **£4.75**



SX52
6 Black Heatsink will fit 10 3 and 10 220 Ready drilled. Wall price value **£1**

SX53
1 Power Finned Heatsink. This heatsink gives the greatest possible heat dissipation in the smallest space owing to its unique staggered fin design. pre drilled 10 3 size 45mm square 20mm high **40p**
10-66 size 35mm x 30mm x 12mm **35p**
SX54
1 Heat Efficiency Power Finned Heatsink 90mm x 80mm x 35mm High. Drilled to take up to 4 x 10 3 devices **£1.50** each

SINGLE SIDED FIBREGLASS BOARD

Order No.	Pieces	Size	Sq. Ins.	Price
F81	4	9 x 2 1/2"	100	£1.50
F82	3	11 x 3"	100	£1.50
F83	4	13 x 3"	156	£2.00

DOUBLE SIDED FIBREGLASS BOARD


F84	2	14 x 4"	110	£2.00
-----	---	---------	-----	-------

SILICON POWER TRANSISTORS — T03

NPN like 2N3055 — but not full spec
100 watts 50V min
10 for £1.50 — Very Good Value
100s of uses — no dud's
Order No. SX90

BI-PAK SOLDER-DESOLDER KIT

Kit comprises ORDER NO. SX80
1 High Quality 40 watt General Purpose Lightweight Soldering Iron 240v mains incl 3/16" (4.7mm) bit
1 Quality Desoldering pump. High Suction with automatic ejection. Knurled anti-corrosive casing and teflon nozzle
1.5 metres of De-soldering braid on plastic dispenser
2 yds (1.83m) Resin Cored Solder on Card
1 Heat Shunt tool Tweezer Type
Total Retail Value over **£12.00**
OUR SPECIAL KIT PRICE **£8.95**



BI-PAK PCB ETCHANT AND DRILL KIT

Complete PCB Kit comprises
1 Expo Mini Drill 10 00DRPM 12v DC incl 3 collets & 1 x 1mm Twist bit
1 Sheet PCB Transfers 210mm x 150mm
1 Etch Resist Pen
1 1/2 lb pack FERRIC CHLORIDE crystals
3 sheets copper clad board
2 sheets Fibreglass copper clad board
Full instructions for making your own PCB boards
Retail Value over **£15.00**
OUR BI-PAK SPECIAL KIT PRICE **£9.75**
ORDER NO. SX81



PROGRAMMABLE UNIJUNCTION TRANSISTOR
"PUT" case 10106 plastic MEU22 Similar to 2N6027/6028 PNP Silicon
Price 1-9 10-49 50-99 100- Normal Retail Price £0.35 each
Each: 20p 18p 15p 13p

SX33A 6 small (min) (SDST/SPDT Toggle Switches 240v Smp **£1.00**
SX35A 6 small (min) Rocker Switches 240v Smp **£1.00**
SX32A 12 Assorted Jack & Phono plugs, sockets and adaptors, 2.5m. 3.5mm and standard sizes **£1.00**
SX71 50 "138" Fallouts Manufacture's out of spec on volts or gain You test. **£1.00**
SX72 A mixed bundle of Copper clad Board Fibre glass and paper Single and double sided. A fantastic bargain **£1.00**

SX38 100 Silicon NPN Transistors—all perfect Coded mixed types with data and eqvt sheet. No rejects. **£3.00**
SX39 100 Silicon PNP Transistors—all perfect. Coded mixed types with data and eqvt. sheet. No rejects. Fantastic value **£3.00**

2N3055 The best known Power Transistors in the World — 2N3055 NPN 115w
Our BI-PAK Special Offer Price:
10 off 50 off 100 off
£3.50 £16.00 £30.00

B0312 COMPLIMENTARY PNP POWER TRANSISTORS: TO 2N3055 Equivalent M12955 — B0312 — T03
SPECIAL PRICE £0.70 each
10 off £6.50

5 watt (RMS) Audio Amp

High Quality audio amplifier Module. Ideal for use in record players, tape recorders, stereo amps and cassette players, etc. Full data and back up diagrams with each module.

Specification
• Max Power Supply 30v • Power Output 5 watts RMS • Load Impedance 8-16 ohms • Frequency response 50Hz to 25KHz — 3db • Sensitivity 70 mv for full output • Input Impedance 50k ohms • Size 85 x 64 x 30mm • Total Harmonic distortion less than — 5%
BI-PAK'S give away price



£2.25
You could not build one for this price.

MORE BARGAINS!

SX51	60 metres PVC covered Hook-up wire single and stranded. Mixed colours.	£1
SX58	25 Assorted TTL Gates 7400 Series 7401-7460	£1
SX59	10 Assorted Flip Flops and MSI TTL	£1
SX60	20 Assorted Slider Potentiometers	£1
SX62	40 Assorted Pre-Sets Hor/Vert etc	£1
SX79	10 Reed Switches — glass type 3 Micro Switches — with lever	£1

TECASBOTY

The Electronic Components and Semiconductor Bargain of the Year. A host of Electronic components including potentiometers — rotary and slider, presets — horizontal and vertical Resistors of mixed values 22ohms to 2M2 — 1/8 to 2 Watt. A comprehensive range of capacitors including electrolytic and polyester types plus disc ceramics etcetera. Audio plugs and sockets of various types plus switches, fuses, heatsinks, wire, nuts, bolts, gromets, cable clips and ties, knobs and P.C. Board. Then add to that 100 Semiconductor to include transistors, diodes, SCR's, opto's, all of which are current everyday usable devices in all a Fantastic Parcel. No rubbish all identifiable and valued in current catalogues as well over £25.00. Our Fight Against Inflation — Beat the Budget — Down with Depression

Price —
JUST £6.50.


BI-PAK

Send your orders to Dept. PE2 BI-PAK PO BOX 6 WARE HERTS
SHOP AT 3 BALDOCK ST. WARE HERTS
TERMS: CASH WITH ORDER. SAME DAY DESPATCH. ACCESS
BARCLAYCARD ALSO ACCEPTED. TEL (0920) 3182. GIRD 388 7006
ADD 15% VAT AND 75p PER ORDER POSTAGE AND PACKING


Use your credit card. Ring us on Ware 3182 NOW and get your order even faster. Goods normally sent 2nd Class Mail.
Remember you must add VAT at 15% to your order.
Total Postage add 75p per Total order.

A GREAT DEAL... Crotech SCOPES from

AUDIO ELECTRONICS



- 3131** **5" CRT*
- * Dual Trace
 - * DC - 15MHz
 - * 5mV/div.
 - * Add Mode
 - * X - Y Mode
 - * 200ns - 0.2s/div.
 - * Component Tester
- Price **£276 INC VAT.**



- 3030**
- * Single Trace
 - * Rectangular CRT
 - * DC - 15MHz
 - * 5mV/div.
 - * Auto/Normal trigger
 - * 200ns - 0.2s/div.
 - * Component Tester
- Price **£172.50 INC VAT**

A GREAT DEAL MORE...

The CROTECH component tester, for visual testing of semi-conductors, IC's and passive components is a standard feature on both 'scopes. Which gives you A Great Deal more than a normal 'scope.

WANT TO KNOW MORE? . . . Then drop into Audio Electronics where both the 3131 and 3030 are on continuous demonstration six days a week.

A copy of "GETTING THE BEST FROM YOUR 'SCOPE" free with every scope purchased!

AUDIO ELECTRONICS Access, Visa, American Express cards welcome.
301 Edgware Road, London W2 1BN Tel: 01-724 3564

Crotech Instruments Limited
5 Nimrod Way, Elgar Road, Reading, Berkshire, RG2 0EB.
Telephone: (0734) 866945

Crotech +
AUDIO ELECTRONICS
= A GREAT DEAL MORE

CAMBRIDGE LEARNING SELF-INSTRUCTION COURSES



**GSC
SUPERKIT
£19.90**

Learn the wonders of digital electronics!

This practical kit for beginners comes complete with an instruction manual, components, and

EXP300 breadboard to teach you all the basics of digital electronics. The course needs no soldering iron; the only extra you need to buy is a 4½V battery.

Using the same board you can construct literally millions of different circuits.

The course teaches boolean logic, gating, R-S and J-K flipflops, shift registers, ripple counters, and half-adders.

It is supported by our theory courses

**DIGITAL COMPUTER LOGIC
& ELECTRONICS £6.00**

which covers: basic computer logic; logical circuit elements; the design of circuits to carry out logical functions; flipflops and registers; and

**DIGITAL COMPUTER
DESIGN £8.50**

Our latest, most up-to-date course on the design of digital computers, both from their individual logic elements and from integrated circuits. You are first shown the way in which simple logic circuits operate and then, through a series of exercises, arrive at a design for a working machine.

Please send for our free booklist for further information on these and our other courses.

GUARANTEE No risk to you. If you are not completely satisfied, your money will be refunded upon return of the item in good condition within 28 days of receipt.

CAMBRIDGE LEARNING LIMITED, UNIT 23 RIVERMILL SITE, FREEPOST, 5TH LIVES, CAMBS, PE17 4BR, ENGLAND.
TELEPHONE: 5TH LIVES (0480) 67446. VAT No 313026022

All prices include worldwide postage (airmail is extra - please ask for prepayment invoice). Giro A/c No 2789159. Please allow 28 days for delivery in UK.

- SUPERKIT(S) @ £19.90
..... DIGITAL COMPUTER DESIGN(S) @ £8.50
..... DIGITAL COMPUTER LOGIC AND ELECTRONICS @ £6.00

I enclose a cheque/PO payable to Cambridge Learning Ltd for £..... (*delete where applicable)

Please charge my:

*Access / American Express / Barclaycard / Diners Club
Eurocard / Visa / Mastercharge / Trustcard

Expiry Date..... Credit Card No

Signature.....

Telephone orders from card holders accepted on 0480 67446
Overseas customers (including Eire) should send a bank draft in sterling drawn on a London bank, or quote credit card number.

Name.....



Address.....

Cambridge Learning Limited, Unit 23 Rivermill Site, FREEPOST, 5th Lives, Huntingdon, Cambs, PE17 4BR, England. (Registered in England no 1328762).

Step-by-step fully illustrated assembly and fitting instructions are included together with circuit descriptions. Highest quality components are used throughout.

Sparkrite

BRANDLEADING ELECTRONICS
NOW AVAILABLE IN KIT FORM




AT-80 Electronic Car Security System

- Arms doors, boot, bonnet and has security loop to protect fog/spot lamps, radio/tape, CB equipment
- Programmable personal code entry system
- Armed and disarmed from outside vehicle using a special magnetic key fob against a windscreen sensor pad adhered to the inside of the screen
- Fits all 12V neg earth vehicles
- Over 250 components to assemble

VOYAGER Car Drive Computer

- A most sophisticated accessory
 - Utilises a single chip mask programmed microprocessor incorporating a unique programme designed by EDA Sparkrite Ltd
 - Affords 12 functions centred on Fuel, Speed, Distance and Time
 - Visual and Audible alarms warning of Excess Speed, Frost/Ice, Lights-left-on
 - Facility to operate LOG and TRIP functions independently or synchronously
 - Large 10mm high 400ft-L fluorescent display with auto intensity
 - Unique speed and fuel transducers giving a programmed accuracy of + or - 1%
 - Large LOG & TRIP memories 2,000 miles 180 gallons 100 hours
 - Full Imperial and Metric calibrations
 - Over 300 components to assemble
- A real challenge for the electronics enthusiast!

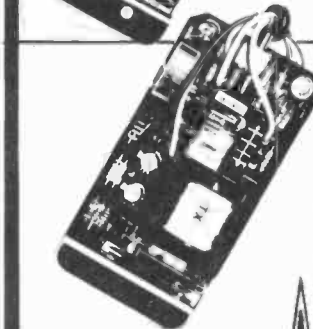


SX1000 Electronic Ignition

- Inductive Discharge
- Extended coil energy storage circuit
- Contact breaker driven
- Three position changeover switch
- Over 65 components to assemble
- Patented clip-to-coil fitting
- Fits all 12v neg. earth vehicles


TX1002 Electronic Ignition

- Contactless or contact triggered
- Extended coil energy storage circuit
- Inductive Discharge
- Three position changeover switch
- Distributor triggerhead adaptors included
- Die cast weatherproof case
- Clip-to-coil or remote mounting facility
- Fits majority of 4 & 6 cyl. 12V. neg. earth vehicles
- Over 145 components to assemble.



SX2000 Electronic Ignition

- The brandleading system on the market today
- Unique Reactive Discharge
- Combined Inductive and Capacitive Discharge
- Contact breaker driven
- Three position changeover switch
- Over 130 components to assemble
- Patented clip-to-coil fitting
- Fits all 12v neg. earth vehicles




TX2002 Electronic Ignition

- The ultimate system
- Switchable contactless
- Three position switch with Auxiliary back-up inductive circuit
- Reactive Discharge Combined capacitive and inductive
- Extended coil energy storage circuit
- Magnetic contactless distributor triggerhead
- Distributor triggerhead adaptors included
- Can also be triggered by existing contact breakers
- Die cast waterproof case with clip-to-coil fitting
- Fits majority of 4 and 6 cylinder 12v neg. earth vehicles
- Over 150 components to assemble

All SPARKRITE products and designs are fully covered by one or more World Patents

SPECIAL OFFER

"FREE" MAGIDICE KIT WITH ALL ORDERS OVER £45.00



MAGIDICE Electronic Dice

- Not an auto item but great fun for the family
- Total random selection
- Triggered by waving of hand over dice
- Bleeps and flashes during a 4 second tumble sequence
- Throw displayed for 10 seconds
- Auto display of last throw 1 second in 5
- Muting and OFF switch on base
- Hours of continuous use from PP7 battery
- Over 100 components to assemble

EDA, 82 Bath St., Walsall, W. Midlands WS1 3DE.

SPARKRITE 82 Bath Street, Walsall, West Midlands, WS1 3DE England.

Tel: (0922) 614791 Allow 28 days for delivery

	SELF ASSEMBLY KIT
SX 1000	£12.95
SX 2000	£19.95
TX 1002	£22.95
TX 2002	£32.95
AT 80	£32.95
VOYAGER	£84.95
MAGIDICE	£9.95

PRICES INC. VAT, POSTAGE & PACKING

NAME _____ PE
ADDRESS _____

I ENCLOSE CHEQUE(S)/POSTAL ORDERS FOR

£ _____ KIT REF _____

CHEQUE NO _____

PHONE YOUR ORDER WITH
SEND ONLY SAE IF BROCHURE IS REQUIRED

BRANDLEADING BRITISH ELECTRONICS
CUT OUT THE COUPON NOW!

INTERNATIONAL DIGITAL I/C SELECTOR

by Towers T. D. Price: £11.00

BEGINNERS GUIDE TO MICROPROCESSORS
by Parr E. A. Price: £4.50

A PRACTICAL INTRO TO ELECTRONIC CIRCUITS
by Jones M. Price: £7.50

ESSENTIAL ELECTRONIC AN A-Z GUIDE
by Loveday G. Price: £6.75

ADVENTURES WITH DIGITAL ELECTRONICS
by Duncan T. Price: £3.25

PRINCIPLES OF INTERACTIVE COMPUTER GRAPHICS
by Sproull R. Price: £10.75

MICROCOMPUTER TECHNOLOGY AN INTRO
by Ullman J. Price: £5.75

COMPLETE HANDBOOK OF MAGNETIC RECORDING
by Jorgensen F. Price: £8.50

COMPLETE HANDBOOK OF VIDEO
by Owen D. Price: £10.00

H.F. ANTENNAS FOR ALL LOCATIONS
by Moxan L. Price: £7.50

* ALL PRICES INCLUDE POSTAGE *

THE MODERN BOOK CO.

BRITAIN'S LARGEST STOCKIST of British and American Technical Books

19-21 PRAED STREET LONDON W2 1NP

Phone 01-402 9176 Closed Saturday 1 p.m. Please allow 14 days for reply or delivery.

It's easy to complain about advertisements.

Every week, millions of advertisements appear in the press, on posters or in the cinema.

Most of them comply with the rules contained in the British Code of Advertising Practice and are legal, decent, honest and truthful.

But if you find one that, in your opinion, is wrong in some way, please write to us at the address below.

We'd like you to help us keep advertising up to standard.

Complete range of other voltages & spacings in stock. Please phone.

TANTALUM BEADS

1/35V	14p
22/35V	14p
33/35V	14p
47/35V	14p
68/35V	14p
100/35V	14p
22/16V	14p
22/35V	22p
33/35V	22p
47/16V	22p
47/35V	24p
68/35V	25p
68/35V	25p
100/16V	25p
100/35V	34p
15/16V	22p
15/16V	30p
15/25V	32p
22/16V	26p
22/16V	32p
33/10V	36p
47/6.3V	43p
100/3V	37p

Feedthrough Capacitor
1000pF 500V 7p

MINI FILM MULTILAYER TRIMMERS

1.4-5.5pF (400MHz)	23p
1-10pF (600MHz)	27p
2-22pF (400MHz)	29p
5-5.5pF (200MHz)	36p

Cermet Turn Precision Presets

S023, 100C2	47p
S023, 500C2	47p
1R, 2K, 5K	47p
10K, 20K	47p
50K, 100K	47p

But if you find one that, in your opinion, is wrong in some way, please write to us at the address below.

We'd like you to help us keep advertising up to standard.

The Advertising Standards Authority.

A S A Ltd, Brook House, Torrington Place, London WC1E 7HN

ALL STOCK BRAND NEW FRANCHISED ORIGIN

SUPERIOR QUALITY CARBON FILM RESISTORS. HISTAB LOW NOISE

1W 10C2-1M2 5% E24	2p
1W 10C2-1M2 5% E24	3p
1W 10C2-1M2 5% E12	6p
2W 10C2-1M2 5% E12	15p

METAL OXIDE FILM RESISTORS

Very high thermal & electrical stability. Extremely low noise

0.4W 10C2-1M2 5% E24	5p
0.4W 10C2-1M2 5% E24	8p

LOW OHMIC VALUE RESISTORS 1 OR 1 W

0.21C2-8 1C2 E12	11p
------------------	-----

WIRE WOUND RESISTORS 5%

2-3W 0.21C2-350E1-E12	28p
4-7W 0.47C2-64 B E12	33p
10-11W 1.0C2-33K E12	37p

LOW NOISE ROTARY POTS E3 Series

1.7K-2M Lin 32p	
4.7K-2M Log 32p	

As above with DP switch 80p

As above but stereo switch 90p

MICRO MINI 100V CERAMIC PLATE CAPS 5% or better

E12 Series	7p
1pF-10nF	7p

DISCOUNTS ON QUANTITY PLEASE

100 Pins	52p
Per Pin	3.99
Spans + Spools	3.50
Spans Spool	72p
Combs	6p

SIEMENS POLY-C 250V

Inf-80nF	10p
82nF 150nF	15p

CAPACITORS E12

5% 7.5mm 160V	
---------------	--

CAPACITORS E12

100nF-180nF	12p
220nF, 270nF	15p
330nF, 390nF	20p
470nF, 560nF	27p
680nF	32p
1000nF (100mm)	35p

QUALITY ELECTROLYTICS BY MATSUSHITA OR SIEMENS AXIALS

uFd	Y	
47	63	8p
47	350	30p
1	63	30p
1	100	90p
1	500	40p
2.2	25	8p
2.2	63	9p
2.2	100	11p
2.2	350	30p
3.3	25	10p
3.3	40	11p
3.3	63	12p
4.7	16	8p
4.7	25	9p
4.7	40	11p
4.7	63	12p
4.7	100	14p
10	25	8p
10	40	12p
10	63	14p
10	100	16p
22	25	11p
22	40	14p
22	63	16p
22	100	21p
47	25	14p
47	40	18p
47	63	24p
47	100	28p

MAIN/SPEAKER CABLE (per metre)

Twin 1 amp	14p
Twin 2.5 amp	15p
3 Core 2.5 amp	4p
18p	
3 Core 6 amp	31p
3 Core 13 amp	56p

Screwed Cable

Single	14p
Double	27p
Mini Single	12p
Mini Stereo	15p
4 Core 4 Screens	18p
4 Core 1 Screen	44p
4 Core 1 Screen	54p
8 Core	61p
12 Core	80p

Aerial Cable

S022 RGS8A	36p
S52 UHF	36p
75Ω 1W	
300Ω Flat	14p

Rainbow Ribbon Cable

10 Way	65p
24 Way	1.50
40 Way	2.10

ANTEX SOLDERING IRONS

C240 (15W)	4.59
X25 (25W)	4.99
Iron Stand	1.65
C740	
Element	1.99
X25	
Element	2.05
Bits C240	
No 2 (Small)	65p
No 3 (Med)	65p
No 6 (Micro)	65p
Bit X25	
No 50 (Small)	65p

CRICKLEWOOD ELECTRONICS LTD

DIL SOCKETS

No 51 (Med)	65p
No 52 (Lge)	65p

Beautiful Mini Radial Low Voltage Matsushita only

uFd	Y	
10	16	6p
22	10	6p
47	10	7p
47	16	8p
100	10	9p
100	16	10p
220	10	11p
220	16	12p
470	10	17p
470	16	18p
1000	10	20p
1000	16	24p
2200	10	34p
2200	16	44p

PHOTO SENSITIVE PCB

List Class Epoxy Glass for better results than spraying. Expose to UV

0407	1.55
0410	1.90
0412	1.85
0415	3.99
0420	
0422	
SP90AF	1.65
SP90M	2.15
SP90Q	2.21
233x220	4.55

ETCH RESIST TRANSFERS

- Thin lines
- Thick lines
- Thin bends
4. Thick bends
- DIL pads
- Transistor
- Drill + holes
- 0.1" edge cons.
- Mixture

Any sheet above 30p

Set of 13 sheets 3.00

Ferric Chloride Pellets. Enough to make 15 litres. £1.50

Wire & Cable

Prices per metre	
Sold Hook up	
Wire	
Any colour	5p

Chargers

HP2 (1.2AH)	2.10
HP2 (6AH)	4.75
HP2 (9AH)	9.9p
HP11 (1.2AH)	2.29

DIODES

1N24A	30p
1N41	70p
1N414	82p
1N414	4p
1N414	6p
1N4001	4p
1N4002	4p
1N4003	5p
1N4004	5p
1N4005	6p
1N4007	6p
1N4009	20p
1N4148	4p
1N4150	18p
1N4448	22p
1N4517	22p
1N5172	30p
1N5174	94p
1N5400	12p
1N5401	13p
1N5402	14p
1N5403	15p
1N5404	16p
1N5405	17p
1N5406	18p
1N5407	19p
1N5408	20p
1N5409	21p
1N5410	22p
1N5411	23p
1N5412	24p
1N5413	25p
1N5414	26p
1N5415	27p
1N5416	28p
1N5417	29p
1N5418	30p
1N5419	31p
1N5420	32p
1N5421	33p
1N5422	34p
1N5423	35p
1N5424	36p
1N5425	37p
1N5426	38p
1N5427	39p
1N5428	40p
1N5429	41p
1N5430	42p
1N5431	43p
1N5432	44p
1N5433	45p
1N5434	46p
1N5435	47p
1N5436	48p
1N5437	49p
1N5438	50p

DIACS

BR100	40p
5T	25p

THYRISTORS

2N5600	30p
2N5601	32p
2N5602	36p
2N5603	37p
2N5604	40p
BR101	75p
BR119	80p
BR150	60p
BR155-300	67p
BR156	50p
TC44	50p
TC47	36p

4.8 & 12 Amps Texas TO220

Suffice A=100V	
B=100V	
C=300V	
D=400V	
M=600V	
HA	
HC106A	46p
HC106B	47p
HC106C	49p
HC106D	59p
HC106H	69p
HC116A	68p
HC116B	68p
HC116C	71p
HC116D	73p
HC116H	80p
12A	
HC126A	72p
HC126B	72p
HC126C	73p

TRIACS Texas 400V TO220 Case

TC206D (4A)	66p
TC225D (4A)	74p
TC226D (1A)	88p
TC236D (12A)	1.16
TC246D (16A)	1.22
TC246D (16A)	1.22
TC253D (20A)	1.22
TC263D (25A)	1.90
	2.11

OPTO ELECTRONICS

NS3771	78p
NS3772	78p
NS3773	98p
NS3774	80p
NS3775	1.25
NS3776	1.35
NS3777	1.70
NS3778	4.80
NS3779	6.09
NS3780	5.72
NS3781	6.56
NS3782	1.00
NS3783	1.06
NS3784	2.30
NS3785	2.54
NS3786	2.19
NS3787	2.06
NS3788	2.76
NS3789	2.99
NS3790	3.66
NS3791	4.80
NS3792	2.40
NS3793	1.50
NS3794	1.99
NS3795	1.99

ZENER DIODES 400-500mW 2.4-47V

1.3 Watt	
4.4 Series	
3.3-82V	15p
2.5 Watt	
E24 Series	
7.5 Series	1.10
20W Pos. Stud (B793 series)	
E24 values	2.00
7.5-75V	

BRIDGE RECTIFIERS (PIV shown in brackets)

Large clear	
Large 100V times bracket	
RSU 36p	28p
GSU 12p	28p
YSU 42p	34p
Tr-colour fln	
RS18	75p

TRANSISTORS

2N4004	1.50
2N914	20p
2N916	39p
2N917	65p
2N918	33p
2N919	31p
2N920	45p
2N921	20p
2N922	30p
2N923	24p
2N924	25p
2N925	25p
2N926	25p
2N927	25p
2N928	25p
2N929	25p
2N930	25p
2N931	25p
2N932	25p
2N933	25p
2N934	25p
2N935	25p
2N936	25p
2N937	25p
2N938	25p
2N939	25p
2N940	25p
2N941	25p
2N942	25p
2N943	25p
2N944	25p
2N945	25p
2N946	25p
2N947	25p
2N948	25p
2N949	25p
2N950	25p
2N951	25p
2N952	25p
2N953	25p
2N954	25p
2N955	25p
2N956	25p
2N957	25p
2N958	25p
2N959	25p
2N960	25p
2N961	25p
2N962	25p
2N963	25p
2N964	25p
2N965	25p
2N966	25p
2N967	25p
2N968	25p
2N969	25p
2N970	25p
2N971	25p
2N972	25p
2N973	25p
2N974	25p
2N975	25p
2N976	25p
2N977	25p
2N978	25p
2N979	25p
2N980	25p
2N981	25p
2N982	25p
2N9	

40 Cricklewood Broadway, London NW2 3JG. Tel: 01-455 0161. Telex: 914977
 This is a small list from our vast stock. Full price list free on request. You may order by phone, quoting Access, Visa or American Express nos. or by normal mail order. Callers welcome. All in stock items (95% ex stock) go out same day. Please add 15% VAT & 70p p.p. Govt. Depts. schools, etc. orders welcome. Overseas orders no VAT items (plus extra p.p. Quantity discounts negotiable)

CRICKLEWOOD - STOCKING PARTS OTHER STORES CANNOT REACH!

31143	2.85	BC167B	13p	BC461	33p	BD478	83p	BF371	1.20	MPSA14	45p	AP3-8912	5.59
31157	3.00	BC168	10p	BC478	29p	BD479	1.32	BF379	50p	MPSA16	30p	AT5-2376	4.80
31153	2.47	BC168	10p	BC479	30p	BD481	1.32	BF41	1.18	MPSA18	60p	CA300	5.89
31154	2.56	BC168	10p	BC516	40p	BD484	1.20	BF51	2.3p	MPSA20	48p	CA302	4.95
IN300	6.93	BC169	10p	BC517	40p	BD488	1.59	BF52	2.3p	MPSA42	49p	CA302	4.10
31201	2.98	BC169B	10p	BC547	13p	BD492	3.47	BF52	2.3p	MPSA43	49p	CA307	4.82
31205	9.5p	BC169B	10p	BC547A	13p	BD493	2.00	BF53	31p	MPSA44	49p	CA307	4.30
42521	2.77	BC170	15p	BC558	14p	BD494	2.50	BF54	40p	MPSA45	49p	CA310	4.82
42524	2.75	BC170A	17p	BC548	12p	BD497	2.00	BF54A	68p	MPSA46	40p	CA312	4.75
42064	2.63	BC170B	17p	BC548A	13p	BD497	3.40	BF75	75p	MPSA46	47p	CA313	4.12
42080	2.00	BC170C	17p	BC548B	14p	BD497	3.75	BF76	50p	MPSA70	45p	CA314	2.35
42090	2.00	BC171	12p	BC548C	15p	BD498	1.74	BF77	80p	MPSA92	39p	CA315	2.62
42039	1.80	BC171A	15p	BC549	13p	BD498	1.70	BF78	80p	MPSA93	39p	CA316	2.57
42031	97p	BC171B	15p	BC549B	14p	BD499	1.75	BF79	79p	MPS101	42p	CA317	2.57
42032	1.80	BC172	15p	BC549C	15p	BD501	1.80	BF81	1.8p	MPS151	81p	CA318	2.00
42033	1.83	BC172A	15p	BC550	30p	BD501	5.25	BSW41	95p	MPSU01	94p	CA320	2.00
42035	1.94	BC172B	15p	BC550C	33p	BD501	6.15	BSW67	1.00	MPSU04	1.22	CA322	3.12
42036	95p	BC172C	16p	BC557	15p	BD61	1.60	BSW70	1.00	MPSU05	55p	CA324	2.52
42030	60p	BC173	11p	BC557A	16p	BD61	2.30	BS19	24p	MPSU06	56p	CA326	1.21
42031	67p	BC173B	11p	BC557B	15p	BD62	2.34	BS20	20p	MPSU07	75p	CA328	2.53
42032	67p	BC173C	11p	BC558	14p	BD62	3.75	BS21	40p	MPSU11	96p	CA329	2.44
42033	2.22	BC174	21p	BC558A	15p	BD62	3.75	BS22	34p	MPSU56	59p	CA330	2.97
42034	2.90	BC174A	24p	BC558B	16p	BD61	1.00	BS27	78p	MPSU57	1.20	CA331	2.18
42032	4.80	BC174B	24p	BC558C	17p	BD61	75p	BS28	56p	MPSU57	1.20	CA332	2.35
42033	2.60	BC175	75p	BC559	15p	BD62	70p	BS29	34p	MA421	42p	CA335	2.75
42034	2.84	BC175	75p	BC559B	16p	BD62	80p	BS29	34p	MA421	42p	CA335	2.75
42040	1.39	BC177A	25p	BC559C	17p	BD63	38p	BS30	75p	MPS450A	42p	CA336	2.00
42040	1.39	BC177B	25p	BC559D	18p	BD63	38p	BS31	80p	MPS450B	42p	CA337	2.00
42048	1.57	BC178	17p	BC560C	34p	BD63	50p	BS34	80p	MPS450C	42p	CA338	2.00
42041	1.80	BC178A	24p	BC560	1.15	BD63	58p	BS37	77p	MPS450D	42p	CA339	2.00
42041	2.85	BC178B	24p	BC560A	1.15	BD63	58p	BS37	77p	MPS450E	42p	CA340	2.00
42042	90p	BC179	20p	BC561	1.15	BD64	58p	BS37	77p	MPS450F	42p	CA341	2.00
42043	90p	BC179A	20p	BC561A	1.15	BD64	58p	BS37	77p	MPS450G	42p	CA342	2.00
42044	90p	BC179B	20p	BC561B	1.15	BD64	58p	BS37	77p	MPS450H	42p	CA343	2.00
42045	90p	BC179C	20p	BC561C	1.15	BD64	58p	BS37	77p	MPS450I	42p	CA344	2.00
42046	90p	BC179D	20p	BC561D	1.15	BD64	58p	BS37	77p	MPS450J	42p	CA345	2.00
42047	90p	BC179E	20p	BC561E	1.15	BD64	58p	BS37	77p	MPS450K	42p	CA346	2.00
42048	90p	BC179F	20p	BC561F	1.15	BD64	58p	BS37	77p	MPS450L	42p	CA347	2.00
42049	90p	BC179G	20p	BC561G	1.15	BD64	58p	BS37	77p	MPS450M	42p	CA348	2.00
42050	90p	BC179H	20p	BC561H	1.15	BD64	58p	BS37	77p	MPS450N	42p	CA349	2.00
42051	90p	BC179I	20p	BC561I	1.15	BD64	58p	BS37	77p	MPS450O	42p	CA350	2.00
42052	90p	BC179J	20p	BC561J	1.15	BD64	58p	BS37	77p	MPS450P	42p	CA351	2.00
42053	90p	BC179K	20p	BC561K	1.15	BD64	58p	BS37	77p	MPS450Q	42p	CA352	2.00
42054	90p	BC179L	20p	BC561L	1.15	BD64	58p	BS37	77p	MPS450R	42p	CA353	2.00
42055	90p	BC179M	20p	BC561M	1.15	BD64	58p	BS37	77p	MPS450S	42p	CA354	2.00
42056	90p	BC179N	20p	BC561N	1.15	BD64	58p	BS37	77p	MPS450T	42p	CA355	2.00
42057	90p	BC179O	20p	BC561O	1.15	BD64	58p	BS37	77p	MPS450U	42p	CA356	2.00
42058	90p	BC179P	20p	BC561P	1.15	BD64	58p	BS37	77p	MPS450V	42p	CA357	2.00
42059	90p	BC179Q	20p	BC561Q	1.15	BD64	58p	BS37	77p	MPS450W	42p	CA358	2.00
42060	90p	BC179R	20p	BC561R	1.15	BD64	58p	BS37	77p	MPS450X	42p	CA359	2.00
42061	90p	BC179S	20p	BC561S	1.15	BD64	58p	BS37	77p	MPS450Y	42p	CA360	2.00
42062	90p	BC179T	20p	BC561T	1.15	BD64	58p	BS37	77p	MPS450Z	42p	CA361	2.00
42063	90p	BC179U	20p	BC561U	1.15	BD64	58p	BS37	77p	MPS450AA	42p	CA362	2.00
42064	90p	BC179V	20p	BC561V	1.15	BD64	58p	BS37	77p	MPS450AB	42p	CA363	2.00
42065	90p	BC179W	20p	BC561W	1.15	BD64	58p	BS37	77p	MPS450AC	42p	CA364	2.00
42066	90p	BC179X	20p	BC561X	1.15	BD64	58p	BS37	77p	MPS450AD	42p	CA365	2.00
42067	90p	BC179Y	20p	BC561Y	1.15	BD64	58p	BS37	77p	MPS450AE	42p	CA366	2.00
42068	90p	BC179Z	20p	BC561Z	1.15	BD64	58p	BS37	77p	MPS450AF	42p	CA367	2.00
42069	90p	BC180	20p	BC562	1.15	BD65	58p	BS38	77p	MPS450AG	42p	CA368	2.00
42070	90p	BC180A	20p	BC562A	1.15	BD65	58p	BS38	77p	MPS450AH	42p	CA369	2.00
42071	90p	BC180B	20p	BC562B	1.15	BD65	58p	BS38	77p	MPS450AI	42p	CA370	2.00
42072	90p	BC180C	20p	BC562C	1.15	BD65	58p	BS38	77p	MPS450AJ	42p	CA371	2.00
42073	90p	BC180D	20p	BC562D	1.15	BD65	58p	BS38	77p	MPS450AK	42p	CA372	2.00
42074	90p	BC180E	20p	BC562E	1.15	BD65	58p	BS38	77p	MPS450AL	42p	CA373	2.00
42075	90p	BC180F	20p	BC562F	1.15	BD65	58p	BS38	77p	MPS450AM	42p	CA374	2.00
42076	90p	BC180G	20p	BC562G	1.15	BD65	58p	BS38	77p	MPS450AN	42p	CA375	2.00
42077	90p	BC180H	20p	BC562H	1.15	BD65	58p	BS38	77p	MPS450AO	42p	CA376	2.00
42078	90p	BC180I	20p	BC562I	1.15	BD65	58p	BS38	77p	MPS450AP	42p	CA377	2.00
42079	90p	BC180J	20p	BC562J	1.15	BD65	58p	BS38	77p	MPS450AQ	42p	CA378	2.00
42080	90p	BC180K	20p	BC562K	1.15	BD65	58p	BS38	77p	MPS450AR	42p	CA379	2.00
42081	90p	BC180L	20p	BC562L	1.15	BD65	58p	BS38	77p	MPS450AS	42p	CA380	2.00
42082	90p	BC180M	20p	BC562M	1.15	BD65	58p	BS38	77p	MPS450AT	42p	CA381	2.00
42083	90p	BC180N	20p	BC562N	1.15	BD65	58p	BS38	77p	MPS450AU	42p	CA382	2.00
42084	90p	BC180O	20p	BC562O	1.15	BD65	58p	BS38	77p	MPS450AV	42p	CA383	2.00
42085	90p	BC180P	20p	BC562P	1.15	BD65	58p	BS38	77p	MPS450AW	42p	CA384	2.00
42086	90p	BC180Q	20p	BC562Q	1.15	BD65	58p	BS38	77p	MPS450AX	42p	CA385	2.00
42087	90p	BC180R	20p	BC562R	1.15	BD65	58p	BS38	77p	MPS450AY	42p	CA386	2.00
42088	90p	BC180S	20p	BC562S	1.15	BD65	58p	BS38	77p	MPS450AZ	42p	CA387	2.00
42089	90p	BC180T	20p	BC562T	1.15	BD65	58p	BS38	77p	MPS450BA	42p	CA388	2.00
42090	90p	BC180U	20p	BC562U	1.15	BD65	58p	BS38	77p	MPS450BB	42p	CA389	2.00
42091	90p	BC180V	20p	BC562V	1.15	BD65	58p	BS38	77p	MPS450BC	42p	CA390	2.00
42092	90p	BC180W	20p	BC562W	1.15	BD65	58p	BS38	77p	MPS450BD	42p	CA391	2.00
42093	90p	BC180X	20p	BC562X	1.15	BD65	58p	BS38	77p	MPS450BE	42p	CA392	2.00
42094	90p	BC180Y	20p	BC562Y	1.15	BD65	58p	BS38	77p	MPS450BF	42p	CA393	2.00
42095	90p	BC180Z	20p	BC562Z	1.15	BD65	58p	BS38	77p	MPS450BG	42p	CA394	2.00
42096	90p	BC181	20p	BC563	1.15	BD66	58p	BS39	77p	MPS450BH	42p	CA395	2.00
42097	90p	BC181A	20p	BC563A	1.15	BD66	58p	BS39	77p	MPS450BI	42p	CA396	2.00
42098	90p	BC181B	20p	BC563B	1.15	BD66	58p	BS39	77p	MPS450BJ	42p	CA397	2.00
42099	90p	BC181C	20p	BC563C	1.15	BD66	58p	BS39	77p	MPS450BK	42p	CA398	2.00
42100	90p	BC181D	20p	BC563D	1.15	BD66	58p	BS39	77p	MPS450BL	42p	CA399	2.00
42101	90p	BC181E	20p	BC563E	1.15	BD66	58p	BS39	77p	MPS450BM	42p	CA400	2.00
42102	90p	BC181F	20p	BC563F	1.15	BD66	58p	BS39	77p	MPS450BN	42p	CA401	2.00
42103	90p	BC181G	20p	BC563G	1.15	BD66	58p	BS39	77p	MPS450BO	42p	CA402	2.00
42104	90p	BC181H	20p	BC563H	1.15	BD66	58p	BS39	77p	MPS450BP	42p	CA403	

Tandy® Testers For Reliability Accuracy and Value ...



£44⁹⁵

Micronta™ Multitesters
- A Must For The
Electronics
Hobbyist!


£54⁹⁵




A. 21 Ranges - 30,000 Ohms/Volt. Features "beep" continuity function and easy access to battery and fuse compartment. DC Volts: 0 to 1000, 7 ranges. AC Volts: 0 to 1000, 5 ranges. DC Current: 0 to 1000, 5 ranges. DC Current: 0 to 10 amps, 5 ranges. Resistance: 0-1-10k-1-10 megs. (Centre Scale 10) dB: -20 to +62 dB. 5 ranges. Accuracy: ±3% DC, ±4% AC 6¹/₁₆ x 57¹/₁₆ x 2⁵/₈". With instruction manual. Requires one 9V, and one "C" battery. 22-210 £44.95

21-Range Digital Display Multitester Audible continuity function sounds at less than 300 ohms circuit resistance. Overload protected in all ranges. DC Volts: 200 mV-2-20-200-2000V (max. 1000V). AC Volts: 2-20-200-2000V (max. 500V). Accurate from 45 Hz to 10 kHz. 200mA, AC and DC. Resistance: 200 ohms-2k-20k-200k-2 megs-20 megs. 6³/₈ x 3¹/₂ x 1³/₈". Requires two "AA" batteries. 22-191 £54.95

... and a Vast Range of Electronics Components



A. Portable Solar Panel. Will power radios, calculators and many other devices. Total output in sunlight: 80 milliamperes at 6v, 40 mA at 12v. 5³/₄ x 4¹/₈ x 5⁵/₈". 277-1250 £19.95




B. High Power 6-9-12 Volt DC Auto Adapter. Delivers 6v at up to 1/2 an amp, 9v at up to 900 mA, and 12v at up to 3 amps. Four plug adapter Reversible polarity. 270-1562 £9.99



C. Auto Headlight Reminder. Auto headlight reminder beeps for ten seconds! LED flashes until you turn off your lights! 270-110 £3.49



D. Engineers Notebook II. Revised to give more practical circuits and data. Large, schematic diagrams. Various tips for beginners too. 128 pages. 276-5002 £1.99



E. Auto Electrical System Analyzer. LEDs show condition of battery, alternator and regulator. Plugs into lighter socket. 12v DC neg. gnd. 22-1635 £4.49

OVER 300 STORES AND DEALERSHIPS NATIONWIDE
Check your phone book for the Tandy Store or Dealer nearest you

Known as Radio Shack In the USA
Prices may vary at individual stores.
Offers subject to availability.

EFFICIENT RECESSION

WE have recently heard many comments about how the recession will make sure businesses are run in a highly efficient manner, will weed out the dead wood and eventually lead to a boom in the UK economy and a long period of prosperity. Although this is little consolation for those that have been made jobless over the past couple of years, it does appear to have some foundation and a promise of better things ahead.

Having worked in a Government department there is no doubt that some of them need to be more efficient and cost effective. Can you believe that the British Standard for Electronic Symbols (Section 20 Semiconductor Devices) has not been changed since 1968?

There have been many changes in the semiconductor area since 1968 and this was brought home recently when we looked in BS3939 for a programmable unijunction transistor symbol. Of course such a device is simply not covered.

NEW GROUND

A development that we feel may have more than a little to do with the recession is the recent introduction of

retail sales operations by a couple of industrial suppliers. EMOS, part of Grenson Electronics was formed to supply the hobbyist, and we on PE like to think we had something to do with it. Back in February '82 we published a design for a Bench PSU, which had been developed by Grenson and they supplied a kit for it. The kits sold so well it encouraged Grenson to start EMOS—something they had been considering anyway. Of course the recession and available stock may have had some bearing on their intention to break new ground and find extra outlets for their products.

The same may be true of JEE Distribution. This industrial distributor operates from premises with a shop front in South West London. They have recently decided that they may as well use the shop to sell to hobbyists, since it is there, and stocked with a range of 4000 different items. JEE are also "putting a finger in the wind" to test the mail order market.

We wish these companies well, perhaps the recession will result in an overall gain for our hobby.


THEIR DUTY

There is one area where the Government could help "at a stroke" the UK

and the working population. A duty change would encourage manufacture in the UK rather than in Taiwan or Hong Kong. The required change is to either lower import duty on electronic components or impose a similar duty on imported manufactured electronic items.

Take the humble Sinclair computer; some of the chips are made in the UK, but many are imported, duty paid, from abroad.

The cost of assembly on each computer is very low in comparison with its final selling price and there is therefore little to be gained by manufacturing in Taiwan, as far as this cost is concerned. However, add this small saving to the additional saving on import duty when a ready made unit is shipped in, and you can see one of the reasons why foreign manufacture is attractive. (We should also be aware that the more items made in each Taiwan factory the bigger their buying power and therefore the lower the component costs; this can lead to a snowball effect). So come on Maggie why not sort that one out soon so Uncle Clive stays with the UK?



EDITOR Mike Kenward

Gordon Godbold ASSISTANT EDITOR

David Shortland ASSISTANT EDITOR/PRODUCTION

Mike Abbott TECHNICAL EDITOR

Brian Butler TECHNICAL SUB EDITOR

Jack Pountney ART EDITOR

Keith Woodruff ASSISTANT ART EDITOR

John Pickering SEN. TECH. ILLUSTRATOR

Isabelle Greenaway TECH. ILLUSTRATOR

Jenny Tremaine SECRETARY

ADVERTISEMENT MANAGER

D. W. B. Tilleard } 01-261 6676
SECRETARY **Christine Pocknell** }

AD. SALES EXEC. **Alfred Tonge** 01-261 6819

CLASSIFIED SUPERVISOR **Barbara Blake** 01-261 5897

AD. MAKE-UP/COPY **Ian Sweeney** 01-261 6601

Technical and Editorial queries and letters (see note below to):

Practical Electronics Editorial,
Westover House,
West Quay Road, Poole,
Dorset BH15 1JG

Phone: Editorial Poole 671191

We regret that lengthy technical enquiries cannot be answered over the telephone

Queries and letters concerning advertisements to:

Practical Electronics Advertisements,
King's Reach Tower,
King's Reach, Stamford Street, SE1 9LS
Telex: 915748 MAGDIV-G

Letters and Queries

We are unable to offer any advice on the use or purchase of commercial equipment or the incorporation or modification of designs published in PE. All letters requiring a reply should be accompanied by a stamped, self addressed envelope, or addressed envelope and international reply coupons, and each letter should relate to one published project only.

Components and p.c.b.s are usually available from advertisers; where we anticipate difficulties a source will be suggested.

Back Numbers

Copies of most of our recent issues are available from: Post Sales Department (Practical Electronics), IPC Magazines Ltd., Lavington House, 25 Lavington Street, London SE1 0PF, at £1 each including Inland/Overseas p&p. Please state month and year of issue required.

Binders

Binders for PE are available from the same address as back numbers at £4.60 each

to UK or overseas addresses, including postage and packing, and VAT where appropriate. Orders should state the year and volume required.

Subscriptions

Copies of PE are available by post, inland or overseas, for £13.00 per 12 issues, from: Practical Electronics, Subscription Department, Oakfield House, Perrymount Road, Haywards Heath, West Sussex RH16 3DH. Cheques and postal orders should be made payable to IPC Magazines Limited.

Items mentioned are available through normal retail outlets, unless otherwise specified. Prices correct at time of going to press.

MOTOROLA'S MOTORCAR

Motorola's Director of Strategic Marketing has forecast that the automotive semiconductor market will treble by 1987. Setting this against a somewhat gloomier outlook for other market segments has led to the setting up of the Milton Keynes Strategic Automotive Group.

Here, the focal point of an effort to evolve the microelectronics to revolutionise the motorcar is - *the Motorcar!* This is a stripped out hatchback from which *half a kilometre* of conventional wire has been removed, and replaced with a mere 65 metres of wire and 10 metres of fibre optic cable. The Motorcar has many electronic systems installed which, it is claimed, will become standard over the next decade. The purpose of Motorola's Milton Keynes facility is not to sell black box systems, but to act as a chip source and data base for companies who wish to take their technology to the market place.

For example, the Motorcar's ignition design has given birth to a specialised 6805 microcomputer called the MC6805S2, and this will interface to the engine by way of a *two chip* ignition system currently being developed in Geneva. Single wire control systems around the vehicle have necessitated the development of a TMOS power switch with *integral* CMOS decoder.

The Vehicle Condition Monitor gathers information on fluid levels and temperatures etc. All timings, including those of the windscreen wipers and indicators, are set up by the Central Timer Unit. Each piece of electrical apparatus around the car is addressed via the



SOME SORT OF PHASE ANOMALY IN THE HIGH RESOLUTION A TO D CONVERTER, EH? RIGHT, WHERE'S ME 'AMMER?

bus. Being referred to as *outstations*, each load will report its status back to the processing unit.

Even repeatability of creature comfort is catered for by the fibre-optic multiplex Seat unit which controls and memorises the driver's seat position. The Driver Information system provides normal dashboard and trip computer readout, plus warning messages from the vehicle's condition monitors.

48K LYNX


A new microcomputer from a British manufacturer is now in the shops. The 48K Lynx from Computers has a wide range of facilities and is ultimately expandable to 192K. All the professional High Street buyers give it the thumbs up, and are favouring it against its more expensive counterparts. Features include high resolution colour graphics and add on memory to 96K, 128K or right up to 192K. Although Computers



are launching a full range of peripherals specially designed for the Lynx, this does not exclude connecting to other manufacturers' equipment, as there is an RS232 port and RGB + sync and composite video sockets. The standard Lynx comes with a fast and comprehensive Basic which was specially written to make the most of the Z80A microprocessor. Good for the beginner and the experienced operator alike this new computer offers great value at £225 inc. VAT.

DIMMING DESK

M.J.L. Systems Ltd. have announced a range of dimming desks and power packs, utilising digital control. For both fixed and portable installations, the new systems combine versatility with lower costs. Bringing professional power dimming within the reach of those previously excluded by prohibitive costs, these desks should be a welcome change to lower budget buyers. Currently available are desks with between 6 and 18 channels (12 channel pictured). Ranging from £55 to £260 (exc. VAT) this equipment or free information is available from M.J.L. Systems Ltd., 45 Worthley Road, W. Croydon, Surrey. (01-689 4138).




NEW SCOPE

The newly introduced V-203F and V-353F oscilloscopes from Hitachi-Denshi feature a fully variable sweep delay system which enables any section of a waveform to be greatly expanded thus allowing more detailed examination of complex signals.

The sweep delay time is variable between 1µsec and 100msec via a five way switch and coarse and fine variable controls. Delay time jitter is better than 1 part in 5,000 so very high levels of expansion can be achieved.

The V-203F is a 20MHz dual trace model featuring 1mV/div vertical sensitivity, add and subtract modes, active sync, separation for video signals, and a rectangular CRT with internal graticule and variable illumination. The V-353F has a 35MHz bandwidth, a higher tube


E.H.T., a signal delay line, and a higher calibrated max sweep speed of 20 nsec/div. Costing £340 for the V-203F, and £480 for the V-353F (excluding VAT), these competitively priced items are available from Reltech Instruments, Coach Mews, St Ives, Huntingdon, Cambs, PE17 4BN. (0480 63570).



MARKET PLACE

RS Move

Our good friends R.S. Components, the well known electromechanical distributors, are planning a big move for 1984. They will be moving the majority of their existing operations to one massive new HQ complex at Weldon, near Corby in Northamptonshire. This mammoth task has been brought about by company expansion and a need for future growth. A large amount of the 1000 employees will also be making the move, nevertheless some will not, and of course this will be good news for the people of the Corby area who have had few job opportunities in recent years.



The new premises costing £12.5 million includes 335,000 square feet of high bay warehouse, factory and office space. Ground work began on the 28 acre site earlier last summer and completion is planned for early in 1984. The only remaining operations will be the Birmingham and Manchester distribution centres and a London trade counter. R.S. Components rely heavily on the Post Office for their efficient same day despatch service, and expect a comparable if not better service after their move. At present the London branch are handling up to 10,000 parcels per day.

IBA Guide

The annual publication and guide to independent broadcasting from the IBA is now on the stands. Entitled 'Television and Radio 1983', it gives lots of in depth information about all aspects of broadcasting, from breakfast television to independent local radio. Sport, art, religion, drama and science are among the main topics covered, and this handbook gives a good insight into the industry. Priced at £3.50 it is available from all leading booksellers.

CABLETIME

The blackness, oh the echoing blackness
In the labyrinth beneath the street
Where dank and dripping walls perspire
By rats with pattering feet
A robot from a cavern will come
Its servo's, Satan's choir
And it shall be armed with superglue
And one hundred miles of wire

Nonsense rhyme, but true! If the viability study of the water industry and the UEI high technology group yields positive results, Britain may be spared the judder of the pneumatic drill when laying in those television cables. For beneath our feet, the decaying Vic-

torian sewers, a network of pipes reaching 99 per cent of Britain's homes, could provide the answer. A cheaper answer. A quieter answer to the problem of cabling the new television networks.

The ingenious cabling system has been devised by the water industry's Water Research Centre, in co-participation with UEI (United Engineering Industries). The three companies active within the UEI are: Link Electronics, Micro Consultants and Quantel.

Cabletime is the joint venture's company name, and its aim is to prove by trials that television conduits could be superglued to the ceilings of sewers by small robots.

Bearing in mind recent media glimpses of overseas cable television, let us hope that we have no cause to look upon this mode of delivery as appropriate to the programme material.

ANALOGUE SIGNAL ANALYSER

An Analogue Signal Display and Analysis System which effectively provides the facilities of a large screen storage oscilloscope through the use of microcomputer technology has been produced by GSL. The system has a two channel input and can accept frequencies up to the high audio range.

Seen as having application in a wide range of fields such as research and education where its realistic price and great versatility gives it immediate advantages over the alternatives, the display of the GSL system can be provided in either time or frequency domains, i.e. with either time or frequency along the X axis.

A fixed number of screens of data can be retained in memory and these can be recalled for subsequent comparison. A printer is available to allow a hard copy of any display produced. The printer prints from the left to allow continuous records to be formed from a number of screens of data. The resolution of the printer is matched to that of the computer.

The system uses a BBC/Acorn model B microcomputer with an analogue to digital

interface unit connected to the computer via its 1MHz bus.

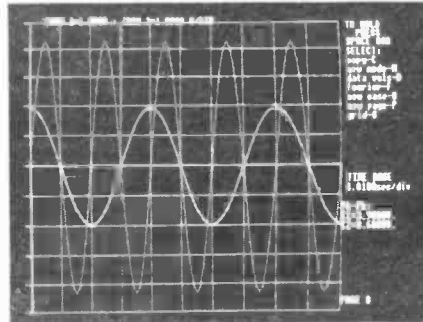
The computer features high resolution graphics, the display has a resolution of 1 in 250 on the Y axis and 1 in 500 across the X axis. In the time domain 100 sample values are taken per channel per plot, this is reduced to 50 when in the frequency domain which is analysed via a fourier transformation. This analysis can be performed on either channel. Up to five frequency domain plots can be held in memory for comparison with the current plot.

A colour version of the system is priced at £1407.60, a black and white version at £1206.35 and the Analogue Signal Analyser at £263.00 (all prices include VAT). GSL, 2 North Way, Andover, Hants (0264) 58744.

CAR COMPUTER

The PE Car Computer (published in December 81, and January 82 issues) has a special mode of operation which can be used to measure the acceleration performance of the car. An article on using this feature to tune the car for best performance and economy, and to evaluate the effect of various fuel saving devices, is now available from the PE editorial office. Six graphs are included which show the effect of adjustments, and of a couple of 'bolt on goodies'; one of which produces improved acceleration time and mpg.

To receive the article, send a large self-addressed envelope carrying a 22p stamp to the PE editorial office (address on page 17) with a request for the 'PE Computer Dynamic Car Tuning' article.



Fidelity Cordless Telephones

British Telecom has awarded its first order for cordless telephones to Fidelity Radio, the London based manufacturer and supplier of consumer electronics equipment.

This initial order, which is worth over £1 million, covers the design, development and the supply of the cordless telephone system. Deliveries will start early this year and should be completed by the summer.

The Fidelity system will operate with a compact base unit linked to an independent handset via Home Office approved radio frequencies.

The handset will be lightweight and portable and have a range of up to 200 metres from the base unit. The system will incorporate full duplex facilities, push-button dialling, re-dial capability, patented security device and other features. It will comply with all the required technical specifications and thus be compatible with the existing British Telecom network.

DBS News

Suggestions recently submitted by the advisory council set up by the Government to recommend technical standards for direct broadcasting by satellite (DBS) have been adopted by the government. The BBC's proposed systems, PAL and E-PAL, have been given the elbow. The panel much preferred the IBA system MAC, as a generally more compatible and technically superior option. The panel also favour the IBA's sound system Type C, as opposed to the BBC's Type A. Further suggestions urged the Government to adopt these proposals as soon as possible, to secure maximum international collaboration and hopefully influence European options for a future standard and have resulted in the Government's swift action. The two-channel service due in 1986 will permit both individual household reception and community reception for cable distribution. The system has better picture quality and stereophonic sound. The initial capital cost to the consumer is estimated to be around £400, falling to £300 or less when demand grows. The outdoor units with improved sound arrangements dominate the total cost, and are compatible with existing receivers. The BBC have been awarded the first two channels.

VHD Video Disc Postponed

In a recent joint statement from Thorn EMI and JVC the "uncertain economic and market environment" was blamed for the indefinite suspension of the VHD video disc launch.

This news which will enable Philips and other licensees of the optical video disc technology the opportunity to establish the LaserVision system as the accepted format for disc players, will also hopefully mean that the conflicts experienced with the three incompatible video cassette formats will be avoided.

It would also appear that the future of the audio digital system (ADS) developed by JVC is to be reconsidered. The company

has signed a technology cross licensing agreement with Philips to manufacture their compact disc digital audio system which has rapidly become the accepted standard for audio digital replay.

Despite the reasons given by JVC and Thorn EMI for postponing their launch, Philips are continuing to heavily promote LaserVision with this year's advertising budget being in excess of £3 million and although the penetration into the UK market has been slow. Jimmy Dunkley, Philips UK Audio and LaserVision director, recently commented that the long term prospects for the system were encouraging and a progressive upturn in sales is expected.

SONY STEREO VIDEO

The video boom continues to gather momentum in the UK, with the introduction of yet another quality machine from Sony. Planned for the top end of the market the C9 is a stereo, Beta-format recorder.

A front loading slimline, and fully rackable system such as this will certainly stimulate both hardware and software manufacturers alike to further explore the stereo video market. Already the main distributors of pre-recorded video cassettes are producing their titles in stereo wherever possible, suggesting 1983 will be another big year for video in the UK. The C9 will be compatible with the F1 system offering portability to those with a more creative outlook. Sony believe that once consumers have experienced stereo video they will be 'dissatisfied' with anything less, 'a bold statement', but if it turns out to be true then it will certainly put pressure on the broadcasting companies to provide stereo transmission sooner than their (mid eighties) predictions.


Tuning is automatic, and the C9's nine-event, two-week timer is set by a simple logic-controlled sequence of button pushes.

Warning circuitry is incorporated which is activated in the event of, for example, someone endeavouring to set the time to record two over-lapping programmes. Also built-in is a battery which will protect timer programming in the event of short interruptions to the power supply.

The C9 is fitted with a real-time tape counter and tape-remaining indicator. These features, coupled with dramatically improved automatic programme search and a "go-to-zero" facility make the tasks of planning and locating recordings particularly easy to perform.

A full-feature infra-red remote control is standard equipment with the C9, which is also fitted with a powered camera socket and the facility to playback or record PCM encoded tapes.

The C9 retails at around £699.



MARKET PLACE

Briefly...

A solar powered aeroplane capable of carrying payloads of up to 100lbs of cameras and equipment, has been developed by Lockheed Missiles and Space, under a NASA contract. Christened the 'Solar High Altitude Powered Platform' it is said to be capable of heights between 60,000 and 80,000 feet. Powered by its solar cells which drive a large propeller and refuel batteries for night flying, it will be able to maintain these altitudes for months at a time. The solar cells cover the whole of the top surface of the wing. They provide enough power to take the 2000lb plane to 70,000 feet in less than four hours. Prospective applications include military surveillance and agricultural monitoring.

If ideas presently being discussed by the Government at the Industry Department come to fruition, then Mr. Kenneth Baker, the Information Technology Minister, could announce a £12 million spending spree on 50 new IT centres; some to be situated out of the main city areas. It is hoped they will bring training opportunities to more than 1000 young unemployed. Sites for the new centres (ITECS) have not yet been decided. Local organisations including banks, coun-

cils and private companies are co-sponsoring the scheme with the Industry Department, in which the trainees will learn such skills as programming, operating and electronics. In the lower population areas, smaller centres (SUBITECS) may be used, whereas existing ITECS have been in the worst affected unemployment areas.

Good news for hobbyists in all areas. The already well established company JEE Distribution, have opened their doors to the public, and indeed are also entering into the mail order business. Offering a range of over 4000 component and hardware items at competitive prices, the range includes everything from discrete components to instrument cases. The shop will be open during office hours, and on Saturdays between 10am and 4pm. A short catalogue is available from, and callers welcome at 43 Strathville Road, London, SW18 4QX. (01-870 0075).

POINTS ARISING...

STYLOCHORD (Dec. '82)

For those constructors who have been experiencing difficulty in obtaining the Top Octave Generator i.c. S50240 for this pro-

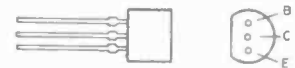
ject, the device is manufactured by and available from, AMI Microsystems Ltd., 108a Commercial Road, Swindon, Wiltshire SN1 5PL. Tel: 0793 37852. It is also available as MOSTEX device MK50240.

COMBO AMPLIFIER (Sept. '82)

In Fig. 2.7, the pin-outs of TR4 and TR5 (2SC1775e) were shown incorrectly. The illustration below shows the correct orientation, and how these transistors should be pre-formed to suit the Combo p.c.b.

These Hitachi devices are available from Hart Electronic Kits Ltd., Penylan Mill, Oswestry, Shropshire. Tel: 0691 2894.

AS SUPPLIED



T092

2SC1775

ES1022

SHOULD BE FORMED TO THIS STYLE



PRE-FORMED TO5

Countdown...

Please check dates before setting out, as we cannot guarantee the accuracy of the information presented below. Note: some exhibitions may be trade only. If you are organising any electrical/electronics, radio or scientific event, big or small, we shall be glad to include it here. Address details to Mike Abbott.

Christmas Holography (+ items for sale) Dec. 2-Mar. Light Fantastic Gallery, London. A8

Home Computer Fair Jan. 20-22. Central Library, Sutton. (£ 01-661) 5050).

Peripherals Feb. 2-4. Cunard Int. Hotel, Hammersmith, London. Z1

BEX Bournemouth Feb. 9-10. The Pavilion. K

Microsystems Feb 23-25. West Cntr. Hotel, Fulham, London. Z1

CAD North Mar. 1-3. Belle Vue Ex. Cntr., Manchester Z1

Mailing Efficiency Mar. 1-3. Bloomsbury Cntr. Hotel, London. Z

Local Networks Mar. 8-10. Royal Lancaster Hotel, London. O

Component Fair (Pontefract & District Amateur Radio Society) Mar. 13. Carlton Grange Community Centre, Carlton, Pontefract. F2

Laboratory Edinburgh Mar. 16-17. Assembly Rooms, George St. E

Brighton Electronics March. T

BEX Leeds Mar. 16-17. Dragonara Hotel. K

INSPEX Mar. 21-25. National Exhibition Cntr. Birmingham International. Z1

Sensors & Systems Mar. 22-24. The Forum, Wythenshawe. T

Compec Wales Mar. 22-24. Cardiff University. Z1

ETM (Electronic Test/Measurement) Mar. 22-24. The Forum, Wythenshawe, Manchester. T

Laboratory Manchester Mar. 23-24. New Century Hall, Corporation St. E

American Holography Mar.-June inc. Light Fantastic Gallery, Covent Garden, London. A8

London Computer Fair April 14-16. Central Hall, Westminster. B5

All Electronics Show April 19-21. Barbican Cntr. London. E

Fibre Optics April 19-21. Porter Tun Rooms, The Brewery (!), Chiswell St., London EC1. E

International Materials Handling April 19-26. Earls Court. I

International Packaging Exhibition April 25-29. NEC B/ham. I

HEVAC (Heating, Ventilation & Air Cond.) Apr. 26-28. Barbican. I

Biotech May 4-6. Wembley. O

The Business Computer Show May 10-12. Wembley. O

Defence Components Expo May 10-12. Metropole, Brighton. I

Computers In The City (conf. & ex.) May 24-26. Barbican. O

Business Telecom May 24-26. Barbican. O

International Wood Processing May 24-27. Wembley Conf. Cntr. Z

A7 Institute Of Acoustics £ 031 225 2143

A8 Holographic Exhibitions £ 01-836 6423

E Evan Steadman £ 0799 22612

F2 Pontefract & District Am. Rad. Soc. £ 0977 791071

I Industrial Trade Fairs £ 021 705 6707

K Douglas Temple Studios £ 0202 20533

L1 World Trade Cntr., Europe Ho., London E1

N Institute Electrical & Electronic Engineers

O Online £ 09274 28211

Q Exhibitions For Industry £ 08833 4371

T Trident £ 0822 4671

V1 Jack Tootill, Ipswich Radio Club

Z BETA Exhibitions £ 01-405 6233

Z1 IPC Exhibitions £ 01-643 8040

BATTERY to MAINS INVERTER

Michael Tooley B.A. **David Whitfield** M.A. M.Sc.

THE keen DIY motorist who has a garage which is separate from the house or, even worse, which is in a separate block altogether, will be only too familiar with the frustrations of working without mains electricity. What is often described as "conveniently nearby" in estate agents' particulars, all too often turns out to be alarmingly expensive in terms of the length of mains extension lead required. Sometimes, however, even a temporary extension lead is not a practical proposition because of an intervening road or footpath.

A popular solution to this problem is to use tools, lamps and accessories which have been specifically designed to operate from a standard 12 volt battery supply. This unfortunately greatly limits the choice available, and involves maintaining a range of equipment which may only be used for working on the car.

An alternative approach is to provide a substitute mains supply, usually from either a petrol driven generator or from a 12 volt-to-mains inverter. Generators require a significant capital investment and, unless required for sustained use, are usually hired when required. Rotary electromechanical inverters are often used from 24/28 volt supplies, but are not usually cost effective for DIY applications. This article describes an electronic 12 volt-to-mains inverter for loads of up to 50 watts, using only standard stock components. The use of the inverter as an automatic standby mains supply (e.g. for central heating pump power during power interruptions) is also described.

DESIGN CONSIDERATIONS

When contemplating the design of an electronic d.c.-to-mains inverter, one of the first considerations is inevitably the nature of the load(s) to be supplied. Typical loads for the DIY motorist fall mainly into one of three categories; loads of below approximately 50 to 100 watts (inspection lamps, soldering irons, diagnostic test equipment, etc.), loads of around 250 to 500 watts (electric drills, power tools, etc.), and those of the full 3 kW type (electric fires, arc welders, etc.).

Assuming that an electrical efficiency of around 75 to 80% may be expected from an electronic inverter, the load categories above represent demand currents from a standard car battery (nominal voltage=13.2 volts) of approximately 5 to 10 amps, 25 to 50 amps, and 300 amps, respectively. By contrast, the storage capacity of a car battery is typically somewhere in the range 40 to 60 ampere-hours, depending on size and discharge rate.


The required battery load current immediately rules out the possibility of using an electronic inverter with a standard car battery for loads of around 3 kW. This is the type of application which really requires a petrol or diesel generator (unless, of course, money or batteries are no object!). The 250 to 500 watt class of load is practical, but really only in situations where the load is to be supplied for only a relatively short period of time; otherwise the battery will

become significantly depleted and the inverter performance will suffer. Detailed consideration of the cost and availability of suitable mains transformers and other components usually lead to the conclusion that this is a possible, but far from ideal application for an electronic inverter.

The 50 to 100 watt load range is where the concept of the electronic inverter really comes into its own. Suitable components are available ex-stock at reasonable cost, and the load imposed on a car battery is moderate enough to allow continuous operation for a number of hours. This type of inverter is also ideal for providing an automatic standby supply during periods when there is the possibility of the domestic mains supply being interrupted. A car battery may be kept permanently connected to a float charging circuit, and then be automatically switched over to the inverter supply connections when the mains is interrupted. Typically, the inverter could supply a lighting circuit and a central heating pump/controller, providing some basic amenities until power is restored; there is, after all, nothing more frustrating than having a gas central heating system rendered useless by lack of power for the pump. When the mains supply is restored, the battery charge is replenished by the float charging circuit, all without user intervention.

CIRCUIT DESCRIPTION

The circuit for the basic inverter unit is shown in full in Fig. 1. A low-power CMOS timebase i.c. is used to provide the fundamental 50Hz timing signal. This arrangement ensures frequency stability, and the use of an integrated circuit helps to minimise the overall component count. IC1 incorporates an on-chip high frequency oscillator, permitting direct connection to an external crystal, XL1. The internal divider chain has a division ratio of 2^{16} , and when used in conjunction with a



COMPONENTS . . .

Resistors

R1, R5, R6	1k (3 off)
R2	10M
R3, R4	4k7 (2 off)
R7	220k
All resistors $\frac{1}{4}$ w 5% carbon	

Capacitors

C1	68p ceramics or polystyrene
C2	47p ceramic or polystyrene
C3	10n polyester
C4	100 μ 16V elect
C5	470n polyester 250V a.c. minimum working voltage

Semiconductors

D1	red l.e.d.
D2, D3	1N4148 (2 off)
D4	1N4001
TR1, TR2	BC108 or similar (2 off)
TR3, TR4	2N6059 or similar npn power Darlington (2 off)
IC1	M706BI

Miscellaneous

T1	2 x 0-12V at 2 amps	SK1	4mm screw terminal red
----	---------------------	-----	------------------------

FS1	6.3 amp fuse and holder
FS2	250 mA fuse and safety holder
XL1	3.2768 MHz crystal

Terminal pins

2 off TO3	transistor covers
Optional: 2 off	TO3 heatsinks

SK2	4mm screw terminal black
SK3	Switched 13A mains outlet

Printed circuit board or Veroboard
Diecast box 170mm x 120mm x 105mm
4 off stick-on feet
2 off TO3 insulating kits

The following additional components are required for the automatic standby mains supply:—

D5, D6	1N5402 (2 off)
R8	1 Ω 10 watt wirewound
RLA	3 pole changeover relay with contacts rated at 5 amps and a 240V a.c. coil e.g. RS type 349-563

Constructor's Note

In case of difficulty, IC1, TR3, TR4 and XL1 may be obtained from **Howard Associates, 59 Outlands Avenue, Weybridge, Surrey, KT13 9SU.** SAE for details.

When mounting the components on the board, particular care should be taken to ensure the correct orientation of the polarised components, particularly the semiconductors. It is advisable to use a heatshunt, such as a pair of long-nosed pliers, when soldering the crystal in place to avoid overheating the quartz element. After soldering, the crystal should be fixed to the board to prevent damage by vibration; a piece of double-sided tape is ideal for this purpose. IC1 may be mounted in a socket if preferred, and terminal pins are recommended for all interconnection wiring points.

The next step is to mount the remaining components in the diecast box. It is suggested that the cutout for the mains socket be made first, but the socket should not be mounted at this stage. The cutout dimensions will depend on the type of socket used; if hard use is to be expected, a socket with a metal faceplate is strongly recommended. The mains transformer should then be securely mounted adjacent to the cutout for the mains socket, and the necessary wire links fitted. The filter components, C5 and R7, should be mounted directly on the terminals of the mains winding.

The output transistors, TR3 and TR4, should be mounted with insulating kits on the long side of the case. The use of heatsinks for these devices is advantageous if sustained full-load operation is anticipated; they serve as much to dissipate the heat generated by the transformer as by the transistors themselves. The remaining components should be mounted on the end of the case adjacent to the mains outlet, taking care to leave adequate clearance around components at mains potential. The p.c.b. should be mounted opposite the output transistors, and spaced from the case with pillars.

The final step is to install the interconnection wiring and the mains socket. All wiring should be capable of carrying the appropriate currents; the +12 volt supply should be capable of carrying in excess of 5 amps. It is suggested that the wires from the transformer to the mains socket should

be terminated in 4 mm plugs; these can then be secured in the terminals of the socket with the screw fixings supplied. The socket may then be mounted on the top of the case. Details of the interconnection wiring as shown in Fig 4. All components should be securely mounted, and special care should be taken to ensure adequate insulation and clearance for all components carrying mains potentials.

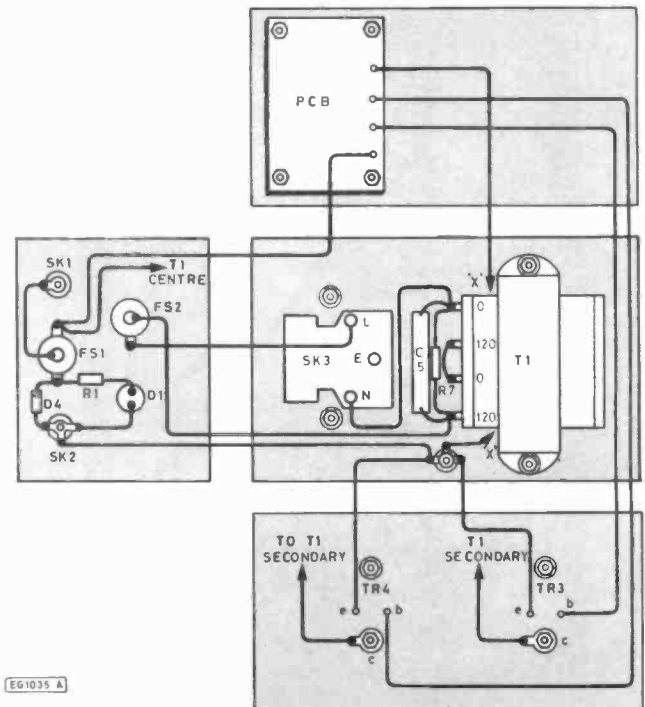


Fig. 4. Wiring diagram

TESTING AND PERFORMANCE

Testing of the mains inverter requires a car battery, or a mains power supply rated at 13.2 volts and capable of supplying at least 5 amps. In addition, a meter able to measure up to 250 volts a.c. and up to 5 amps d.c. will be required. Before starting any tests, it is essential that the correct fuses are fitted in FS1 and FS2, and the meter should be inserted in the d.c. supply line.

Connect the d.c. supply and measure the current with no load connected to the mains outlet. With a supply potential of 13.2 volts, the current should be approximately 1 amp; the mains transformer may also be heard to buzz quietly due to the square wave drive signal. If D1 is not illuminated, and no supply current is being drawn, it is likely that FS1 has blown due to a short circuit or wiring error. Before replacing FS1, the cause of the error should be determined. If no fault is evident after a careful check, it is possible that the timebase is not functioning correctly. This may be checked by disconnecting the 12 volt supply from the centre-tap of the transformer, replacing FS1 and seeing if D1 remains illuminated; if so, the fault is probably lack of 50Hz drive to the output transistors. Another possible source of problem is with the wiring of the mains transformer. The labelling of the low-voltage windings should be very carefully checked against that shown in Fig 1; the windings are polarised, and this is significant in this application. When the supply conditions are correct, the mains output may then be measured. Using a standard moving coil multimeter, the no-load output will show approximately 240 volts a.c.; the actual r.m.s. value will be somewhat higher due to the non-sinusoidal waveform.

The final test is to connect a known load to the inverter; a 40 watt light bulb provides a very convenient load. When the lamp is turned on, the current should rise to between 3 and 4 amps, but the mains output voltage will be seen to fall to approximately 210 volts as indicated on the meter.

The performance of the inverter is shown in detail in Fig 5. The graphs indicate how the load voltage falls steadily as the load increases, whereas the overall efficiency shows a peak of around 83% at approximately 33 watts. The shapes of the curves are significantly affected by the no-load input current and the performance of the magnetic core of the transformer. Improvement in the no-load current (i.e. a reduction) would raise the low-power efficiency, while a higher saturation

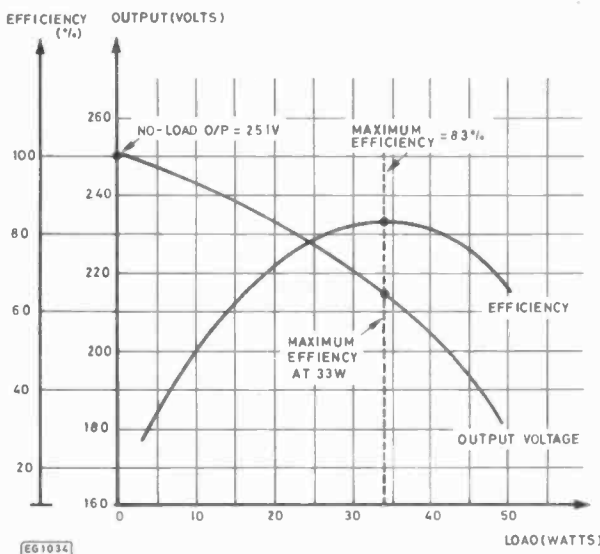


Fig. 5. Performance results for the inverter

tion current for the transformer would improve the high-power performance.

AUTOMATIC STANDBY SUPPLY

There are many situations where even a brief interruption in the mains supply cannot be tolerated. The mains inverter described here can be modified to provide automatic changeover between the public supply and an inverter-derived supply in the event of a mains failure. The battery used to provide the inverter supply is kept on float charge when not in use, i.e. when the public supply is available.

The modified output stage for the inverter is shown in Fig 6. When the public supply is present, the relay drives the

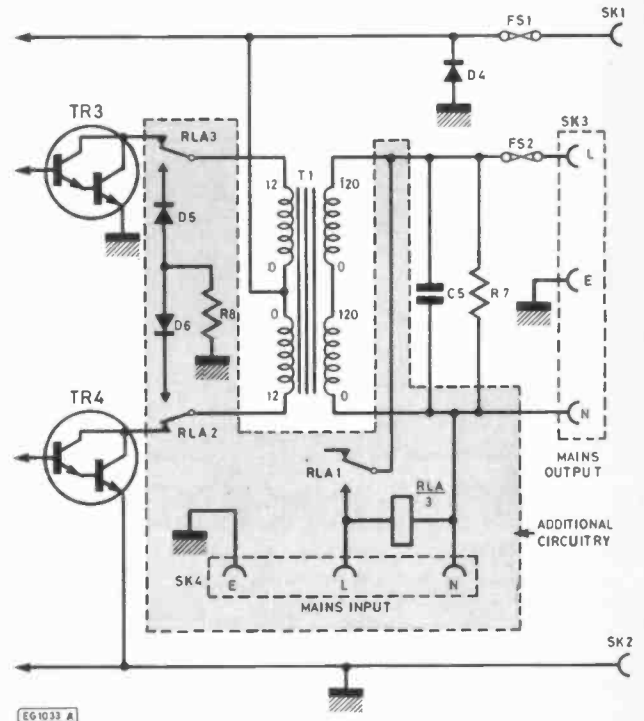


Fig. 6. An automatic standby mains supply with float charger

transformer in the conventional fashion. The mains input from SK4 is routed straight out to SK3 and to the mains side of T1. The low voltage output from the transformer is full-wave rectified by D5 and D6, and R8 sets the float charge rate for the battery connected across SK1 and SK2. In the event of a public supply failure, the relay 'drops out', and assumes the state shown in Fig 6. This is then identical to the circuit shown in Fig 1, and the output is SK3 is inverter-derived, while the rest of the mains circuit attached to SK4 is isolated by RLA.

CIRCUIT VARIATIONS

The efficiency of the inverter will be improved if a larger transformer (100VA or even 200VA) is used. This will require no circuit change as such, but may require the use of a larger diecast box. To take advantage of the larger transformer to obtain a higher maximum output power, it will be necessary to also change TR3, TR4, FS1, FS2 for components rated at the appropriately increased current. For a 100 watt inverter, a 100 VA transformer will require FS1 and FS2 to be changed to 10 or 15 amps, and 500 mA, respectively. The existing devices may be retained for TR3 and TR4 since they have an absolute maximum rating of 12 amps, but for a more rugged unit, substitution by MJ4035 devices is recommended. Heatsinks will be required! ★

NEW T.V. SOUND TUNER

BUILT AND TESTED

In the cut-throat world of consumer electronics, one of the questions designers apparently ponder over is "Will anyone notice if we save money by chopping this out?" In the domestic TV set, one of the first casualties seems to be the sound quality. Small speakers and no tone controls are common and all this is really quite sad, as the TV companies do their best to transmit the highest quality sound. Given this background a compact and independent TV tuner that connects direct to your Hi-Fi is a must for quality reproduction.



£22.95 + £2.00 p&p.

This TV SOUND TUNER offers full UHF coverage with 5 pre-selected tuning controls. It can also be used in conjunction with your video recorder. Dimensions: 11 1/4" x 8 1/2" x 3 1/4" E.T.I. kit version of above without chassis, case and hardware. £12.95 plus £1.50 p&p.

PRACTICAL ELECTRONICS STEREO CASSETTE RECORDER KIT

COMPLETE WITH CASE

SPECIAL OFFER!

ONLY £31.00 plus £2.75 p&p.

- NOISE REDUCTION SYSTEM. • AUTO STOP. • TAPE COUNTER. • SWITCHABLE E.Q. • INDEPENDENT LEVEL CONTROLS. • TWIN V.U. METER. • WOW & FLUTTER 0.1%. • RECORD/PLAYBACK I.C. WITH ELECTRONIC SWITCHING. • FULLY VARIABLE RECORDING BIAS FOR ACCURATE MATCHING OF ALL TYPES.

Kit includes tape transport mechanism, ready punched and back printed quality circuit board and all electronic parts. i.e. semiconductors, resistors, capacitors, hardware, top cover, printed scale and mains transformer. You only supply solder & hook-up wire. Featured in April P.E. reprint 50p. Free with kit.




P.E. STEREO TUNER KIT

This easy to build 3 band stereo AM/FM tuner kit is designed in conjunction with Practical Electronics (July '81). For ease of construction and alignment it incorporates three Mullard modules and an I.C. IF System.

FEATURES: VHF, MW, LW Bands, interstation muting and AFC on VHF. Tuning meter. Two back printed PCB's. Ready made chassis and scale. Aerial: AM - ferrite rod, FM - 75 or 300 ohms. Stabilised power supply with 'C' core mains transformer. All components supplied are to P.E. strict specification. Front scale size 10 1/2" x 2 1/2" approx. Complete with diagram and instructions.

Self assembly simulated wood cabinet sleeve to suit tuner only. Finish size: 11 1/4" x 8 1/2" x 3 1/4". £3.50 Plus £1.50 p&p.


£17.95 Plus £2.50 p&p.



125W HIGH POWER AMP MODULES

The power amp kit is a module for high power applications - disco units, guitar amplifiers, public address systems and even high power domestic systems. The unit is protected against short circuiting of the load and is safe in an open circuit condition. A large safety margin exists by use of generously rated components, a high powered rugged unit. The PC board is back printed, etched and ready to drill for ease of construction and the aluminium chassis is preformed and ready to use. Supplied with all parts, circuit diagrams and instructions.

ACCESSORIES: Suitable mains power supply kit with transformer: £8.50 + £2.00 p&p. Suitable LS coupling electrolytic. £1 + 25p p&p.



SPECIFICATIONS:
Max. output power (RMS): 125 W. Operating voltage (DC): 50 - 80 max. Loads: 4 - 16 ohm. Frequency response measured @ 100 watts: 25Hz - 20KHz. Sensitivity for 100w: 400mV @ 47K. Typical T.H.D. @ 50 watts, 4 ohms: 0.1%. Dimensions: 205x90 and 190x36mm.

KIT £10.50 + £1.15 p&p
BUILT £14.25 + £1.15 p&p.

BSR RECORD DECK

Manual single play record deck with auto return and cueing lever. Fitted with stereo ceramic cartridge 2 speeds with 45rpm spindle adaptor ideally suited for home or disco.



£12.95 + £1.75 p&p.

13" x 11" app.

SPECIAL OFFER! Replacement Stereo cassette tape heads - £1.80 each. Mono: £1.50 each. Erase: £0.70 each. Add 50p p&p to order.

All mail to:
21B HIGH STREET, ACTON, W3 6NG.
Note: Goods despatched to U.K. postal addresses only. All items subject to availability. Prices correct at 30/10/82 and subject to change without notice. Please allow 7 working days from receipt of order for despatch. RTVC Limited reserve the right to update their products without notice. All enquiries send S.A.E. Telephone or mail orders by ACCESS welcome.

SPEAKER BARGAINS

2 WAY 10 WATT SPEAKER KIT

8" bass/mid range and 3 1/2" tweeter. Complete with screws wire, crossover components and cabinet. All wood pre-cut - no cutting required. Finish - chipboard covered wood simulate. size 14 1/2" x 8 3/4" x 4". PAIR for ONLY £12.50 plus £1.75 p&p.



ALL CALLERS TO: 323 EDGWARE ROAD, LONDON W2. Telephone: 01-723 8432. (5 minutes walk from Edgware Road Tube Station) Now open 6 days a week 9 - 6. Prices include VAT.



FREE CAREER BOOKLET

Train for success in Electronics Engineering, T.V. Servicing, Electrical Engineering—or running your own business!

ICS have helped thousands of ambitious people to move up into higher paid, more secure jobs in the fields of electronics, T.V., electrical engineering—now it can be your turn. Whether you are a newcomer to the field or already working in these industries, ICS can provide you with the specialised training so essential to success.

Personal Tuition and 80 Years of Success

The expert and personal guidance by fully qualified tutors, backed by the long ICS record of success, is the key to our outstanding performance in the technical field. You study at the time and pace that suits you best and in your own home.

You study the subjects you enjoy, receive a formal Diploma, and you're ready for that better job, better pay.

TICK THE FREE BOOKLET YOU WANT AND POST TODAY

ELECTRONICS ENGINEERING

A Diploma Course, recognised by the Institute of Engineers & Technicians as meeting all academic standards for application as an Associate.

T.V. & AUDIO SERVICING

A Diploma Course, training you in all aspects of installing, maintaining and repairing T.V. and Audio equipment, domestic and industrial.

ELECTRICAL ENGINEERING

A further Diploma Course recognised by the Institute of Engineers & Technicians, also covering business aspects of electrical contracting.

RUNNING YOUR OWN BUSINESS

If running your own electronics, T.V. servicing or electrical business appeals, then this Diploma Course trains you in the vital business knowledge and techniques you'll need.

Name

Address

ICS ICS Dept. D627
160 Stewarts Road,
London SW8 4UJ



01-622 9911
(all hours)



Space Watch...

AMERICAN ANXIETY ABOUT MILITARY SPACE CONTROL

Two defence relay satellites were launched at the end of October 1982 by the US Air Force using the Titan 34D with an inertial stage. This was the first successful launch with the new system. The satellites DSCS-2 and DSCS-3 are engineered by the General Electric Company. The full title is Defence Satellite Communication System. These first launches are the initial part of a 13 unit series.

The early read-out data indicated that the launch was more accurate than had been predicted. The perigee was 22,751 nautical miles. This was some 17 nautical miles lower than the planned orbit. The inclination angle was 0.007 deg. and the drift rate was 0.06 deg. The launch plan was designed for an orbital injection of the inertial upper stage into a parking orbit of 100 x 82 nautical miles. A two-stage burn then moved the satellites into the synchronous orbit.

The technical details of the launch are as follows:

—The solid fuel rocket motors, from United Technologies Corporation, were jettisoned at about 125 seconds after the first burn. As it turned out the solid fuel rockets burned for one second less than planned and this was compensated by a two second burn at the core ignition stage.

—Stage two some 120 seconds later and the stage one was separated.

—The shroud was then jettisoned and the second stage shut down.

—The first satellite was ejected into the transfer orbit. The second satellite was injected into the transfer orbit some 6 hours later.

The DSCS-3 has a design lifetime of 10 years. It has three aerials and is Sun orientated. One of the aerials has 61-beam receive facilities and two 19-beam transmitting units. The systems are electronically steered and the elements are radiation hardened.

The satellites use travelling-wave tube amplifiers and incorporates six super-high frequency channels. Two of these work with a 40W output and four with a 10W output. The bandwidths available are between 50 and 85MHz. Reception is available both in super

high frequency and ultra-high frequency. Transmission is in ultra-high frequency.

The payloads are designed to provide a world-wide super-high frequency military communications system for secure strategic and tactical voice and data transmissions. The relay facilities will be used for army command and control, defence communications and ground mobile communications. The system will also be available to the National Command Authority, The White House Communications Agency and the Diplomatic Telecommunications Service.

WAR AND SPACE

Once again it seems that SPACEWATCH cannot ignore the aggressive side of the opening up of more and more efficient use of space. Just as real advances in peaceful and useful applications of manufacturing advantages and health improvement offered by developing techniques have been proven, we have to accept that now large sums will be available for the principal benefit of armed forces. Most of us reluctantly accepted that when new frontiers stared us in the face the 'cut' of peaceful development would be small. At least there would be something for things that mattered. It is a great tribute that the shoestrapping projects managed to produce the inspiration that has more than satisfied the defence and offence projects. It must be understood that there is, however, no support from the writer for the sentiments or activities of the misguided groups who carry banners and generally make themselves a nuisance.

However, escalation does in fact seem to increase in about equal levels and therefore the condition of 'Mexican Stand-Off' remains. The world may therefore go about its business, ingenuitly playing its usual part.

The Russian situation has changed, but to what extent is not known. It is known that the former premier regarded the Shuttle as a military vehicle and Russia has already made an attempt to copy it. Other countries would no doubt hope to do the same. It is certain that it will be a commercial success and will still be in considerable demand for the next 20 years. Only benefit to the peoples of the Earth can result from the peaceful use of space.

The success of the Russian space stations is to be admired and it has always been the majority view that space stations, space platforms and shuttle-like systems represent the most economical use of men, materials and fuel. President Reagan, it seems, is set on a formal military recognition and the Air Force already has a Space Command. Perhaps a little closer examination of the situation might be worth while. The international situation of common understanding and operation in Antarctica has shown that co-operation works well. After all, this is Man in the collective adventure against the elements. That the Soviet Union's activities in space have always been regarded as being controlled by an armed state and that this is now part of the normal thinking, that everything in Russia is under military control. No real exception has been taken to this, rather perhaps it has been seen by those engaged in the space field as, 'Of course they can do things, they have all the resources available to them'. The space programmes in the West have undeniably

been largely orientated to the areas of greater fiscal magnitude. It was recognised that up till now private enterprise could not foot the bill when the actually monetary returns were low. The benefits have been, from the civilian view, in the spin-off advantages. If military push is to be the order of things in the USA then civilian spin-off and employment will be boosted.

SATELLITES AS SPIES IN SPACE

The Soviet Union and the United States are the acknowledged leaders in this area of Space. However, others are catching up. India, China and France have made quite substantial progress in this area already. Financial delays may make the late 1980's a final operational period. However, France does already have an operational military satellite system called SAMRO. This is based on the Earth-mapping SPOT. There was a postponement of further work on fiscal grounds. There is every possibility that this position might be eased soon.

The Soviet Union has a record for the release of photographic satellites, the rate being of the order of 35 launches a year. This is a somewhat deceiving statement since compared with a lifetime of two to three years for a US satellite the Soviet version seems to 'burn up' in as short a period as 50 days. The Soviet satellites usually go singly into space, whereas the US may pack them as passengers on other major launch missions. Reconnaissance satellites could be called the ears of space because generally they are listening to activities which result from military activities. Information also comes from listening to transfer calls in telephone networks and the transfer of computer data from one system to another. Almost any radio or telephone link can be tapped. A great tightening exercise is at work and no doubt as the slots become more crowded there will have to be pruning. There has been for some time now intense research into the propagation in those channels thought to be useless. Now that all other avenues are becoming full, a solution must be found. Improvement to existing facilities is difficult because all possible juggling with agile frequencies and other 'tricks' have been used up. There are still some channels in the higher GHz levels to be explored. Perhaps the whole of the radio frequency bands await a new lead. Perhaps if the solution of the silicon chip problem (it is already apparent that a new technique is needed, for at the moment it is limited by being 'too slow') could be found. Perhaps we could do a piggy back on the lower frequencies. At any rate, much time is being spent on the problem.

The satellites are at different levels. Reconnaissance satellites are usually at the low orbit level 200 to 600 km. Early warning units are in elliptical orbits 700 to 40,000 km. Communications satellites are in orbits of the order of 36,000 km. This leaves the nuclear detection systems at altitudes of 110,000 km, and the navigation craft at elliptical orbits of 1000 to 20,000 km. Added to these, of course, are the infra-red systems of detection.

Frank W. Hyde

ELECTRONIC HOBBIES FAIR

Sponsored by
PRACTICAL ELECTRONICS
EVERYDAY ELECTRONICS
PRACTICAL WIRELESS
NOVEMBER
18 - 21

We let the Robot in for half price—
he claimed to be only a year old!

EHF Review...

MORE than 60 exhibitors took part in the first Electronic Hobbies Fair filling over 90 stands in the splendid new venue of Alexandra Pavilion. The successful event, which attracted media attention from newspapers, radio and t.v. will be repeated from October 27 to 30 1983 so make a date now.

The photographs on these pages set the scene and are "worth 1000 words". Exhibitors are already rebooking stands for next year so the Fair will go from strength to strength. As we said before "the best event ever for the hobbyist in this country".

The exhibitors list read like a Who's Who in the electronic hobby business, from Absonglen, Allweld, Ambit and Armon through Babani, BICC Vero, Bi-Pak, Chromasonics, Cief, Electrovalue, EMOS, EE, GSC, JPR, Kansas City, Lightsold, Maplin, Marco, Midwich, PE, PW, Radio Shack, Roadrunner, Service Trading, Shesto, Sparkrite and Velleman to Westlake and Wireless 'World; to mention just a few.



Many special attractions were mounted by organisations like the Army, RSGB, Holographic Developments, EOCS, BAEC, BBC and BVS. The display of radio controlled models, courtesy of Model Land, and the robots by Advance Robotics proved highly entertaining and continually drew large crowds. Numerous visitors watched the news according to Russia via the Luxor satellite t.v. system, just how many understood Russian is another matter!

The "bargain sales" area was always well attended and amateur radio operators talked mobile visitors in and chatted with operators around the world. Kids and creative computing abounded and one kind gentleman from Chordgate wrote a short program that turned our Micrograsp robot into a "padded cell and straight jacket" case.


We enjoyed it all, we hope you did, or will next year!

Waiting to get in. The Luxor satellite dish can be seen on the right.





1. Microsynth and, a future project, Percussion Microsynth on our stand.
2. The ITV camera watching the robots, watching the camera!
3. The IPC Magazines rotunda formed a centrepiece for the special attraction area. Radio controlled models in the foreground.
4. Battery vehicles of all shapes and size.
5. Members of the Electronic Organ Constructors Society exercise their vocal chords—thankfully the organ was in tune!
6. The "bargain sales" area was always well attended.



into the **REAL** **CONTROL CIRCUITS**

THE early microprocessors often attracted comments along the lines of, "A solution in search of a problem". In the time since its introduction, however, the microprocessor has become an accepted and important design component, almost to the point of becoming the electronic equivalent of the all-curing medical aspirin. The micro has been hailed as a shining example of what the "White Heat of Technology" has to offer; the answer to our design problems for the foreseeable future.

The reality of the situation, needless to say, lies somewhere between these two extremes. The microprocessor has a great deal to offer in terms of speed, performance, flexibility and cost-effectiveness when applied to the solution of a wide range of problems. However, it is this very versatility which raises one of the greatest problems for many potential users. The question is when and how to make use of the micro's vast potential. The aim of this short series, therefore, is to try and bridge the gap between the undoubted technological brilliance of the microprocessor, on the one hand, and the practical aspects of how to use it, on the other.

MICROS FOR REAL APPLICATIONS

The world of the micro is a well-ordered one; the signals which circulate are glitch-free, the loads are all properly matched, the connections short, and the levels are purely digital. The designers have gone to considerable lengths to ensure that everything behaves in a predictable fashion. The essence of the microprocessor is its predictability; it is basically a finite state machine. Once programmed, its behaviour in given situations can be predicted with some certainty, and its performance will be repeatable.

It is essential that the environment in which a micro is expected to work is carefully specified if the control program is to perform correctly under operational conditions. A popular approach to the problem, and one of the subjects of this series, is to condition all signals before they reach the micro. This ensures that unexpected or unwanted effects are

eliminated, or at least that their consequences are minimised. In this way, the requirement to be able to predict the total range of inputs (which is almost impossible in any real system) is eliminated, and instead the possible inputs are limited to a manageable range. From this starting point, it is then a much more straightforward problem to produce some robust control software.

The other aspect of microprocessors in real applications involves their control of peripheral hardware, particularly that which was not necessarily designed specifically for use with a micro. In some cases the interface can easily be implemented using one of the standard ranges of interface i.c.s, e.g. a serial link can be implemented with a standard UART device. The majority of real control loads, however, have not necessarily been designed with microprocessor control in mind. The requirement then is to provide the appropriate conversion between the control signals produced by the micro, and those required by the peripheral hardware. This may involve some simple signal manipulation, e.g. level shifting or power amplification. Alternatively, the conversion may involve matching the speed of the control system to the speed of the peripheral system, e.g. a micro can change the state of a lamp in a few microseconds, but the lamp takes milliseconds to respond, and the human operator must be allowed at least 20 milliseconds before any change begins to register.

This series will describe some of the more commonly used signal conditioning and peripheral control techniques. On the whole, the examples given will be directly applicable to the hardware used in the PE Microcontroller, but the techniques themselves will be applicable to a much wider range of micro-based applications. The choice of techniques to be used in a particular system will necessarily depend on the nature of the particular application. The intention here is to encourage the use of the microprocessor in ways which move away from technological abstraction, and out "Into the Real World".

The article this month will concentrate on systems which



WORLD part 1

Michael Tooley B.A.

David Whitfield M.A. M.Sc.

involve purely digital control, i.e. where a line can take only one of two states. Next month the topic of analogue signals will be covered.

PERIPHERAL LINE DRIVING

The usual method of driving peripheral hardware under microprocessor control involves some sort of adaptor between the CPU and the peripheral. This adaptor acts as a filter for the peripheral, and it separates out those CPU instructions and commands which are relevant to its operation. An example of such a peripheral adaptor is the 6821 PIA, designed primarily for the 6800 microprocessor family, which provides two independent sets of eight peripheral I/O lines. The PIA also has a considerable amount of control logic which simplifies the CPU's task in controlling any peripheral hardware. Similar adaptors, with a wide range of different functions, are available for almost every family of microprocessor. Indeed, it is now common for the selection of a micro for a particular job to be influenced as much by the available range of interface adaptors as by the capabilities of the CPU itself.

The simplest type of interface is the situation where the peripheral hardware presents a buffered digital interface to the outside world. In such cases, it is simply a matter of connecting the peripheral directly to the adaptor, and then configuring the interface under software control to satisfy the peripheral's requirements. A simple example of such an arrangement is the connection of an 8-bit digital-to-analogue converter (DAC) to one of the ports of a 6821 PIA; this example will be described, with applications, next month.


There will be many cases, however, where the peripheral hardware presents a load which exceeds the drive capability of the peripheral adaptor. In such cases the modification to the interface is only a matter of increasing the logic drive capability of the adaptor. The easiest way of achieving an increase in the fanout (which in the case of the 6821 PIA is two standard LS TTL loads) is to introduce additional logic

gates, configured as buffers, between the adaptor and the peripheral. These buffers may be formed of any convenient gates, and will typically increase the fanout to around 10 to 20. For buffering groups of eight peripheral lines, a range of i.c.s is available which will each handle eight lines. Table 1 shows a random selection of LS TTL devices which are available, and there are other ranges of devices containing 4, 6, and 8 gates per package. It will be noted that the devices listed have tri-state (high, low and high-impedance) outputs; this allows the simple construction of bus-connected interfaces without the need for complex switching logic. For peripheral applications requiring bi-directional lines, bus transceivers are available; these are effectively a driver and a receiver in parallel, with direction switching logic. In general, driving logic circuitry is usually simply a matter of direct connection to the interface adaptor, or the inclusion of appropriate buffers in the interface.

The final category of digital load to be considered includes applications where the load operates on levels in excess of the standard logic levels, and often requires significantly increased drive capability. Typical examples include 12/24V relay coils, filament lamps, and gas discharge displays.

DEVICE NUMBER	FUNCTION	OUTPUTS
74LS240	Octal inverter buffer	3-S
74LS241	Octal buffer	3-S
74LS244	Octal buffer	3-S
74LS245	Octal transceiver	3-S
74LS363	Octal transparent latch	3-S
74LS364	Octal D-type flip-flop	MOS-compatible
		3-S
74LS373	Octal transparent latch	3-S
		MOS-compatible
74LS374	Octal D-type flip-flop	3-S
		MOS-compatible

Table 1. Selection of byte-wide peripheral output i.c.s



The simplest interface to a load is to include a switching transistor, or VMOS FET power transistor, between the peripheral adaptor and the load. Fig. 1 shows some examples of this technique for driving an l.e.d. indicator and a relay, respectively. This approach is ideally suited to simple interfaces, especially where the requirements of each peripheral I/O line are different. For large numbers of lines, especially with similar drive requirements, however, the cost and component count begins to escalate, and integrated circuit drivers become appropriate.

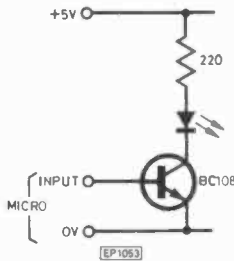


Fig. 1a. Switching transistor interface to 10mA l.e.d. load

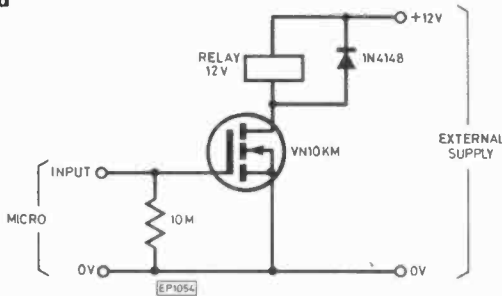


Fig. 1b. VMOS power transistor interface to 12V relay coil

The cheapest peripheral driver (under 20p per package of six drivers!) is to be found in the 7400 series of open collector buffers. These are suited to sinking currents of 16 to 48mA, depending on collector voltage, and brief details of the characteristics of commonly available devices are shown in Table 2. An application circuit using a 7416 is shown in Fig. 2.

	7407	7417	7438		
	7406	7416	7426	7433	
High-level output voltage max	30	15	15	5.5	V
Low-level output current max	-40	-40	-16	-48	mA
High-level output current max	250	250	1000	250	μ A
Low-level output voltage max	0.7	0.7	0.4	0.4	V

Open-Collector	7406	Hex inverter buffers/drivers
	7407	Hex buffers/drivers
	7416	Hex inverter buffers/drivers
	7417	Hex buffers/drivers
	7426	Quad 2-I/P NAND buffers
	7433	Quad 2-I/P NOR buffers
	7438	Quad 2-I/P NAND buffers

Table 2. Characteristics of some 74 Series Open-Collector Buffers

The selection of an integrated peripheral driver for a non-logic type of load can be a daunting task when looking through the huge range of devices which is now available. A driver for a particular application, however, can usually be identified by considering the following factors in relation to the load to be driven:

(1) The type of input signals to be provided (TTL, CMOS, etc).

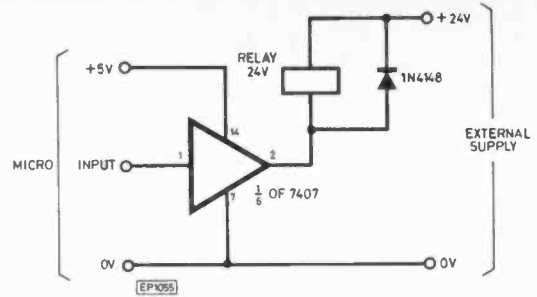


Fig. 2. Driving a 24V relay using a TTL buffer

- (2) Whether the output requires current source, sink, or both.
- (3) The load supply voltage.
- (4) The logic function of the driver (buffer, inverter/buffer, AND, etc).
- (5) Whether transient protection (for inductive loads etc) is required.

If selection from this list of criteria still leaves a wide field of choice, details of packaging (e.g. number of drivers per device) and cost/availability will usually narrow down the choice to a suitable device.

The PE Microcontroller contains an example of an integrated peripheral driver. The user PIA outputs were originally intended to drive 12 volt solenoids connected between the output line and 0V. The drivers selected were of type UDN2981A; these are high-voltage, high-current source drivers which are TTL, DTL, PMOS or CMOS compatible, with 500mA output source capability which is protected against transients. Each output is switched on by an active high input level, and the output stages (shown in the circuit of Fig. 3) will each sustain a maximum off voltage of +50V. The maximum output current for a single driver is 500mA, or 120mA continuously for all drivers in operation at once.

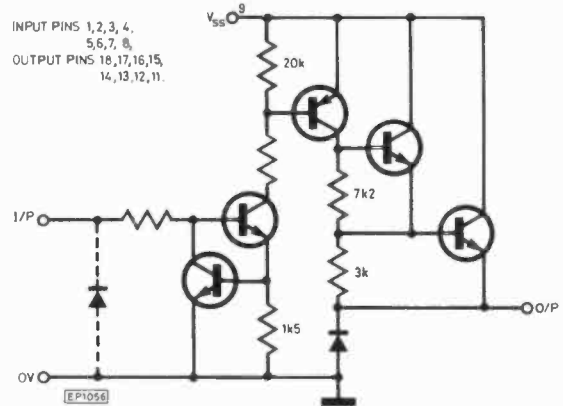


Fig. 3. Internal circuit for a single UDN 2981A peripheral driver

CONTACT BOUNCE

Switches and similar electromechanical devices are used in many control applications for a wide variety of purposes. There are, however, many occasions when they do not behave quite as would be expected. Consider, for example, the use of a microswitch in a gate turnstile where a count of the number of admissions is required for comparison with the gate receipts (also calculated by the same microprocessor). This would seem to be an ideal situation for an interrupt-driven counter routine, with the turnstile causing an interrupt each time a customer enters, and the interrupt service routine incrementing the total count by one.

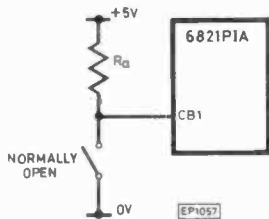


Fig. 4. Interrupt-driven switch circuit

Fig. 4 shows what would seem to be a reasonable way to achieve this function.

The problem in practice is that the switch is not perfect, and when the contacts are closed they tend to bounce mechanically. The number of bounces, and the interval between them, will vary between types of switch, and even between samples of the same type. The result of this difference between the theoretical switch and a real switch is that the total count value may, depending on the switch and the length of time to execute the interrupt service routine, be in error by any amount between 0 and 500%. Even worse, the performance will not be predictable.

There are a number of possible solutions to this problem. The first is to use a better switch; this will not necessarily solve the problem, and could involve a significant increase in cost. A better solution is to keep the switch, which was probably chosen for a combination of physical considerations, and acknowledge the fact that switch bounce will occur. A way of doing this is to make the interrupt service routine, which in the example is triggered by the high-to-low edge, ignore further interrupts for a period longer than the bounce period. This duration will typically be in the range 0.1 to 10 milliseconds. Achieving the 'ignore' period involves keeping the switch interrupt masked out (done automatically on entry to the service routine on most microprocessors, so really only a matter of not re-enabling interrupts), and including a software delay of appropriate length.

Such software delay routines typically choose a period of 20 milliseconds to be on the safe side. A suitable delay routine for the PE Microcontroller would be as follows (the time is calculated from the individual instruction timings and the number of times round the loop):

	Op Codes
KDLY: LDX #08E0	CE 08 E0
DLY: DEX	09
BNE DLY	26 FD
(RTS)	39

This may be implemented as a subroutine, or as in-line code (in which case the RTS should be omitted). After the delay has finished, it is a good idea to look again at the switch line if possible (via a PIA I/O line is the easiest way) to check that the signal is still there; this will avoid responding to spurious spikes on the lines. If the total count is incremented only after the delay and re-check, the final system should be relatively immune from the problems of both switch bounce and noise spikes.

Software debounce is not always possible in a system due to the amount of CPU time required to implement the delay routine, especially if noise spikes are a frequent occurrence. The alternative to software debouncing, therefore, is to use hardware debounce circuitry. A circuit for providing a debounce delay of 1ms is shown in Fig. 5. The use of a Schmitt type of gate is recommended to avoid switching oscillations on delays with long time constants. This circuit will have the same effect on short duration noise spikes, and will

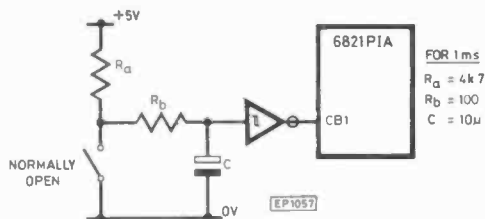


Fig. 5. Modified circuit with debounce components

thus reduce the incidence of 'false alarm' interrupts. The value of R_b used in the circuit should take account of the sink current required (1.6mA for standard TTL gates) for a logic low; with standard TTL the maximum value recognised as a 'low' is 0.8V, making the upper limit on R_b around 470Ω.

In general it is recommended that some form of debouncing is used with all switches in control applications. This will usually also have the added benefit that the system will be more immune to the effects of transient spikes; a feature which is always enhanced by the use of active-low control signals. As a final point, it should be remembered that the debounce circuit shown in Fig. 5 must be charged up at power-up, and the initialisation sequence must allow time for this to be completed before recognising any interrupts.

KEYBOARDS

A keyboard is a common component in any microprocessor application which involves any sort of user interaction. Its normal function is to transfer commands from the user to the resident control program to initiate the required action. Typical keyboards range from simple collections of function keys, right up to a full typewriter-style layout with additional function keypads.

Keyboards represent particularly good examples of the hardware/software tradeoffs which must be considered when configuring a system. They range from simple arrays of switches on the one hand, to fully decoded keyboards with multiple-key rollover protection and a data available strobe signal on the other. The simple type of keyboard minimises the amount of additional hardware required, but represents a higher software overhead on the system, i.e. more CPU time must be spent in detecting and identifying keystrokes. Fully decoded keyboards represent the smallest system software overhead, but they are more expensive in terms of the additional hardware required; this penalty is, however, continuously being eroded by the increasing availability of custom keyboard i.c.s and low cost key arrays. In the majority of control applications, where a full QWERTY typewriter type of keyboard is rarely necessary, the trend is still to make use of relatively simple hardware; usually a simple array of switches, with possibly some additional logic to minimise the software overhead. A typical compromise between simplicity and full decoding is shown in the keyboard for the PE Microcontroller; here the keyboard is an array of switches, but the keyboard software is simplified by the addition of a line decoder, IC23.

In order to make use of a keyboard, of whatever type, there are a number of requirements which must be met by the control system (i.e. by the combination of the hardware and the software). First of all the system must detect that a key has in fact been depressed. The key must then be identified before the control program can proceed to take the appropriate action in response to the implied user command; a function often performed by a module called a command processor.

KEYBOARD CONFIGURATIONS

A standard 16-key hexadecimal keypad is the keyboard used as an example in the discussion which follows. There

are essentially two ways in which the 16 keys may be arranged, and these are shown in Fig. 6. Most larger or smaller keyboard switch arrays are simple variations on these two schemes. The standard and matrix arrangements may each be made up from a collection of individual switches, or the keyboard layout may be available as a stock component.

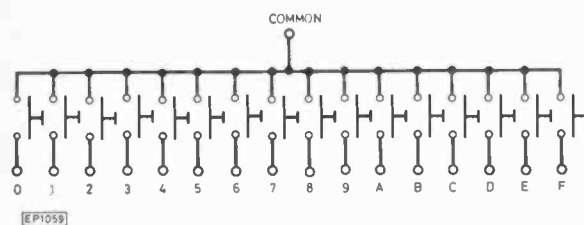


Fig. 6a. Standard key layout for 16 keys

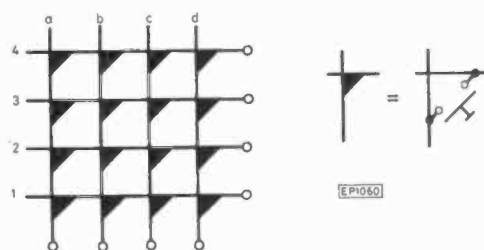


Fig. 6b. Matrix key layout for 16 keys

The matrix scheme has the advantages of fewer interconnections, less wiring, and only half the number of peripheral I/O lines. It does, however, require a more complex software driver for the keyboard. The standard array, on the other hand, has a very simple decoding scheme, and a non-matrix number of keys may easily be handled. It does, however, use more peripheral lines (and consequently more wiring), but these lines need only be configured as inputs. The scheme chosen will inevitably be a compromise influenced by the overall specification for the system, and the availability of appropriate switch arrays.

The actual detection of a key depression is usually performed in one of two ways. Both techniques may be used for either type of keyboard, and one example of each will be given by way of illustration. The first method involves software polling of the keyboard. A modified version of this method is used in conjunction with a matrix keyboard in the PE Microcontroller. Basically, the control software is required to look regularly (typically more than 20 times per second) at the keyboard to see if a key has been depressed. Fig. 7 shows how a standard keyboard could be connected to a 6821 PIA; all peripheral lines would be set up as inputs, and would float 'high' in the absence of a key depression. Polling the keyboard in this case, therefore, amounts to the following sequence: read the ORA and ORB registers, invert the values, and test for a non-zero value to detect a key depression. If no key is depressed, the control routine can either perform some other task which may require service, or start the polling sequence again; the sequence used in the PE Microcontroller is shown in the last issue. The subsequent action taken in the event of a key depression is discussed later.

Software polling of the keyboard is simple and requires the minimum of additional hardware. It does, however, require the control program to be continually looking at the keyboard to determine whether or not a key has been depressed. The interval between polls can be used to perform any necessary processing to respond to a keyboard

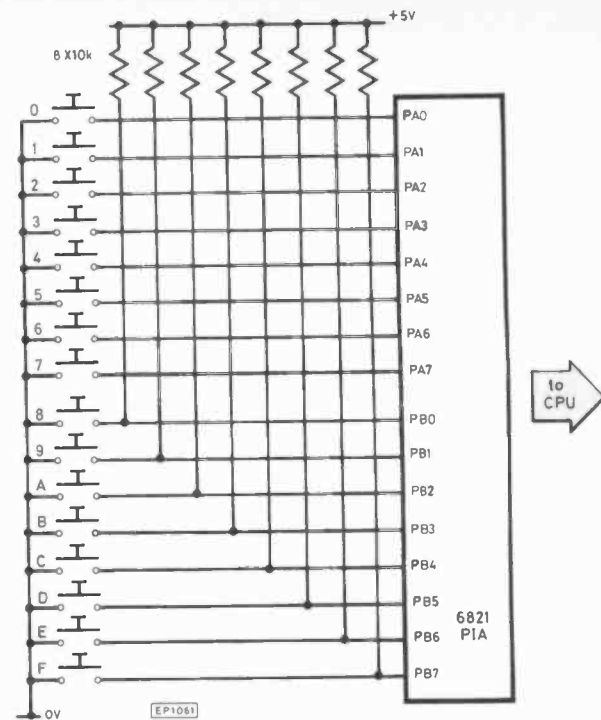


Fig. 7. Simple key array configured for software polling.

command, but the time taken to implement this can vary, thus producing varying intervals between polls; this should not be a problem unless a significant amount of processing (say, more than 200 msec) is performed. The technique does have the advantage that the keyboard is automatically 'locked-out' whenever a previous entry is being processed.

The alternative to software polling is to use an interrupt-driven approach. This requires some additional hardware which will generate a logic signal whenever a key is depressed. This can then be used to drive the user interrupt request line on the processor. Thus an interrupt will be generated whenever a key is depressed, and the control program will be freed of the requirement to constantly scan the keyboard. Fig. 8 shows how a matrix keyboard could be arranged to generate an interrupt whenever a key is

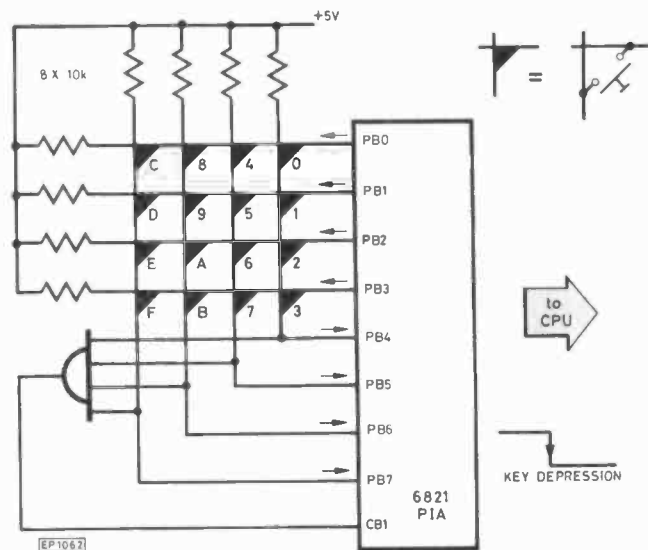


Fig. 8. Matrix key array configured for generating interrupts

depressed. In this circuit, it is assumed that the 6821 PIA is arranged with four I/O lines configured as inputs, and four as outputs. For the simple interrupt logic shown, the lines configured as outputs must be left in the 'low' state when not in the interrupt service routine, and the input lines will float 'high'. The interrupt logic simply looks for one of the inputs to be pulled 'low' by a key depression, and the AND gate will then generate a high-to-low interrupt request to the PIA.

The interrupt driven keyboard driver will require an interrupt service routine to handle the keyboard interrupt. Users of the PE Microcontroller should place the address of this routine in RAM locations 03DC (MS byte) and 03DD (LS byte), rather than the locations defined for the 6800 by the manufacturer, because DISBUG uses an indirect software vectoring technique. The service routine should then simply be written as a subroutine, since DISBUG hides many of the details of interrupt handling from the user. Further details will be found in the series of Microcontroller datasheets which start this month in *PE*.

So far we have seen how a key depression may be detected, and the next step is to determine which key (or was it keys?) was pressed. In general this process involves identifying the position of the key in the keyboard switch array, and then converting the position of the key into an internal code for use by the rest of the control program. This latter step is necessary in order to allow a compact representation of the key identity (e.g. a simple 4-bit code may be used to represent 16 keys), and to optimise the performance of the rest of the control software (e.g. using 0 to F to represent the keys 0 to F can save literally hundreds of lines of code). An added benefit of performing this code conversion is that, if the key layout is changed at a later stage, only the code conversion routine need be changed rather than all the control routines which process the key entries. First of all, however, the key pressed must be found in the switch array.

IDENTIFICATION OF KEY DEPRESSIONS

Identifying a key for the standard keyboard shown in Fig. 7 is quite a simple problem. First, the PIA ORA is read into, say, rA and then inverted; rA will then have a bit set to '1' for each key depressed. If rA is tested and found to be non-zero, then the key pressed is in the range '0' to '7'. The key may then be identified by performing a logic shift right and testing the carry bit until it is set; the number of shift operations should be counted, and will give a result in the range 1 to 8. If the inverted value read from ORA was zero, then the key depressed must be in the range '8' to 'F'. To identify this key, read ORB, invert it, test for a non-zero value (if the inverted values of ORA and ORB are both zero, then no key has been depressed), and the shift-and-test-carry should be repeated. In this case, however, the count of the number of shifts should start at 8, rather than zero. The shift count when a bit is found will be in the range 9 to 10 (hex), and will correspond to the keys '8' to 'F', respectively. The number of shift operations will indicate the identity of the first key found, or will be zero if no key is found, and will thus be a number in the range 00 to 10 (hex).

Converting from the key identity, in terms of number of shift operations, into an internal key code is a straightforward operation for a standard keyboard. The simplest way is to use a look-up table. The table is a list of key codes organised so that the first code corresponds to 'no key found', the second to '0', the third to '1', etc. The appropriate key code is then found by setting the index register to point to the start of the table, and using the shift count as an offset into this table. Thus, for example, a count of 7 indicates that the key pressed was the '6', and that its code

will be found at table start + 7. The conversion routine will then pick up the code and return it as the identity of the key to the command processing routine.

Identifying key depressions for the matrix keyboard shown in Fig. 8 must be done with user interrupts disabled (which happens automatically when an interrupt service routine is entered after a key depression), otherwise the identification process itself may generate further, unwanted, interrupts. The basic principle for indentifying the key depressed is to select each output line (PBO to PB3) in turn, and see if any key on this line (e.g. '0', '4', '8' or 'C' on PBO) has been pressed. At the start of the routine, as mentioned earlier, all output lines will be set low. Reading the input lines from PB4 to PB7 should show that the top four bits of ORB are not all high if a key is depressed; this should be the first step in the key identification. Assuming that at least one of the input lines are low, the next step is to identify which key is down; no keys down means that the interrupt was either spurious, or for some other peripheral, and the keyboard routine should be exited.

Each of the output lines are selected in turn until one of the input lines goes low. Remembering that the circuit uses active low logic, this selection is done by output of FE, FD, FB and F7 to ORB in turn until the value read back from ORB has a value other than F in the top four bits. If the key depressed was 'A', the value output to the bottom four bits to locate the key would have to be B, and the value in the top four bits read back from the PIA would be also B. The situation at this point is that we have an output value of FE, FD, FB or FD, at which a key depression was detected, and an input value corresponding to the key depression. Only the four least significant bits of the output value, and the four most significant bits of the input value are of interest. First of all, however, the input value must be checked to remove any multiple-key values, otherwise the code conversion routine will fail. The best way to do this is to perform a bit test on each of the top four bits of the input value in turn, stopping at the first bit set to zero, and forcing all of the rest high (with an OR instruction). When this has been done, a composite key code can be formed, with the 4 least significant bits of the output value in the least significant half of the composite, and the 4 most significant bits of the input value in the upper half of the composite.

The conversion of the composite key code to the internal key code used by the rest of the software is best performed using a look-up table again. A typical table, for the circuit in Fig. 8 and the same codes used for the standard keyboard, would contain the following values in consecutive locations:

EE, 00, ED, 01, EB, 02, E7, 03, DE, 04, DD, 05, DB, 06,
D7, 07, BE, 08, BD, 09, BB, 0A, B7, 0B, 7E, 0C, 7D, 0D,
7B, 0E, 77, 0F

This table contains pairs of values; each pair is the composite key code, followed by the internal key code. The conversion is performed by first setting the index register to point to the start of the table. The composite code is then compared with the contents of the location indicated by the index register. If it is equal, the contents of the location pointed to by the index register plus one are loaded into the key code store, and the conversion routine exited. Otherwise, the index register is incremented by TWO, and the process repeated until either a match is obtained, or the end of the table (checked separately) is reached.

This table-based conversion technique is by no means the only way to convert from a key position related value to an internal representation. Other techniques may be used which will be more efficient with particular hardware configurations. The table-driven method is, however, applicable

to all conversion problems, and it represents the most flexible and easily modified technique.

KEY DEBOUNCING

The problem of switch bounce applies to keyboards as much as to individual switches. The techniques for handling the problem are broadly similar. Hardware debouncing, however, is usually applied to complete keyboards, rather than to individual keys, and is therefore only usually found on completely decoded keyboards. In control applications, therefore, where fully decoded keyboards are the exception rather than the rule, software debouncing is most commonly employed.

The method of applying software debounce to a keyboard is usually embodied in the keyboard driver routine. The principle is to perform the key identification process twice, separated by typically 20 milliseconds, and then compare

the results. Only if the result is the same on the two iterations is a valid code passed on to the command processor, otherwise the results of the two passes through the identification routine are ignored. The 20 millisecond delay is most easily implemented as a software delay loop; typically 2000 times round a short loop will give the required delay.

NEXT MONTH: The next part of the Into the Real World series will concentrate on the problems of handling analogue signals. Practical applications will be given for digital-to-analogue and analogue-to-digital conversion interfaces using low-cost conversion components.

Future issues will continue with the discussion of problems with using micros in the real world. Opto-isolators, glitch removal, pulse stretching and multiplexed display driving will be among the topics covered.

FREE! READERS' ADVERTISEMENT SERVICE

PE BAZAAR

RULES Maximum of 16 words plus address and/or phone no. Private advertisers only (trade or business ads. can be placed in our classified columns). Items related to electronics only. No computer software. PE cannot accept responsibility for the accuracy of ads. or for any transaction arising between readers as a result of a free ad. We reserve the right to refuse advertisements. Each ad. must be accompanied by a cut-out valid "date corner". Ads. will not appear (or be returned) if these rules are broken.

WANTED circuit diagram and construction details for PE Synthesiser '74, good price paid. Mr. S. Poskitt, 62 Carden Hill, Hollingbury, Brighton. Phone: 0273 555759.

UK101 8K cased with leads and programs £125. Maplin organ parts including keyboards. Sittingbourne (0795) 22219. Ian Gilbert.

SHIRA STEREO amp 20 x 20. £9. Holdway, Flat 9, No. 10 Westwood Road, Portswood, Southampton, Hants.

ORGAN Grosvenor Spinnet, kit built, two manuals, pedals, playable, needs slight attention £150 o.n.o. Buyer collects. 07842 58878 (Middlesex).

ZX81 SINCLAIR built, 16K RAM. Complete with leads p.s.u. manual £65. Unmarked, months old. Tel: 0206 62597. M. H. Moody.

BOUGHT in error. 30 npn + pnp. Includes equivalents—2N1132, 2N2905A, BC207, BC177B, BC171, BC172B, BC178. £2.00. Mr. A. Cooper, Broomsfield, Logger Heads, Market Drayton, Salop TF9 4NZ (Tel: Ashley 2634).

TEXAN amp PE FM Tuner WVW Dolby unit, Mul-Jard amp units unused, offers. Tel: Blackpool 691976. S. Rigby.

SINCLAIR ZX81 ROM disassembly Part 'A' by Doctor Ian Logan (book) much sought after only £6. Laurence Cook, 7 Plum Tree Close, Prescot, Merseyside L35 7JT. Tel: 051 426 5138.

UK101, 8K, Invaders, assembler manual, leads, uncased, £80.00 or £95.00 with 32 x 48 screen format, 300/600 Baud. K. P. Wood, 35 Milnthorpe Drive, Wakefield, W. Yorks WF2 7HU. Wakefield (0924) 256100.

'SCOPE Heathkit 10—12U single beam, a.c. to 5MHz, sensitivity 10mV/cm. Mint condition, first offer over £50. Andrew Holme, 92 Stone Cross Lane, Lowton, Nr. Warrington, Cheshire. Tel: Ashton-in-Makerfield (0942) 728172.

STUDENT leaving. Many electronic articles for sale. good value, s.a.e. for list. K. Y. Chang, 70 1-Up, Ashley St., Glasgow G3.

WANTED ZX81 with p.s.u. manual around £20-£25 could swap with Hornby "00" railway items. Mr. K. J. Ireland, 97 Whinell Way, Gravesend, Kent DA12 4RY. Telephone (0474) 24712.

WANTED 500V Megger. Tel: 085 677 279. G. Grieve, Makerhouse, Dounby, Orkney.

TELEQUIPMENT/dual beam oscilloscope v.g.c. £100 o.n.o. Sumbro Maple neck strat copy £40. Rob McGrath, 471 Rosam Grove, Southgate, Runcorn, Cheshire. Tel: Runcorn 712081 Rob or Ken.

MICROSYNTH: unwanted 4-octave model requires good home. One only. New condition. Fully tested. Unrepeatable bargain £200. A. R. Bradford, 76 Holly Lane, Birmingham B24 9JR. Tel: 021 373 0461.

DOUBLE beam scope by S.E., Labs., mains-batt. 30MHz. 8cm x 10cm c.r.t. £145. Tel: 01 504 6957. Mr. A. Rabicano, 110 Kings Ave, Woodford Green, Essex IG8 0JN.

SAD1024A delay line i.c. two available still in sealed packs £5 each. Somerton 72663 (Evenings).

UK101 32K. Cegmon 32-line. New BASIC 1, 2, 4, 5, tool kit. 1-2MHz 300-600 Baud, sound, parallel ports, software. £240. R. G. C. Asher, 125 Hawthorne Ave, Long Eaton, Nottingham. Tel: 06076 66593.

INCOTERM v.d.u. K26-02 keyboard D10-24 pcb's for sale. D. J. Herries, 3 Court Garden, Marlow, Bucks SL7 2AE. Tel: 06284 5978.

ACORN Atom 8K ROM 12K RAM p.s.u. leads £150. Salisbury 332491. M. Beard, 6 Aston Mead, Salisbury.

PRACTICAL Electronics magazines for sale Nov. 64—Dec. 68 bound. Offers complete lot. Tel: Kings Langley 63766. Mr. K. Bale, 51 Galloway Hill, Kings Langley, Herts.

DATA Dynamics 390-RO printer £85, Heathkit SW717 receiver £75, West Hyde Jubilee v.d.u. cabinet with keyboard £40. Mr. R. W. Hearn, 10 Speedwell Close, Pakefield, Lowestoft, Suffolk NR3 37DU.

TRANSISTORS/TTL C/MOS etc., all new. Wanted any computer or hardware exchange or sale Vacuum pump. Mr. B. P. Watson, 142 King Street, Great Yarmouth, Norfolk NR30 2PQ.

BOUND volumes Practical Electronics 1964 to 1982, offers. Unused Micronta 3½ Digit I.c.d. Multimeter £25. Tel: 0234 53558. Mrs. V. Hambridge, 35 Spring Road, Kempston, Bedford MK42 8LS.

WHY PAY £550? Sharp MZ80A only £400. Perfect condition with £12 programs and guarantee asking £400 o.n.o. Paul C. O'Neil, 187 Main Street, Chapelhall, Airdrie, Strathclyde, Scotland ML6 83F. Tel: Airdrie (02364) 51476.

Please publish the following small ad. FREE in the next available issue. I am not a dealer in electronics or associated equipment. I have read the rules. I enclose a cut-out valid date corner.

Signature Date

Please read the RULES then write your advertisement here—one word to each box. Add your name, address and/or phone no. **COUPON VALID FOR POSTING BEFORE 11 FEB. 1983.** (One month later for overseas readers.)

SEND TO: PE BAZAAR, PRACTICAL ELECTRONICS, WESTOVER HOUSE, WEST QUAY ROAD, POOLE, DORSET BH15 1JG.

BLOCK CAPITALS PLEASE

Name & Address:			

For readers who don't want to damage the issue send a photostat or a copy of the coupon (filled in of course) with a cut-out valid "date corner"

PE BAZAAR
FEBRUARY '83

Volume purchase from Acorn brings massive savings for you!

Now only
£99 plus VAT



Includes free
power supply and
software worth £20

Cash in on our misfortune! Over £50 off an Atom Microcomputer

We recently made a bulk purchase of over 800 Acorn Atoms for sale overseas. The deal fell through! We are now offering those Atoms to you at the price we paid for them.

The Atom normally retails at £174.50 inc. VAT we are offering it to you at a mail order price of only £115 inc. VAT - an incredible saving of £59.50 plus a free power supply and software worth over £20.

The Computer


The Atom has 2K of RAM and 8K of ROM but of course this can be boosted enormously.

The computer has a full sized keyboard laid out in a conventional way. To use it just connect the power supply and a cable into the aerial socket of a TV set.


As well as integral sound output and direct cassette and TV interface, a wide range of additional interface boards are available to fit inside the casing. Extra 64K RAM, Colour Printer, Laboratory, Cassette, 6522, 80x25 VDU, Analogue, Econet etc etc allowing the user to build a very sophisticated application machine. Full details of all accessories, disc pack, software etc are supplied with each machine.

The language used by the ATOM is BASIC, the language used by most personal computers.


The Atom's version is very fast, making it ideal for real time applications.



Expansion Cards



Plotting + Graphics



Word Processing



Real time applications

It has all the normal functions you would expect plus many powerful extensions making it very easy for you to operate and write your own programs.

The Atom is fully guaranteed. There are 80 nationwide authorised service centres. Just clip the coupon below or ring 01-930 1612 with your credit card number. Computer Marketplace Ltd, 20 Orange Street, London WC2H 7ED

To: Computer Marketplace Ltd, 20 Orange Street, London WC2H 7ED	PE
Please send me ____ (qty) Acorn Atoms at £115 including p&p/ins.	
Total £ _____	
I enclose my cheque.	
Please debit my Access/Barclaycard	
<input type="checkbox"/> <input type="checkbox"/> <input type="checkbox"/> <input type="checkbox"/> <input type="checkbox"/> <input type="checkbox"/> <input type="checkbox"/> <input type="checkbox"/> <input type="checkbox"/> <input type="checkbox"/> <input type="checkbox"/> <input type="checkbox"/> <input type="checkbox"/> <input type="checkbox"/> <input type="checkbox"/> <input type="checkbox"/> <input type="checkbox"/> <input type="checkbox"/> <input type="checkbox"/> <input type="checkbox"/> <input type="checkbox"/>	
Block Letters Please	
NAME: _____	
ADDRESS: _____	

SIGNATURE: _____	

Please allow 21 days for delivery.

SEMICONDUCTOR UPDATE

R.W.Coles

FEATURING Am 7910, LC502, Micro/J-11

MODEM CHIP

Sending microcomputer data over short distances is easy, thanks to RS232 or current-loop standards and the easy availability of UARTs and PIAs which do all the hard work for you. But what if you want to exchange PAC-MAN programs with your granny in Edinburgh? Or access a bigger computer in Dallas, Texas? Short of laying your own cable (not recommended!) there is only one solution, and that is to use the telephone network.

Don't try connecting RS232 data to your telephone, though, because a) it won't work, and b) you will end up with a mushroom cloud over your UART! The trouble is, RS232 signals need d.c. links with logic states represented by positive and negative voltages. The phone system, however, is essentially an a.c. system with the only d.c. voltages being provided and controlled by your local exchange.

To send data on the telephone system it must appear to be similar to speech, and one way of achieving this is to code the ones and zeros as different audio tones within the audio bandwidth of the network. This technique is in wide use, but unfortunately it requires the use of a modem (modulator/demodulator) at each end of the link, and old age pensions being what they are, granny probably couldn't afford one.

Modems have, however, become cheaper lately, especially the acoustic coupled variety which uses the standard telephone microphone and earpiece to couple into the network, but the cost of the necessary oscillators filters and detectors with all those inductors, capacitors, and OP-AMPS is still preventing most of the home computer fraternity from indulging.

But never fear! Your fearless columnist, friend of all PAC-MAN playing grannies, has news of a new device which should bring the cost of modems tumbling! The Am 7910 single chip modem subsystem from Advanced Micro Devices sweeps away the need for all those old-fashioned inductors and capacitors and replaces them with nice modern digital circuits. Hook the RS232 signals from your micro to one set of pins, add a few discrete components, wire up to your acoustic-coupler and hey presto! The world is your oyster.

Inside the Am 7910's 28 pin package is an amazing selection of goodies. On the transmit side, it takes the RS232 digits and uses them to control a digital sine wave synthesiser which after filtering drives a digital to analogue converter (DAC) and a post analogue filter before being fed out to the telephone coupler as a Frequency Shift

Keyed (FSK) tone sequence. On the receive side, the tones from the coupler are analogue prefiltered, digitised in an ADC and then separated by means of a digital filter before demodulation and RS232 output.

In addition to those basic features, the Am 7910 also has amazing flexibility. The world is a real "tower of Babel" as far as modem frequencies and data rates are concerned, but the Am 7910 can be switched to handle nine different modem standards, which would not have been possible for the older analogue systems. For remote data collection, the Am 7910 even has an automatic-answer capability so you could dial up your home from a call box using an acoustic coupler and get back data on all those exciting household parameters like the gas meter reading or the oven temperature. Beats string and tin cans, doesn't it?

EASY AS A.G.C.

Many audio systems face the problem of wildly fluctuating input levels, and a Canadian firm called Linear Technology Incorporated has just come up with a neat little Automatic Gain Control (AGC) circuit to help solve it. Usable in hearing aids, telephone systems, CB transceivers, and portable tape recorders, their new LC502 device can live in an 8 pin mini d.i.p. or a tiny flat-pack and will operate on supplies of between 1 and 10 volts thanks to a built in 0.94 volt regulator.

Providing up to 70dB of gain control range, the LC502 tries to keep its output signal level at a constant 20 millivolts r.m.s. regardless of variations in the input signal amplitude due to speaker position or loudness.

The user can set any nominal gain for the circuit of between -6dB and +64dB by means of an external resistor and the LC502 will adjust its gain automatically down to the -6dB limit as the input signal level increases. Inside the chip there is an inverting operational amplifier with an electronically variable resistance in its feedback path, and a full wave detector with a smoothing circuit. As the input signal level increases, the d.c. output voltage from the detector also increases and this is used to control the variable feedback resistance which in turn reduces the gain of the circuit.

For obvious reasons, two important parameters of any AGC system are the attack and release times. The LC502 settles to within 2dB of final value within one millisecond after a 25dB input step, and

release time can be adjusted to between 25 and 500 milliseconds. The noise performance, whilst not of hi-fi standard, is perfectly adequate for the sort of applications in which the LC502 will be used.

An added bonus is that the input circuitry of the device is designed for direct connection to an f.e.t. buffered electret microphone.

MICRO MONSTER

A short while ago I covered the new DEC "PDP11-on-a-chip" T-11 microprocessor which is now becoming available. I was more than impressed by that device, but now DEC have done it again by announcing a new device coded the Micro/J-11 which can actually outperform the most powerful of all their existing PDP 11s, the 11/70. Now, the 11/70 is a big expensive machine, and the prospect of someone putting the CPU of such a monster into a single 60 pin package has never really occurred to me. If I pass on a few of its salient features you will see what I mean!

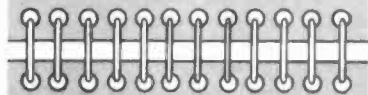
The J-11 contains two sets of six 16 bit general purpose registers plus six 64 bit floating point arithmetic registers plus three stack pointers and several specials. It runs on a 20MHz clock and can do a 16 bit register addition in 200 nanoseconds or a 16 bit multiply in 4.4 microseconds. An on-chip memory management unit gives 22 bit addressing to cover 4 megabytes of memory at 128K bytes per page, and the internal data bus is 32 bits wide for a really sizzling performance. This amazing device even runs its own diagnostic programs when power is applied, and reports its state of health to the system interface!

There's lots more, but we haven't got the space. As a parting shot I will just mention that despite all that raw power the J-11 consumes only 1 watt from a 5 volt supply which is less than many 8 bit devices!

To take advantage of such a monster, it will be necessary to add buckets of memory and plenty of disk storage, but no doubt before long we will all have one in our electric toaster and think nothing of it. Ah well, that's progress!

AVAILABILITY

Devices featured in Semiconductor Update should, under normal circumstances, be available from good component retailers, but bear in mind that retailers will often not receive stocks of a device until some time after it has been featured in Update.



INDUSTRY NOTEBOOK

By Nexus



THEMES

All public speakers have favourite themes they like to promote. Leading industrialists are no exception, and although they may open with words suitable to the occasion and use a few topical jokes you can bet they'll work in their pet thought, their main message, before they sit down.

When Dr F. E. Jones was managing director of Mullard, he seldom missed an opportunity to inform his audience of the facts of industrial life. All Mullard had was a handful of sand (silicon) and a few other basic raw materials. Everything after depended on human invention and human skills diligently applied to transform such unlikely stuff into valves, TV picture tubes and semiconductors. His message was 'added value', the difference between raw material cost, entering at one end of the factory, and the sales value of what left at the other end.

This added value, Jones would continue, was the only true measure of wealth generated and it was this wealth which was needed to support the big spenders in health, education and welfare services. Of course he was right but he did rather keep on about it. He needed to when addressing those to whom simple truths, honestly expressed, are anathema, such as progressives who find private enterprise distasteful, profit practically obscene and business success somewhat immoral. Unhappily he was talking to the deaf. They didn't want to know and since his days at Mullard, a new generation of progressives still cling to the same prejudices.

SIR E. HARRISON

More recently Sir Ernest Harrison had the opportunity to air his 'no magic formula' theory, to explain the success of the Racal Electronics Group. This came up yet again when he accepted the Business Enterprise Award 1982. His pet theme is people, his own

team of Racal people, all 12,500 of them who believe in Britain and in themselves, the finest team in the world. He was saying this when Racal had a couple of thousand people and has been saying it ever since, and with absolute sincerity.

Harrison, like Jones, is also keenly aware of added value (i.e. high productivity) but employs an oblique approach. He points out, with justifiable pride, that exports per UK head of his employees has reached £21,000, more than three times the average for the whole of Britain's manufacturing industry.

I can add a figure or two of my own. In the last ten years Racal's world-wide turnover has multiplied by a factor of 30, while the number of Racal people has grown only by a factor of six. This tells us something about Racal, something about technological advance and something about general unemployment.

PEOPLE

Sir Ernest's belief in people is well-founded, but I think he is being too modest. My own observation is that management style as well as competence is the key to success.

I remember as a keen one-time motorcyclist my reverence for the BMW machine and the consequent shock of learning that they were assembled not, as I had imagined, by skilled German craftsmen but by a largely ex-patriate Turkish workforce. The machines nevertheless, remained immaculate.

And why, one wonders, has Japanese discipline and dedication to the work ethic been not only accepted but even welcomed in industrial South Wales by a workforce which hitherto has not been known for acquiescence in new patterns of work.

I commented on this phenomenon a couple of years ago but had over-looked further developments. Some 6,000 people are now employed by eight Japanese companies in South Wales and all appear to be prospering. The one common factor is that all have single union agreements which largely eliminate squabbles over who does what. Compare this with factories with a dozen unions, a multiplicity of shop stewards and constant friction over demarcation. In the one case unity of purpose, in the other potential chaos.

JAPANESE STYLE

True that at least some of the Japanese-style managements prefer to recruit shop-floor operatives straight from school, uncontaminated by bad practices. The difficulty of finding a job probably helps in recruits accepting a high standard of discipline and total involvement, and reports suggest that this leads to contentment rather than the reverse. Staff turnover, always a problem in a largely female electronic assembly shop, has declined since the pioneer companies came into the area six years or so ago, setting standards for work practices which then appeared to be difficult to enforce. The Japanese invasion, one is tempted to say revolution, in South Wales is good for the area, good for the people and no doubt good for the Japanese.

Now what about Racal people? The Decca electronics interests bought by Racal were doing badly at the time. Today they are again

successful, and yet the workforce is composed of substantially, if not entirely, the same people as before.

Of course people and their individual qualities are important at all levels of employment but without leadership and direction their abilities and talents remain undeveloped, even willingness to work undermined.

In military circles there is a saying that there are no bad troops, only bad officers. Could it not be that General Sir Ernest Harrison is an inspired leader of his Racal Regiments in attacking world markets? That his shock troops down to the lowest ranks have the confidence in themselves only because of their own confidence and trust in a leadership that has never let them down?

OUTLOOK

1982 proved a dramatic year at home and overseas. Now in the first weeks of a new year it is even more difficult to project the future. We have yet to get the feel of a new regime in the Kremlin. With so many countries on the brink of bankruptcy it seems unlikely that the world recession will improve, if ever. Wars and rumours of war continue, both economic and military. Political warfare too, with a hard fought election at home in prospect.

The electronics industry is still good news. Even television broadcasting, with all its triviality, has brought benefits. Channel 4 resulted in millions of pounds of new equipment which still runs into this year with extensions to the transmitter network. Breakfast TV will also bring in revenue from hardware, maintenance and re-equipment.

PROSPECTS

On the ground we have the start-up of the Mercury data network, the prospect of cable TV and or cellular mobile radio. In the air the US space shuttle has opened up new possibilities in deployment of communications, scientific and defence satellites.

The home computer market has taken off to the extent that I read somewhere that one clever young man in the business could be worth £100 million by the end of the year. Equally, he might lose it. And apparently Gatwick No 2 Terminal will generate a lot of extra telecommunications business.

Companies like Cable & Wireless, GEC, Plessey, Racal, Ferranti and the aerospace companies will all have record turnovers, record profits and hopefully an increase in people employed. The news is not all bad, opportunities are there to be seized. One might say there are no bad times, only bad businesses.

If this is not true how does one account for the entrepreneurs who become millionaires last year in the hard grip of recession. Dick Skipworth of Memec, said now to be worth £10 million at the age of 44, or Alan Sugar running Amstrad in 'consumer electronics', almost universally regarded by others as a disaster area. Or the founders of Micro Consultants up in the million bracket and the founders of Continental Microwave who have nearly reached the magic million. It's not only the big companies who make money. The little 'uns can do very nicely, too.

THE use of side lights or dipped headlights during twilight conditions is now considered mandatory and can be instrumental in reducing both the frequency and severity of road accidents. Unfortunately many drivers often do not recognise the onset of twilight conditions soon enough; their eyes become gradually accustomed to the progressive reduction in ambient light level. The point at which the lights are eventually switched on is then too late; being simply too dark for safe driving without lights.

The unit described provides the driver with both audible and visual warnings of inadequate ambient light level. The threshold is adjustable over a fairly wide range and the alarm action is quite positive. The unit automatically resets when the light level returns to a safe level. The device uses readily available low cost components and can be easily and quickly fitted to any vehicle.

CIRCUIT DESCRIPTION

The light sensitive transducer, IC1, produces an output of +5V when illuminated and 0V when in darkness. The switching threshold of the device is made adjustable by means of VR1 and its supply voltage is regulated with the aid of a simple shunt Zener diode, D1. The output of IC1 is inverted by means of TR1 and then applied to the reset input of a 555 timer, IC2, which is connected in an astable configuration.

The astable provides an output at approximately 1Hz and this is applied to the l.e.d., D2, via an appropriate series resistor, R7. The low frequency square wave output is also connected to a second 555 astable, IC3. This stage operates at approximately 1.2kHz and its output is taken via coupling capacitor, C5, to a miniature loudspeaker.

The unit is protected against inadvertent reverse connection of the supply by means of D3. C1 and C6 provide decoupling of the supply voltage rail.

COMPONENTS

Resistors

R1	10k
R2	10k
R3	270
R4	2k2
R5	10k
R6	47k
R7	1k
R8	10k
R9	1k

All fixed resistors are 0.25W 5% carbon

Capacitors

C1	100 μ 16V p.c. electrolytic
C2	100n polyester
C3	22 μ 25V axial electrolytic
C4	100n polyester
C5	220n polyester
C6	100 μ 16V p.c. electrolytic

Semiconductors

TR1	BC548
D1	BZY88C4V7
D2	Red l.e.d.
D3	1N4002
IC1	5VLAS
IC2	555
IC3	555

Potentiometer

VR1 100k minimum horizontal skeleton pre-set

Miscellaneous

Miniature loudspeaker or earpiece (see text)
Case
8-pin DIL i.c. sockets (2 required)
0.1in matrix Veroboard (17 holes x 28 tracks)
Terminal pins
Grommet
L.e.d. mounting clips (2 required)

Provides audible and visual warning of an inadequate light level

Twilight WARNING

MICHAEL TOOLEY B.A.
DAVID WHITFIELD M.A. M.Sc.



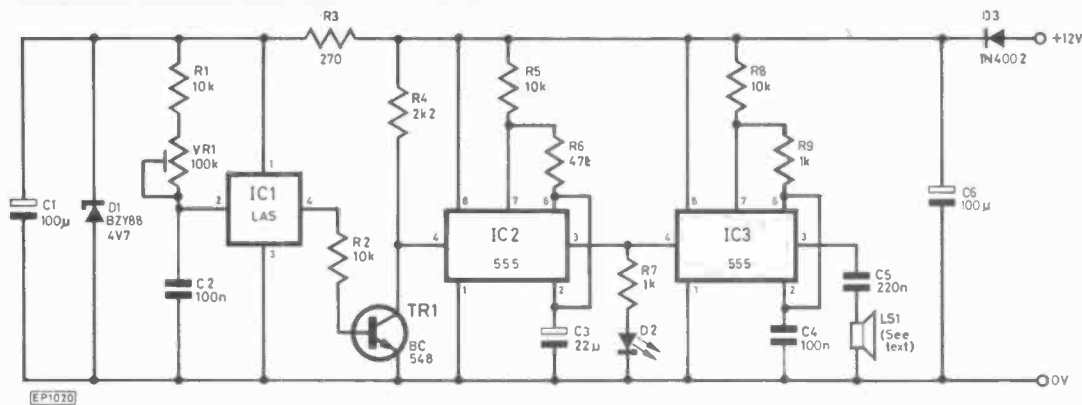


Fig. 1 Circuit of Twilight Warning Indicator

CONSTRUCTION


The components are assembled on a small piece of 0.1in matrix Veroboard measuring approximately 70mm x 43mm, as shown in Fig. 2. Terminal pins should be employed for interconnection of the circuit board with the case mounted components.

When assembly is complete, the top side of the board should be examined for correct placement and orientation of components whilst the underside should be inspected for dry joints and solder bridges between tracks. Breaks in the tracks should be made using either a proprietary spot face cutter or with the aid of a small sharp drill.

The circuit board should be mounted in the base of the plastic case using two small stand-off pillars. Interconnections from the board to the case mounted components are made using short lengths of insulated wire.

The transducer used for the alarm output of the alarm can be a conventional loudspeaker, and earpiece, or even a standard telephone insert. The nominal impedance of such a unit can be anywhere in the range 8 ohm to 10 kilohm. Most small transistor radio loudspeakers will produce more than ample volume and the value of the coupling capacitor, C5, may be altered to increase or decrease the sound level accordingly.

The light activated switch i.c. is most conveniently mounted on a separate small piece of Veroboard which may be secured to the upper surface of the case by means of a single nut, bolt and stand-off pillar. The four interconnections to the i.c. are best made using a short length of four-way ribbon cable. To improve the external appearance of the finished unit, the light activated switch i.c. may be fitted with



a standard i.e.d. clip and, furthermore, it is recommended that the device be recessed (by means of an appropriate length of stand-off pillar) so that its upper surface is flush with the surface of the i.e.d. bezel. Such an arrangement not only offers a measure of protection for the i.c. but also restricts the angle over which incident light is received.

INSTALLATION AND ADJUSTMENT

Adjustment of the twilight indicator is best carried out with the unit fitted to the vehicle. Suitable locations for the alarm module include the rear parcel shelf and the front dashboard. The unit should be positioned so that the light sensitive transducer is positioned upwards facing the windscreen or rear window. The acceptance angle of the transducer is fairly wide and can, if desired, be narrowed by means of a short extension tube bonded to the mounting clip. Such a tube should, of course, be sprayed matt black.

The threshold control, VR1, should be adjusted so that the alarm operates at the onset of twilight. The alarm may be cancelled, if desired, by interrupting the supply using a single pole single throw miniature toggle switch. Automatic cancellation of the alarm when the side lights are on can be achieved simply by wiring a 10 kilohm resistor from the side light circuit to the base of TR1. ★

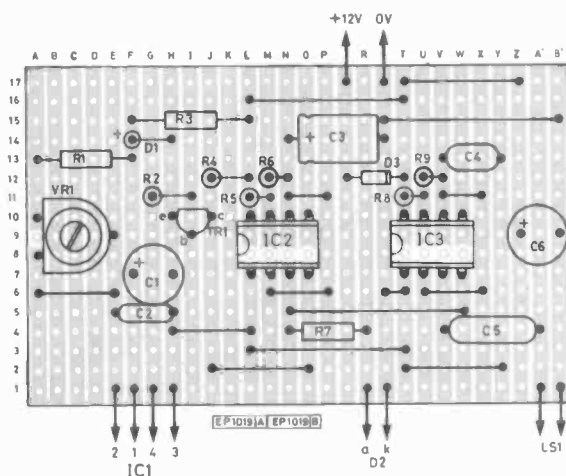



Fig. 2 Veroboard assembly details



Patents Review

Copies of Patents can be obtained from:
the Patents Office Sales, St. Mary Cray, Orpington, Kent. Price £1.60 each.

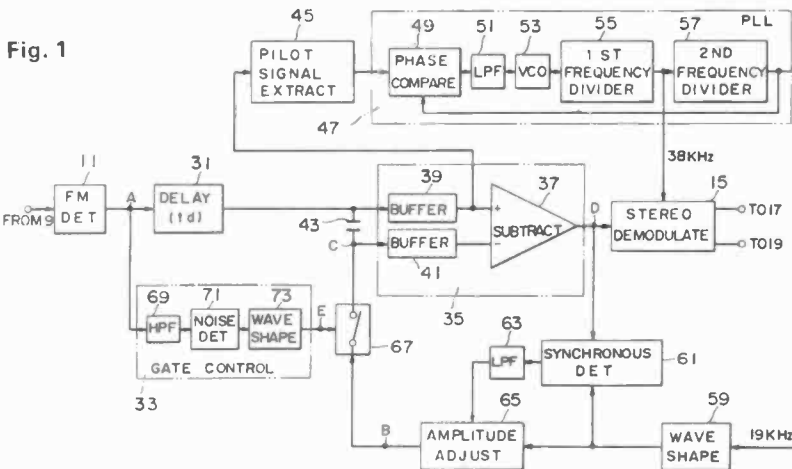
NO NOISE

Sanyo, of Osaka city in Japan, has filed a European patent application 0 056 464 on a circuit for removing pulsive noise interference from a radio signal.

Fig. 1 shows the basic idea. FM detector 11 outputs a stereo composite signal to delay circuit 31 and gate control 33. The delayed composite signal is applied to one input of a subtracting circuit 37 via emitter-follower buffer circuit 41. Capacitor 43 bridges to the other input of circuit 35 via another buffer. The subtracted output goes to stereo demodulator 15.

The delayed composite signal also goes to pilot tone extractor 45 which produces a reference signal for a conventional phase lock loop 47, which produces signals at 19kHz and 38kHz. A cancel signal is derived at 65 and fed back to the subtract circuit. Gate 67 is controlled by circuit 33 which has a high pass filter 69, noise detector 71 and shaper 73.

When there is no pulsive noise or interference in the composite signal, gate control circuit 33 produces no pulse and gate 67 conducts. So the cancel signal from circuit 65 goes via gate 67 to one input of subtractor 35, while the other input receives the delayed composite. When there is pulsive noise on the composite it is detected at 71 and gate 67 switched. So



the composite and pulsive noise is applied to both inputs of subtract circuit 37. The pulsive noise is removed and the stereo pilot signal cancelled. The lengthy patent gives a detailed breakdown of a convoluted series of events which brings this about.

It's worth noting in passing that while in Japan recently, visiting JVC, I heard the demonstration of a very new prototype pulsive noise suppressor. This removes interference spikes from an audio waveform and disguises their removal by replacing

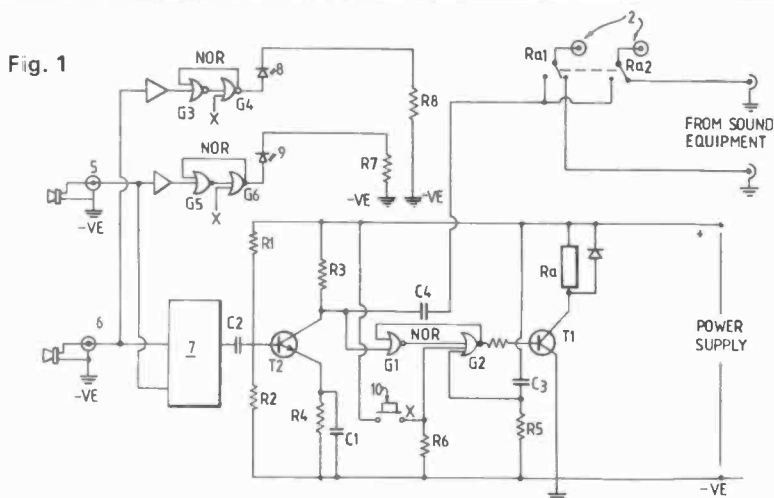
missing parts of the waveform by extrapolation. No details were available, but it seems likely that the technique used is a spin-off from error concealment in digital audio reproduction, where too many bits are missing for error correction to be possible. The JVC circuit, which works on any audio signal (whether from radio, gramophone or tape recorder) points the way to the future. Circuits like that described in the Sanyo patent are suitable only for FM stereo radio use.

HEADPHONE WARNING

Michael Pears of Leamington Spa, Warwickshire has filed a British patent application 2 093 242 on a warning system which tells anyone wearing headphones when the telephone or doorbell is ringing. The headphones plug into the hi-fi via the warning device, and the microphones are kept near the doorbell and telephone.

Fig. 1 shows how the microphones 5, 6 trip the circuit and switch relay Ra to control the headphones. When there is no signal from microphones 5 & 6 transistor T2 is switched on, via resistors R1, R2. The collector voltage of T2 is too low to switch NOR gate G1.

When either or both of the microphones picks up a sound signal, T2 receives a signal via capacitor C2. This switches it at a rate determined by the frequency of the audio input from the microphone. While T2 is momentarily non-conductive, its collector voltage rises to switch gate G1. Gate G2 now has signals at its inputs and switches T1 to operate relay R2. Gates G1, G2 latch on with feedback and the headphones are



disconnected from the hi-fi, and switched to receive the sound from the microphones. So the listener suddenly stops hearing music and hears the door or telephone bell instead. Re-set button 10 puts the system back to normal for music listening.

There is also a modified time sensitive circuit in which the ringing current is rectified and stored in a capacitor until a threshold value has been built up. In this way brief false alarm sounds cannot trigger the system.

ELECTROVALUE

- 24 HOUR NORMAL DESPATCH TIME
- ESTABLISHED 1965
- ALL GOODS GUARANTEED BRAND NEW AND TO SPECIFICATION
- APPOINTED SIEMENS DISTRIBUTORS

CAPACITORS

Polystyrene, Siemens
 5% Tolerance 160V
 5, 7, 10, 12, 15, 18, 22, 27, 33, 39pF 15p;
 47, 56, 68, 82, 100, 120, 150, 180, 220,
 270, 330, 390, 470, 560, 680, 820pF, 1n,
 1n2, 1n5, 1n8, 2n2, 2n7, 3n3, 3n9, 4n7,
 5n6, 6n8, 8n2, 10n, 13p
 Ceramic Very small 1.8, 2.2, 2.7 etc. up to
 1n5p each. 1n5, 2n2, 3n3, 4n7, 6n8, 5p;
 10n, 22n, 6p; 33n, 47, 7p; 100n, 8p
 Polyester, Siemens Layer Type 7.5mm
 lead spacing 100V
 1n, 1n5, 2n2, 3n3m 6p; 4n7, 6n8, 8n2, 10n
 12n, 15n, 18n, 22n, 33n, 47n, 56n, 68n,
 7p; 82n, 100n, 9p 120n, 150n, 15p; 180n,
 220n, 12p; 270n, 330n, 330n, 390n, 470n,
 15p; 560n, 680n, 24p; 10mm spacing 1uF
 25p; 15mm spacing 2.2 36p; 22.5mm,
 spacing 1uF 400V 50p; 3.3uF 100V 69p; in
 depth stocks.

I.C.s - DIGITAL & ANALOGUE

DIGITAL			
74LS00	11	74LS161	37
74LS02	12	74LS163	38
74LS04	12	74LS164	43
74LS05	11	74LS165	40
74LS10	12	74LS166	90
74LS12	12	74LS167	55
74LS13	12	74LS174	46
74LS14	12	74LS175	55
74LS15	12	74LS191	50
74LS16	12	74LS193	40
74LS17	12	74LS194	40
74LS18	12	74LS195	39
74LS19	12	74LS196	48
74LS20	12	74LS197	60
74LS21	12	74LS201	51
74LS22	12	74LS202	55
74LS23	12	74LS203	55
74LS24	28	74LS204	55
74LS25	15	74LS205	55
74LS26	15	74LS206	55
74LS27	15	74LS207	55
74LS28	15	74LS208	55
74LS29	15	74LS209	55
74LS30	15	74LS210	55
74LS31	15	74LS211	55
74LS32	15	74LS212	55
74LS33	15	74LS213	55
74LS34	15	74LS214	55
74LS35	15	74LS215	55
74LS36	15	74LS216	55
74LS37	15	74LS217	55
74LS38	15	74LS218	55
74LS39	15	74LS219	55
74LS40	15	74LS220	55
74LS41	15	74LS221	55
74LS42	15	74LS222	55
74LS43	15	74LS223	55
74LS44	15	74LS224	55
74LS45	15	74LS225	55
74LS46	15	74LS226	55
74LS47	15	74LS227	55
74LS48	15	74LS228	55
74LS49	15	74LS229	55
74LS50	15	74LS230	55
74LS51	15	74LS231	55
74LS52	15	74LS232	55
74LS53	15	74LS233	55
74LS54	15	74LS234	55
74LS55	15	74LS235	55
74LS56	15	74LS236	55
74LS57	15	74LS237	55
74LS58	15	74LS238	55
74LS59	15	74LS239	55
74LS60	15	74LS240	55
74LS61	15	74LS241	55
74LS62	15	74LS242	55
74LS63	15	74LS243	55
74LS64	15	74LS244	55
74LS65	15	74LS245	55
74LS66	15	74LS246	55
74LS67	15	74LS247	55
74LS68	15	74LS248	55
74LS69	15	74LS249	55
74LS70	15	74LS250	55
74LS71	15	74LS251	55
74LS72	15	74LS252	55
74LS73	15	74LS253	55
74LS74	15	74LS254	55
74LS75	15	74LS255	55
74LS76	15	74LS256	55
74LS77	15	74LS257	55
74LS78	15	74LS258	55
74LS79	15	74LS259	55
74LS80	15	74LS260	55
74LS81	15	74LS261	55
74LS82	15	74LS262	55
74LS83	15	74LS263	55
74LS84	15	74LS264	55
74LS85	15	74LS265	55
74LS86	15	74LS266	55
74LS87	15	74LS267	55
74LS88	15	74LS268	55
74LS89	15	74LS269	55
74LS90	15	74LS270	55
74LS91	15	74LS271	55
74LS92	15	74LS272	55
74LS93	15	74LS273	55
74LS94	15	74LS274	55
74LS95	15	74LS275	55
74LS96	15	74LS276	55
74LS97	15	74LS277	55
74LS98	15	74LS278	55
74LS99	15	74LS279	55
74LS100	15	74LS280	55
74LS101	15	74LS281	55
74LS102	15	74LS282	55
74LS103	15	74LS283	55
74LS104	15	74LS284	55
74LS105	15	74LS285	55
74LS106	15	74LS286	55
74LS107	15	74LS287	55
74LS108	15	74LS288	55
74LS109	15	74LS289	55
74LS110	15	74LS290	55
74LS111	15	74LS291	55
74LS112	15	74LS292	55
74LS113	15	74LS293	55
74LS114	15	74LS294	55
74LS115	15	74LS295	55
74LS116	15	74LS296	55
74LS117	15	74LS297	55
74LS118	15	74LS298	55
74LS119	15	74LS299	55
74LS120	15	74LS300	55
74LS121	15	74LS301	55
74LS122	15	74LS302	55
74LS123	15	74LS303	55
74LS124	15	74LS304	55
74LS125	15	74LS305	55
74LS126	15	74LS306	55
74LS127	15	74LS307	55
74LS128	15	74LS308	55
74LS129	15	74LS309	55
74LS130	15	74LS310	55
74LS131	15	74LS311	55
74LS132	15	74LS312	55
74LS133	15	74LS313	55
74LS134	15	74LS314	55
74LS135	15	74LS315	55
74LS136	15	74LS316	55
74LS137	15	74LS317	55
74LS138	15	74LS318	55
74LS139	15	74LS319	55
74LS140	15	74LS320	55
74LS141	15	74LS321	55
74LS142	15	74LS322	55
74LS143	15	74LS323	55
74LS144	15	74LS324	55
74LS145	15	74LS325	55
74LS146	15	74LS326	55
74LS147	15	74LS327	55
74LS148	15	74LS328	55
74LS149	15	74LS329	55
74LS150	15	74LS330	55
74LS151	15	74LS331	55
74LS152	15	74LS332	55
74LS153	15	74LS333	55
74LS154	15	74LS334	55
74LS155	15	74LS335	55
74LS156	15	74LS336	55
74LS157	15	74LS337	55
74LS158	15	74LS338	55
74LS159	15	74LS339	55
74LS160	15	74LS340	55

CMOS

4001	14	LM324N	115
4002	14	LM3300N	50
4003	20	LM3391A	200
4004	14	LM3915N	200
4005	14	NE567N	23
4006	14	NE566A	45
4007	14	NE567N	104
4008	14	RC4151NB	80
4009	10	S041E	290
4010	12	S041P	121
4011	12	S042E	364
4012	14	S042P	138
4013	14	S89	11.23
4014	14	S178B	31.00
4015	14	S187	13.28
4016	12	S566B	214
4017	15	S576A	236
4018	20	S576B	236
4019	20	S576C	236
4020	20	S576D	225
4021	20	S1469	468
4022	35	SAB0600	302
4023	46	SAB3209	437
4024	25	SAB3210	311
4025	14	SAB3211	168
4026	40	SAB3212	329
4027	35	SAB4209	457
4028	14	SAB8256	35.40
4029	28	SAD1024	15.50
4030	80	SAJ131	238
4031	20	SAJ141	224
4032	20	SAJ205	910
4033	45	SA5231W	86
4034	39	SA5251	142
4035	55	SA5580	196
4036	40	SA5590	196
4037	22	SDB5680A	120
4038	46	TA0761	104
4039	24	TA0762	104
4040	34	TA0763	104
4041	40	TA0764	104
4042	40	TA0765	104
4043	40	TA0766	104
4044	40	TA0767	104
4045	40	TA0768	104
4046	40	TA0769	104
4047	40	TA0770	104
4048	40	TA0771	104
4049	40	TA0772	104
4050	40	TA0773	104
4051	40	TA0774	104
4052	40	TA0775	104
4053	40	TA0776	104
4054	40	TA0777	104
4055	40	TA0778	104
4056	40	TA0779	104
4057	40	TA0780	104
4058	40	TA0781	104
4059	40	TA0782	104
4060	40	TA0783	104
4061	40	TA0784	104
4062	40	TA0785	104
4063	40	TA0786	104
4064	40	TA0787	104
4065	40	TA0788	104
4066	40	TA0789	104
4067	40	TA0790	104
4068	40	TA0791	104
4069	40	TA0792	104
4070	40	TA0793	104
4071	40	TA0794	104
4072	40	TA0795	104

ANALOGUE

4073	14	LM324N	115
4074	14	LM3300N	50
4075	20	LM3391A	200
4076	14	LM3915N	200
4077	14	NE567N	23
4078	14	NE566A	45
4079	14	NE567N	104
4080	10	RC4151NB	80
4081	10	S041E	290
4082	12	S041P	121
4083	12	S042E	364
4084	14	S042P	138
4085	14	S89	11.23
4086	14	S178B	31.00
4087	14	S187	13.28
4088	12	S566B	214
4089	15	S576A	236
4090	20	S576B	236
4091	20	S576C	236
4092	20	S576D	225
4093	20	S1469	468
4094	35	SAB0600	302
4095	46	SAB3209	437
4096	25	SAB3210	311
4097	14	SAB3211	168
4098	40	SAB3212	329
4099	35	SAB4209	457
4100	14	SAB8256	35.40
4101	28	SAD1024	15.50
4102	80	SAJ131	238
4103	20	SAJ141	224
4104	20	SAJ205	910
4105	45	SA5231W	86
4106	39	SA5251	142
4107	55	SA5580	196
4108	40	SA5590	196
4109	22	SDB5680A	120
4110	46	TA0761	104
4111	24	TA0762	104
4112	34	TA0763	104
4113	40	TA0764	104
4114	40	TA0765	104
4115	40	TA0766	104
4116	40	TA0767	104
4117	40	TA0768	104
4118	40	TA0769	104
4119	40	TA0770	104
4120	40	TA0771	104
4121	40	TA0772	104
4122	4		

Cheap Imitations?



Microdoctor

is an alternative to AUTOMATIC TEST EQUIPMENT which can be very expensive. MICRODOCTOR is perfectly adequate for diagnosing faults in microprocessor boards or computers in the REPAIR SHOP or on the PRODUCTION LINE. Reports are PRINTED on the Integral thermal printer. Tests supported are CHECKSUM, RAMTEST, WAIT, READ, WRITE, I/O READ, I/O WRITE, DUMP IN HEX, DUMP IN ASCII, TEST DATA LINES (for shorts between data, address and rails), SEARCH (for two specified bytes), MAP (print a memory map of ROM, RAM, I/O and EMPTY SPACE). Supports both multiplexed and non-multiplexed address/data. Standard software will also DISASSEMBLE in Z80 mnemonics - other disassemblers cost extra. Programs for board-testing can be written in MINUTES - and retained for MONTHS even if the power is switched off (CMOS RAM is backed-up with

rechargeable battery). Capacity is 15 different programs of 12 tests each. Included are two PROBE CONFIGURATION CARDS (One Z80, other uncommitted). PROBE with 24 inch cable and 40-pin DIL plug - and POWER SUPPLY. Extras available are 6502 disassembler retrofit... £35. Clip-over PROBE (only needed if µP is soldered-in)... £35.

£295
+VAT



The Menta Z80 Development System

uses the MOST POWERFUL LANGUAGE OF ALL - direct ASSEMBLER MNEMONICS. MENTA has VISUAL AIDS to program development which the big systems lack: a TV display of PROGRAM, REGISTERS and STACK; single-step operation (watch the cursor move from instruction to instruction, see the register-contents change, observe stack operations, etc.) BUGS can be fixed immediately without reassembling. Full speed operation is supported too - with or without BREAKPOINTS. Designed originally for the Schools' Council to teach microprocessing, MENTA is a complex CONTROLLER in its own right, like any other Z80 system, with practical, commercial applications in ROBOTICS. Features include CASSETTE INTERFACE, ASSEMBLER/EDITOR, serial DISASSEMBLER (now included as standard), 24 bits of I/O - also TV FLYLEAD, POWER SUPPLY and COMPREHENSIVE MANUAL with SOURCE-CODE LISTING.

£99
+VAT

Goodies from Dataman

Olivetti Typewriter Interfaces

for ET121 and ET221 machines which permit the typewriter to be used as a DAISY WHEEL PRINTER for computers implementing the RS232, IEEE 488 (PET) or CENTRONICS PARALLEL busses: almost all computers in fact. Great for word processing and letter-writing! Same price, fitting free if requested (you pay carriage on typewriter if we fit).

£195.00

Thandar Logic Analyser Enhancements

The THANDAR TA2080 LOGIC-ANALYSER was NOT designed by DATAMAN - but we like this Instrument and use it for product development. When writing software we use SOFTY for ROM EMULATION, following the program-flow on the TA2080 screen. We modified our TA2080 to make it more useful: adding an RS232 OUTPUT TO PRINTER - also Z80 and 6502 DISASSEMBLERS. Now we can follow program operation in MNEMONICS on-screen and print TIMING or STATE DIAGRAMS and DISASSEMBLED CODE. Cost of this RETROFIT kit (12K of program ROM, socket for RS232, interface board, instruction sheet) is, if fitted by us and purchased with a TA2080

£195.00

if purchased as a kit without TA2080

£295.00

Softy 1 with PSU

Yes, we still have a few old faithful 3 rail EPROM PROGRAMMERS around, as seen in Kensington Science Museum, if you are still using 2708's get yourself this fine old classic at a bargain price

£95.00

Ultra-Violet Eprom Erasers from

£33.00



Softy Eprom Programmer/Emulator

SOFTY has functions equal, at least, to equipment which sells for over £500. SOFTY EMULATES AND PROGRAMS 2716, 2516, 2732, 2532 EPROMS. (The type is selected by a personality switch. SOFTY will copy any of these EPROMS to any other). SOFTY has a HEX KEYPAD, a fast CASSETTE INTERFACE, a MEMORY MAP TV DISPLAY with powerful editing - such as: INSERT, DELETE, SHIFT-BLOCK and many other facilities - too many to list here. RS232 SERIAL and CENTRONICS PARALLEL routines for INPUT and OUTPUT are standard. The price includes TV FLYLEAD, POWER SUPPLY and ROM EMULATOR CABLE WITH 24 PIN DIL PLUG.

SOFTY is used as a DEVELOPMENT SYSTEM for new products or just as a STAND-ALONE EPROM PROGRAMMER.

£169
+VAT

Dataman Designs

LOMBARD HOUSE,
CORNWALL ROAD,
DORCHESTER, DORSET DT1 1RX.
Telephone: Dorchester (0305) 68066
Telex 418442 DATAMAN

Prepaid orders normally shipped by return
Prices include first-class recorded post in UK
Securicor, Red Star, etc. at extra cost
VAT should be added at current rates.

All our own work!
Dataman

INSTRUCTION
MANUAL
FOR
MODEL AMM301
MULTI-METER

SPECIAL OFFER!

INSTRUCTION
MANUAL
FOR
MODEL AMM201
MULTI-METER



ANDERS METERS

To: Anders Electronics Ltd. (PE Meter Offer), 48-56 Bayham Place, London NW1 0EU. Tel: 01-387 9092.

AMM201 £15.95

AMM301 £19.95

Prices include case, leads instructions, V.A.T. & Postage

ANDERS have a very high reputation for their meters in the industry and we are very pleased to make these two examples available to readers at this price. The special PE price is in fact *lower* than Anders one-off industrial price and it includes postage.

These rugged general purpose meters feature colour coded scales, fuse and diode protection and a choice of 20 or 30k Ω /V sensitivity. Supplied with test leads and a strong rigid carrying case.

BRIEF SPECIFICATION	AMM 201	AMM 301
Sensitivity (k Ω /V) d.c.	20	30
a.c.	10	15
Accuracy (%) d.c.	3	3
a.c.	4	4
Ω	3	3
No. of ranges	16	21
Voltage ranges d.c.	250mV-1000V	60mV-300V
a.c.	10-1000V	6-1200V
Current ranges d.c.	50 μ A-250mA	30 μ A/600mA
Resistance ranges (full scale)	500 Ω -500k Ω	20C Ω -2M Ω
dB ranges	-20 to +36	-20 to +31

Please send me

AMM 201 at £15.95 each

AMM 301 at £19.95 each

I enclose PO/Cheque No. Value

Name

Address

Please allow 28 days for delivery
OFFER CLOSES FRIDAY, MARCH 25, 1983

Name

Address

To: Anders Electronics Ltd. (PE Meter Offer), 48-56 Bayham Place, London NW1 0EU. Tel: 01-387 9092

Please complete both parts of the coupon in BLOCK CAPITALS

Michael Tooley B.A.

radio BOOSTER

David Whitfield M.A. M.Sc.

Improves signal level and reduces r.f.i. in radio reception

MANY lower-cost car radio receivers fail to provide satisfactory reception of weaker signals. Whilst this may be of little concern to the motorist who wishes to listen mainly to the BBC Radio Four transmission on long wave and perhaps also one or two local stations, those who are a little more adventurous in their listening habits will derive considerable benefit from enhanced receiver performance.

Many of the problems associated with poor receiver sensitivity can be readily overcome by providing the receiver with a larger input signal. This will considerably improve reception; not only is the signal "louder and clearer" but the effects of ignition interference and miscellaneous noise generated by the engine can be greatly reduced.

The radio Booster described not only provides some 10dB, or so, of additional signal gain, but also improves the efficiency of the aerial matching. The unit offers two separate inputs; one for low and mid-frequencies (100kHz to 3MHz) and one for high and very high-frequencies (3MHz to 120MHz). These inputs exhibit appropriate impedances for matching typical car aerials intended for MW/LW and VHF reception respectively. The result is a properly matched wideband preamplifier system which will be more than adequate for the reception of all but the weakest signals.

The unit is simple to construct, uses only one integrated circuit and one field effect transistor, and requires no alignment or internal modification to the existing receiver.

CIRCUIT DESCRIPTION

The complete circuit diagram of the radio Booster is shown in Fig. 1. The LF/MF aerial is connected to the high impedance input at SK1. Silicon switching diodes, D1 and D2, provide input protection for TR1 which operates as a

source follower in order to buffer the relatively low input impedance of IC1. The HF/VHF aerial is connected to the low impedance input at SK2. Simple frequency compensation is provided by L1, C3 and R3. This network improves stability and assists with the duplexing of the LF/MF and HF/VHF inputs.


IC1 is a fixed gain broadband RF amplifier. This device provides a nominal voltage gain of 10 with an upper frequency 3dB point of typically 140 MHz. Ferrite bead, L2, and capacitor, C5, provide efficient supply decoupling at VHF whilst C11 and C7 decouple the supply at other frequencies. A simple shunt Zener stabiliser, D3, regulates the supply at approximately 6V. The π network provided by L3, C8 and C9 reduces supply-borne ignition and electrical noise to a minimum whilst C10 reduces generator whine. Reverse supply protection is provided by D5 and the presence of the supply is indicated by l.e.d. D4.

CONSTRUCTION

The radio Booster is built using a single-sided p.c.b., the copper foil layout of which is shown in Fig. 2. The layout is quite critical, particularly if good VHF performance is to be maintained, and thus no other form of construction should be attempted.

IC1 should preferably not be fitted with a holder and all other components should be fitted with the minimum lead length. Components are most conveniently fitted in the following order; terminal pins, resistors, capacitors, inductors, diodes, transistor, and integrated circuit. Care should be taken to ensure correct polarity of the electrolytic capacitors, diodes, transistor, and integrated circuit. The p.c.b. component layout is shown in Fig. 3.

The assembled Booster



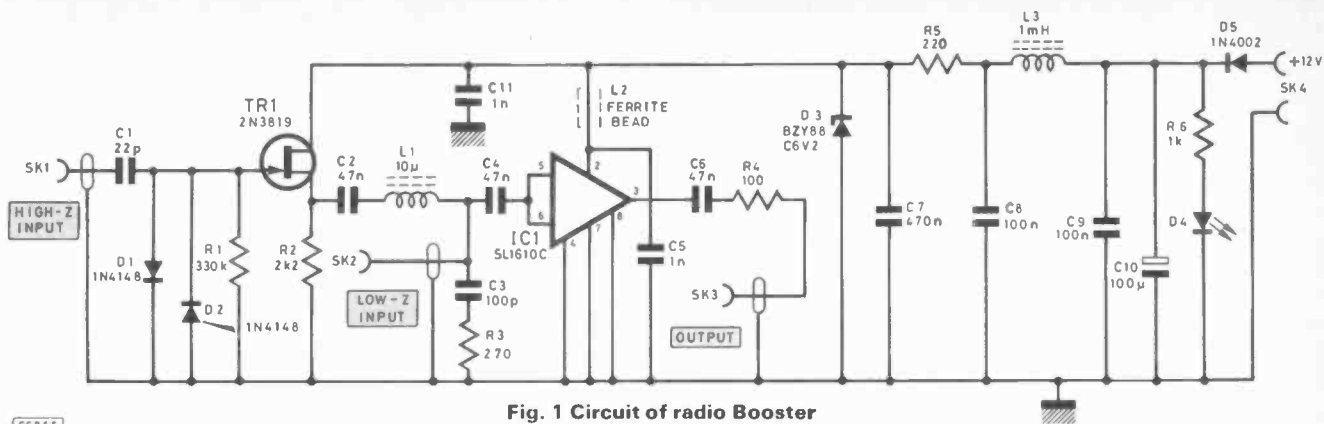


Fig. 1 Circuit of radio Booster

Once complete, both sides of the p.c.b. should be carefully checked. The foil side should be examined for dry joints and solder bridges between tracks. The component side should be checked for correct placement and orientation of components. The p.c.b. should then be mounted into the diecast case using four short stand-off pillars. Note that, to minimise stray pick-up of electrical noise, the use of a screened metal case is absolutely essential.

Wiring from the p.c.b. to the case-mounted components should follow the layout shown in Fig. 4. Note that the OV connection is made at three separate points, each being a solder tag secured by one of the two retaining nuts of each input socket. Care should be taken to ensure that the polarity of the l.e.d. D4, is correctly observed. A standard 5-pin 180° DIN socket is used for power input; the positive connection being taken to pin 1 whilst the negative connection is taken to pin 3. Constructors may, of course, substitute a different power connector, or pin convention, to suit their own preference.

INITIAL TESTS AND INSTALLATION

Connect the output socket, SK3, to the aerial input of the car receiver using a length of either 75 ohm or 50 ohm coaxial cable terminated with suitable connectors. The length of this cable is not critical.

The radio Booster should, ideally, be located as close to the aerial as is practicable, however, this arrangement may be difficult to realise particularly if the aerial is roof mounted. In any event, the feeder run from the aerial to the Booster should not exceed about 2 metres in length and must be routed well away from any vehicle component which produces a significant amount of electrical noise (eg: wiper motors). The cable used for this run should be the feeder

which was originally supplied with the aerial, suitably cut short. It should not be 50 ohm or 75 ohm cable.

Connect a VHF rod aerial to SK2 using a short length of 50 ohm or 75 ohm cable. If only one aerial is to be used for the reception of both LW/MW and VHF, this should be connected to SK2 and not SK1. If VHF reception is not required, the MW/LW aerial should be connected to SK1 and SK2 should be left disconnected. The use of an appropriate base-loaded antenna is recommended for short wave listening in the HF broadcast and amateur bands. Such an aerial should be connected to SK2 via an appropriate length of 50 ohm cable. If an aerial tuning unit is to be employed, this should be connected between the HF aerial and SK2, taking care to observe adequate screening and earth connections.

Connect SK4 to the vehicle's 12V power source using any convenient length of cable and connecting point. The cable should be routed well away from the aerials and vehicle ignition system. Check that D4 is illuminated. If this is not the case, check the polarity of the supply connections, D5, and the l.e.d. itself. The voltage developed across D3 may also be checked and this should be approximately 6V.

Tune the receiver across the desired band and note the improvement in signal strength. Note that, unless the receiver has a signal strength indicator, little effect will be noticed on signals which are already strong enough to actuate the receiver's automatic gain control system. Weaker signals, which may not have been audible before, should be greatly improved. A quick check can be made by reverting back to the original aerial system without the radio Booster connected in circuit. If ignition interference is a problem, the diecast case of the Booster should be earthed to the chassis of the vehicle. The earth connection at the aerial end of the input cable should also be checked.

Fig. 2 Copper foil layout

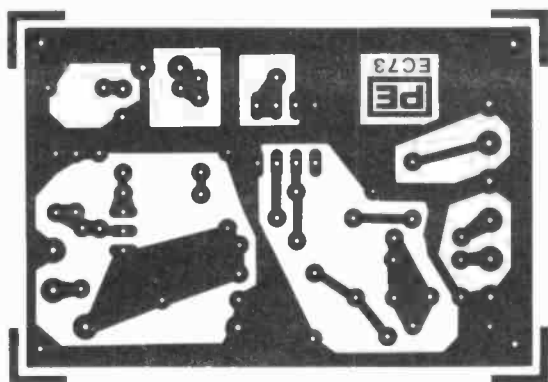
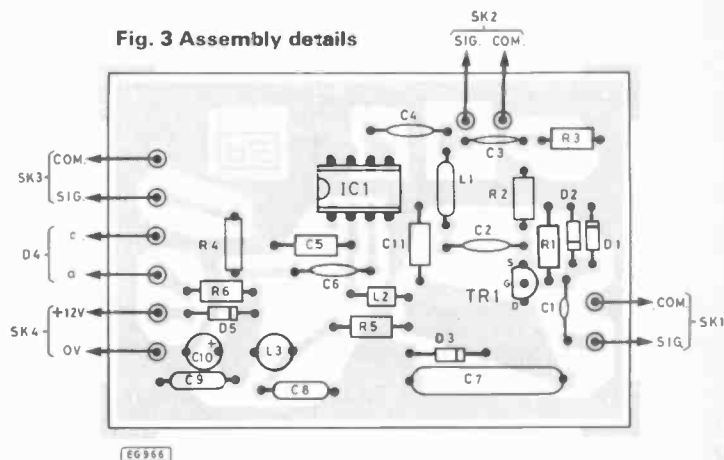


Fig. 3 Assembly details



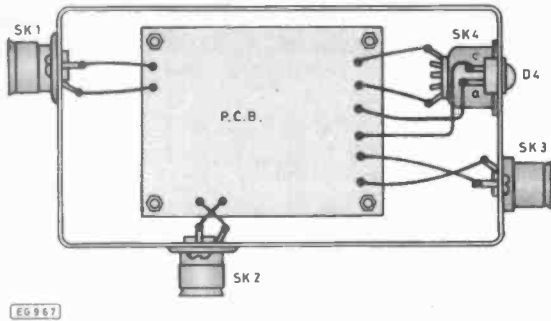
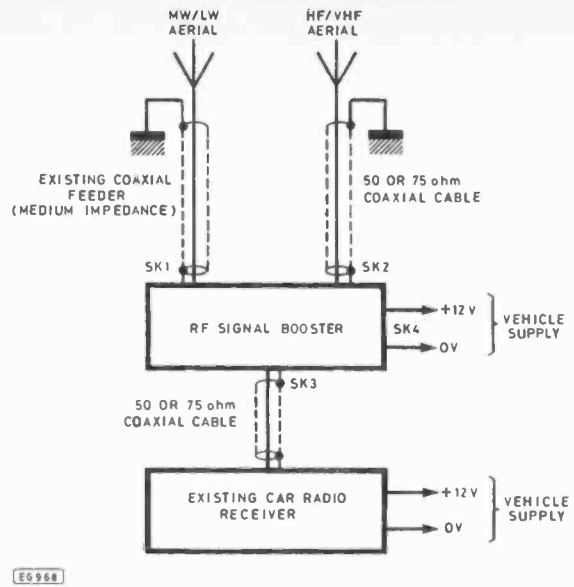


Fig. 4 (above) Internal wiring diagram of the printed circuit board to the external sockets

Fig. 5 (right) Interconnecting diagram for MW/LW and HF/VHF aerials. If only one aerial is to be used for MW/LW and VHF this should be connected to SK2



COMPONENTS

Resistors

R1	330k
R2	2.2k
R3	270
R4	100
R5	220
R6	1k

All resistors are 1/4W 5% carbon

Semiconductors

D1	1N4148
D2	1N4148
D3	BZY88 C6V2
D4	Red l.e.d.
TR1	2N3819
IC1	SL1610C

Capacitors

C1	22p
C2	47n
C3	100p
C4	47n
C5	1n ceramic
C6	47n
C7	470n polyester
C8	100n polyester
C9	100n polyester
C10	100µ 16V p.c. mounting electrolytic
C11	1n ceramic

Inductors

L1	10µH
L2	Ferrite bead
L3	1mH

Miscellaneous

- SK1 Standard Belling Lee coaxial socket
- SK2 Standard Belling Lee coaxial socket
- SK3 Standard Belling Lee coaxial socket
- SK4 3- or 5-pin 180° DIN socket
- p.c.b.
- Stand-off pillars (4 off)
- Diecast case
- Terminal pins

Components and p.c.b. are available from **Howard Associates, 59 Outlands Avenue, Weybridge, Surrey, KT13 9SU.**

BAZAAR

PRINTER Creed 7B 240V with opto signal interface keyboard and cover. Working with diagrams £28.00 M. J. Wilsher, 144 Bedford Road, Hitchin. Tel: 0426 33209.

EPROMS two 64K, both new and unused, £9. Ring 041 332 3841. P. Thompson, 226 West Princes Street, Glasgow G4 9DL

CASIO FX502P £35 and FX501P £30 or near offers. Also FA1 interface £10. Mr. D. Wright, 37 Tavistock Road, Chelmsford, Essex. Tel: (Chelm.) 50240.

DISCO, complete console with light show, mics, mixer box many extras £300 or offer, Farnborough 543641. Mr. R. M. Schoenewolf, 10 St. Christophers Road, Cove, Farnborough, Hants GU14 0AH.

HEATHKIT 5 inch scope plus manual and X1, X10, probe hardly used, working but needs slight attention £50. Buyer collects. R. Yates, 124 High Road, North Weald, Essex. Tel: 037 882 3303.

LOUDSPEAKERS, Baker 12 inch Wharfedale, 8 inch Tweeter 3 inch Goodmans Axion 10 inch including crossover. All 15Ω £12. Tel: 01 368 3931. A. R. De Groot, 33 Albemarle Road, Barnet, Herts.

KEITHLEY 600B Electrometer, hardly used. Offers or swap CB rig, video. R. G. Rush, 4 The Bury, Shillington, Hitchin, Herts SG5 3PB.

WANTED circuit diagram with installation notes on Leak Varislope 2 stereo preamplifier. H. G. Wilkinson, Lyndene, Greengill, Aspatria, Carlisle, CA5 2RA.

MULTIMETER for radio/t.v. v.g.c. £12. 01 554 2913 evenings. Shanti, 536 East Ave, Ilford, Essex.

12K UK101, cased CEGMON 16/32 lines. New B4, B5. I/O, sound RAM/EPROM board software £220. Mr. N. Odell, 31 Humphrey Road, Greenhill, Sheffield S8 7 SE. Tel: (0742) 745027.

TRITON L.7 BASIC and Trap sharing same EPROM board. Works without motherboard. +L.7 monitor £35. G. Baines, 20 Sugden Court, Princes Street, Dunstable, Beds. Tel: 0582 600913.

TELEQUIPMENT Serviscope 532A oscilloscope fully working, well looked after hence v.g.c. £50. Lancing 752594. C. C. Jordan, 23 Burnside Crescent, Sompting, Lancing, Sussex BN15 9TJ.

SWAP/SELL: UK 101 (cased) etc, for A.T.U., receiver, beam, antenna, (10 mtr) w.h.y. or 2 mtr transceiver. V. G. Heron, 10 Roxburgh Tce, Whitley Bay, Tyne & Wear. Tel: 0632 514003.

WANTED AVO EM 272 or TMK multimeter. Tel: 01 907 3629. Jack Anderson, 22 Landau House, Chatsworth Road, London NW2 4BW.

ACORN atom 12K ROM 12K RAM. Two utility ROMS, ROM extension board, plus £200 of software, only £200. Tel: 061 881 4473.

TRITON computer 36K RAM 8K BASIC cased motherboard professional cassette 1200 Baud, Teletype and v.d.u. £400, o.n.o. Y. Pirgali, 316 Reigate Road, Downham, Bromley, Kent BR1 5JN. 698 5299 after 6 p.m.

WANTED electric typewriter golfball or daisy wheel usable as printer send description, photo, price to: R. Arnold 19 Ave de Senarclens, CH 1293 Bellevue, Switzerland.

SINCLAIR SC110 scope x 1 x 10 probe, mains adaptor, Nicads, manual, case. Pristine, £100. Tel: 0553 86 618. Mr. S. V. Windebank, 36 Springvale, Gayton, Kings Lynn, Norfolk PE32 1QZ.

WANTED manual or circuit diagrams for Terminate 300 printer made by general electric company. A. G. Seagrave, 175 Sorrel Bank, Linton Glade, Forestdale, Croydon CR0 9LZ.

UK101 cased 8K, 600 Baud, software, documents or interfacing £130 or swap comms. receiver or synth. Brian Cutts, 12 Cedar Close, Meopham, Kent, Tel: Meopham (0474) 812523.

WANTED ZX80 any condition. Tel: Cork 021 821766. Denis M. Mahony, 12 Meadowbrook, Riverstown, Co. Cork, Eire.

PRACTICAL Electronics Nov. 1964 Vol. 1 No. 1 to Oct. 1966 Vol 2 No. 10, offers please. L. V. Westmoreland, Endeavour Hayton Smeath, Retford, Notts DN22 9JT.

5V6A computer grade p.s.u. Four 1.5A modules. All conceivable features £20 o.n.o. Will split. Tel: 0553 86618. S. V. Windebank, 36 Springvale, Gayton, Kings Lynn, Norfolk PE32 1QZ.

PE MICROCONTROLLER: DATA SHEET 1

THIS is the first single-page data sheet in a series for users of the PE Microcontroller. The aim is to provide some more detailed information on the operation of the DISBUG monitor to assist the development of user control programs. Where appropriate, more detailed data on the hardware will also be included.

DISBUG RAM LOCATIONS

The memory locations at the top of the RAM region are reserved for use by DISBUG. Locations 03A0 up to 03FF are used by the monitor program to record the current status of the monitor, to hold the addresses of various service routines, to record the results of various monitor routines, and for a variety of 'housekeeping' purposes. An understanding of the routines in DISBUG requires a knowledge of the structure of this RAM region, which is shown below. The mnemonic names are also shown to simplify reference to locations in future data sheets. It should be noted that some of the values are stored in two bytes of memory, e.g. PF1SRA.

DISPLAY	STATDIS	03FF	Status code/prompt
		03FE	MS address digit
		03FD	Address digit
		03FC	Address digit
	ADDIS	03FB	LS address digit
	SEPDIS	03FA	Separator character
		03F9	MS data digit
		03F8	LS data digit
KEYBOARD	KEYFLAG	03F7	Key found in 1st scan
	KEYADD	03F6	1st scan key address
	KEYCD	03F5	Current key code
COMMAND PROC	KEYACT	03F4	Key active flag
	PF1SRA	03F2	PF1 } { service routine PF2 } { start address
	PF2SRA	03F0	
	CCM	03EF	Current command mode
	CSW	03EE	Command status word
	CAS	03EC	Current address store
	CDS	03EB	Current data store
	IXTEMP	03E9	Index register store
	PRESET EDITOR	PLAS	03E7
PUAS		03E5	Preset upper address
PDS		03E4	Preset data store
RTC	TICK	03E2	Seconds count
INTERRUPTS	NMISRA	03ED	NMI service routine
	SWISRA	03DE	Reserved
	IRQSRA	03DC	IRQ service routine
CPU STATUS	RA	03DB	Current rA value
	RB	03DA	Current rB value
	IN	03D8	Current In value
	SP	03D6	Current SP value
	PC	03D4	Current PC value
	CCR	03D3	Current CCr value
	BREAKPOINTS	BP0A	03D1
BP0I		03D0	BPD instruction
BP1A		03CE	BP1 address store
BP1I		03CD	BP1 instruction
BP2A		03CB	BP2 address store
BP2I		03CA	BP2 instruction
BP3A		03C8	BP3 address store
BP3I		03C7	BP3 instruction
CBPS		03C6	Current breakpoint
VARIOUS	UMRSA	03C4	User monitor routine
	CRS	03C3	Current register
	VARS	03BF	Variable storage
	DSTACK	03BE	Top of DISBUG stack
	USTACK	03A0	Top of user stack

KEYBOARD SCAN ROUTINE

The Microcontroller keyboard is scanned by a sub-routine called KEYBOARD, which also includes a 20 millisecond debounce routine. The routine assumes that the keyboard PIA has been correctly set up by the DISBUG initialisation routine (which is executed automatically at power-up), and it uses a maximum of four bytes of stack space. The scan routine is called by 'JSR KEYBOARD', which is coded as BD F8 2C. There are no entry parameters, but the routine corrupts all registers except SP. On exit, rB will contain a reply code of: '01'=valid key found; '00'=no key found; 'FF'=uncertain result (differing results from the two key scans). The location (key address in the matrix in an internal code) of the first key found depressed in the first scan will be found in rA; this will only be valid for a reply code of '01'. The KEYADD store will be equal to the contents of rA, and KEYFLAG will be set to 'FF' if a key was found on the first scan, or to '00' if no key was found on the first scan.

KEYBOARD CODE CONVERTER

The address in the key matrix produced by the KEYBOARD routine is converted into the appropriate DISBUG key code by a sub-routine called KEYCODE. This will normally only be called if the reply code from KEYBOARD was '01'; the routine will, however, correctly handle a reply code of '00'. The conversion routine is called by 'JSR KEYCODE', which is coded as BD F8 77, and the maximum stack usage to be allowed for is 2 bytes. On entry to the routine, rA should contain the key address from the KEYBOARD routine, and rB should contain a '00' or '01' reply code from KEYBOARD. The KEYCODE routine corrupts all registers except SP, and on return the key code is contained in rA, and also in RAM location KEYCD. The table below shows the correspondence between keys, key addresses and key codes to be expected in DISBUG, and should allow readers to use these routines in their own control programs. (M.T. & D.W.)

KEY	ADDRESS	CODE	KEY	ADDRESS	CODE
0	00	00	REGISTER	33	10
1	10	01	BREAKPOINT	23	11
2	11	02	PRESET	13	12
3	12	03	MEMORY	03	13
4	20	04	PF1	35	14
5	21	05	RESTART	17	15
6	22	06	PROCEED	27	16
7	30	07	GO	37	17
8	31	08	PF2	25	18
9	32	09	ENTER	01	19
A	42	0A	NEXT	06	1A
B	43	0B	PRIOR	07	1B
C	44	0C	CANCEL	05	1C
D	64	0D	*	16	1D
E	63	0E	#	40	1E
F	41	0F	(Shift)	54	1F

Key Code of FF=No key pressed

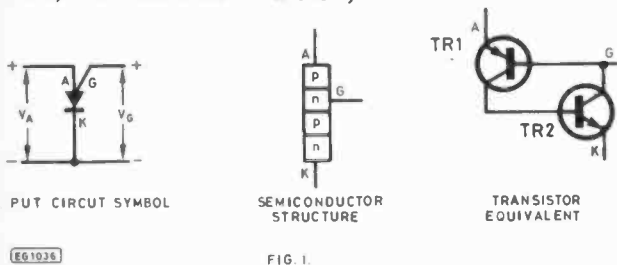
PROGRAMMABLE UNIJUNCTION TRANSISTORS

P. GATEHOUSE

IN this article I shall attempt to do justice to a device which has arrived quietly amongst all the magnificent i.c.s we keep devouring. Programmable Unijunction Transistor (PUT) circuits have proved reliable and sturdy solutions to situations in which I would have placed an i.c. and I hope to convince you that a few PUTs are a useful investment.

THE DEVICE

The circuit symbol (Fig. 1) for the PUT is that of the SCR, but with the gate at the other end. Essentially that's all a PUT is; a "complementary" SCR triggered not by a pulse positive with respect to the cathode, but by a pulse negative with respect to the anode. However, unlike SCRs, the holding (valley point) current is determined by conditions at the gate. Fig. 1 shows a transistor circuit equivalent to the PUT; when $V_G = V_A$, TR1 is biased off and no current flows through the be junction of TR2 so that stays off. As V_G becomes negative with respect to V_A , a current (later I_G) flows through TR1's base allowing it to pass current to the base of TR2 which is negative with respect to V_A . Now that TR2 is biased on it proceeds to increase the eb current of TR1 further, and the circuit conducts current from A to K until V_A is made negative with respect to V_G (this is oversimplified, as the next section will show).



PUTs are not high-power devices. Anode currents are of the order of a hundred milliamps maximum, and the anode-cathode breakdown voltage is around $\pm 50V$ for the devices mentioned in this article.

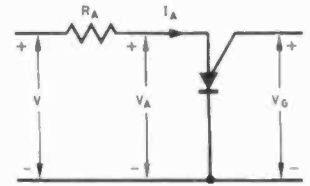
The only PUT widely available is the 2N6027, a general-purpose specimen, with the 2N6028 (for timer applications in particular) not unheard of. An alternative is the BRY39 silicon controlled switch which has leads connected to all four regions (Fig. 1) so you can't go wrong! Leave the cathode gate unconnected and you have a PUT.

ELECTRICAL CHARACTERISTICS

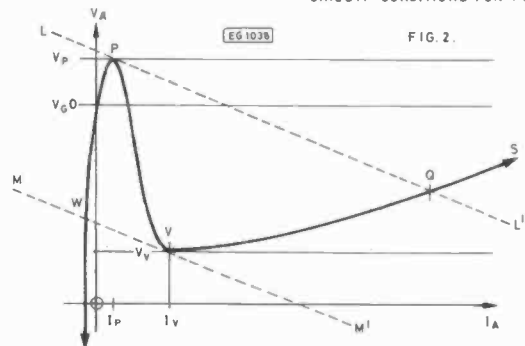
The anode voltage V_A of the PUT in Fig. 2 is plotted against the current flowing through the anode terminal, I_A in Fig. 3. This is not the usual characteristic, which is current against voltage, but for the PUT Fig. 3 is more useful.

In section NO of the curve, $V_A < V_G$ so only a leakage current flows out of the anode: $I_A = I_L$ (which is negative). This is of the order of 0.1mA maximum at high temperatures, and decreases to about 10nA at room temperature. Except in long-delay timer circuits it is negligible. At O, the anode and gate are equipotential so its not surprising that $I_A = 0$, anode-cathode leakage being all but immeasurable.

When V_A exceeds V_G by the earlier explanation, the AK circuit is thrown into conduction. The characteristic shows that the PUT still refuses to conduct until P, at V_A about 0.5V greater



CIRCUIT CONDITIONS FOR FIG. 3



ANODE CHARACTERISTIC OF PUT

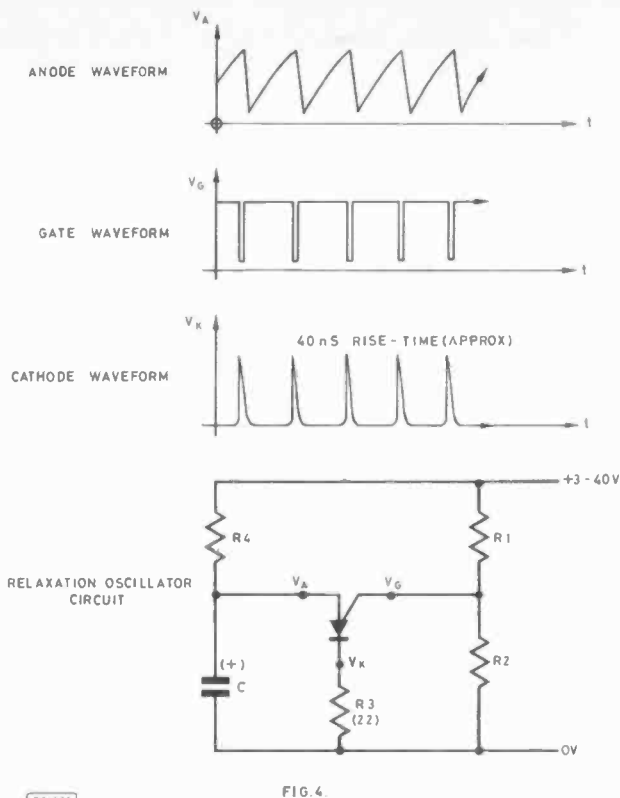
FIG. 3.

than V_G , the anode current at P, I_P , being a few μA . V_A at this peak on the graph is termed the peak point voltage, V_P , and the corresponding anode current, the peak point current I_P . The difference $V_P - V_G$ is known as the offset voltage V_T and is due almost entirely to the BE voltage required to pass a current through TR1. V_T is approximately 0.5V and decreases slightly with increasing temperature. Now the programmability becomes apparent, for V_P depends on V_G which is set by the external circuitry; the voltage at which the PUT switches is under your control, or programmable.

The switching process is represented by PV on the curve, a "negative resistance" region in that V_A falls as I_A increases. No point on PV is a stable state for the negative gradient simply invites more current to flow. If this current is available, the anode current increases until the PUT is driven past V into saturation. However, if the anode current cannot remain above I_V , or, as a result of the current being $> I_V$, the anode voltage falls below V_V , the PUT returns to a non-conducting state.

In Fig. 3, this condition is indicated by the load line LL' which is the relation imposed upon V_A and I_A by the anode load resistance R_A when V , which is approximately equal to V_P when $V_A = V_P$, is held constant as the PUT switches on: $V_A = V_P - (I_A - I_P) R_A$ simply represents the voltage drop across R_A . Where this line crosses the "on" characteristic are the values of I_A and V_A when the PUT has assumed its new state. As mentioned above, if the anode current is available, Q is on V_S i.e. R_A has a LOW value; the line LL' has a shallow gradient. If R_A were so large as to prevent saturation, LL' would be steeper and Q would be on PV. When a PUT has become saturated and I_A is subsequently reduced below I_V , the load line MM' indicates by the position of W the conditions after the PUT has reverted to the "off" state.

The valley point V is the "holding" current: the value of I_V is dependent upon the gate conditions and is thus programmable as is the peak point voltage. By altering the circuit conditions, the PUT can be used as a latch (driven into saturation and



EG1039

FIG. 4.

holding the "on" state) or as an oscillator (failing to hold the "on" state). This increased versatility over the UJT is also less expensive for the properties of the UJT are fairly critical; the only apparent disadvantage of the PUT is that its maximum operating frequency is about one fifth that of the UJT—the 2N6027 will not get past approximately 100kHz. The "standoff ratio" frequently encountered in UJT and PUT circuits is another word for the gate voltage $V_G : V_G = \nu \cdot V$ where ν is the standoff ratio and V is the supply voltage. It cannot be altered in UJTs unless you make them, but as mentioned before, you are free to select V_G with PUTs.

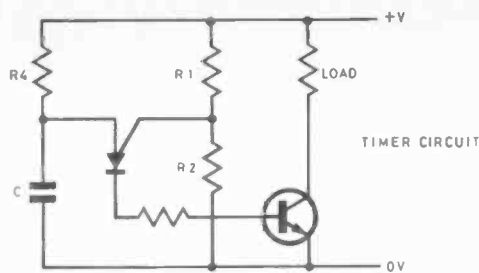
BASIC APPLICATIONS—RELAXATION OSCILLATOR

This circuit is probably the most simple and reliable relaxation oscillator possible. Fig. 4 shows the general idea and the waveforms seen on a 'scope at the terminals. As C charges through R_4 V_A rises. When V_A exceeds V_G the PUT conducts from A to K (depending on the supply voltage you can neglect V_T) and discharges C through R_3 which limits the peak discharge current during the pulse seen on V_K . When C is discharged it is vital that R_4 is so large that it cannot supply the valley point current I_V of around $50\mu A$ depending on R_1 and R_2 . The PUT does not remain saturated if I_A falls below I_V and reverts to the "off" state, allowing C to charge up again. At the gate, V_G is set by the potential divider R_1 and R_2 connected across the supply lines; this determines how far C is allowed to charge and thus the frequency of oscillation.

In the conducting state, the PUT draws current from V_G (the gate current I_G) through TR_2 in Fig. 1 so do not reduce R_1 to below a few hundred ohms. The gate resistors program not only V_G but also control the peak point current and valley point current.

TIMERS

Timer circuits are very similar to the oscillator except the time-constant RC will probably be longer and R_4 is small enough to supply an adequate holding-current. The leakage current of approximately 10nA must be taken into account



EG1040

FIG. 5.

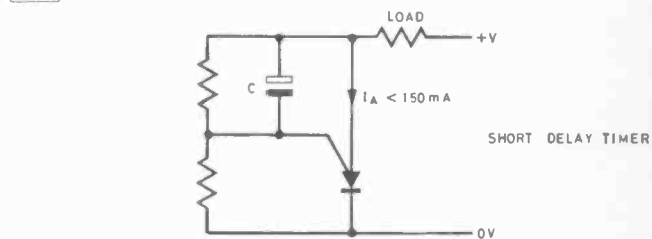
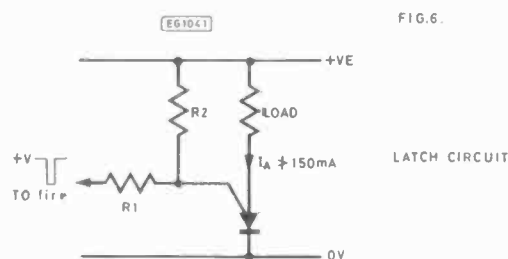
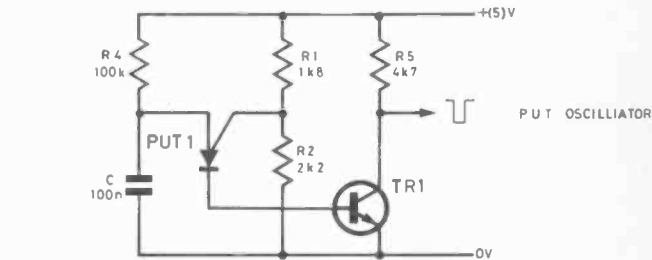


FIG. 6.



EG1042

FIG. 7.



EG1043

FIG. 8.

when dealing with large time-constants. Once V_A exceeds the PUT gate voltage by V_T , the PUT is saturated by the current through R_4 and remains on (Fig. 5).

An alternative employing only the PUT which is probably the simplest timer circuit possible is shown in Fig. 6. This demonstrates a new approach; the gate voltage is gradually reduced as a result of a charging of capacitor C . Here the offset voltage previously neglected is vital to the circuit, for the PUT conducts when the voltage across C reaches V_T i.e. about 0.5V. Low-voltage power supplies are needed for decent delay times with this circuit.

LATCH CIRCUITS

Latch circuits employ the PUT as an SCR triggered by an inverted pulse at the gate (Fig. 7). As soon as V_G falls below $+V$ by more than about 0.5V (V_T again), the PUT "fires" and with an adequate anode current remains on. The circuit is reset either by breaking the anode current circuit at A or K, or by forcing the gate (which will now be less than $+V$ because of the gate current I_G) to $+V$. R_1 and R_2 will be needed depending on the exact form the trigger takes; a capacitor could even be used to get the PUT to trigger on any falling edge. Touch switches are not impossible, the PUT is sensitive enough.

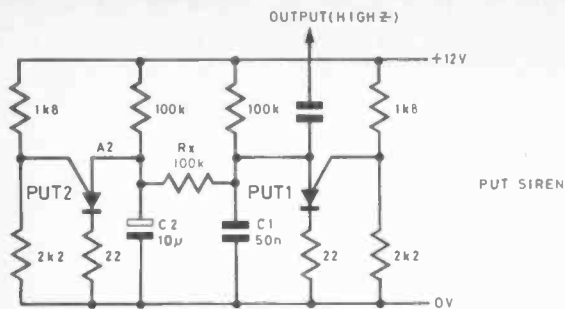


FIG. 9

WORKING CIRCUITS—PUT OSCILLATOR

A basic oscillator is shown in Fig. 8. The cathode pulse is very useful as it has a clean, sharp leading-edge and is also fairly powerful as it is the charge of C being dissipated in a much shorter time than it took to build up, TR1 inverts the pulse to provide a yet more powerful pulse to 0V which is very useful as a TTL clock pulse. Resistor R4 can be made variable but use a series resistor to prevent the PUT latching if R4 becomes too small.

If TR1 is replaced by a l.e.d., R5 left out and the time-constant adjusted for the largest possible capacitor, it is safe to exceed the power rating of a l.e.d. in bright flashes. The higher the value of $\frac{1}{2}CV^2$, the more energy per pulse (max. 250μJ—but with a pulse length of around 10–100μs that's over 1W power during a pulse).

PUT SIREN

As with UJT's, relaxation oscillators may be coupled together so that one controls the frequency of oscillation of the other forming a siren (Fig. 9). With C2 charging gradually and the voltage at A2 rising, the charging current supplied to C1 is increased by the larger contribution made through Rx and the time-constant of PUT1 decreased. This cycle repeats, with the frequency of oscillation of PUT1 rising steadily, until PUT2 discharges C2 when the a.f. output returns to the start of the climb.

OPTICAL SENSORS

The PUT is most useful in optical sensor latch configurations for detecting "flashes" of light or darkness. Sensors such as the ORP12 l.d.r. are obvious for Fig. 7. ★

BAZAAR

COMPUTER keyboard suitable for ZX81 £10, swop Heathkit scope for Thandar. Also wanted Wyndors Vanguard tape recorder. Dave Biddle, 2 Segal Close, Foresthill, London SE23 1PP. Tel: 090 9697.

WERSI organ bass kit. Pedals circuit board, components manuals complete four instruments. New unused £45, o.n.o. Alan J. Packham, 6 Cotterell Close, Priestwood, Bracknell, Berks RG12 2HL, Bracknell 51674.

I/O PORT for UK101's. 24 lines. Fits J1 socket £7. Nick Hardy, 32 Bentley Grove, Meanwood, Leeds 6. Tel: Leeds 781532.

INCOTERM K26-02 Keyboard for sale £12.00 Harries, 3 Court Garden, Marlow, Bucks. 06284 5978.

EX-COMPUTER p.c.b. 30 transistors 30 CMOS i.c.s one metre 40-way cable plus connectors £2.50 inc. R. J. Smith, 41 Nightingale Road, Selsdon Vale, Croydon, Surrey.

SCOPE probe, 4ft. lead with BNC plug, X1/X10 switch. As new £10. Oxford (0865) 779855. G.B. Dean, 66 Fern Hill Road, Oxford.

HEATHKIT GR78 with manual £40. W. Edwards, 2 Beach Road, Burton Bradstock, Bridport, Dorset DT6 4RF. Tel: 0308 897625.

ACORN Atom 12K + 12K p.s.u. Software inc. Chess plus 12 inch b/w TV set. All for only £215. A. Wilson, 46 Gwydyr Mansions, Holland Road, Hove, Sussex.

WANTED ZX81 assm./kit + accessories in exchange of new components FND-500 531Y 1NY002-7 TTL FY1 etc. Dr. R. Avinery, PO Box 404, Hedera 38TO3, Israel.

32K RAM board + DOC. for UK101 (also for other 6502/680X systems). £50. Nick Hardy, 32 Bentley Grove, Meanwood, Leeds 6. Tel: Leeds 781532.

TANDBERG 3500X $\frac{1}{4}$ -track mint (genuinely unused) offers or exch. scope, ZX81, RAM, Printer, keyboard, w.h.y.? Tel: (07605) 402.

HI FI amp quad 33 and 303 with am/fm tuner £130. A. H. Baker, 34 Wenny Estate, Chatteris, Cambs.

WANTED circuit diagram workshop manual EMI L4A tape recorder buy or borrow. Mr. R. Turnbull, 25 Gatton Road, Reigate, Surrey.

PET 8K small keyboard BASIC 2 ROMS manuals, many programs as new could possibly deliver £200. Tel: Denbigh 3401. F. R. Stott, 'Tygwyn', School St. Henllan, Denbigh, Clwyd.

ZX81 16K RAM S/O Port manual £55 o.n.o. Tel: 01 451 1879. Peter Rouse, 27 Christchurch Avenue, London NW6 7QP.

ZX81 Sound Board. Fits between computer and RAM if any. No soldering £9.00. Write to: Dean Parris, 10 Penllwyn, Llanelly Hill, Abergavenny, Gwent NP7 0PY.

P.E. years 1966 to 1973 £5. 3.5 kilogram power supply transformer 7 output tapings. Tel: (0727) 39171. Mr. M. J. Woodbridge, 10 Chiltern Road, St. Albans, Herts.

FOUR digit common cathode multiplex l.e.d. display, new £2.25 inc. p & p. Other components list s.a.e. G. Noble, 50 Crofthill Road, Slough, Berks, SL2 1HF.

UK101 16K ABS case, motherboard, 6821 PIA, Cegmon, assembler, Exmon £130. K. Oldham. Tel: 061 437 5621.

WIRELESS World scientific computer complete with all data newsletters and expansion sockets. Paul 041 332 3841. P. Thompson, 226 West Princes St., Glasgow G4 9DL.

FOUR 813 valves, never used £20. Buyer collect. Tel: 051 6777317. John Sartorius, 52 Caulfield Drive, Greasby, Wirral, Merseyside L49 1SW.

100 PLUS each PE, PW, ERC, WW 1969-79. £10 o.n.o. set. £33 o.n.o. the lot. Rossendale (0706) 213813. J. A. Foll, 104 Burnley Road, Rawtenstall, Rossendale, Lancs BB4 8HH.

MICROTAN 65 with new Tanbug plus Tanex, keypad, p.s.u. all cased with leads £180. Mr. S. Bennett, 2 St. Olaves Road, Ipswich, Suffolk. Tel: (0473) 625358.

BINATONE 5-star 40-channel mobile 27MHz CB transceiver. 4 watts Japan made. 2 months old. £60. Tel: 041 332 7695 after 7 p.m. K. Y. Chang, 70 1-up, Ashley Street, Glasgow G3 6HW, Scotland.

WANTED in tact alphanumeric display unit as advertised by Chiltern Electronics in Wireless World. Glasgow area preferred. Steven Lynch, 63 King Street, Clydebank, G81 1DS, Scotland. Tel: 041 952 0628 (after 6 p.m.).

WANTED back issues of PE, ETI, WW contact; Sri G. Trivikrama Rao, House No. 1187, 35 C, Cross, 28th Main, 4th T. Block, Jayanagar, Bangalore-560011, India.

INTER-STATE TV game 10 games c/bw joysticks £15 o.n.o. David Ferris, Bankhead Minahort, Kinross-shire, Scotland, KY13 7SB.

SUPERBOARD 24K BASICs 4, 5, x 20 screen formats, £70 software + more £275 o.n.o. Mr. A. J. Clarke, Tel: St. Albans 34566.

ZX81 and 16K RAM Sinclair built (both), p.s.u. leads manual etc. £80. Tel: 01-778 4889. R. A. Norman, 101 Avenue Road, Beckenham, Kent BR3 4RX.

UK101 uncased, Wemon monitor 300/600 Baud + software, cassette recorder and 12 inch b/w TV £180 o.n.o. after 5 p.m. Tel: 051 922 9565. M. Vicars, 456B Stanley Road, Bootle, Merseyside L20 5AS.

5FT. HIGH (Langley) 19 inch cabinet rack on castors, detachable back, clipnuts, vent panels £80 buyer collects. G. Turner, 6 Ludgate, Tring, Herts GP23 4ES. Tel: Tring 3320.

PE & HE for sale. Will swop for working computer gear HE from Aug 79 PE from April 79 to date. F. W. Webb, 17 Low Downs Road, Hetton-le-Hole, Tyne and Wear. Tel: Hetton 268883.

SPARKRITE Voyager car computer, boxed, unused £40. D. V. Potter. Tel: 021 747 4472.

AVO 8, cased, immaculate condition £70. 12 element high gain v.h.f./f.m. antenna £40. Tel: 03446 2174. N. R. Jones, 'White Cairn', Wellington College, Crowthorne, Berkshire.

ORGAN parts for Maplin MS51/52. Two 49-key keyboards — several boards — reverb unit £70 o.n.o. Buyer collects. G. Roberts, 25 Holmes Road, Breaston, Derby DE7 3BT. Draycott 3919.

FX-60ZP Alpha programmable calculator. 512 steps. Three months old. Lots of software. Any offers? Phone after 7 p.m. Jeffrey 01 458 3025.

UK101 cased 32K RAM, 22K EPROM, printer, EPROM programmer. Assembler / Disassembler / CEGMON / MON 2 EPROMS 32X48. 300/600. Software £325 o.n.o. Mr. D. G. Hubble, Edith House, Stow Road, Outwell, Wisbech 773992.

SCOPE probe X1/X10 switch. Test hook i.c. tip BNC adaptor etc. Up to 150MHz £10. Unused. D. J. Staniforth, 43 Burley Lodge Road, Leeds 6. Tel: (0532) 458947.

ZX-81 original keyboard wanted. Desire borrow SWTP CY-64 manuals, circuits (doing repair). Postage etc. paid. T. K. Boyd, Seaford College, Petworth, W. Sussex GU28 0NB.

ETI VOCODER for sale. Assembled needs line up cash offers? Unused. Tel: 650 2985 after 6 p.m. P. M. Gillett, Flat 2, 51 Albermarle Road, Beckenham, Kent.

IBM PRINTER Z80 software interface. Mechanical fault. £100 o.n.o. Tarbell S100 blank card £15. Porthtown 890688. J. de Rivaz, West Towan House, Porthtown, Cornwall TR4 8AX.

SUPERBOARD 2 8K cased Wemon Monitor 32 x 32 Screen 300/600 baud automatic tape control numeric keypad £110. Mr. A. Morten, "Rosswood", Nursery Lane, Burbage, Buxton, Derbyshire. Tel: 0298 4601.

TRACENPENT D.P.X. String Synthesiser very little used. Must sell £290 o.n.o. J. Bedward, 21 Hartshill Road, Olton, Birmingham. Tel: 021 706 9465.

200 EACH 100M 75M 50M 680k New Welwyn C25 precision resistors 60p each offers the lot. Hill. Tel: 0665 77 354.

SUPERBOARD Cased (Challenger 1P) 8K RAM 24 WAY I/O, programmable sound generator, games, software £120 o.n.o. S. F. Astbury, 26 Gregory Close, Harlaxton, Grantham, Lincs. NG32 1JG. Tel: 0476 3477.

PRINTER DAM Dynamics R033 with 6 rolls paper 110 baud good condition £70. C. D. Swift, 32 Cherry Tree Close, Camberley, Surrey. Tel: 03446 77426.

SHARP PC1500 graphic printer 8K RAM module charger, two weeks old. £305. David Stokes, 15 Jacksons Lane, Billericay, Essex, CM11 1AH. Tel: Billericay (02774) 3084 after 6 p.m.

MAPLIN 3800 synthesiser case keyboard and panels and some p.c.b.'s with manual. For more details contact C. A. Hughes, 141 Haydon Road, Sherwood, Nottingham. Tel: (0602) 873334 (after 6 p.m.).

WANTED Sony Radio Model ICF 5450L for spares. J. H. L. Chapple, Weg Haus, Hurst Lane, Charing Heath, Kent. Tel: 023 371 2868.

I.M.E. 86S Digitron Display Control Unit £6.00. Holiday flat 9, No. 10 Westwood Road, Portswood, Southampton, Hants. Mr. A. C. Holdway, No. 10, Westwood Road, Portswood, Southampton, Hants.

ACORN atom fully expanded, acorn built, lots of s/ware including Invaders, Chess, Manual. All leads £200. David Pound, Crayford 528264.

P.E. GEMINI Stereo Amp. March 1971 £25. P.P5 P.E. Music centre 1978 printed boards components £10. P.P.2. L. T. Hill, 14 Rothesay Terrace, Bedlington, Northumberland.

MPF-1 + BASIC, CTC, PSU + mains lead "Prof-1" custom startup £75. Sharp talking clock CT660 VGC £25. J. Davies, The Waverley, 79 Rhosmaen St., Llandeilo, Dyfed, SA19 6HD.

COMPUKIT UK101 8K cased, 2MHz, Wemon, 300/600 baud with software, tape recorder and TV £140 o.n.o. Mr. S. Day, 6 May Cottages, Chipstead, Surrey, CR3 3SX. Tel: 0737 832825.

PAIR JENNINGS 61 note C to C keyboards full range pedal board sundries £120. Will split. Mr. W. B. Mansell, 10 Wyndham Road, Shaw, Newbury, RG13 2NJ. Tel: Newbury (0635) 40464.

ELECTRONIC Electrolytic Capacitor Tester £5. 50V/2 AMP P.C. p.s.u. £7. Phone (0743) 59492 after 6:30 p.m. Mr. P. A. Hartwig, 3 Kingswood Road, Shrewsbury.

WANTED Service Sheet Circuit Diagram Elizabethan 4 track tape recorder Model FT1 original or photostat small fee? Mr. M. K. Hayter, 24A St. Albans Road, Moseley, Birmingham B13 9AS. Sorry, no phone.

COLLECTOR of very old transistors seeks other collectors or anyone with old devices or data sheets. Andrew Wylie, 18 Rue de Lausanne, 1201 Geneva, Switzerland.

ATARI Games Console with ten carts including Chess, Space War, Adventure etc., £150—No offers, must collect. L. A. Privett, Essex area. Tel: 01 591 4248.

UK101 8K Cegmon BASIC 4 P.S.G. 300/600 baud 1/2 MHz cased many programmes £130. M. Stokes, 11 Oak Tree Close, Atherton, Manchester M29 0PW. Tel: Ath. 879100.

CASIO FX-602P programmable calculator, FA-2 Adaptor, manuals and programs, Just M230 99% new condition. Write C. L. Loo, 1352 Road 35, Kepong Garden, Kuala Lumpur, Malaysia.

CREED Teleprinter and cover complete with 20mA interface driving software for 8080/Z80 £50. P. Coney, Mareham-Le-Fen, Boston, Lincs. Tel: (065886)267.

AY-5 1230 Clock Timer Chip new £2.50. Other components surplus to requirements. Details S.A.E. G. A. Noble, 50 Croft Hill Road, Slough, Berks SL2 1HF.

FOR sale test equipment valves PW, PE, TV, EE, wanted manual circuit for Cossor Oscilloscope. Mr. N. Vaswaney, 23 Tilson House, Tilson Gardens, London SW2 4LY. Tel: 01 674 2856.

KEYBOARD and gold contacts for D.I.Y. synth. or organ builder. 4 octaves £30. 061 962 6197. Mike Ganderton, 36 Victoria Drive, Sale, Cheshire, M33 3HZ.

SHARP Car Radio/Cassette £45. Cost £68 unused. C.B. wanted. Finished projects cheap S.A.E. No callers. D. Martin, 29 St. Johns Close, Leatherhead, Surrey.

STRONG Chess Computer Murphy Encore. Many features, one month old. £110.00. Tel: Northampton 715458. Mr. B. Pribanich, 72 Newnham Road, Northampton.

COMPUKIT UK101 8K Cased and software, two month old. Will accept reasonable offer. Tel. Northampton 715458. Mr. B. Pribanich, 72 Newnham Road, Northampton.

COIL winder manual Automatic Coil Winder Co. The Douglas Excellent £60 W. Greig, 45 Mansefield Crescent, Clarkston, Glasgow G76 7EA. Tel: 041 638 6157.

BACK Numbers: Practical Electronics 1964-1978 and Practical Wireless 1964-1978 any offers. Mr. M. B. Hart, 9 Strand Road, Hoylake, Wirral L47 2DA. Tel: 051 632 2366.

WANTED SE3A Scope Tube. J. Glover, 1 Bryony Cottages, Hambledon, Godalming, Surrey GU8 4HJ. Tel: Wormley 4649.

VALVES, unused assortment, details from Oxford (0865) 779855. G. B. Dean, 66 Fern Hill Road, Oxford, OX4 2JP.

TRITON L7.2. 24K RAM 8K BASIC sound gen. Eprom prog. Teletype, VDU, professional cassette. 2400 baud programme graphics all at £400 o.n.o. Mr. V. Pirgali, 316 Reigate Road, Dornham Bromley. Tel: 698 5399 after 6 p.m.

5 OCTAVE Keyboard and contacts, £20. Joanna CCT boards and p.s.u. £15. Tel: (0427) 5848 (Lincs). D. C. Trebble, 2 Penden Close, Gainsboro, Lincs. DN21 1YE.

ROLAND SH-2 Synthesiser 2 V.C.Os full keyboard. Perfect working order with manual £225. o.n.o. Phone (0372) 376394. W. Bennett, 58 The Street, Fetcham, Leatherhead, Surrey KT22 9RF.

UK101 8K metal case Cegmon 300/600 baud, 2 MHz plus MON 02 Eprom £90. Bob Potter, 3 Combeside, Lyncombe Vale Road, Bath. Tel: Bath (0225) 333774.

SMALL quantity unused Omron delay timers (0.12 sec) type STS-12S. Very accurate, possible photographic use. £18 each. Tel: 0279 52129.

WANTED Intel SDK-85 microprocessor kit any condition, good price paid. Tel: 01-886 5614. T. K. Shah, 18 Winchmore Hill Road, Southgate, London N14 6P.

PAIR 813 Valves offers of exchange reel/reel tape recorder. Tel: (0272) 842155. G. Whitlam, 16A Channel View Crescent, Portishead, Bristol, BS20 9LY.

WANTED small quantity "C" cores 100W to 350W for construction of audio transformers for P.A. amplifiers. H. E. Enfield, "Springtime" Withies Lane, Midsomer Norton, Avon BA3 2JE. Tel: 412058.

FREE Cegmon with MY Superboard computer 8K RAM, manuals, 9 User Newsletters 300/600 baud, software £115. Jonathan Saul: Tel: Ipswich 0473 623582.

TELEPRINTER in acoustic case with p.s.u. computer interface. Information available £35.00. Tel: Melksham (0225) 707164.

WANTED Telequipment D66 Circuit diagram original or photostat and technical books radio TV by G. N. Patchett. Urgent. Tel: 01-422 2802 Daytime.

ELEKTOR high com. set of completed circuit boards inc. chips, modules, unused £45. Charles Bowden, 7 Parc Eglos, Helston, Cornwall TR13 8UP.

COLOUR TV panels wanted for G.E.C. C2110 series line and field in particular. Patrick Doherty, 120 Monivea Park, Galway, Ireland.

BELLS 24 volt 6 inch £6 each, ideal for burglar alarms, fire alarms etc. Only 24 available. M. Harries, 152 Leicester Street, Whitmore Reans, Wolverhampton, West Midlands.

WANTED Instruction Handbook for Olivetti OS2 computer to buy or copy. Small fee? Paul Compton, Hadham Hall School, Little Hadham, Ware, Herts.

TANDBERG 3541X 4 track tape deck, 7" mint (genuinely unused). S-on-S £90 o.n.o. (or exchange Jupiter Ace). Tel: 07605 402 (Norfolk).

ET1 Master Mixer 10-2, unfinished, requires some components and wiring, well made woodwork and metal work £50. A. J. Kinch, 2 Hedge End, Woodstock, Oxford, OX7 1NP. Tel: Woodstock 811689.

LOWTHER corner horn wanted. Working/not working. Age, condition unimportant. 024369 4842. A. Coutts, 17 Andrew Avenue, Felpham, Bognor, W. Sussex.

P.E., E.E. P.W. from 70-79 for sale or disposal. Send s.a.e. for list. Bjorn Stromberg. P1.5825 Kolmoror, S-590 80 SODRA VI, Sweden.

UK101 8K Cased Cegmon BASIC-5, Joy stick, sound in/out lots software. £165. Swap W.H.Y. etc. Mr. M. A. Saunders, 7 Drumcliff Road, Thurnby Lodge, Leicester, LE5 2LH.

ONE mains splitter (input) 10D/CA1768 £16.50. 2 15A motor switches £1.50 each. Two Hivac GR7M/U Numicators £1.50 each. Mr. J. C. Miller, 4 St. Joseph's Road, Brentry, Bristol BS10 6QL. Tel: (0272) 503364.

MAGAZINES for sale PE, PW, PTV, ET1, E.T.C. some bound vols. For price + details phone evenings. 01-460 9139 Mark Walford.



Universal NICAD, battery charger. All plastic case with lift up lid. Charge/Test switch. LED indicators at each of the five charging points.

Charges:- PP3 (9V), U12 (1.5V penlite), U11 (1.5V "C"), U2 (1.5V "D"), Power:- 220-240V AC, Dims:- 210 x 100 x 50mm. Knock down price only while stocks last.

Only £6.00
Order No. MW 398

Multitester & Transistor Tester
DC volts 0-1v-5v-2.5v-10v-50v-250v-1000v ±3%
AC volts 0-10v-50v-250v-1000v ±3%
DC current 0-50uA-2.5mA-25mA-0.25A ±3%
Resistance:
Minimum 0-2-2-200-200k ohms } ±3%
Midscale 20-200-20k-200k ohms }
Maximum 2k-20k-2m-20m ohms }
As a transistor tester
Leakage current 0-150uA at 21k range } ±5%
0-15mA at X10 range }
0-150mA at X1 range }
PLEASE ADD 15% VAT & £1 P&P

ENFIELD ELECTRONICS
208 BAKER ST., ENFIELD, MIDDX. Tel: 01-366 1873



Ingenuity Unlimited

A selection of readers' original circuit ideas. Why not submit *your* idea? Any idea published will be awarded payment according to its merits.

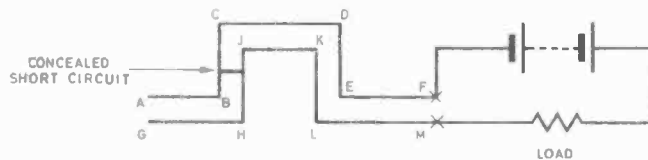
Each idea submitted must be accompanied by a declaration to the effect that it has been tried and tested, is the original work of the undersigned, and that it has not been offered or accepted for publication elsewhere. It should be emphasised that these designs have not been proven by us. They will at any rate stimulate further thought.

Articles submitted for publication should conform to the usual practices of this journal, e.g. with regard to abbreviations and circuit symbols. Diagrams should be on separate sheets, not in the text.

SHORT-CUT TO 'SHORT' DETECTION

MODERN printed circuit boards with plated-through holes are often soldered very quickly in a production-like situation using a wave soldering technique—i.e. from below.

The constructor working with the board the other way up has to take great care to avoid an excess of solder running into a plated hole, since if the component is a DIL socket, a solder bridge may form out of sight, under the socket, on the other side of the board. If the board is for an expansion memory or is the memory section on a single-board computer, it is possible that such a short circuit could be under one of many sockets and if the fault is sought by systematic removal of these, Murphy's law will ensure that it is lurking beneath the last socket to be removed! Convinced of this fundamental truth and finding myself in the situation described above I devised the following method to locate the fault.



EG1024

1. Determine which two adjacent lines are shorting with the aid of a multimeter, after have removed all the chips from the board.
2. Trace the two lines throughout the board.
3. Apply a low voltage to one of the two lines and a return path via a suitable load from the other line.
4. The voltage and load should be chosen so that the printed circuit tracks are not overloaded but carrying a current which is a significant proportion of their design maximum.
5. Use the microvolt measurement facility of a sensitive 'scope or similar device having a high input impedance to test for voltage drops along these two tracks e.g. in the circuit shown testing between A and B or G and H will show no voltage drop, but C to D, J to K, D to E, K to L, E to F and L to M will all show small detectable drops in voltage which indicates that the bridge is between sections CB and JH of the two tracks.

David J. Giles,
Edinburgh.

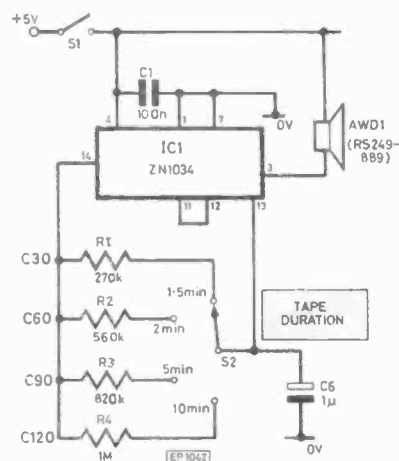
CASSETTE TAPE TIMER

WHEN recording material on audio cassette it is useful to have an indication of the approaching end of tape.

The circuit shown gives an audible warning some 1.5, 2, 5 and 10 minutes before the end of a C30, C60, C90 and C120 respectively.

The ZN1034 timer triggers at switch on and pin 3 goes high. After the chosen delay this pin goes low turning on the audible warning device.

P. Thompson,
Glasgow,
Scotland.



LOW COST MULTIPLE BARGRAPH DRIVER

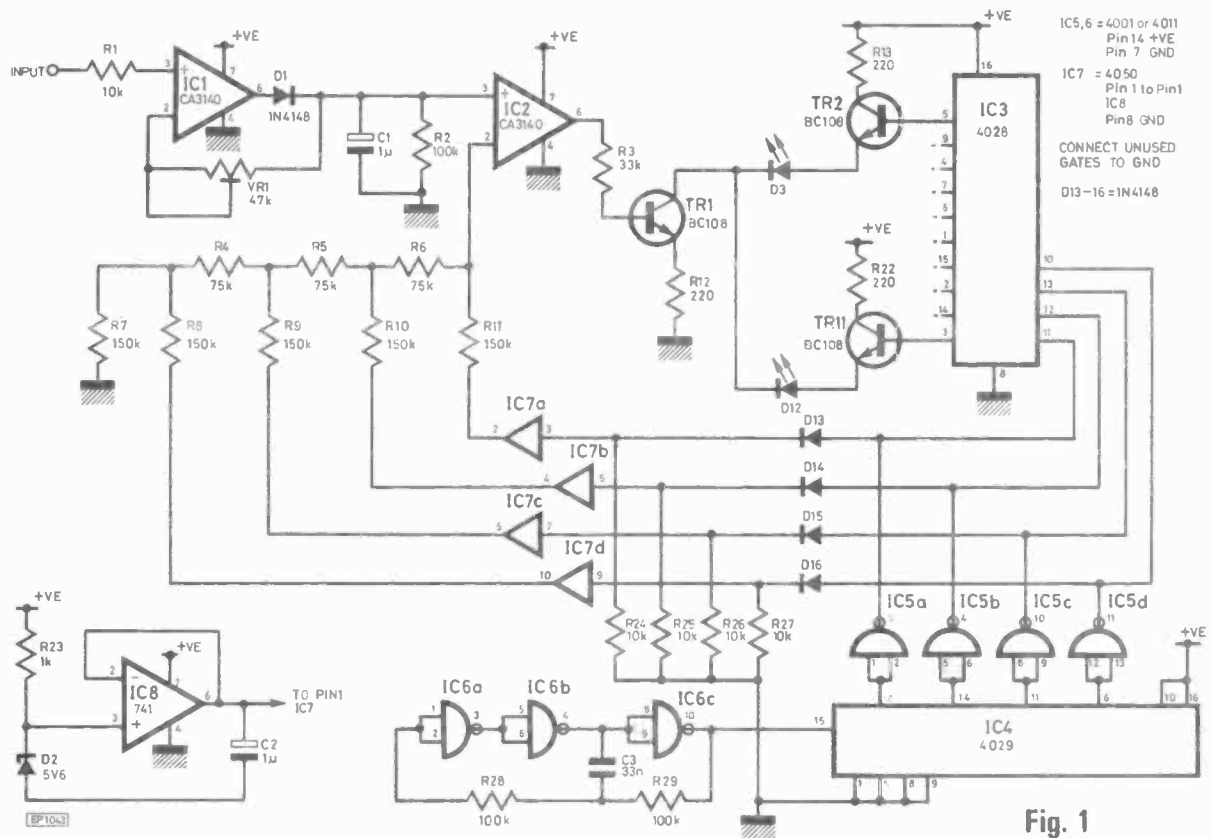


Fig. 1

THIS circuit was designed to combat the essentially high price for the construction of multiple bargraph displays as used in real time Spectrum Analysers etc. The diagram shows the essential parts for a single bar and may be easily extended to as many stages as required.

The heart of the circuit is IC3, a 4028 BCD to decimal decoder, fed by a binary decade counter, IC4. This counter is driven at 200Hz by a simple CMOS clock, IC6. The diagram shows a ten i.e.d. bar, and if higher bars are to be driven, then a higher clock frequency is required to stop visible flickering. The outputs of the counter also drive a simple digital to analogue converter. The binary output is buffered by IC7, the power for which is derived from a simple regulator built around IC8, to provide a constant display free from supply induced level shifts. IC7 is a 4050, and this was chosen because it can cope with inputs above its supply voltage.

This buffered signal is passed to a simple DAC, known as a R/2R ladder formed by the 150k and 75k resistors. The resulting analogue voltage is connected to the inverting input of IC2, the non inverting input of which is connected to the input signal to be measured via a peak detecting circuit formed around IC1. The input level is variable via the 47k preset in IC1's feedback loop. The output of the

comparator IC2 goes to enable the cathodes of all the i.e.d.s in that particular bar. Thus the circuit works as follows.

The counter IC4 starts at 0000 and so pin 3 of the decoder IC3 is high thus enabling the i.e.d.(s) on that line. As all the counter's outputs are low the DAC's output will also be low, i.e. 0V. If the input signal is above 0V then the output of the comparator IC2 will be high and enable the i.e.d. column so that the bottom one will light. Then the counter advances to 0001.

The second i.e.d. is enabled by IC3 and a voltage about half a volt above 0V appears at the comparator. Again if the input level exceeds this the i.e.d. column is enabled, and as only the second i.e.d. has a positive anode, it lights. The counter advances and the cycle repeats. Naturally, if the input level does not exceed the DAC output then the i.e.d. column is not enabled and nothing lights. As all this occurs at high speed, the effect is a steady bar of light, its height being proportional to the input level, the i.e.d.s having 0.5V increments.

If more than one column of i.e.d.s is required, then you only need to duplicate IC1, IC2, TR1 and i.e.d.s, as the counter, decoder, TR2 to TR11, and the DAC are common to all channels.

The simple circuit shown will however

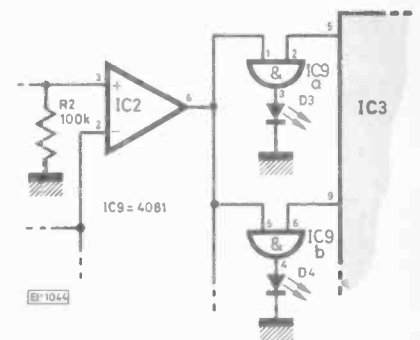


Fig. 2

suffer from a varying of i.e.d. brightness, depending on the number lit, if the basic circuit is extended beyond one or two bars.

This effect may be counteracted by using an AND gate for each i.e.d. as shown in the second diagram. Although more expensive, it does solve the problem of brightness variation and still works out cheaper than a driver using several LM3914 bargraph driver i.c.s.

G. Durant,
Selby.

Ultimum Computer Interface

Part 4

THIS month's ULTIMUM daughter board is a Universal PROM programmer designed to allow you to program the 2K, 4K and 8K range of single-rail EPROMS. It complements the RAM/ROM card which will take the 2K or 4K EPROMS (2716, 2732/2532) as well as providing the capability to program the 28 pin 2764. With this, and next months card (a ROM emulator), most of the facilities required to develop microprocessor systems become available.

FEATURES

Several facilities are incorporated to make the PROM programmer reliable and safe to use. A 24 pin header has been provided to allow you to change from one PROM type to another without having to alter messy links. A current limited 5 volt supply is available to prevent damage to your PROMS in the event that they are inserted upside down. All the necessary switching is provided on the programming lines to make verifying etc. straightforward. To keep the software to an absolute minimum, hardware is included to provide the 50 msec pulse needed for correct programming, with software monitoring capability. All the decoding is provided to make sure that the PROM programmer uses the minimum address space.

CIRCUIT DESCRIPTION

The heart of the PROM programmer is an 8255 parallel interface (I.C.1). This provides 24 lines of input/output in the form of three, eight bit ports. The 8255 is addressed by a decoding system which ensures that only 16 bits of address space are used. The 8255 may be mapped to any 16 byte boundary throughout the processors 64K address space. This decoding is achieved with IC's 4,5,6 and 7. IC's 5, 6, and 7 are magnitude comparators (74LS85) which are 'ANDed' together to select the 8255 when the processor address corresponds to the value set up on switches 1 to 12. By linking the link 1 to AS0 (see Fig. 1) it is also possible to de-select the board altogether leaving more space for memory when the programmer is not in use. The 8255 CS line also feeds back to the enable line on the motherboard. This decoding arrangement allows you to put the PROM Programmer into any slot without changing links. IC3 (Fig. 1) is a monostable that provides a 50 msec pulse need to program the PROMS. Negative and positive going pulses are available to suit the appropriate PROM.

The 8255 is reset on power-up by a timing circuit comprising one half of the monostable (IC3) and a CR time constant. This reset will make all the lines of the 8255 inputs which are the 'safe' state for PROMS. The 25 volt switching is achieved using a level shifter of two transistors. Because

certain PROMs must have V_{pp} clamped to 5 volts and others to 0 volts, the V_{pp} output (collector of Q_3) goes to the header (SK1) so this may be wired for each PROM type.

A total of 24 lines is plenty for 2K/4K PROMS, but the 2764 needs extra lines. These are provided by IC9, an eight bit latch, which can be set up by the 8255. Having provided this, we decided that it would simplify the necessary software enormously to dedicate it to address lines. This has the result of providing theoretical capability for half-megabit EPROMS (275127)

Device IC8 is a 100 mA regulator which may be connected to the PROM V_{cc} . This will limit the current supply to the PROM in the event that it is inadvertently inserted the wrong way around. Sensing circuitry allows detection of this condition by software and also turns off the high address drivers. IC2 is the zero-insertion force socket which takes the PROM to be programmed. This may be a 24 or a 28 pin socket. If you are not programming 2764 PROMS, we suggest you use a 24 pin socket, as the extra pins will not be used, and a misplaced PROM could be damaged.

ASSEMBLY

Start with the i.c. sockets, then the discrete components. Take care to distinguish between the two transistors, and note their orientation. Refer to the component layout (Fig. 4.2). IC8 is a three pin package which doesn't appreciate being inserted backwards.

Insert all i.c.'s (IC2 and the header will be inserted later). IC1 is a static sensitive device and should be inserted last. This is not a very dense board, but one should always check for solder blobs and shorts before applying power.

SETTING UP

Table 1 shows how to set up the various links. Choose where the programmer will sit in memory and set switches 1 to 12 according to this table. Link 1 should be set to AS0 if you wish to de-select the board from the 8255 on the motherboard. For initial testing, it is simplest to wire this to the 5 volt line.

TESTING

The 8255 should be tested for operation on each of its lines. A simple program (Table 4.2) in BASIC can be used to do this. Check that lines A0-A7, B0-B7, C0-C3 pulse from 1 to 0 with a high impedance voltmeter or the simple 'logic probe' of Fig. 4.3. Do *not* insert a PROM into socket IC2 while doing this or it will be damaged. The outputs of IC3 (pin 5 and 13) can be tested with the same program. A short 'blip' on your meter (or 'logic probe') will indicate satisfactory

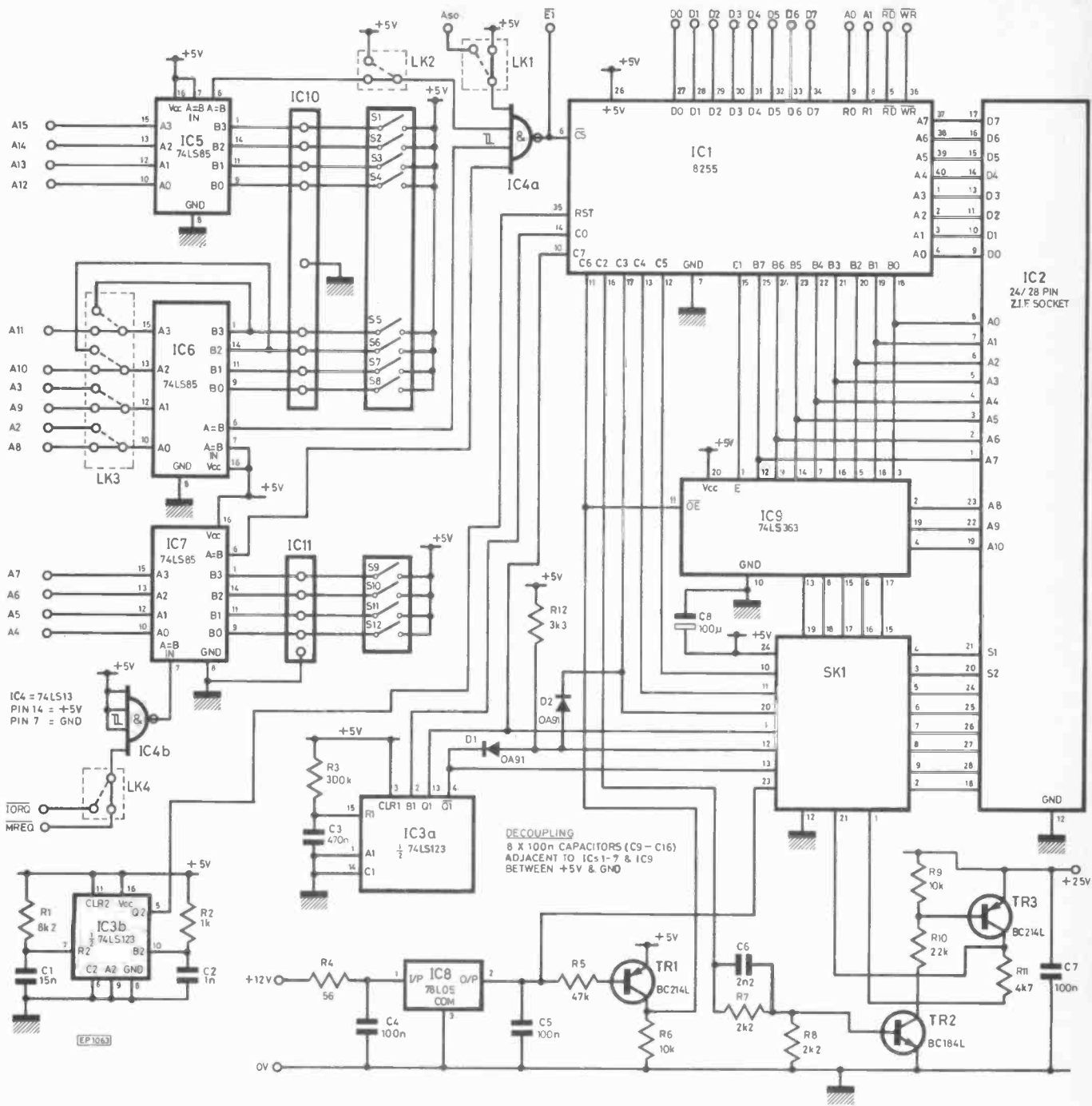


Fig. 4.1. Circuit diagram of ULTIMUM's Universal PROM Programmer

HALF-MEGABIT EPROMs WELCOME!

operation. The latch (IC9) can be tested by latching data with the line C1 which should be pulsed high then held low, checking that the data on eight outputs (see Fig. 4.1) are correct. This done, the setting up is complete.

WIRING FOR PROM TYPES

Table 4.3 gives the various header options for IC10. Table 3(a) shows the lines connected to this header. Each PROM

type requires a different header. The connections in Table 4.3 make use of the current limited supply.

The correct sequence for programming any PROM is as follows:

With the power off . . .

- 1) Choose and insert the appropriate header for IC10.
- 2) Power up the board, without the PROM inserted. This allows the 8255 and monostable to settle to their safe state.
- 3) Insert the PROM and program.
- 4) Remove the PROM.
- 5) Power down.

Follow this sequence, or you will run a slight risk of misprogramming one or more locations.

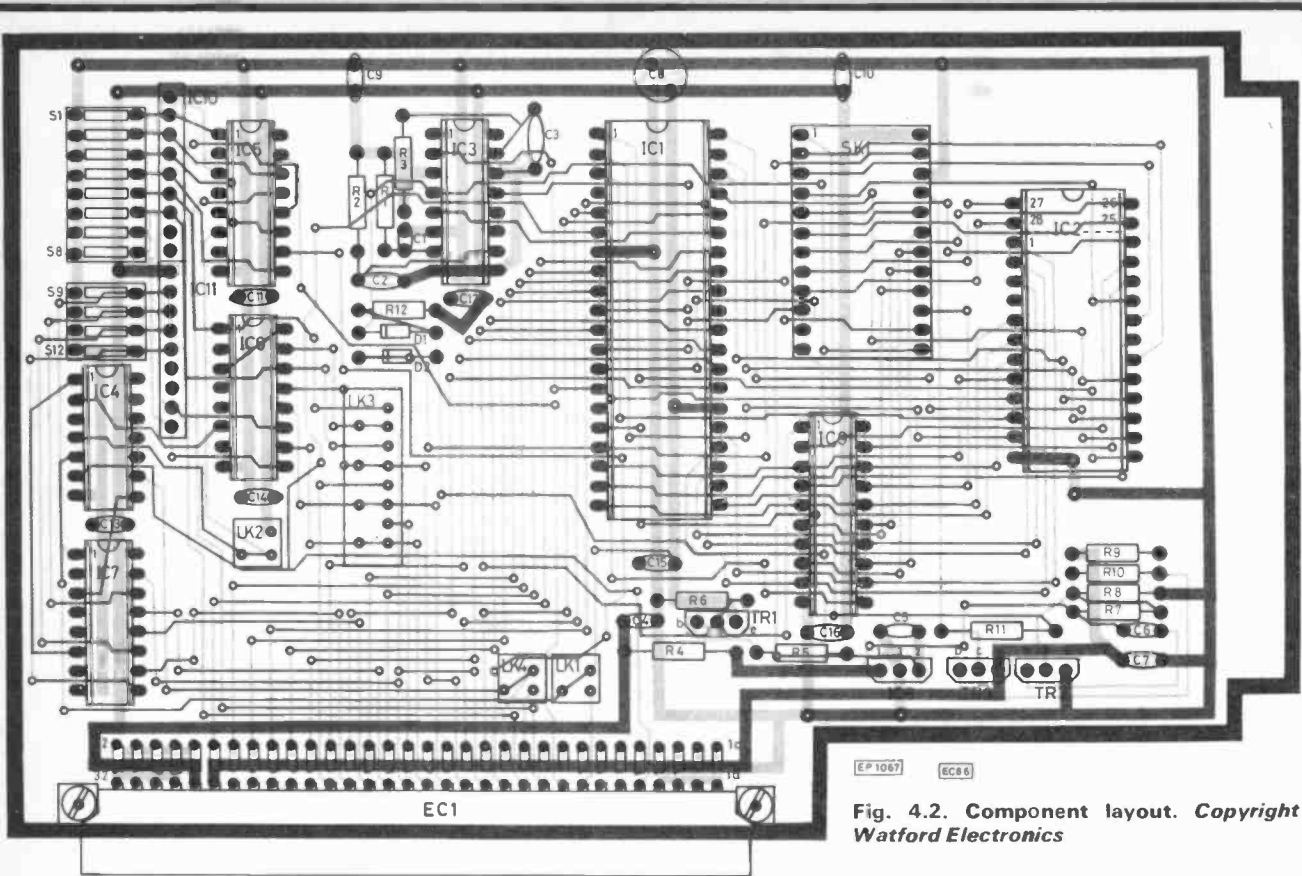


Fig. 4.2. Component layout. Copyright Watford Electronics

Compatibility range:

- Acorn Atom
- Apple II
- Atari
- BBC
- Commodore PET
- Dragon 32
- Jupiter Ace
- Oric I
- RML 380Z
- Spectrum
- Superboard
- Superbrain
- S100 Bus machines
- UK101
- Video Genie
- ZX81

U
L
T
I
M
U
M

Daughter card range:

- Ram card
- Rom/Battery backup Ram card
- EPROM programmer card
- Romulator card
- Floppy disc controller card
- Printer and general port car
- Analogue I/O card
- Sound card
- Speech card
- Terminal card
- Processor card
- Prototyping card

LK1	IC4 to +5V (default position) to Aso	= Permanently mapped in = May be dynamically mapped
LK2	IC4a to IC5 (default position) to +5V	= Memory map option = I/O option
LK3 & LK4	Default position	= Memory map option
	Alternative	= I/O option
SWITCHES		
S1	A15	
S2	A14	
.	.	
.	.	
S12	A4	

The switches set the required position in memory, in binary. For example, S2 set and all others open would give 4000 hex (16384 decimal)

Table 4.1. The link options

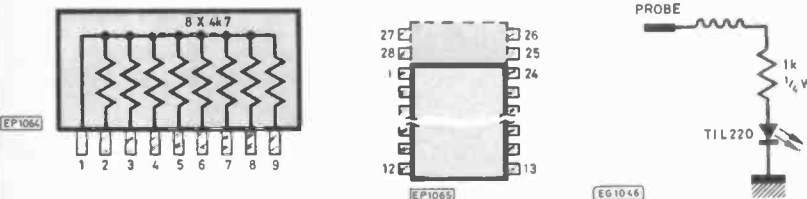


Fig. 4.3 (right). A simple logic probe circuit

COMPONENTS ...

Resistors

R1	8k2
R2	1k
R3	300k 1%
R4	56
R5	47k
R6, R9	10k (2 off)
R7, R8	2k2 (2 off)
R10	22k
R11	4k7
R12	3k3

All resistors $\frac{1}{4}$ W 5% unless otherwise specified

Capacitors

C1	15n
C2	1n
C3	470n 5%
C4, C5, C7	100n (3 off)
C6	2n2
C8	100 μ /16V
C9-C16	100n disc ceramic (8 off)

Transistors and Diodes

D1, D2	OA91 (2 off)
TR1, TR3	BC214L (2 off)
TR2	BC184L

Integrated Circuits

IC1	8255
IC2	PROM to be programmed
IC3	74LS123
IC4	74LS13
IC5-IC7	74LS85 (3 off)
IC8	78L05
IC9	74LS363
IC10, IC11	8x4k7 s.i.l. resistor pack (2 off)

Miscellaneous

SK1 24-pin socket for header
 24/28 pin z.i.f. socket for PROM
 D.i.l. switches 8 x s.p.s.t. (2 off)
 Printed circuit board WEO3 PRG
 PL1 2 x 32 'A+C' DIN Euro Plug (Right-angled pins)
 24 pin d.i.l. personality header
 14 pin d.i.l. socket
 16 pin d.i.l. socket (4 off)
 20 pin d.i.l. socket
 40 pin d.i.l. socket

Constructors' Note

Kits for all parts of the ULTIMUM system are (or will be) available from **Watford Electronics**, 33 Cardiff Road, Watford, Herts WD1 8ED. Send SAE for price list of boards now available.

- 10 P = programming port address
- 20 POKEP + 3, 136
- 30 POKEP, 85:POKEP + 1, 85:POKEP + 2, 85
- 40 POKEP, 85170:POKEP + 1, 170:POKEP + 2, 170
- 50 GOTO30

Table 4.2. 8255 check program in BASIC

	2716	2732	2532	2764 (Hitachi)	2764 (Mostek)	2564 (Texas)
Vpp TIE	+5V	GND	+5V	+5V	GND	+5V
18	PGM	PGM/CS	A11	GND	PGM/CS	A11
20	OE	Vpp	PGM/CS	OE	Vpp	PGM/CS
21	Vpp	A11	Vpp	A11	A11	A12
24	+5 Lim	+5 Lim				
25				PGM		GND
26				+5 Lim	+5 Lim	+5 Lim
27				Vpp		Vpp
28				A12	A12	GND

	OE	PGM	PGM	OE	PGM	PGM
	Low for read.	Hold low for read.	Hold low for read.	Low for read.	Hold low for read.	Hold low for read.
	High for pgm.			High for pgm.		
	High for pdn					

A0-A7	O/P	DO-D7
B0-B7	O/P	A0-A7
(B0)-(B7)	O/P	A8-A15
C0	O/P	mono fire
C1	O/P	latch fire
C2	O/P	Vpp Sw
C3	O/P	OE
C4	I/P	uncommitted
C5	I/P	uncommitted
C6	I/P	Vcc sense
C7	I/P	PGM sense

Table 4.3. Header options for IC10

NOTE: For machines like Superbrain, where the whole of the address space is taken up by RAM, by changing Links 2-4 the Programmer becomes an I/O mapped device.

Table 4.3(a). Header connections

Vpp Tie	1	24	+5
pin 18	2	23	+5 Lim.
20	3	22	GND
21	4	21	Vpp
24	5	20	OE
25	6	19	Q7
26	7	18	Q6
27	8	17	A13
28	9	16	A12
C5	10	15	A11
C4	11	14	PGM
PGM/CS	12	13	PGM

Table 4.4. Simple program for 2732 PROMs

```

10 P = programming port
   address
20 Q = RAM start
30 POKE P + 3, 155 ; set all I/P, mode 0
40 A = PEEK (P + 2) ; read port C
50 IF ((A < 128) AND (A > 63)) ; bit 6 set, chip in backwards
   OR (A > 191) THEN 400
60 POKEP, 0: POKEP + 1,
   0: POKEP + 2, 0
70 POKEP + 3, 136 ; set high C I/P, reset O/P,
   mode 0
80 L = 0, H = 0, N = 0 ; counters; addr high & low,
   data locations
90 POKEP + 3, 5 ; programming power on
100 POKEP + 3, ; initialise high address
   3: POKEP + 3, 2
110 POKEP, PEEK (Q + N) ; load data
120 POKEP + 1, L ; load low address
130 POKEP + 3, ; trigger program pulse
   1: POKEP + 3, 0
140 IF PEEK (P + 3) > 127 ; wait until end
   THEN 140
150 N = N + 1 ; increment count
    
```

```

160 IF N > 4095 THEN 300 ; finished ?
170 L = L + 1 ; increment low address
180 IF L < 256 THEN 110
190 H = H + 1: L = 0 ; increment high address
200 GOTO 110
300 POKEP + 3, 4 ; programming power off
310 PRINT "DONE"
320 STOP
400 PRINT "EPROM
   INSERTED
   INCORRECTLY"
410 END
    
```

PROGRAMMING PROMS

The programs to program PROMs can be of many levels of sophistication. Table 4.4 is a simple program for 2732 PROMs (the most commonly used), which illustrates the general principle. You could design programs to cater for all PROMs (possibly menu driven) checking for correct insertion, and making sure they are blank before programming. The board is supplied with data on the 8255, so that more sophisticated programs may be produced.

NEXT MONTH: ROM Emulator card.

PE SPECIAL CASSETTES OFFER

NEW! CHROMIUM DIOXIDE AUDIO CASSETTES

CHROME C60 & C90 AUDIO

CRO2 C60 CASSETTES
 90p each (minimum of 5); 80p each (minimum of 25)

CRO2 C90 CASSETTES
 115p each (minimum of 5); 105p each (minimum of 25)

FERRIC C90 AUDIO

C90LH CASSETTES
 56p each (minimum of 5); 53p each (minimum of 25).

PRICES INCLUDE VAT AND POSTAGE.

Over the last couple of years PE offers arranged with Videotone have proved highly successful and we have now been able to arrange special prices (only available to PE readers) on these high quality tapes.

These European-made tapes are excellent value and we are pleased to offer them to readers. They are covered by a money back guarantee (return within 21 days for refund). Not only are the tapes of high quality but the cassettes are of screw together construction and the case labels have space for notes on the recordings.

Send valid coupon to:
Videotone Ltd., 98 Crofton Park Road, Crofton Park, London SE4.

BLOCK CAPITALS PLEASE

Please send me CRO2 C60 Audio cassettes at p each (90p for 5 to 24, 80p for 25 or more; including VAT and postage).

Please send me CRO2 C90 Audio cassettes at p each (115p for 5 to 24, 105p for 25 or more; including VAT and postage).

Please send me C90LH Audio tapes at p each. (56p for 5 to 24, 53p for 25 or more; including VAT & postage.)

I enclose cheque/PO for £ No.

Name

Address

.....

.....

.....

Coupon valid for posting before 11 February '83
 (or one month later for overseas readers).

Easy to build projects for everyone
Everyday ELECTRONICS

Our Sister Publication
Everyday Electronics
 features the following projects in the **February** issue.

BIKE ALARM
Make your Bike "HOT" with this low-cost alarm for motorcycle or push-bike. For a small outlay you could save yourself pounds!

COMPUTING
EPROM PROGRAMMER—
EPROMs for ACORN ATOM.

ZX81 SPEED COMPUTING SYSTEM
Use your 81 and Ultrasonics for velocity measurement experiments under laboratory conditions—a SEDAC project.

Also
SPEECH PROCESSOR
Increase the "Talk Power" of your PA or communications system.

INTRODUCING ELECTRONICS—5
Radio Receivers: Beginner's a.m. radio.

ON SALE JANUARY 21

VIDEOTONE

Quality plus value ~ always

"The legendary
"MINIMAX"
— the small
speaker produc-
ing "Large
speaker" sounds.
Peak handling
100 watts.


ONLY £74.95
A PAIR!!!

NEW IMPROVED

MINIMAX 2

VIDEOTONE — For full range of loudspeakers, in-car, C.B.,
Video, audio & video cassettes, etc. Write for full details.

VIDEOTONE 98 CROFTON PARK ROAD,
LONDON SE4.
Tel: 01-690 8511. ext. 32.
Send for our free brochure and
details of outlets in the U.K.



the MC88E from CORAL

Moving Coil Cartridge — The MC88E is a high output cartridge
— so you do not need to use a head amp. EXCEPTIONAL
VALUE AT ONLY £24.95

Seoum Hi-Fi rep-
resents EXCELLENT
QUALITY AT A
REALISTIC PRICE!
The range offers a
choice of amplifiers,
tuner/amplifier, tuner,
and the excellent
SC4200 stereo cas-
sette recorder.



THE SCIENCE OF AUDIO

seoum

Post to: Videotone, Crofton Park Road, London SE4.

NAME _____

ADDRESS _____

The 2001 sweeps the board at only £110*



Get all the waveforms you need — 1 Hz to .1 MHz in five
overlapping ranges: stable, low-distortion sine waves,
fast rise/fall-time square waves, high linearity
triangle waves — even a separate TTL square
wave output. Plus high- and low-level
main outputs.

An applied DC Voltage at the Sweep input
can shift the 2001's frequency: or sweep
up to 100: 1 with an AC signal.


A pushbutton activates the DC Offset control,
which shifts the output waveform up
or down on command.

For value for money the 2001 sweeps the rest off the board.

For immediate action — The G.S.C. 24 hour, 5 day a week service
Tel: (0799) 21682 and give us your Access, American Express, Barclaycard
number and your order will be in the post immediately or just clip out the coupon.
Goods despatched within 48 hours.

* price excluding P&P and 15% VAT

GLOBAL SPECIALTIES CORPORATION



G.S.C. (U.K.) Limited, Dept. 5HH
Unit 1, Shire Hill Industrial Estate,
Saffron Walden, Essex CB11 3AQ
Tel: Saffron Walden (0799) 21682 Telex: 817477

Global Specialties Corporation (UK) Limited Dept. 5HH
Unit 1, Shire Hill Industrial Estate, Saffron Walden, Essex CB11 3AQ

Model 2001 Sweepable
Function Generator

£129.95 (Inc. P&P
and 15% VAT)

Qty
Reqd.

For FREE catalogue
tick box

Name _____ Address _____

I enclose PO/Cheque for £ _____ or debit my
Barclaycard/Access/American Express No _____ exp date _____

MIDWICH COMPUTER COMPANY LIMITED

FAST EX-STOCK DELIVERY OF MICROCOMPUTER COMPONENTS AT UNBEATABLE PRICES

MIDWICH NOW APPOINTED OFFICIAL ACORN BBC MICRO DEALER

Disc drive and interface kits for BBC Micro now in stock.

Description	Price
BBC Microcomputer Upgrades	
*Memory Upgrade (BBC1)	18.00
*Printer & User I/O kit (BBC2)	7.80
*F.Disc interface inc. DOS (BBC3)	70.00
*Analogue input kit (BBC4)	8.70
*Serial I/O & RGB kit (BBC5)	7.25
*Expansion bus & tube kit (BBC6)	5.95
*Printer cable inc. Amphenol plug (Not assembled) (BBC21)	13.00
*User port connector & cable (BBC22)	2.00
*Analogue input plug & cover (BBC44)	2.25
*5 pin DIN plug for serial (BBC111)	0.60
*6 pin DIN plug for RGB int. (BBC109)	0.80
*7 pin DIN plug for cassette (BBC141)	0.80
*Connector for bus & cable (BBC66)	3.50
*Single disc drive (H00R) (BBC31)	230.43
*Dual disc drives (BBC32)	350.00
*Teletext Receiver (Z00K) (BBC71)	144.34**
*Prestel receiver (BBC72)	90.00**
*Games Paddles (per pair) (BBC45)	11.30

**Prices on these items are likely to change please contact sales office before ordering.
As some items are on an extended delivery from Acorn please check availability before ordering items marked **

ACORN SOFTWARE FOR THE BBC MICROCOMPUTER

Graphs & charts on the BBC Micro (AC122)	7.50
Graphs & Charts Cassette (AC123)	7.50
Algebraic manipulation pk (AC124)	8.65
Font on BBC Micro (AC125)	7.50
Font pack (AC126)	14.65
Lisp on BBC Micro (AC127)	7.50
Lisp pack (AC128)	14.65
Games-Philosophers quest (AC129)	8.65
Games-Defender (AC130)	8.65
Games-Monster (AC131)	8.65
Games-Snapper (AC132)	8.65

EPROM PROGRAMMER FOR BBC MICROCOMPUTER

* Programs 25-16, 27-16, 25-32, 27-32 Industry Standard EPROMS	49.95
* No external power supply required	
* Plugs straight into expansion socket	
* Easy to use	
* Includes all Software required	
EPROM Programmer (Kit)	49.95
EPROM PROGRAMMER (Assembled)	57.95

ACORN & BBC MICRO COMPONENTS

DS3691N	4.50
DS98LS120N	4.50
2114 Low Power	
200ns	0.80
4516/4816 100ns	2.46
6522	3.18
74LS244	0.59
74LS245	0.89
81LS97	0.90
DB304	4.50

GAMES PADDLES FOR BBC MICRO, DRAGON 32, ZX81, AND SPECTRUM™ EX-STOCK

* Requires controller (see below)

DS3691N	4.50
DS98LS120N	4.50
2114 Low Power	
200ns	0.80
4516/4816 100ns	2.46
6522	3.18
74LS244	0.59
74LS245	0.89
81LS97	0.90
DB304	4.50

BBC Micro	11.30/Pair
ZX81, Spectrum™, Dragon 32	8.95/Each

Games Paddle Controller for ZX81 and Spectrum
* Very High Speed Operation Possible
* Plugs into ZX81/Spectrum Expansion Bus
* Connector provided for Ram Pack Printer
Paddle Controller Kit 14.95
Ass 18.95

Please specify ZX81 or Spectrum when ordering

NEW CATALOGUE NOW AVAILABLE

Please send 0.25 + SAE

SPECIAL OFFERS

280ACPU	3.45
6522	2.90
UPD7002	4.35
DB304	4.50
4164 (M)	3.90
6882 450ns	2.90
2532 450ns	2.90

Device	Price
Z80 FAMILY	
Z80CPU	2.95
Z80ACPU	3.45
Z80CTC	2.84
Z80ACTC	2.95
Z80ADART	5.70
Z80ADMA	11.95
Z80PIO	2.75
Z80APIO	2.95
Z80ASIO-0	11.99
Z80ASIO-1	11.99
Z80ASIO-2	11.99
MK3886	11.00
MK3886-4	14.47
Z80BCPU	7.15
Z80BCTC	7.15
Z80BP10	7.15
Z80BS10-0	23.82
Z80BS10-1	23.82
Z80BS10-2	23.82

Device	Price
6800 FAMILY	
6800	2.99
6802	3.48
6803C	12.10
6809	8.45
6810	1.12
6821	1.20
6840	3.95
6845	8.70
6850	1.40
6880	1.07
6887	0.80
68488	9.11
6875	5.82
6843	13.99
68B00	6.30
68B09	19.11
68B21	2.28
68B10	2.00
68B40	4.70
68B50	2.88

Device	Price
6500 FAMILY	
6502	3.45
6520	2.99
6522	3.18
6532	5.95

Device	Price
6800 FAMILY	
6805A	4.40
8212	1.55
8216	0.60
8251A	3.19
8255A	2.95

Device	Price
BUFFERS	
81LS95	0.80
81LS97	0.90
81LS98	0.90
8126A	1.20
8128A	1.20
8195	1.35
8197A	1.35
8198	1.45

Device	Price
DATA CONVERTERS	
ZN425	3.45
ZN426	3.00
ZN427	5.99
ZN428	4.75
ZN429	2.10
ZN432	13.00
ZN433	25.90
ZN435	4.40
UPD7002	4.35
ZN447	72.0
ZN448	5.46
ZN449	2.55
ZN440	56.83

Device	Price
FLOPPY DISC CONTROLLERS	
8271	37.50
FD1771	14.75
FD1791	21.75
FD1793	22.75
FD1795	27.75
FD1797	27.75
WD1691	10.87
WD2143	5.77

Device	Price
MISC SUPPORT CHIPS	
AY5-1015	2.99
AY5-1270	7.95
AY5-8910	5.90

MEMORIES

2114 Low Power	
200ns	0.80
2708 450ns	2.79
2716 450ns	2.10
(+SW)	
2716 350ns	3.59
(+SW)	
2716 450ns	4.40
3 Rail	5.95
2732 350ns	4.40
2732 450ns	2.90
2532 450ns	2.90
2564 450ns	9.90
2764 450ns	9.90

Device	Price
AY5-1013	2.99
AY5-3600	7.95
DB304	4.50
MC1488	0.55
MC1489	0.55
MC3446	2.95
MC3448A	4.25
MC3480	7.95
MC3487	2.95
MC14411	6.94
MC14412	7.99
RO3-2513L	9.99
RO3-2513U	9.99
6402	4.45
4702	7.45
7660	2.58
4046	5.56
4047	0.49
4048	0.54
4049	0.24
ZN423 1.26V	1.00
ZN4588 2.45V	1.00
ZN Ref 025 2.49V	1.00
ZN Ref 040 4.10V	1.00
ZN Ref 052 6.17V	1.00
ZN Ref 100 1.96V	2.56

VOLTAGE REGULATORS

LM301AN	0.25
LM308N	0.89
LM331N	0.89
LM319N	2.14
LM324N	0.30
LM348N	0.59
LM555N	0.18
LM556CN	0.45
LM741 (8 PIN)	0.18
LM747CN	0.34
LM748 (8 PIN)	0.34
LM725CN	3.20

Device	Price
REGULATORS	
7805	0.39
7812	0.39
7815	0.39
78L05	0.29
78L12	0.29
78L15	0.29
7905	0.55
7912	0.55
7915	0.55

Device	Price
CRYSTALS	
1MHz	2.90
1.008MHz	2.90
1.8432MHz	2.20
2.4576MHz	2.45
3.6864MHz	2.95
4MHz	1.45
6MHz	1.45
8MHz	1.70
9.6804MHz	1.95

Device	Price
CMOS 4000 'B' SERIES	
4001	0.10
4002	0.12
4006	0.65
4007	0.15
4008	0.80
4009	0.34
4010	0.39
4011	0.11
4012	0.15
4013	0.24
4014	0.74
4015	0.40
4016	0.19
4017	0.37
4018	0.67
4019	0.41
4020	0.49
4021	0.89
4022	0.85

Device	Price
UNF MODULATORS	
6MHZUM1111	3.70
8MHZUM1233	4.40

Device	Price
NUM. OTHER DEVICES AVAILABLE	
74LS SERIES	
00	0.10
01	0.11
02	0.11
03	0.11
04	0.11
05	0.11
06	0.11
07	0.11
08	0.11
09	0.11
10	0.11
11	0.11
12	0.11
13	0.15
14	0.29
15	0.12
16	0.12
17	0.12
18	0.12
19	0.12
20	0.12
21	0.12
22	0.12
23	0.12
24	0.12
25	0.12
26	0.12
27	0.12
28	0.12
29	0.12
30	0.12

4116 150ns	0.80
4116 200ns	0.75
4118 150ns	3.30
4164 200ns TL	3.90
4164 200ns NEC	3.90
4516/4816 100ns	
(+SW)	
5516 250ns	2.99
6116 P3 150ns	3.85
6116 LP3 150ns	5.75

SPECIAL LOW PRICES FOR QUANTITIES

Device	Price
4023	0.15
4024	0.31
4025	0.16
4026	1.29
4027	0.23
4028	0.49
4031	1.89
4033	1.84
4034	1.90
4035	0.94
4040	0.40
4041	0.77
4042	0.44
4043	0.69
4044	0.84
4045	1.89
4046	0.54
4047	0.49
4048	0.54
4049	0.24
4050	0.24
4051	0.44
4052	0.59
4053	0.77
4054	0.64
4055	0.84
4060	0.59
4063	0.98
4066	0.29
4068	0.21
4069	0.15
4070	0.14
4071	0.14
4072	0.19
4073	0.14
4074	0.14
4076	0.45
4077	0.25
4078	0.25
4081	0.15
4082	0.20
4083	0.84
4086	0.51
4093	0.25
4095	0.25
4502	0.89
4507	0.38
4508	1.20
4510	0.45
4511	0.44
4512	0.49
4514	1.14
4515	1.14
4516	0.54
4518</	

Strictly Instrumental

by K. Lenton-Smith

KONOSUKE Matsushita was born in 1894 in a small village 35 miles south of Osaka, the commercial capital of Japan. The English translation of his name is "Lucky man under the pine tree" and indeed he spent his childhood under a matsu (Japanese pine).

He was apprenticed to a bicycle merchant in Osaka at the age of ten, bicycles being an exotic rarity in Japan at the time. After seeing a tramcar for the first time, he was convinced that the electric industry had a bright future and in 1910 joined the Osaka Electric Light Company.

By 1918 he had become the youngest inspector on the payroll and decided to set up in business on his own. With his wife and brother in law, he manufactured a device he had patented: this was an Edison screw, adaptor designed to fit a light socket.

Matsushita built his first office and factory in 1922, extended his sales operations and had by now 50 employees. Bicycle lamps, heaters and radios were among the products made in the decade that followed.

Matsushita Electric Industrial Co. came into being in 1935 with a capital of 10M Yen and nine subsidiary companies. The group's products were mainly domestic appliances, including experimental TV receivers made in 1938.

Seeing the conditions prevailing in post-war Japan, the company's founder set himself the task of re-vitalising his country: his slogan was "P.H.P."—Peace and Happiness through Prosperity. In 1951 Konosuke Matsushita visited the USA and Europe and on his return urged all employees to work together to build the company on international lines.

An exchange of technical expertise was arranged with Philips of the Netherlands in 1952, and Matsushita Electronics Corporation was established to produce a wide range of electronic components. These included semiconductors and electronic tubes.

PANASONIC

The concern continued to expand and in 1959 opened its first overseas venture, Matsushita Electric Corporation of America, which sold its products under the brand name of Panasonic. 1961 saw the first overseas manufacturing concern established—the National Thai Company.

Ten years later, Matsushita Electric stock was offered on Wall Street and was in-

stantly oversubscribed; six further leading markets were listing its stock two years later.

Konosuke Matsushita left the company's Chair in 1973. He had certainly lived up to his name as "The Lucky Man . . ." but also proved himself as both a patriot and hard-working man of vision. Outside Japan he will best be remembered by the thousands of products with brand names of National, Panasonic, Quasar and Technics.

With an excellent reputation for sound reproduction equipment and as a component manufacturer—especially of complex integrated circuits—entry into the electronic music field was almost a natural progression.

In 1980 I attended the launching of a new series of organs, when the trade was introduced to the "U" organs, and told that Technics' engineers had been back to the drawing board and had completely redesigned the range of instruments. Among the new features at that time was the Program Chord Computer, a "first" for Technics, which allowed the SX-U60 to be programmed to remember 100 chords of eight basic types.

Technics have continued to update the series, the latest model being an improvement on the SX-U90, namely the SX-U90P.

SX-U90P

This de luxe instrument has a space-age appearance, its console being finished in silver-grey and mounted on columns. It is priced at £5999.99 (in case you can't afford £6000!) and, although described as portable, is supplied with a pair of silver-grey extension speaker cabinets and was probably designed for professional use.

For practicing, two 10W speakers are built in to each side of the console: these are indispensable in judging expression when using remote cabinets. Two 4-octave manuals and their control buttons and tabs are housed between the monitor's speakers under the metallic hooding of the console. Below are 13 pedals and the expression control.

The various buttons and tabs are colour coded and many of them illuminated. Although I do not favour consoles that look like a pin-ball machine, I must admit that the complexity of modern instruments is such that the performer needs all the help the manufacturer can offer in finding things quickly, especially when reading music at

the same time. The controls are fitted above the upper manual and on the cheeks, and laid out logically.

The Orchestra Conductor section has 12 illuminated buttons which allow the player to select various departments: these are Tab Voices, Orchestral Presets, Percussion, Solo Synth., Organ, String Ensemble and Vocal Ensemble which, apart from Orchestral Presets, are available on both manuals.

Tab Voices cover the organ tones. These include the complete range of Flutes (equivalent to those found on drawbar organs), Brass, Oboe and String on the Upper Manual, whilst the Lower Manual has Flutes 8', 4', 2' and 1' with Diapason, Horn, Cello and String. Pedal Tabs include those for Bass Guitar and String Bass.

Two types of synthesizer are employed. Upper Orchestral presets allow polyphonic playing, where there are eight effects to choose between. Solo Synthesizer presets allow single note melodies on either manual, and there are some odd effects here, such as Cosmic Fuzz, or Whistle and Synthe Chopper!

FEATURES

One of the outstanding features of the SX-U90P is the Rhythm Unit. It has a stereo output and can also be programmed to suit the user. Its information is based on pulse coded modulation and it produces the recorded sounds of actual instruments and is thus considerably lifelike. In non-programmed mode there is a choice between 12 patterns, each with a variation, and it will produce intros. and fill-ins. It can be made to trigger an accompaniment of piano, banjo or guitar.

Percussion can be applied to the Upper Manual at 5-1/3', 4', 2-2/3' and 2' pitches and there are also Upper/Lower Percussive Presets—Piano, Harpsicord, Vibraphone etc. Harmonic Couplers can be used from either manual and there is also the intriguing Upper Click control: this applies the very same effect that many engineers have burned midnight oil trying to eliminate and was largely responsible for the original success of the Hammond with jazz organists!

Celeste may be applied selectively to sections of the organ and the Voice Setting Computer allows the player to store four favourite voice combinations in memory for six weeks if the instrument is unused.

Although probably best suited to club or studio work, Technics have not forgotten the beginner's aids. Auto Play Chord (one-finger, fingered and memory) and Program Chord Computer still are featured, the latter remembering two 50-chord programs which can be edited if mistakes occur. Walking Bass can be applied to the pedals and Arpeggios played on Harp or Strings.

In all, the SX-U90P is an exciting and complex instrument which should be seen to be appreciated as it is impossible to cover all its many features here.

The silicon chip has been a boon to Matsushita and its contemporaries—and if we still had to rely on valves the organ would need a complete room to house what the SX-U90P encompasses!

MICRO PROMPT.

The hardware and software exchange point for PE computer projects

UK101 SINGLE KEY BASIC

The UK02 Monitor ROM is a vast improvement over the original UK01 ROM but it leaves the computer still lacking the ability to produce complete BASIC words by pressing just one or two keys. A short program to remedy this is given below and can be used with either monitor by changing the first line of the program to the appropriate input routine address (\$FFBA for UK01, \$FBAC for UK02). Unfortunately when used with the UK02 Monitor, the Editor is completely disabled when the program is running, but this may be overcome as follows—

- 1) Enter the program using the m/c monitor.
- 2) Reset, enter Cold Start and then type in the following BASIC lines:

```
1 POKE 536,64:POKE 537,2:END
2 POKE 536,172: POKE 537,251:END
```

To activate the Single Key Basic, type RUN. Before calling the Editor type RUN 2 and then edit in the normal way, after which RUN may be used to return to Single Key Basic. Reset W can be used instead of RUN 2 although this will of course clear the screen. The POKEs given in line 1 above are also used to activate the program when used with the UK01 monitor.

BASIC words are called by using CTRL plus another key as listed below. It was considered unnecessary to include words of three letters or less as it is almost as fast to type these out in full. However these are presented for completeness along with some other infrequently used words together with the OFFSET and may be included if required by adding them to the table.

With regard to the Table, pressing CTRL and another key gives the ASCII value of that key plus \$3C0. Thus the required value for the KEYBD column in the Table

can be easily calculated; e.g. CTRL 4 gives $34+3C0=F4$ (Hex.). The following keys cannot be used; M, SPACE, SHIFT, (also E and L for UK02 Monitor). It is essential to end the Table with a 00 Byte.

Once the Machine Code has been entered, a BASIC loader may be produced using the m/c to BASIC converter given in P.E. July 1981.

PROGRAM LISTING

0240	20BAFF	JSR	\$FFBA
0243	84FE	STY	\$FE
0245	85FF	STA	\$FF
0247	A0FF	LDY	#\$FF
0249	C8	INY	
024A	B97D02	LDA	\$027D,Y
024D	F029	BEQ	\$0278
024F	C8	INY	
0250	C5FF	CMP	\$FF
0252	D0F5	BNE	\$0249
0254	B97D02	LDA	\$027D,Y
0257	A8	TAY	
0258	E046	CPX	#\$46
025A	B018	BCS	\$0274
025C	B984A0	LDA	\$A084,Y
025F	48	PHA	
0260	297F	AND	#\$7F
0262	9513	STA	\$13,X
0264	E8	INX	
0265	20E5A8	JSR	\$A8E5
0268	C8	INY	
0269	68	PLA	
026A	10EC	BPL	\$0258
026C	C9A4	CMP	#\$A4
026E	D004	BNE	\$0274
0270	A928	LDA	#\$28
0272	D006	BNE	\$027A
0274	A900	LDA	#\$20
0276	F002	BEQ	\$027A
0278	A5FF	LDA	\$FF
027A	A4FE	LDY	\$FE
027C	60	RTS	

TABLE KEYBD		OFF	SET	
027D	03	CC	CTRL C	CHRS(
027F	04	0A	CTRL D	DATA
0281	0F	2D	CTRL O	GOSUB
0283	07	1D	CTRL G	GOTO
0285	09	0E	CTRL I	INPUT
0287	06	D0	CTRL F	LEFT\$(
0289	F1	61	CTRL I	LIST
028B	F2	DB	CTRL 2	MID\$(
028D	0E	06	CTRL N	NEXT
028F	10	BB	CTRL P	PEEK
0291	0B	54	CTRL K	POKE
0293	12	16	CTRL R	READ
0295	CD	32	CTRL CR	RETURN
0297	08	D5	CTRL H	RIGHT\$(
0299	13	80	CTRL S	STEP
029B	F3	C2	CTRL 3	STR\$(
029D	01	6D	CTRL A	TAB(
029F	14	79	CTRL T	THEN
02A1	00			END OF TABLE

OTHER BASIC WORDS WITH OFFSET VALUE

ABS	97	NEW	6A
AND	89	NOT	7D
ASC	C9	NULL	41
ATN	B8	POS	A0
CLEAR	65	REM	38
CONT	5D	RESTORE	26
COS	AF	RND	A6
DEF	51	RUN	21
DIM	13	SAVE	4D
END	00	SGN	91
EXP	AC	SIN	B2
FOR	03	SPC(75
FRE	9D	SQR	A3
INT	94	STOP	3B
LEN	BF	TAN	B5
LOAD	49	USR	9A
LOG	A9	VAL	C6
		WAIT	45

NOTE: Many of the three letter words require brackets which the single key basic program will not supply, the exception being SPC.

L. J. Dolman,
Norwich.

WORKSPACE MOVE

Sir—You may be interested in the following for Microprompt.

In CompuKit 101 or Superboard BASIC, the ability to reserve a block of RAM for machine-code routines by giving a number in response to MEMORY SIZE? or POKEing 133 and 134 is useful if the routines are written to reside at the top of RAM. It is, however, often desirable to use a machine-code program at the same time as BASIC, which resides in low memory. For example, an extended monitor (mine runs from 0280 to 0D50). It is possible by means of a couple of POKEs to move BASIC's workspace from 0300 to XX00—wherever you want it. To move it to nn00 hex, the command is:

```
POKE 122,nn:POKE nn*256,0:NEW
```

having put nn into decimal. The POKE 122 changes the main base pointer. The second

POKE is essential to prevent BASIC crashing. The "new" command changes all BASIC's vectors to the appropriate new positions. So to reserve memory up to 0FFF hex, giving free space from 0222 to 0FFF hex, use

```
POKE 122,16:POKE 16*256,0:NEW
```

Once set, reset has no effect on the vectors, so the memory stays in the new configuration until BASIC is Cold-started again.

Michael Punnett,
Swanley,
Kent.

UPDATE!

Sir — The program "Text String Search" published in PE Oct. '82 Microprompt was originally written by myself for the Synmon

monitor. Since then, Newmon has become the standard and because of different usage of zero page and low memory, the program as published will not function properly with this monitor. Points to note for conversion are:

1. The first free byte in Newmon is \$0228 and not \$0222 and the program needs relocating to this new start address.

2. References to \$E0 to \$E5 must be changed to other zero page locations. Some of the later bytes from the input buffer (\$13 to \$5A) can probably be used instead.

3. References to other zero page bytes and Basic routines \$A000 onwards still apply and do not need changing.

Peter Beckett
Blackpool

PIXEL GRAPHICS

Sir—With a desire to improve the graphics capability of the UK 101 I set out to design a system that was cheap, simple, and gave higher resolution.

I decided not to use any more than the 1K of video RAM already on the UK 101. This limited the resolution to 64 x 96, 32 x 192, 128 x 48 or some other such combination. The system I intended to use was one where each point is represented by a bit in the video memory.

However there are two methods of performing this. One is a true method, whilst the other only appears to perform the function.

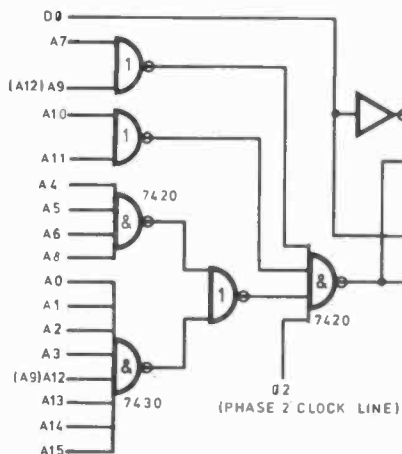
The second method is to "switch off" the main character generator and "switch on" an alternative character generator. In this second character generator an alternative character set is held with the characters arranged in such a way so that it appears that each bit represents a point. Using this method a second character generator must be programmed as well as having the auxiliary chips (i.e. address decoding etc.) and despite the ever decreasing price of 2716 EPROM's, this is still a costly process.

The first method is both cheaper and information from the RAM is used directly, giving a resolution of 60 rows by 96 columns with one line of text at the bottom. This can be used for scores for games etc. Having this line of text is why the resolution is slightly lowered.

As shown in Fig. 2, what was a character position is now eight pixel positions with bit 0 representing the top left point etc. A one in this bit position will produce a white square in this location. By means of the machine code subroutines given, each point in the 60 by 96 array of points may be set, reset or examined.

The circuit itself is quite simple and can be divided into three separate parts. Firstly the address decoding 1's and 0's are decoded using NAND and NOR gates with the result that the output of the 4-input NAND gate is low only if address 61823 (F17F Hex) is present on the address bus. The four AND gates decode the top four address lines so that the character generator is switched back on if the bottom line of the VDU RAM is accessed.

The second part of the circuit is simply a hold-follow latch constructed so that if the



lower input to 7402a is 0, then the data on DO is held in the latch and produced on the output. This is ORed with the data from the VDU address decoding and so turns the Character Generator on (requires a one to turn it on) if either the latch has been latched to one or the bottom line of the VDU is being displayed. The pixel logic is automatically turned off when the Character Generator is on and vice versa.

The pixel logic itself is very simple. IC1 is

Watford Electronics' new 4K monitor WEMON uses the top 4K of memory (including address F17F). Those who have this ROM should use the alternative address coding shown in Fig. 1.

To turn the pixel graphics on: POKE 61823,0 (or POKE 58239,0 when 4K monitor is present).

To turn the pixel graphics off: POKE 61823,1 (or POKE 58239,1 when 4K monitor is present).


Since the first address in the screen memory that can be seen on the TV varies with the version of UK 101, the routines work as follows:

Horizontal position of pixel point is POKE'd into address 226.

Vertical position of pixel point is POKE'd into address 227.

X=USR(X) should then be performed.

To set a pixel point on the screen: POKE 11,150:POKE 12,31. The pixel point's position should be then put into addresses 226 and 227. Point 0,0 is the top left hand corner.



a dual 1 of 4 data selector. Depending on C9 and C10 (which normally are address inputs to the CHR GEN) either VDO and VD4 or VD1 and VD5 or VD2 and VD6 etc. are produced on the outputs. This in effect divides the normal character position into 8 blocks as required. IC2 is to isolate IC1 from the Shift Register inputs and prevents the Shift Register inputs being connected to each other as would otherwise happen.

C. M. Taggart, St. Albans

E.g. to set point 64,31:

POKE 61823,0 to turn the pixels on.

POKE 11,150:POKE 12,31 to use set routine.

POKE 226,64: POKE 227,31: X=USR(X) The pixel's position is specified and this point is set i.e. made white.

To reset a point, i.e. make it black, this routine should be used with POKE 11,158 instead of POKE 11,150.

To find out whether a point is black or white POKE 11,168 and after the routine has been used address 228 will be zero if the point is black and non-zero if it is white. When the routines have been loaded 8082 should be answered to MEMORY SIZE?

All these addresses are for an 8K UK 101. For a 4K machine the routines should be put into memory from 0F96 to 0FFF. The set, reset, and examine routines should be used as before except that POKE 12,15 must precede the X=USR(X) instead of POKE 12,31. Also addresses 0F98,0FA0,0FAA,0FE5,0FFE should be 0F rather than 1F. Finally 3986 should be answered to MEMORY SIZE? rather than 8082.

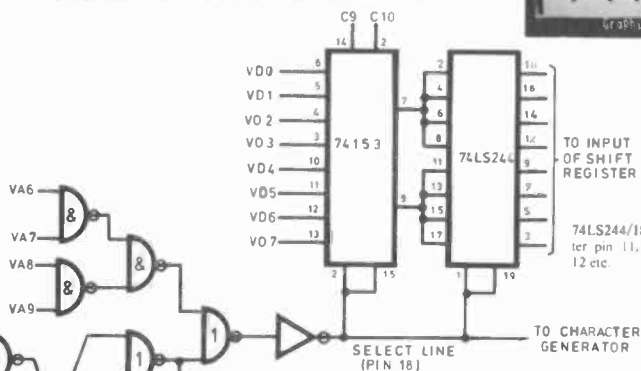



Fig. 1. Circuit diagram. The addresses in brackets may be substituted to change the pixel switch from F17F to E37F

A Hex dump of the machine code subroutines which may be called from either machine code or BASIC using X=USR(X).

```
1F96 20 B0 1F 11 E2 91 E2 60
1F9E 20 B0 1F 49 FF 31 E2 91
```

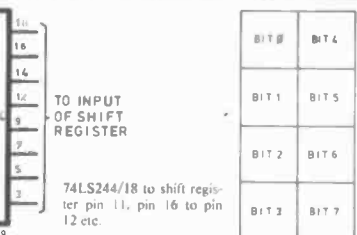


Fig. 2. Each original character position is divided into its eight pixel points

BIT #	BIT 4
BIT 1	BIT 5
BIT 2	BIT 6
BIT 3	BIT 7

```
1FA6 E2 60 20 B0 1F 31 E2 85
1FAE E4 60 A5 E2 4A A8 0A 85
1FB6 E4 A5 E2 38 E5 E4 48 A5
1FBE E3 4A 4A AA 0A 0A 85 E4
1FC6 A5 E3 38 E5 E4 48 A9 00
1FCE 85 E2 A9 D0 85 E3 E8 CA
1FD6 F0 0E A9 40 18 65 E2 85
1FDE E2 90 02 E6 E3 4C D5 1F
1FE6 68 85 E4 68 F0 07 A9 04
1FEE 18 65 E4 85 E4 A9 01 E6
1FF6 E4 C6 E4 F0 04 0A 4C F7
1FFE 1F 60
```

COMPRESS

Sir—Using a BASIC program to produce DATA statements for the storage of machine code, for example, will result in DATA statements containing a large number of spaces. Consequently there will be a wastage of precious memory and the time to load the program from tape is considerably increased. This COMPRESS program will remove these spaces (spaces between quotes are unaffected).

The program takes up 157 bytes and is stored in the free space above the BASIC storage area. The program contains no Monitor subroutine calls and is therefore compatible with all Compukit monitors.

To use the program: load and run it, then NEW it. Load or write the program to be compressed, press Reset, M .0228G, CLEAR. CLEAR is necessary to reset all the program pointers.

You will be surprised at the amount of space wasted in what may look like a compact program!

Noel Caffrey,
Dublin.

BASIC LISTING

5 REM COMPRESS

6 REM NOEL CAFFREY JAN 1982

10 FORI=552TO709:READD:POKEI, D: NEXT

12000 DATA 169,3,133,26,133,124,169,1,133,25,133

12010 DATA 123,165,123,133,22,165,124,133,23,160,0

12020 DATA 177,25,208,18,200,177,25,208,13,145,123

12030 DATA 136,145,123,162,2,32,187,2,76,0,0

12040 DATA 162,2,32,176,2,32,187,2,160,0,177

12050 DATA 25,145,123,200,177,25,145,123,32,176,2

12060 DATA 32,187,2,162,1,160,0,177,25,201,32

12070 DATA 240,31,201,34,208,18,145,123,32,176,2

12080 DATA 32,187,2,177,25,201,34,240,4,201,0

12090 DATA 208,238,201,0,240,11,145,123,32,187,2

12100 DATA 32,176,2,76,113,2,145,123,32,176,2

12110 DATA 32,187,2,165,123,145,22,165,124,200,145

12120 DATA 22,76,52,2,138,24,101,25,133,25,144

12130 DATA 2,230,26,96,138,24,101,123,133,123,144

12140 DATA 2,230,124,96

OK

ASSEMBLY LISTING

0228	A903	LDA	£\$03	;set up start addresses	0277	C922	CMP	£\$22	;quotes?
022A	851A	STA	\$1A	;and program pointers.	0279	D012	BNE	\$028D	
022C	857C	STA	\$7C		027B	917B	STA	(\$7B), Y	;yes, then copy to end
022E	A901	LDA	£\$01		027D	20B002	JSR	\$02B0	;of line, or end of quotes.
0230	8519	STA	\$19		0280	20BB02	JSR	\$02BB	
0232	857B	STA	\$7B		0283	B119	LDA	(\$19), Y	
0234	A57B	LDA	\$7B	;store new start address	0285	C922	CMP	£\$22	
0236	8516	STA	\$16	;for the current line.	0287	F004	BEQ	\$028D	
0238	A57C	LDA	\$7C		0289	C900	CMP	£\$00	
023A	8517	STA	\$17		028B	DOEE	BNE	\$027B	
023C	A000	LDY	£\$00	;check for end of program.	028D	C900	CMP	£\$00	;end of line?
023E	B119	LDA	(\$19), Y		028F	F00B	BEQ	\$029C	
0240	D012	BNE	\$0254		0291	917B	STA	(\$7B), Y	;store character.
					0293	20BB02	JSR	\$02BB	
					0296	20B002	JSR	\$02B0	
					0299	4C7102	JMP	\$0271	;back to start of loop.
0242	C8	INY			029C	917B	STA	(\$7B), Y	;store end of line mark.
0243	B119	LDA	(\$19), Y						
0245	D00D	BNE	\$0254		029E	20B002	JSR	\$02B0	
0247	917B	STA	(\$7B), Y	;store end of program	02A1	20BB02	JSR	\$02BB	
0249	88	DEY		;mark.	02A4	A57B	LDA	\$7B	;store new link address.
024A	917B	STA	(\$7B), Y		02A6	9116	STA	(\$16), Y	
024C	A202	LDX	£\$02	;increment end of program	02A8	A57C	LDA	\$7C	
024E	20BB02	JSR	\$02BB	;address.	02AA	C8	INY		
0251	4C0000	JMP	\$0000	;jump to WARM START.	02AB	9116	STA	(\$16), Y	
0254	A202	LDX	£\$02	;increment pointers.	02AD	4C3402	JMP	\$0234	
0256	20B002	JSR	\$02B0		02B0	8A	TXA		;subroutine to increment
0259	20BB02	JSR	\$02BB		02B1	18	CLC		;pointers to old program.
025C	A000	LDY	£\$00	;store line number.	02B2	6519	ADC	\$19	
025E	B119	LDA	(\$19), Y		02B4	8519	STA	\$19	
					02B6	9002	BCC	\$02BA	
					02B8	E61A	INC	\$1A	
0260	917B	STA	(\$7B), Y						
0262	C8	INY			02BA	60	RTS		
0263	B119	LDA	(\$19), Y		02BB	8A	TXA		;subroutine to increment
0265	917B	STA	(\$7B), Y		02BC	18	CLC		;pointers to new program.
0267	20B002	JSR	\$02B0	;move to start of text.	02BD	657B	ADC	\$7B	
026A	20BB02	JSR	\$02BB		02BF	857B	STA	\$7B	
026D	A201	LDX	£\$01		02C1	9002	BCC	\$02C5	
026F	A000	LDY	£\$00		02C3	E67C	INC	\$7C	
0271	B119	LDA	(\$19), Y		02C5	60	RTS		
0273	C920	CMP	£\$20	;space?					
0275	F01F	BEQ	\$0296	;yes, then skip.					

Noel Caffrey,
Dublin.

SERVICE TRADING CO

WHY PAY MORE?

MULTI RANGE METER. Type MF16A a.c. d.c. volts 10 - 50, 250, 500, 1000. Ma 0.5, 0-10, 0-100. Sensitivity 2000V, 24 range, diameter 133 by 93 by 48mm including test leads. Price £7.00 plus 75p P. & P. (£8.91 incl. VAT & P.).




METERS (New) - 90 mm DIAMETER

A.C. Amp., 0-1A, 0-5A, 10A.
A.C. Volt, 0-300V.
D.C. Amp., Type 68C5, 5A, 0-10A, 0-50A, 0-100A.
D.C. Volt, 15V, 30V.
All types £3.60 ea. + P. & P. 75p (£5.00 incl. VAT), except 0-50A, 0-100A. D.C. price £6.00 + 75p. P. & P. (£7.76 incl. VAT).



HEAVY DUTY SOLENOID,

m.f. by Magnetic Devices. 240V, A.C. Intermittent operation. Approx. 20 lb. pull at 1.25 in. Ex-equip. Tested. Price: £7.50 P. & P. £1.50. (£10.35 incl. VAT). R.&T.



240V AC SOLENOID. Approx. 10lb pull. 10% rnfng. Size 80x33x26mm. Price £1.95 + P. & P. 54p (£2.79 incl. VAT & P.).

12V D.C. SOLENOID. Price: £1.85 + P. & P. 40p. (£2.36 incl. VAT). N.M.S.

WESTOOL SERIES D6 Model A3 24V. D.C. Price £1.65 + 50p P. & P. (Total incl. VAT £2.43). N.M.S.

WESTOOL SERIES D4 Model A. 24V. D.C. Price £1.10 + 30p P. & P. (Total incl. VAT £1.61). N.M.S.

AG/GT 24V. D.C. 70 ohm Coil Solenoid. Push or Pull. Adjustable travel to 3/16 in. Fitted with mounting brackets and spark suppressor. Size: 100 x 65 x 25 mm. Price: 3 for £3.15 P. & P. 50p. (min 3 off.) (£4.20 incl. VAT). N.M.S.

MINIATURE SOLENOID FLUID VALVE

12V D.C. 15 ohm coil normally closed. Stainless steel body with variable flow adjuster 1/4 B.S.T. Inlet and outlet. Size: 58x27x25mm. Weight: 130 gr. Price: £2.60 + 35p. P. & P. (Total incl. VAT £3.39).



230V A.C. SOLENOID OPERATED FLUID VALVE.

Media: Air, Gas, 7 psi. Water 5 psi. 3/8" Inlet/Outlet. Forged brass body. Normally closed. Manufactured by Durance Assoc. Price: £5.50 + £1.00 p. & P. (Total incl. VAT - £7.48).

SOLID STATE EHT UNIT

Input 230V ac. Fully isolated output 10mm spark. Approx. 15kV. Built in 10 sec. Timer. Easily modified for 20 sec, 30 sec, to a continuous operation. Designed for boiler ignition. Dozens of uses in the field of physics and electronics, eg. supplying neon or argon tubes etc. Size: Length 155mm, width 85mm, height 50mm. Weight 530 grammes. Price: £5.00 + 75 pence post & packing. Total incl. VAT £6.61. N.M.S.

A.E.G. CONTACTOR

Type LS6/L11. Coil 240V 50 Rs. Contacts - 3 make: 600V/20amp. 1 break: 600V/20amp. Price: £5.75 P. & P. 75p. (£7.47 incl. VAT). N.M.S.

AMF CONTACTOR

230V AC coil 2 c/o 25amp contacts £5.50 P. & P. 75p total £7.19.

ARROW-HART MAINS CONTACTOR

Cat. No. 130A30. Coil 250V or 500V. AC Contacts 3 make 50 amp up to 600V. AC 20 hp at 440V. 3 phase. 50 Hz. Price: £7.75 + p&p £1.00 (total incl. VAT £10.06).

SMITH BLOWER

Type FFB. 1706. Small, quiet, smooth running. 240V, A.C. operation. Output aperture 45x40mm. Overall size 135x165mm. Flange mounting. Price: £4.75. P. & P. £1.00 (£6.61 incl. VAT). Other types available. S.A.E. for details. N.M.S.

MICRO SWITCHES

Sub. Min. Honeywell Lever m/s type 3115M 906ft. 10 for £3.50 post paid (£4.03 incl. VAT). These V3 types.



Button type 10 for £3.00 (£3.45 incl. VAT). Short Lever type 16amp. rating (Crouzet) 10 for £4.00 (£4.60 incl. VAT).

Long Lever 10 amp C/O. 10 for £4.50 (£5.18 incl. VAT). Cherry ES1 Rotary action low torque microswitch 5 amp contact £3.50. (£4.03 incl. VAT). N.M.S.

D.P. C/O lever m/s switch mfg. by Cherry Co. USA. Precious metal low resistance contacts. 10 for £3.00 P. & P. 50p. (£4.02 incl. VAT). (min. order 10). N.M.S.

A.C. Wkg. TUBULAR CAPACITORS.

Fraction of makers price. Motor start etc.

1.5 mfd. 440V.A.C.	72p	5 mfd. 400V.A.C.	£1.50
2 mfd. 250V.A.C.	72p	5.3 mfd. 160V.A.C.	£1.72
2 mfd. 450V.A.C.	92p	5.4 mfd. 280V.A.C.	£1.92
2.2 mfd. 440V.A.C.	92p	7.5 mfd. 200V.A.C.	£1.20
3 mfd. 440V.A.C.	£1.20	15 mfd. 440V.A.C.	£3.00

P. & P. up to 2.5 mfd. 25p. 3 mfd. to 20 mfd. 50p. All plus VAT. SPECIAL DISCOUNT FOR BULK ORDERS. N.M.S.

24 volt. D.C. BLOWER UNIT

Precision 24 volt. D.C. 0-8 amp Blower that works well on 12V 0.4 amp D.C. Producing 30 cu. ft. min at normal air pressure. £4.50 P. & P. 75p. (incl. VAT £6.04). N.M.S.

INSULATION TESTERS NEW!

Test to I.E.E. Spec. Rugged metal construction suitable for bench or field work constant speed clutch Size L 8in W 4in H 6in weight 6lb. 500V. 500ohm. £49.00 + £2.00 p&p (total incl. VAT £58.65). 1000V 1000ohm. £55 P. & P. £2.00. (£65.55 incl. VAT). S.A.E. for leaflet.



Yet another outstanding offer.

IMFD 600V Dubilier wire ended capacitors, 10 for £1.50 P. & P. 50p. (£2.30 incl. VAT). (Min. 10) N.M.S.

All Mail Orders Callers
Ample Parking Space
Showroom open Mon-Fri.

VARIABLE VOLTAGE TRANSFORMERS

INPUT 230/240V a.c. 50/60 OUTPUT 0-260V

200 watt (1 amp inc. a.c. voltmeter)	£15.00
0.5 KVA (2 1/2 amp MAX)	£19.00
1 KVA (5 amp MAX)	£25.00
2 KVA (10 amp MAX)	£41.00
3 KVA (15 amp MAX)	£49.00
5 KVA (25 amp MAX)	£79.00
10 KVA (50 amp MAX)	£174.00
15 KVA (75 amp MAX)	£270.00



3-PHASE VARIABLE VOLTAGE TRANSFORMERS

Dual Input 200-240V, or 380-415V. Star connected.
3KVA 5 amp per phase max. £113.40
6KVA 10 amp per phase max. £170.10
10KVA 16 amp per phase max. £345.45



LT TRANSFORMERS

Phone for enquiries or send see for leaflet.

SNIPS OF THE MONTH

National R. Relay 12V. D.C. high speed 1 c/o. 1 amp contacts. Magnetically shielded. 1 pitch. Price: £1.25 post paid (£1.44 incl. VAT).

Omron Type M. 24V. A.C. 4 c/o. h.d. Price: 80p post paid (92p incl. VAT). Base 20p post paid (23p incl. VAT).

220/240V. Primary, secondary 24v & 4A. L.T. Transformer, fully shrouded. Price: £4.50 + £1 p. & P. (£6.38 incl. VAT).

INDUSTRIAL STROBE KIT

Suitable for both Industrial and Educational purposes. Kit when assembled produces a variable speed 1 to approx. 70 flash per second. Light output approx. 0.5 joules. Price less case: £27.00 + £2.00 P. & P. (total incl. VAT £33.38).

Super Hy-Light Strobe suitable disco, theatrical use etc. (approx. 18 joules). Price £40.

Suitable cases for either type £11.00 P. & P. £2.00 (£14.95 incl. VAT). Super Hy Light Strobe Kit, details on receipt of foomsac see.

XENON FLASHGUN TUBES

Range available from stock. S.A.E. for details.

ULTRA VIOLET BLACK LIGHT FLUORESCENT TUBES

4ft. 40 Watt £8.70 incl. VAT £10.00 (callers only).
2ft. 20 Watt £6.20 P. & P. £1.25 (£8.57 incl. VAT). (For use in stan bin-pin fittings).

12in. 8 Watt £3.00 P. & P. 45p (£3.97 incl. VAT).
9in. 6 Watt £2.50 P. & P. 45p (£3.39 incl. VAT).
6in. 4 Watt £2.50 P. & P. 45p (£3.39 incl. VAT).

Complete ballast unit for either type 9" or 12" tube 230V AC or £5.50 P. & P. 55p (£6.96 incl. VAT). Also available for 12V DC or £5.50 P. & P. 55p (£6.96 incl. VAT).

BLACK LIGHT BULBS

Self-ballasted Mercury U.V. 175W Bulbs, available for either B.C. or E.S. fitting. Price incl. p&p & VAT £11.75.



400W U.V. lamp and ballast complete. Price £38.00 + £3.50 p&p (total incl. VAT £47.73). 400 Watt U.V. lamp only. Price £14.00 + £2.00 p&p (total incl. VAT £16.00).

Black Light U.V. tubes from 6in to 4ft from stock. Footsac s.a.e. for details.

EPROM ERASURE!

Why waste money? Build your own EPROM ERASURE for the fraction of the price of a made-up Unit.

Complete Kit of parts less case to include 12" 8 watt 2537 Angst Tube, Ballast Unit, pair of bin-pin leads.

Neon Indicator, Safety Microswitch, on/off switch, and Circuit, LESS CASE. Price: £13.60 + 75p P&P (Total inc. VAT £16.50).

WARNING: Tube used in this circuit is highly dangerous to the eyes. Unit MUST be fitted in suitable case.

Superior Quality Precision Made NEW POWER RHEOSTATS



New ceramic construction, embedded winding heavy duty brush assembly continuously rated.

25 WATT 5/10/25/50/100/250/500/1kΩ/1.5kΩ/£3.10 P. & P. 30p. (£3.91 incl. VAT).

50 WATT 250Ω/£5.50 P. & P. 50p (£6.90 incl. VAT). 100 WATT 1/5/10/25/50/100/250/500/1kΩ/1.5kΩ/2.5kΩ/3.5kΩ/£7.25 P. & P. 75p (£9.14 incl. VAT).

Black, Silver, Skirted knob calibrated in Nos. 1-9 1 1/2 in. dia. brass bush. Ideal for above Rheostats 24p each + VAT.

RELAYS

Wide range of AC and DC relays available from stock. Phone or write in your enquiries.

230/240V A.C. 3 c/o. 11 pin base. Sealed 5 amp contacts £1.35 plus P. & P. 30p (£1.90 incl. VAT).

KMKI Relay. 230V. A.C. 1 c/o open type 10 amp contact, m.f. by "Keyswitch" 80p P. & P. 25p (£1.21 incl. VAT). 5 for £3.75 postpaid (£4.32 incl. VAT).

24V A.C. Sealed 3 c/o. 10a. 11-pin. £1.50 + 25p P. & P. (£2.01 incl. VAT).

24V D.C. Sealed 3 c/o. 7a. 11-pin. £1.35 + 30p P. & P. (£1.90 incl. VAT).

24V D.C. 2 c/o. 7 amp contacts Sealed, octal base. £1.30 P. & P. 30p (£1.84 incl. VAT).

VERY SPECIAL OFFER 0-12V DC. 2 make contacts. NEW. 3 for £1.75 + 25p P. & P. (£2.30 incl. VAT).

D.C. Relays: Sealed 12V 1 c/o 7 amp octal base £1.00 P. & P. 30p (£1.50 incl. VAT). Sealed 12V 3 c/o 7 amp 11-pin £1.35 P. & P. 30p (£1.50 incl. VAT). 24V. Sealed 3 c/o 7 amp 11-pin £1.35 P. & P. 30p (£1.90 incl. VAT).

GEARED MOTORS

5rpm 240V A.C. Mf. by Carter. £6.05 + £1.00 P. & P. (£8.11 incl. VAT).



7 1/2rpm Motor approx. 30 lb. in. 110V A.C. complete with Transformer for 240V A.C. £10.20 + £1.50 P. & P. (total incl. VAT £13.48).

71rpm WYNSCALE motor approx. 10lb incl. A.C. supplied with auto transformer 240V. A.C. operation, £9.75 P. & P. £1.50 (£12.94 incl. VAT). N.M.S.

30 rpm, 230/240V. a.c. 50lb in. mf. PARVALUX. Price £17.05 P. & P. £2.00 (£19.05 incl. VAT). N.M.S.

42 R.P.M. 110 A.C. 50Hz. 100lb Incl. reversible will operate on 230 A.C. Speed remains at 42 R.P.M. but torque reduces by 50%. Price £18.15 P. & P. £2.50 (£23.75 incl. VAT). N.M.S.

TRANSFORMER 240V A.C. operations £15.07.

38.3 rpm GEARED MOTOR, torque 35 lb. in. reversible. 115V A.C. inc. start capacitor. Price: £11.55 + £2.00 p&p (total incl. VAT £15.38). Suitable Transformer 230V A.C. operation. Price: £7.15 + 60p p&p (total incl. VAT £8.80). N.M.S.



N.E.C. GEARED MOTOR. 152 rpm 200 lb. in. 230V A.C. 50 Hz. Ratio 9.2 to 1. Non reverse. Incl. capacitors. Fraction of maker's price: £41.25 + Carr. S VAT. N.M.S.

200 rpm. 35lb. in. 115V 50kHz. Price: £18.15 P. & P. £2.00 (£23.18 incl. VAT). N.M.S.

Suitable Transformer for 230/240V. a.c. Price: £6.80 P. & P. £1.50 (£9.32 incl. VAT). N.M.S.

230/240V A.C. SYNCHRONOUS GEARED MOTORS

1rpm, 2rpm, 6rpm, 12rpm. 6 revs. per day. 12 revs. per day. Any type. Price £4.30 + 40p p. & P. (£5.40 incl. VAT).


120 rpm GEARED MOTOR. 1/10 hp approx. 15 lb.in. 230V. A.C. Cont. Rating. Non-reversible. Size 150mmx90mmx85mm spindle 8mm dia. 30mm long. Complete with capacitor and relay for max. load starting. Offered at mere fraction of mfrs. price - £9.90 incl. total £12.53.

Brand new CASSETTE TYPE MOTORS

3 types - vV, 7 1/2V. Price: 3 for £2.00 + 50p p. & P. (Total incl. VAT - £2.88).

230V a.c. FAN ASSEMBLY

Powerful continuously rated a.c. motor complete with 5 blade 6 1/2 in. Price £4.50 P. & P. 75p (£6.04 incl. VAT).

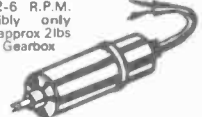


24V. D.C. GEARED MOTOR

24V. D.C. 200 rpm 10lbs/ins. continuously rated geared Motor mfg. by either Parvalux or Carter. Easily removed from chassis containing 9x24V. D.C. Solenoids, microswitches, friction clutch, precision gearing etc. Ex-equipment London Transport Ticket Printer. Price: £8.00 P. & P. £2.00 (£11.50 incl. VAT).

SUB-MINIATURE PRECISION BUILT GEARED MOTOR

3-9v. D.C. operation, speed 2-6 R.P.M. Current consumption - incredibly only 2-5 M.A. Ratio 1670-1. Torque approx 2lbs inch plus. Motor - German, Gearbox Swiss.



Size: L. 48 mm. Dia. - 16 mm. Shaft L. 5 mm. Shaft Dia. 2 mm. Price £8.50 inc. P. & P. (Total inc. VAT £9.78).

THOMAS SINGLE DIAPHRAGM COMPRESSOR

Max. 20 psi 1 1/2 C.F.M. approx. 100 volts A.C. Price £16 + £2 p&p. Total £20.70 incl. VAT or Total £26.45 to include transformer for 230/240 volt A.C.

BLOWER/VACUUM PUMP.

3 phase A.C. Motor. 220/250V or 380/440V. 1.425rpm. 1/2 hp. cont. Direct coupled to William Allday Alcosa carbon vane blower/vacuum pump. 0.9 cfm 8 hg. Price: £22.00 + £4.00 p&p (total incl. VAT £29.90).

VEEDER-ROOT PRE-SET CONTROLLER

Type MG1636. 3 fig. countdown any number from 999 to 001. 230V A.C. 2 Wheel setting. Changeover Microswitch to inform external circuitry on completion of countdown. Size: Width 85mm. Ht. 65mm. Dpth. 70mm. Price £4.00 + 75p P. & P. (Total incl. VAT £5.46).

SANGAMO WESTON TIME SWITCH

Type S251 200/250V. a.c. 2 on/2 off every 24 hours. 20 amps contacts with override switch dia. 4 x 3 price £9.50 P. & P. £1.50 (£12.65 incl. VAT). Also available with Solar dial. R. & T.




Type S288 1 on, or 1 timed c/o every 24 hours; day omitting device. Price: £11.00 + £1.00 p. & P. (£13.80 incl. VAT). N.M.S.

Type S388. As above, plus 36-hours spring reserve. Less perspex cover. Price: £13.00 + £1.00 p. & P. (£16.10 incl. VAT). N.M.S.

VENNER TIME SWITCH

ERD Time switch 200/250V a.c. 30 amp contact 2 on/2 off every 24 hrs. at any manually pre-set time. 36 hour Spring Reserve and day omitting device. Built to highest Electricity Board specification. Price £11.50 P. & P. £1.50 (£14.95 incl. VAT). R.&T.



A.E.G. TIME SWITCH

80amp. 2-on/off Spring Reserve Timeswitch. Price £15.50 P. & P. £1.50 (£19.55 incl. VAT). Goods normally despatched within 24 hrs.

N.M.S. New Manufacturers Supplier R. & T. Reconditioned and Tested. Personal callers only - Open Saturdays -

SERVICE TRADING CO

57 BRIDGMAN ROAD, CHISWICK, LONDON W4 5BB 01-995 1560

9 Little Newport Street, London WC2H 7JJ
Phone 01-437 0576

ACCOUNT CUSTOMERS MIN. ORDER £10.00

**3 x £1
DISCOUNT
VOUCHERS**

**ambit's new
autumn/winter
catalogue
is
OUT
NOW!**



**128
PAGES**

70p

**ALL THE 'USUAL' BITS
(Rs, Cs, Tr's, ICs etc)
+ ALL THE
TRICKY BITS**

**at all good
newsagents
or direct**

- * TOKO COILS, INDUCTORS, LC FILTERS
- * PCM FILTERS, VHF/UHF HELICAL FILTERS
- * UNELCO CAPACITORS
- * PCI INTELLIGENT LCD MODULES
- * TOKO SWITCHES : F SERIES/R7000 SERIES
- * ALPS POTENTIOMETERS AND KEYSWITCHES
- * TOYO-TSUSHO COAX RELAYS FOR TX/RX
- * CRYSTAL FILTERS, CERAMIC FILTERS
- * WELLER SOLDERING IRONS
- * COOPER TOOLS
- * TEST EQUIPMENT
- * BOOKS, MANUFACTURERS' HANDBOOKS
- * HARDWARE, CASES, PANELWARE, ETC.
- * MODULES, R&EW KITS
- * RF POWER DEVICES

**ORDERS SUBMITTED USING STOCKCODES
DESPATCHED WITHIN 8 WORKING HOURS**

*** PHONE ORDER SERVICE — (NO MACHINES!)**

PLEASE NOTE OUR NEW PHONE SYSTEM AUTOMATICALLY STACKS CALLS IN ORDER OF ARRIVAL SO PLEASE WAIT!! NOT ANSWER IMMEDIATELY

**8 AM — 7 PM MON — SAT
0277 230909**

*** COMPUTER ORDER SERVICE — 'REWTEL'**

**6 PM — 9 AM 300 BAUD/RS232
(IT MAY BE 24 HRS BY THE TIME YOU READ THIS)
0277 230959**

ambit INTERNATIONAL

200, NORTH SERVICE ROAD
BRENTWOOD, ESSEX
CM14 4SG
Telephone : (0277) 230909
Telex: 995194 AMBIT G

SINCLAIR COMPUTERS



UK prices are shown first. The bracketed prices are export prices which include insured air-mail postage to all the countries of Europe including Norway, Sweden, Finland and Denmark. For overseas customers outside Europe an extra £5 postage per item is charged. ZX81 £43.43 (£52). ZX Printer £52.13 (£61). ZX Spectrum 16K £152 (£160). ZX Spectrum 48K £202 (£210). ZX Microdrive n/a (n/a). ZX RS232 n/a (n/a). 5 printer rolls £10.43 (£16). Ram packs— 16K £26.04 (£28), 32K £39 (£41), 56K £49 (£51).

DRAGON 32 £173.

COMMODORE COMPUTERS

Commodore 64 £299. Vic 20 £130. Kit to allow the use of an ordinary cassette recorder £6. Vic 20 cassette recorder £36.50. High resolution graphics cartridge £27.95. We stock most accessories.

GENIE COMPUTERS

New colour Genie £173.50, 16K ram caru £44. Light pen £15. Accessories for Genie 1 and Genie 2— EG3014 32K £189. Disc drives single £199, dual £369. Double density converter £72. High resolution graphics £82. Printer interface £36.

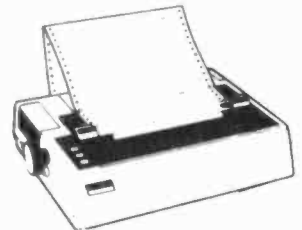
BBC MICROCOMPUTERS

A Model £260. B Model £347.

UK101 AND SUPERBOARD

32 x 48 display expansion kits UK101 £9, Series 1 Superboard £14. 32K memory expansion board £60. Cegmon £22.50. Word processor prog £10. Centronics interface kit £10. Cased disc drives with DOS single £275, double £415. Stand alone floppy disc controller £85.

PRINTERS



Buy any of the below and get a free interface kit and word processor program for UK101 or Superboard. Epson MX80FT3 £330. Epson MX80T3 £310. Epson MX100/3 £429. Seikosha GP100A £189. OKI Microline 80 £235. OKI Microline 82A £333. OKI Microline 83A £446. OKI Microline 84 £742.

5V POWER KITS

Fully stabilized 5V computer and TTL power kits. 1.5A £7.83, 3A £12.17, 6A £20.87.

SHARP COMPUTERS

We can supply Epson MX80 and MX100 printers to run direct from the MZ80K (i/o box not needed) for £39 plus printer price. We also specialize in interfacing printers to the MZ80K, MZ80A and MZ80B both with and without the i/o box.

SWANLEY ELECTRONICS

Dept. PE, 32 Goldsel Rd.,
Swanley, Kent BR8 8EZ.
Tel. Swanley (0322) 64851
Please allow 7 days for delivery.

Postage £1 on Sinclair products (UK), £3.50 on other computers, £4.50 on printers and 50p on other orders. Please add VAT to all prices. Official credit and overseas orders welcome.



**Revolution in circuit
board maker kits from
leading manufacturer**

The CM100 Circuit Maker provides everything necessary to produce positive photographic film masters from same-size published circuit layouts and to make either single or double-sided boards from these or other positive film masters.

Features

- Economic and simple to use.
- No expensive equipment required e.g. darkroom, UV box, cameras etc.
- Photographic experience not needed.
- Simple etching process.
- Universal exposure and assembly frame custom-designed, professional quality.
- Ergonomically designed storage pack which includes free-standing shelf for chemicals.
- Step-by-step instruction manual, workbench and trouble-shooting charts provided.
- Special clearing process ensures excellent clear positive film masters.
- Photoresist available in non-aerosol form to eliminate 'spotting' when applied to the board.

Mercia Electronics, Coronet House, Upper Well St., Coventry CV1 4AF.

Send for full illustrated brochure and price details, post to:

Name

Address

Signature

**mercia
ELECTRONICS**

Coronet House,
Upper Well Street
Coventry CV1 4AF
Tel: (0203) 58541

SUPER KITS!

SETS INCL. PCBs, ELECTRONIC PARTS, INSTRUCTIONS. MOST ALSO INCL. KNOBS, SKTS, WIRE, SOLDER, BOX. BATTERIES NOT INCL. BUT MOST WILL RUN FROM 9V TO 15V DC SUPPLIES. ALSO SEE BELOW.

AUTOWAH: Guitar-triggered wah-wah	SET 58	£14.01
BASS BOOST: Increases volume of lower octaves	SET 138-B	£8.87
CALL SIGN: Programmable 8-note musical call sign	SET 121-LS	£14.23
CHORUS GENERATOR: Makes a solo voice or instrument sound like more	SET 162	£31.59
COMPARATOR: LED level indicator for 2 channels	SET 129-LS	£16.70
COMPRESSOR: Limits & levels maximum signal strength	SET 133-LS	£12.37
FREQUENCY DOUBLER: Raises guitar frequency by 1 octave	SET 98	£11.75
FREQUENCY-GENERATOR: Multiple waveform test osc, variable 5Hz to 470KHz	SET 128	£10.44
FUNKY-WOBULO: Novelty voice modulator for funny effects	SET 149	£11.79
FLANGER: Fascinating delayed-feed-back effects plus phasing	SET 153	£22.49
FUZZ: Smooth distortion whilst keeping natural attack & decay	SET 91	£11.68
GUITAR EFFECTS: Multiple variation of level & filter modulation	SET 42	£15.42
GUITAR OVERDRIVE: Fuzz plus variable filter quality	SET 56	£21.17
GUITAR SUSTAIN: Extends effective note duration	SET 75	£11.77
HARMONOLA: 3-Octave organ with variable voicing attack, to vibrato	SET 124-T	£162.15
4-Octave version	SET 124-F	£184.71
HUM CUT: Tunable filter for reducing low frequency noise	SET 141	£11.43
JABBERVOX: Voice disguiser with clever use of reverb & tremolo	SET 150	£23.46
MAD-ROJ: Variable sirens, incl. police, galaxy machine-guns etc	SET 146	£9.99
METRONOME: With audible & visual beat & down-beat marking	SET 143	£13.52
MICROPHONE PRE-AMP: with switchable bass & treble response	SET 144	£8.92
MINISONIC (PE) MK2: 3-octave very versatile music synthesiser	SET 38	£181.56
MIXERS: Several - details in catalogue (see below)		
NOISE LIMITER: reduces tape & system hiss	SET 145	£9.99
PHASER: with automatic & manual rate & depth controls	SET 164	£21.20
POWER SUPPLIES (300mA): 9v	SET 130-N	£13.50
or preset 12 to 15v	SET 130-T	£13.85
REVERB: Analogue unit with variable delay & depth controls	SET 122-LS	£20.39
RHYTHM GENERATOR: 15 switchable rhythms controlling 10 instruments	SET 103F	£61.71
RING MODULATOR: for intermodulating 2 separate sine frequencies	SET 87	£13.62
ROGER 2-GONG: 2 gongs sounded at end of transmission	SET 126-LS	£12.31
ROGER BLEEP: Single bleep sounded at end of transmission	SET 127-LS	£10.07
SCRAMBLER: Codes & decodes transmissions authorised channels	SET 117-LS	£21.81
SEQUENCERS: 128-note keyboard controlled (keyboard incl)	SET 76	£120.45
16-note (up to 64-bit pattern) panel controlled	SET 86	£34.63
SPEECH PRECESSOR: for clearer transmission & better level control	SET 110-LS	£11.77
STORM EFFECTS: Automatic & manual wind, rain & surf generator	SET 154	£16.72
SYNTHESISER INTERFACE: allows instrument to trigger synth functions	SET 81	£9.49
TREMOLO: Deep tremolo with depth & rate controls	SET 136	£10.71
TREBLE BOOST: Increases volume of upper octaves	SET 138-T	£8.46
TONE CONTROL: bass & treble cut, gain & range (6 controls)	SET 139	£13.62
VIBRATO: variable rate & depth plus additional phasing	SET 137	£23.99
VOOALEK: Robot type voice modulator with depth & rate controls	SET-155-LS	£12.40
VOICE FILTER: Tunable for selected freq bandwidth & gain	SET 142	£9.69
VOICE-OP-FAOER: for reduction of music level during talk-over	SET 30	£9.85
VOICE-OP-SWITCH: with variable sensitivity & delay, 1A 2PCO relay	SET 123-LS	£16.21
WAH-WAH: with auto-trigger, manual & oscillator control	SET 140	£17.31
WHEEBY-JEEBY: 2 intercoupled oscillators produce variable sirens	SET 151	£13.78
WIND & RAIN: manual control of these two effects	SET 28	£11.39
WOBBLE-WAH: Oscillator controlled wah-wah for fascinating effects	SET 161	£13.40

KIMBER ALLEN KEYBOARDS (surely the best?): 3-Oct £32.43, 4-Oct £40.68, 5-Oct £48.52
 KEYBOARD CONTACTS GJ (SPCO): 3-Oct £20.29, 4-Oct £26.50, 5-Oct £32.71
 KEYBOARD CONTACTS GB (DPST): 3-Oct £23.27, 4-Oct £30.45, 5-Oct £37.62

PHONOSONICS

PHONOSONICS MAIL ORDER, DEPT PE32, 22 HIGH STREET, SIDCUP, KENT DA14 6EH. 01-302 6184

Please use full address. Payment CWO, CHQ, PO, ACCESS, BARCLAY, or pre-arranged collection. Prices incl. UK P&P & 15% VAT. E&OE. Despatch usually 7 days on most items. Details of parts in above kits are stated in our comprehensive catalogue. Send S.A.E. (9x4 or bigger) for Catalogue (if you live overseas please send £1.00 or equiv). MORE KITS ARE IN CATALOGUE.

TOROIDALS



The toroidal transformer is now accepted as the standard in industry, overtaking the obsolete laminated type. Industry has been quick to recognise the advantages toroidals offer in size, weight, lower radiated field and, thanks to I.L.P., PRICE.

Our large standard range is complemented by our SPECIAL DESIGN section which can offer a prototype service within 7 DAYS together with a short lead time on quantity orders which can be programmed to your requirements with no price penalty.

- ★ 294 TYPES TO CHOOSE FROM!
- ★ ORDERS DESPATCHED WITHIN 7 DAYS OF RECEIPT FOR SINGLE OR SMALL QUANTITY ORDERS
- ★ 5 YEAR NO QUIBBLE GUARANTEE

TYPE	SERIES No	SECONDARY Voits	RMS Current	PRICE
30 VA 70 x 30mm 0.45kg Regulation 18%	1x010	6+6	2.50	£5.12 -incl £0.04 -vat £0.92 TOTAL £5.08
	1x011	9+9	1.66	
	1x012	12+12	1.25	
	1x013	15+15	1.00	
	1x014	18+18	0.83	
	1x015	22+22	0.68	
50 VA 80 x 35mm 0.9kg Regulation 13%	2x010	6+6	4.16	£5.70 -incl £1.30 -vat £1.05 TOTAL £5.95
	2x011	9+9	2.77	
	2x012	12+12	2.08	
	2x013	15+15	1.66	
	2x014	18+18	1.38	
	2x015	22+22	1.13	
80 VA 90 x 30mm 1kg Regulation 12%	3x010	6+6	6.64	£6.08 -incl £1.67 -vat £1.18 TOTAL £6.91
	3x011	9+9	4.44	
	3x012	12+12	3.33	
	3x013	15+15	2.66	
	3x014	18+18	2.22	
	3x015	22+22	1.81	
120 VA 90 x 40mm 1.2kg Regulation 11%	4x010	6+6	10.00	£6.90 -incl £1.67 -vat £1.29 TOTAL £9.86
	4x011	9+9	6.66	
	4x012	12+12	5.00	
	4x013	15+15	4.00	
	4x014	18+18	3.33	
	4x015	22+22	2.72	
160 VA 110 x 40mm 1.8kg Regulation 8%	5x011	9+9	8.89	£7.91 -incl £1.67 -vat £1.44 TOTAL £11.02
	5x012	12+12	6.66	
	5x013	15+15	5.33	
	5x014	18+18	4.44	
	5x015	22+22	3.63	
	5x016	25+25	3.20	

TYPE	SERIES No	SECONDARY Voits	RMS Current	PRICE
225 VA 110 x 45mm 2.2kg Regulation 7%	6x012	12+12	9.38	£9.20 -incl £1.00 -vat £1.58 TOTAL £12.88
	6x013	15+15	7.50	
	6x014	18+18	6.25	
	6x015	22+22	5.11	
	6x016	25+25	4.50	
	6x017	30+30	3.75	
300 VA 110 x 50mm 2.8kg Regulation 6%	7x013	15+15	10.93	£10.17 -incl £1.00 -vat £1.83 TOTAL £14.00
	7x014	18+18	8.33	
	7x015	22+22	6.82	
	7x016	25+25	6.00	
	7x017	30+30	5.00	
	7x018	35+35	4.28	
500 VA 140 x 60mm 4kg Regulation 4%	8x016	25+25	10.00	£13.53 -incl £2.35 -vat £2.38 TOTAL £18.26
	8x017	30+30	8.33	
	8x018	35+35	7.14	
	8x020	40+40	6.25	
	8x025	45+45	5.55	
	8x030	50+50	5.00	
625 VA 140 x 75mm 5kg Regulation 4%	8x026	55+55	4.54	£16.13 -incl £2.00 -vat £2.79 TOTAL £21.42
	8x028	110	4.54	
	8x029	120	2.27	
	8x030	240	2.08	
	9x017	30+30	10.41	
	9x018	35+35	8.92	
9x026	40+40	7.81		
9x025	45+45	6.94		
9x033	50+50	6.25		
9x042	55+55	5.68		
9x028	110	5.68		
9x029	120	2.84		
9x030	240	2.60		

IMPORTANT: Regulation - All voltages quoted are FULL LOAD. Please add regulation figure to secondary voltage to obtain oil load voltage.

The benefits of ILP toroidal transformers

ILP toroidal transformers are only half the weight and height of their laminated equivalents, and are available with 110V, 220V or 240V primaries coded as follows:

For 110V primary insert "0" in place of "X" in type number.

For 220V primary (Europe) insert "1" in place of "X" in type number.

For 240V primary (UK) insert "2" in place of "X" in type number.

How to order Freepost:

Use this coupon, or a separate sheet of paper, to order these products, or any products from other ILP Electronics advertisements. No stamp is needed if you address to Freepost. Cheques and postal orders must be crossed and payable to ILP Electronics Ltd. Access and Barclaycard welcome. All UK orders sent within 7 days of receipt of order for single and small quantity orders.

Also available at Electrovalue, Maplin and Technomatic.

ILP Electronics, Graham Bell House, Roper Close, Canterbury, Kent, CT2 7EP.

Please send _____

Total purchase price _____

I enclose Cheque Postal Orders Int. Money Order

Debit my Access/Barclaycard No. _____

Name _____

Address _____

Signature _____

Post to: ILP Electronics Ltd, Freepost 2 Graham Bell House, Roper Close, Canterbury CT2 7EP, Kent, England.
 Telephone Sales (0227) 54778. Technical (0227) 64723. Telex 965780.



(a division of
ILP Electronics Ltd)

TRANSFORMERS



When replying to Classified Advertisements please ensure:

- That you have clearly stated your requirements.
- That you have enclosed the right remittance.
- That your name and address is written in block capitals, and
- That your letter is correctly addressed to the advertiser.

This will assist advertisers in processing and despatching orders with the minimum of delay.

AERIALS

AERIAL BOOSTERS Trebles incoming signal. Price £7.00. SAE leaflets. **ELECTRONIC MAIL ORDER LTD.**, Ramsbottom, Lancashire BL0 9AG.

RECEIVERS AND COMPONENTS

PRINTED CIRCUIT BOARDS for December & January Practical Electronics projects. Send for details to: Woods P.C.B.'s, 96, Woodend, Handsworth Wood, Birmingham 20.

300 SMALL COMPONENTS including Transistors, Diodes, £2.20. 7lbs Assorted Components £5. 10lbs £6.50. 500 Capacitors £4. Forty 74 Series ICs on Panel £2.10. Post Paid. List 25p Refundable. **J.W.B. RADIO**, 2 Barnfield Crescent, Sale, Cheshire M33 1NL.

S.M.3 MICRO TRANSMITTER. Range 1000 yds. Picks up speech from 25ft. Case measures 2½x1½x1½. Receive on ordinary VHF/FM Radio. Only £15.00 or SAE for full specification. P.D. **ELECTRONICS**, 11, Bluebell Close, Orpington, Kent. BR6 8HS.

BOURNEMOUTH/BOSCOMBE. Electronic components specialists for 33 years. Foresters (National Radio Supplies), Late Holdenhurst Road. Now at 36, Ashley Road, Boscombe. Tel. 302204. Closed Weds.

BRAND NEW COMPONENTS BY RETURN

Electrolytic Capacitors 16V, 25V, 50V.
0-47, 1.0, 2.2, 4.7 & 10 Mfd. — 5p
22 & 47 — 6p, 100 — 7p, 150V — 8p, 220 — 9p,
150V — 10p, 470 — 11p, 40V — 16p, 1000/15V — 15p,
1000/25V — 25p, 1000/40V — 35p.

Subminiature bead Tantulum electrolytics.
0.1, 0.22, 0.47, 1.0 & 35V, 4.7 & 6.3V — 14p.
2.2/35V, 4.7/25V — 15p, 10/25V, 15/16V — 20p.
22/16V, 33/10V, 47/6V, 68/3V & 100/3V — 30p.
15/25V, 22/25V, 47/10V — 35p, 47/16V — 80p.

Subminiature Ceramic Caps. E12 Series 100V
2% 10 pf. to 47 pf. — 3p, 56 pf. to 330 pf. — 4p.
10% 390 pf. to 4700 pf. — 4p.

Vertical Mounting Ceramic Plate Caps. 50V.
E12 22 pf. to 1000 pf. E8 1500 pf. to 47000 pf. — 2p.
Polystyrene E12 Series 63V. Horizontal Mntg.
10 pf. to 820 pf. — 3p, 1000 pf. to 10,000 pf. — 4p.

Miniature Polyester 250V Vert. Mtg. E6 Series.
01 to 068 — 4p, 1 — 5p, 15, 22 — 6p, 33, 47 — 10p.
88 — 12p, 1.0 — 15p, 1.5 — 22p, 2.2 — 24p.
Mylar (Polyester) Film 100V. Vertical Mounting.
001, 0022, 0047 — 3p, 01, 022 — 4p, 05, 0.1 — 6p.

High Stability Miniature Film Resistors 5%
1W E24 Series 0.51R — 10MΩ. (Except 7MΩ) — 1p.
1W E12 Series 1R to 10MΩ. — 1p.
1W E12 Series 10R to 10MΩ. — 3p.

1W metal film E12 Series 10R-1MΩ. 5% — 2p, 1% — 3p.
1N4148 — 2p, 1N4002 — 4p, 1N4006 — 6p, 1N4007 — 7p.
BC107/8/9 — 12p, BC147/8/9, BC157/8/9, BF195 & 7 — 10p.
8 Pin i.c.s. 741 Op. amp. — 18p, 555 Timer — 24p.
Dil Holders 8 pin — 9p, 14 pin — 12p, 16 pin — 14p.
LED's 3 & 5mm. Red — 10p, Green & Yellow — 14p.
Grommets for 3mm — 13p, Grommets for 5mm — 2p.

20mm. Q.B. Fuses 15, 25, 5, 1, 2, 3 & 5A — 5p.
20mm. Anti Surge 100mA to 5.0A — 8p.
20mm. Fuseholders P.C. or Chassis Mtg. — 8p.
Battery Snaps (pairs) PP3 — 6p, PP9 — 12p.
400mV Zener diodes E24 series 2V7 to 33V — 8p.
Prices VAT Inclusive Post 15p. (Free over £5.00).

THE C. R. SUPPLY CO.
127, Chesterfield Rd., Sheffield S8 0RN.

SMALL ADS

The prepaid rate for classified advertisements is 34 pence per word (minimum 12 words), box number 60p extra. Semi-display setting £11.20 per single column centimetre (minimum 2.5 cms). All cheques, postal orders etc., to be made payable to Practical Electronics and crossed "Lloyds Banks Ltd". Treasury notes should always be sent registered post. Advertisements, together with remittance, should be sent to the Classified Advertisement Dept., Practical Electronics, Room 2B12, IPC Magazines Limited, King's Reach Tower, Stamford St., London, SE1 9LS. (Telephone 01-261 5846).

6802 YOUR KOMPUKIT

You will need: (1) A 6802
(2) A processor adaptor — component cost £1 50. Takes half an hour to make.
(3) My 2716 Monitor.
Monitor supports: screen scroll, keyboard, memory examine and modify, chsum load, chsum save. No basic of course. Monitor costs £20.
Cheque or postal order to:

J. D. OWEN,
New Meadows Farm, Lougharne, Dyfed.

MAIDSTONE HAS ITS OWN component shop. Thyronics Control Systems, 8 Sandling Road, Maidstone. 675354.

T & J ELECTRONIC COMPONENTS. — Quality components, competitive prices. Illustrated catalogue 45p. 98 Burrow Road, Chigwell, Essex.

ELECTRONIC COMPONENTS, MERSEYSIDE. MYCA ELECTRONICS, 2 Victoria Place, Seacombe Ferry, Wallasey, L44 6NR. Mail order send 50p for price list refundable off first order. 051-638 8647.

BUMPER BOX OF BITS

WOW!!! We've got so many components in stock, we can't possibly list them all! — So buy a box, in it you'll find resistors, capacitors, displays, switches, panels with transistors, diodes, ICs etc, coils, pots... and so on. All modern parts — guaranteed at least 1000 items, minimum weight 10lbs. **ONLY £8.50 inc.**

ELECTRONICS WORLD

1a Dewes Road, Salisbury, Wilts. SP2 7SN
(Prop: Westbrough Ltd.)

VERO BOARD 0.1 PITCH 95x292mm £3.50 each, 112x177mm £2.95 each. Prices inclusive of VAT. P&P 30p. Send cheque or PO with order to Coxon Electronics, 47 Steepturnpike, Matlock, Derbyshire DE4 3DP.

TURN YOUR SURPLUS capacitors, transistors, etc. into cash. Contact **COLES HARDING & CO.** 103 SOUTH BRINK, WISBECH, CAMBS. TEL: 0945 584188. Immediate settlement.

BIG BARGAIN BOX

Our Big Bargain Box contains over a thousand components — resistors, capacitors, pots, switches, diodes, transistors, panels, bits and pieces, odds and ends. All useful stuff — would cost many times the price we are asking if bought separately. Approx. weight 4lbs. **ONLY £5.00 inc.** post — you're bound to come back for another!!!

ESP, 174c FOUNDRY LANE, SOUTHAMPTON, SO1 3LS

Lots of surplus bargains on our latest list — send an SAE for your copy now.

WAVEBANDS

AUTO ELECTRONICS,

103 Coventry Street, Kidderminster.
Phone: (0562) 2179

Brand new components by return post or ring with Access/Barclaycard number for same day despatch. All manufacturers guaranteed new stock. All at most competitive prices. Catalogue available only 50p. All prices inclusive of VAT.

TRADE ONLY. Surplus/liquidators components etc. Silly prices. Lists: Bardwell Ltd., 288 Abbeylead Road, Sheffield S7 1FL.

BOOKS AND PUBLICATIONS

ANY PUBLISHED, full-size service sheet by return £2 + L.s.a.e. CTV/Music Centres £3. Repair data with all circuits, layouts etc. Your named TV or video £8.50. Free 50p mag. all orders, queries. TIS (PE), 76 Churches, Larkhall, Lanarkshire.

NOTICE TO READERS

Whilst prices of goods shown in classified advertisements are correct at the time of closing for press, readers are advised to check with the advertiser to check both prices and availability of goods before ordering from non-current issues of the magazine.

FOR SALE

AIRCRAFT MOUNTED 35m/m CAMERA contains precision mirror, lens, small motor solenoid gears etc £10. 24V Ni-cad battery contains 20-4AH cells £8. Tel: Leeds 496048 after 7.00p.m.

PRACTICAL ELECTRONICS P.C.B.'s 1.5mm fibreglass, drilled and solder resist coated. **SAVE MONEY** — Boards **PRINTED ONLY** ready for own etching and drilling send S.A.E. for price list. **LECTROPRINT**, 17 Showell Road, Bushbury, Wolverhampton, West Midlands. Tel. 0902 721805.

ALL YOUR CASSETTE NEEDS. Blank cassettes C15 with case 40p each. Cassette labels in blue, white or yellow 20 for 36p. Inlay cards in red, blue or yellow 20 for 60p. Library cases 9p each. Postage on each complete order 45p. Stoneham Ltd., 59 Mayfield Way, Barwell, Leicester LE9 8BL.

GOVERNMENT SURPLUS Components & Equipment. Send SAE for list. **AFR ELECTRONICS**, School Lane, Moulton, Northampton.

COURSES

CONQUER THE CHIP ... Master modern electronics the PRACTICAL way by SEEING and DOING in your own home. Write for your free colour brochure now to British National Radio & Electronic School, Dept C2, Reading, Berks RG1 1BR.

SERVICE SHEETS

BELL'S TELEVISION SERVICES for service sheets on Radio, TV, etc. £1.25 plus SAE. Colour TV Service Manuals on request. SAE with enquiries to B.T.S., 190 Kings Road, Harrogate, N. Yorkshire. Tel. (0423) 55885.

EDUCATIONAL

CAREERS IN MARINE ELECTRONICS. Courses commencing September and January. Further details, The Nautical College, Fleetwood FY7 8JZ. Tel: 03917 79123.

MISCELLANEOUS

THE SCIENTIFIC WIRE COMPANY

PO Box 30, London, E4. 01-531 1568.

ENAMELLED COPPER WIRE

SWG	1lb	8oz	4oz	2oz
8 to 34	3.30	1.90	1.00	0.80
35 to 39	3.52	2.10	1.15	0.85
40 to 43	4.87	2.65	2.05	1.46
44 to 47	8.37	5.32	3.19	2.50
48 to 49	15.96	9.58	6.38	3.69

SILVER PLATED COPPER WIRE

14 to 30	7.09	4.20	2.43	1.72
----------	------	------	------	------

TINNED COPPER WIRE

14 to 30	3.97	2.41	1.39	0.94
----------	------	------	------	------

Fluxcor Solder 5.75 3.16 1.73 0.96

Prices include P&P. VAT. Orders under £2 add 20p.

SAE for list of copper and resistance wire.

Dealer enquiries welcome.

Selling or Buying

A Classified Advertisement could solve your problem at very little cost.

Ring Linda on
01-261 5846

ORDER FORM PLEASE WRITE IN BLOCK CAPITALS

Please insert the advertisement below in the next available issue of Practical Electronics for.....
insertions. I enclose Cheque/P.O. for £.....
(Cheques and Postal Orders should be crossed Lloyds Bank Ltd. and made payable to Practical Electronics)

NAME.....
ADDRESS.....

Company registered in England. Registered No. 53626. Registered Office: King's Reach Tower, Stamford Street, London SE1 9LS.

Send to: Classified Department,
PRACTICAL ELECTRONICS
Classified Advertisement Dept, Room 2612,
King's Reach Tower, Stamford Street,
London SE1 9LS. Telephone 01-261 5846
Rate:
34p per word, minimum 12 words. Box No. 60p extra.

2/83

MISCELLANEOUS

PARAPHYSICAL JOURNAL (Russian Translations): Psychotronic Generators, Klytrianography, Gravity Lasers, Telekinesis. Details SAE 4 x 9" PARALAB, Downton, Wilts.

GUITAR/PA/MUSIC AMPLIFIERS

100 watt super Treble Bass Overdrive. 12 months guarantee £55, 60 watt £49, 200 watt £76, 100 watt Twin-Channel Sep., Treble Bass Per channel £67, 200 watt £89. Slaves 100 watt £40, 200 watt £60, 250 watt £75, 500 watt £140. Speakers 100 watt 12in £25, 15in £36, 100 watt Lead Combos castors unbeatable £112, 100 watt Bass Combo, 15-in Relex CAB £125. Send Cheque or P.O.

Williamson Amplification
62 Thorncliffe Avenue Dukinfield, Cheshire.
Tel: 061 308 2064

ALARM CONSTRUCTORS professional steel bellbox with 6 inch 12v bell plus anti-tamper switch, absolute bargain £16.75 plus £2.25 P&P. Griffiths Alarms, 15 Windmill Gardens, Whixall, Whitchurch, Salop.

BURGLAR ALARM EQUIPMENT. Ring Bradford (0274) 308920 for our catalogue or call at our large showrooms opposite Odsal Stadium.

MAKE YOUR OWN PRINTED CIRCUITS
Etch Resist Transfers - Starter pack (5 sheets, lines, pads, I.C. pads) £2.20. Large range of single sheets in stock at 45p per sheet.
Master Positive Transparencies from P.C. layouts in magazines by simple photographic process. 2 sheets negative paper, 2 sheets positive film (A4) £2.25.
Photo-resist spray (200 ml) £3.90 (p+p 85p). **Drafting Film (A4) 25p.** **Precision Grids (A4) 85p.** 22p stamp for lists and information. P&P 50p per order except where indicated.

P. K. G. ELECTRONICS
OAK LODGE, TANSLEY, DERBYSHIRE.

CLEARING LABORATORY: scopes, generators, P.S.U.'s, bridges, analysers, meters, recorders, etc. 0403-7623f.

PRACTICAL ELECTRONICS P.C.B.'s

SEP 82	Combo amp EP931	£3.07
	Waveform digitiser EP935	£7.89
OCT 82	Miri Chorus EP950	£2.97
JAN 83	Audio Booster EP993	£2.97
	Digital Tacho EP1021-23-25 Set of 3	£5.90
	Digital Tacho PSU EP1027	£2.86

For full list and current pcb's send SAE, CW0 Please. Postage - add 35p postage and packing to complete order. Europe 70p.

PHOTO DESIGN

14 Dawnham Road, Ramsden Heath,
Billericay, Essex CM11 1PU. Telephone 0268-710722

ULTRASONIC TRANSDUCERS, MINIATURE, 40KHz. £2.85 per pair + 25p P & P. Dataplus Developments, 81 Cholmeley Road, Reading, Berks.

CABINET FITTINGS

Fretcloths, Coverings, Handles, Castors, Flight Case Locks & Parts, Jacks, XLRs, Bulgins, Reverb Trays, P & N mic Stands, ASS Glassfibre Horns, CELESTION POWER Speakers.

ADAM HALL SUPPLIES LTD.
Send 30p cheque/
P.O. for illustrated
catalogue: Adam Hall (PE Supplies),
Unit G, Carlton Court, Grainger Road,
Southend-on-Sea.

SITUATIONS VACANT

LEEDS CITY COUNCIL
DEPARTMENT OF EDUCATION
Leeds Polytechnic - School of Mechanical & Production Engineering

SENIOR ELECTRONICS TECHNICIAN REF L113/061/9
T3/4 £5,973-£7,545 (plus technicians' qualification allowance)

An experienced electronics technician is required to service a wide range of experimental equipment and to assist with the development of special purpose instrumentation and control systems. Leeds is an equal opportunity employer.

Application forms, quoting reference number, from the Administrative Services Officer, Leeds Polytechnic, Calverley Street, Leeds LS1 3HE. Please enclose s.a.e.

Closing date: 14 days after appearance of advert.

CENTURION ALARMS

We manufacture, you save £££'s
Send s.a.e. or phone for our Free list of professional D.I.Y. Burglar Alarm Equipment and accessories.
Discount up to 20% off list prices, e.g. Control Equipment from £15.98. Decoy Bell Boxes from £5.95 inc.

TRADE ENQUIRIES WELCOME

0484-21000

or 0484 35527 (24 hr. ans.)

CENTURION ALARMS (PE)

265 Wakefield Road, Huddersfield

HD5 9BE, W. Yorkshire

Access & Visa

Orders Welcomed



LOW COST PROFESSIONAL TEST INSTRUMENTS

sabtronics
FREQUENCY METERS
100MHz, 600MHz, and 1GHz Models
from £67

Belemic
Hand Held
Analogue and
Digital
Multimeters
16 Models
from £18.75

Belemic
Hand Held
Analogue and
Digital
Multimeters
16 Models
from £18.75

- ★ FREQUENCY METERS
- ★ ANALOGUE MULTIMETERS
- ★ DIGITAL MULTIMETERS
- ★ FUNCTION GENERATOR
- ★ OSCILLOSCOPES
- ★ POWER SUPPLIES
- ★ LOGIC PROBE
- ★ SCOPE PROBES

Write or phone for illustrated test instrument catalogue and price list
Black Star Ltd.
9A, Crown Street
St. Ives, Huntingdon
Cambs. PE17 4EB
Tel: (0480) 62440 Telex 32339

CLEF ELECTRONIC MUSIC



ELECTRONIC PIANOS
SPECIALISTS SINCE 1972
 Clef Pianos adopt the most advanced form of Touch Sensitive action which simulates piano Key inertia using a patented electronic technique.

7 1/4 OCTAVE DOMESTIC MODEL COMPONENT KIT £266 COMPLETE KIT £442
 MANUFACTURED £695

Two Domestic Models are available including the 88-note full-size version. Four intermixable Voice Controls may be used to obtain a wide variation of Piano tone, including Harpsichord, Both Soft and Sustain Pedals are incorporated in the Design and internal Effects are provided in the form of Tremolo, Honky-Chorus, and Phase Flanger.

A power amplifier integrates into the Piano top which may be removed from the Base for easy transportation.

SIX OCTAVE DOMESTIC MODEL COMPONENT KIT £234
 COMPLETE KIT £398 MAN. £620

Component Kits include Keyboard, Key-switch hardware, and all electronic components and may be purchased in four stages at no extra cost.

Complete Kits further contain Cabinets, wiring harness, Pedals and in the case of Domestic Models both Power Amplifier and Speaker.

The Six Octave Stage Piano has the same range of Voices and Effects and is designed for use with an External Amplifier and Speaker.

SIX OCTAVE STAGE MODEL COMPONENT KIT £234
 MANUFACTURED £580

Please allow 7 days for normal despatch

- AMDEK Kits**
- Distortion £32
 - Compressor £36
 - Phaser £40
 - Tuning Amp £36
 - Metronome £36
 - Flanger £63
 - Chorus £54
 - S.L. Mixer £90
 - Graphic £72
 - Delay £130
 - Percussion £54
 - Rhythm £90
- by ROLAND



COMPLETE KIT £383

MICROSYNTH Design - Allan Bradford Published in P.E. THE COMPACT MUSIC SYNTHESIZER



COMPLETE KIT £129.00
 * 2 1/2 OCTAVES
 * SWITCH ROUTING
 * 2 OSCILLATORS
 * THUMBWHEEL
 * 2 SUB-OCTAVES

STRING ENSEMBLE
 (As Published in conjunction with 'Practical Electronics')
 A very popular Keyboard Synthesizer Kit, for Group or Home use, with a four octave compass and split Keyboard facility.

COMPONENT KIT £197.50

ROTOR-CHORUS
 Comprehensive two speed organ rotor simulator plus a three phase chorus generator.

COMPONENT KIT £98.00

KEYBOARDS
 Our Square Front Keyboards
 88 NOTE (A-C) £62.67
 73 NOTE (F-F) £51.75
 FIVE OCTAVE £41.97
 FOUR OCTAVE £31.62

Since 1972 Clef Products have consistently produced leading designs in the field of Electronic Musical Instruments, many of which have been published in technical magazines. With musical quality of paramount importance, new techniques have been evolved and the latest musically valid technology has been incorporated into projects which have been successfully completed by constructors over a wide range of technical capability. Back up TELEPHONE advice is available to all our customers. All instruments are on show.

PRICES INCLUDE VAT, UK CARRIAGE & INSURANCE (CARRIAGE EXTRA ON MFD PIANOS). Please send S.A.E. for our complete lists, or use our telephone VISA/ACCESS service. Competitive quotations can be given for EXPORT orders - in Australia please contact JAYCAR in Sydney.


VISIT OUR SHOWROOM.

CLEF PRODUCTS (ELECTRONICS) LIMITED
 (Dept. P.E.) 44A Bramhall Lane South, Bramhall, Stockport, Cheshire SK7 1AH 061-439-3297

"THE COMPUTER BAND-BOX" (As Published in conjunction with "Practical Electronics")

COMPLETE KIT £235

£320 MANFD.



MASTER RHYTHM ALSO REQUIRED

A revolution in the field of Computer Music Generation!

A MUSICIANS INSTRUMENT FOR:
 SOLOISTS - SINGERS - RECORDING - PRACTICE
 LIVE PERFORMANCE - COMPOSITION

The BAND-BOX provides an Electronic Backing Trio consisting of Drums, Bass, and a Chord Instrument (one of 16 Waveform/Envelope combinations), with the capacity to store over 3,000 User Programmable Chord Changes on more than 120 different Chords. Using advanced Microprocessor technology, Playback of 50-100 Scores can be executed in any Key and at chosen Tempo. Complete Music Pad is electronically indexed and stored on secondary battery back-up. Facility exists for composition of Intro, Repeat Chorus, and Coda sections including Multiple Score Sequences. Sockets are provided for Volume Pedal and Footswitch plus separate and mixed instrument Outputs. Total size 19" x 11" x 4 1/2" incorporating Master Rhythm.

THE Programmable DRUM MACHINE

(As Published in conjunction with 'Practical Electronics')

EIGHT TRACK PROGRAMMING / TWENTY-FOUR PATTERNS / TWELVE INSTRUMENTS SEQUENCE OPERATION. COMPLETE KIT £79.00 MANFD. £119.00



The Clef Master Rhythm is capable of storing 24 selectable rhythmic drum patterns, invented, modified, and entered by the Operator on to Eight Instrumentation tracks. A three position Instrumentation control expands the number of instruments available to twelve, grouped into sounds typical of playing with Drumssticks, Brushes, or Latin American Bongos and Claves. Sequence operation allows two rhythm sections to be coupled with the second (B) section appearing at four, eight or sixteen Bar repetition. All drums can be adjusted for level and resonance on internal controls to suit individual taste, thus producing good musical sounds in a battery driven unit 8 1/2" x 5" x 2 1/4".



Bigger and Better

the colourful Wilmslow Audio brochure
 - the definitive loudspeaker catalogue!

Everything for the speaker constructor - kits, drive units, components for HiFi and PA.

50 DIY HiFi speaker designs including the exciting new dB Total Concept speaker kits, the Kef Constructor range, Wharfedale Speakercraft, etc.

Flatpack cabinet kits for Kef, Wharfedale and many others.

- ★ Lowest prices - Largest stocks ★
- ★ Expert staff - Sound advice ★
- ★ Choose your DIY HiFi Speakers in the comfort of our ★
 two listening lounges
 (Customer operated demonstration facilities)
 ★ Ample parking ★

Send £1.50 for catalogue
 (cheque, M.O. or stamps - or phone with your credit card number)

★ Access - Visa - American Express accepted ★
 also HiFi Markets Budget Card.



0625 529599

35/39 Church Street, Wilmslow, Cheshire SK9 1AS



Lighting service on telephoned credit card orders!
 Please allow 7 days for delivery



ALARMS

FREE CATALOGUE!

OUR GREAT NEW ILLUSTRATED CATALOGUE IS
 PACKED WITH INFORMATION ON SUPERB QUALITY,
 PROFESSIONAL BURGLAR ALARM EQUIPMENT


AT UNBEATABLE PRICES!

SEND SAE OR PHONE NOW FOR YOUR COPY

A.D. ELECTRONICS
 DEPT. PE
 217 WARBECK MOOR
 A'INTREE LIVERPOOL
 L9 0HU/051 523 8440

THIEFCHECK BURGLAR ALARM D-I-Y SYSTEM
 THIEFCHECK MAIN DISTRIBUTOR

STORAGE CABINETS



Steel cabinets,
 12" wide x 5 1/2" deep x 22" high
 finished blue with clear
 plastic drawers.

Available units:-
 Type Drawers
 2260..... 60 x A
 2248..... 48 x B
 2224..... 24 x C

Type Drawers
 2216..... 16 x D
 2208..... 8 x E
 2236..... 30 x A, 4 x D, 2 x E

ONLY £19.90

each cabinet (inc. p&p and VAT)

MILLHILL SUPPLIES

66 THE STREET, CROWMARSH, WALLINGFORD
 OXON. OX10 8ES. Tel. 0491 38653
 Delivery within 7 days.

Access/Barclaycard welcome or cheque/PO to:-

INDEX TO ADVERTISERS

Acorn Computers	37
Adam Hall	72
A.D. Electronics	72
Ambit International	68
Audio Electronics	8
Barrie	6
Bi-Pak	10,11
Blackstar Ltd	71
British National Radio & Electronics School	9
Bull, J	6
Cambridge Learning	12
Centurion Alarm	72
Clef Products	72
Cricklewood Electronics	14,15
Crotech	12
Crofton	8
C.R. Supply Co.	71
Dataman Designs	44
Electronic Surplus & Parts	71
Electronics World	71
Electrovalue	43
Enfield Electronics	53
Grenson (Emos)	73
G.S.C.	61
ICS-Intertext	26
ILP Electronics	4,5,6,9
J. D. Owen	71
L&B Electronics	8
Leeds City Council	72
Maplin Electronics	Cover 4
Mercia	68
Midwich Computers	62
Millhill Supplies	72
Modern Book Co.	14
Parndon	74
Phonosonics	69
Pimac Systems	74
P.K.G. Electronics	72
Powertran	Cover 2
Proto Design	72
Radio & T.V. Components	26
Riscomp Ltd.	74
Scientific Wire Co.	71
Service Trading Co.	67
Sparkrite	13
Swanley	68
Tandy Corporation	16
Technomatic Ltd.	74, Cover 3
Tempus	6
T.K. Electronics	7
Videotone	61
Watford Electronics	2,3
Wavebands	71
Wilmslow Audio	72

★ ★ BIG NEWS ★ ★ ★ ★ ★ BIG NEWS ★ ★

EMOS HAS ARRIVED

A Brand new company with vast stocks of components, a computerised operation, and very competitive prices, all combining to give an efficient service.

LARGE ELECTROLYTICS:		SMALL ALUMINIUM ELECTROLYTICS:			MIXED BAGS	
1. Computer Grade		Asial Leads:	Radial Leads:	Price:	Price:	Lists available
2. Made by Sprague or General Electric		uF V	uF V			100 Ceramic capacitors £2.00
3. Ideal for power supplies						30 Axial electrolytics £2.50
4. Following values available:		1000 6.3 15p	470 16 15p	1000 25 25p	15 Plastic capacitors £1.50	20 Transistors - plastic £1.50
185,000 @ 15V		100 10 05p	1000 25 25p	470 40 25p		
300,000 @ 7V		100 10 05p	220 40 25p	470 50 10p		
120,000 @ 15V		22 16 05p	470 40 25p	4.7 63 05p		
100,000 @ 30V		470 16 15p	47 50 10p	4.7 25 05p		
71,000 @ 40V		4.7 25 05p	100 63 15p	330 25 15p		
60,000 @ 40V		680 25 25p	220 63 20p	9,000 @ 50V		
5. Prices - fantastic value at only £2.50 each						Only brand new and useful values Included

VOLTAGE REGULATORS		TRANSISTORS	
+5V	1A TO220 40p	AC 107	36p
+5V	1.5A TO3 140p	AC 126	36p
-5V	1A TO330 40p	AC 188	27p
+6V	5V 1.5A TO3 190p	AC 17	60p
+12V	0.5A TO220 35p	AC 19	85p
+12V	1.5A TO3 140p	BC 149	7p
+12V	1A TO220 40p	BC 159	12p
+15V	1.5A TO3 190p	BC 171	10p
+15V	1A TO220 40p	BC 173	10
24V	1A TO220 70p	BC 212	9p
		BC 212L	9p
		BC 213L	9p
		BC 237	12p
		BC 308	13p
		BC 327	15p
		BC 337	13p
		BC 558	44p

P.S.U. COMPONENTS		BENCH POWER SUPPLY	
2N4347 (120V)	150p	See constructional article in February '82 'Practical Electronics'	
2N6258 (250V)	180p	Available in kit form or built up	
400mW Zeners	5p	Prices (inc VAT p.p.):	
723	30p	Kit £44.00	Built £72.00
2N3055	35p		

Special Offer

TMS2516JL 8 - 2048 EPROM £14.90
 TMS4030JL 4096 RAM £3.00
 TMS3409MC £2.50
 MK40CG P 6 1K RAM £0.78
 8255 P.I.A. £1.90
 2N3055 £0.35

Stepping Motors - Details on request.
 I.M.C. 28V £8.20 each
 SANYO 6V 3A £9.80 each

CMOS		74 TTL		74LS									
4000	10p	4051	41p	4543	99p	7400	10p	7482	55p	LS00	9p	LS85	36p
4001	9p	4052	45p	4555	49p	7401	9p	7483	82p	LS01	9p	LS90	20p
4002	10p	4053	46p	4556	49p	7402	9p	7485	89p	LS02	9p	LS93	21p
4006	35p	4054	106p	4566	99p	7403	10p	7486	25p	LS03	21p	LS95	35p
4007	12p	4055	123p	4584	56p	7404	13p	7488	140p	LS04	21p	LS107	40p
4008	29p	4056	93p	4585	92p	7405	13p	7490	17p	LS05	21p	LS109	27p
4009	49p	4058	39p			7406	24p	7491	47p	LS08	10p	LS112	27p
4010	49p	4058	12p			7407	24p	7492	23p	LS09	10p	LS113	27p
4011	5p	4084	12p			7408	12p	7495	49p	LS10	10p	LS114	27p
4012	13p	4070	19p			7409	22p	7496	57p	LS11	10p	LS123	32p
4013	33p	4071	19p			7413	14p	74107	31p	LS12	10p	LS138	22p
4014	67p	4072	19p			7414	15p	74121	30p	LS14	19p	LS151	35p
4015	35p	4073	19p			7416	16p	74122	27p	LS15	22p	LS153	35p
4016	34p	4075	19p			7417	16p	74126	55p	LS20	10p	LS156	33p
4017	59p	4076	72p			7420	34p	74128	58p	LS21	22p	LS157	25p
4018	61p	4077	19p			7421	34p	74132	59p	LS22	22p	LS160	32p
4019	21p	4078	12p			7422	17p	74141	73p	LS26	12p	LS163	34p
4020	37p	4081	12p			7423	23p	74145	35p	LS27	22p	LS175	36p
4021	37p	4082	19p			7425	23p	74150	45p	LS28	12p	LS191	33p
4022	35p	4086	50p			7426	23p	74151	32p	LS30	10p	LS192	33p
4023	10p	4089	172p			7427	15p	74153	49p	LS32	11p	LS194	31p
4024	10p	4093	19p			7428	15p	74154	49p	LS37	11p	LS195	31p
4026	125p	4094	13p			7430	12p	74155	32p	LS40	12p	LS197	44p
4027	17p	4095	93p			7432	15p	74157	49p	LS42	25p	LS242	54p
4028	66p	4096	93p			7433	19p	74159	65p	LS47	32p	LS257	28p
4029	39p	4098	93p			7437	17p	74160	69p	LS51	22p	LS295B	70p
4030	12p	4502	55p			7438	15p	74161	32p	LS55	22p	LS368	25p
4031	99p	4503	59p			7440	10p	74162	69p	LS73	27p	LS374	45p
4032	95p	4507	37p			7442	26p	74163	69p	LS74	14p	LS395	84p
4033	130p	4508	37p			7445	81p	74164	35p	LS76	27p		
4034	199p	4510	69p			7446	86p	74165	40p	LS78	27p		
4035	40p	4511	65p			7447	33p	74173	91p				
4036	239p	4512	63p			7448	22p	74174	67p				
4038	89p	4514	99p			7450	22p	74175	17p				
4040	38p	4515	172p			7451	17p	74185	80p				
4041	38p	4516	69p			7453	22p	74191	40p				
4042	56p	4518	69p			7454	22p	74192	40p				
4043	61p	4519	25p			7460	22p	74195	52p				
4044	35p	4520	96p			7470	26p	74199	72p				
4045	130p	4521	80p			7472	26p	74221	49p				
4046	85p	4526	77p			7473	26p	74284	140p				
4047	73p	4527	77p			7474	6p	74298	90p				
4048	35p	4532	45p			7475	19p	74366	28p				
4049	33p	4539	80p			7476	29p	74368	28p				

Dept 1B, High March, Daventry, Northants NN11 4HQ

Tel: 03272 5523 Telex: 311245 GRENELG.

Please allow 21 days for delivery

Please add 50p per order postage and packing plus 15% VAT on total. No VAT on overseas orders, postage at cost. Cheques and postal orders made payable to Emos Limited. Send Large S.A.E. for comprehensive catalogue.

EMOS

PE CAR COMPUTER



"One of the neatest, most comprehensive and most useful of these car computers that we have yet come across..."

Practical Motorist

- ★ **Economy** - save petrol by improving your driving technique and improving the tuning of your car.
- ★ **Performance** - dynamic checks on timing to improve performance and economy.
- ★ **Security** - protect your car by disabling the ignition. Enter a personalised combination to restart.
- ★ **Attractive, easy to fit, easy to operate** - comes complete with all parts needed. Full instructions provided.
- ★ **Imperial or metric read outs.**

The PE car computer has been specifically designed as an integral part of your car dashboard. Using highly accurate speed and petrol flow sensors it allows you to improve the fuel efficiency of your car by providing information on fuel consumption and tuning. In all over 30 functions including instant and average miles per gallon (or litres per 100 kilometres), estimated time to arrival, fuel needed to complete a journey, speed needed to meet an arrival time, acceleration tests, standing quarter miles and many more.

PE car computer: £88.50
Complete kit of parts: £78.50
Ignition cut-out: £7.75

All prices include VAT. Allow £1 post & package. Goods by return. Send S.A.E. for list of separately available parts.



PIMAC SYSTEMS LTD

20 Bloomfield Road, Moseley, Birmingham B13 9BY.
 Tel: 021-449 0384

PARNDON ELECTRONICS LTD.

Dept. No. 21 44 Paddock Mead, Harlow, Essex. CM18 7RR. Tel: 0279 32700

RESISTORS: 1/4 Watt Carbon Film E24 range ± 5% tolerance. High quality resistors made under strictly controlled conditions by automatic machines. Banded and colour coded.

£1.00 per hundred mixed. (Min 10 per value)
 £8.50 per thousand mixed. (Min 50 per value)

Special stock pack 60 values. 10 off each £5.50

DIODES: IN4148 3p each. Min order quantity - 15 items.
 £1.60 per hundred

DIL SWITCHES: Gold plated contact in fully sealed base - solve those programming problems.
 4 Way 86p each, 6 Way £1.00 each, 8 Way £1.20 each

DIL SOCKETS: High quality, low profile sockets.
 8 pin - 10p, 14 pin - 11p, 16 pin - 12p, 18 pin - 19p, 20 pin - 21p,
 22 pin - 23p, 24 pin - 25p, 28 pin - 27p, 40 pin - 42p.


ALL PRICES INCLUDE V.A.T. & POST & PACKING - NO EXTRAS
 MIN. ORDER - U.K. £1.00. OVERSEAS £5. CASH WITH ORDER PLEASE
 Same Day Despatch

BEAT THE BURGLAR WITH RISCOMP MODULES!

Build a Comprehensive Alarm System very easily & very cheaply
INTRUDER ALARM CONTROL UNIT CA 1250
 As featured in *PRACTICAL ELECTRONICS* Oct. 1982
 This module used with magnetic switches, ultrasonic alarm modules, or infra-red units provides effective protection at a fraction of the normal cost! Easy installation using comprehensive data sheet.

EXTRAS 3 position keyswitch with 2 keys £3.43.
 Magnetic switch (with magnet) £1.17. Weatherproof 5" horn speaker £4.95.

- Built-in electronic siren drives 2 loud speakers
- Stabilised output voltage
- Provides exit and entrance delays together with fixed alarm time
- 2 operating modes - full alarm/anti-tamper & panic facility
- Battery back-up with trickle charging facility
- Screw connections for ease of installation
- Operates with magnetic switches, u/sonic or I.R. units
- Separate relay contacts for switching external loads
- Test loop facility



BUILT & TESTED

only £19.95 + VAT

Also in kit form £16.95 plus VAT.

only £10.95 + VAT



ULTRASONIC ALARM MODULE US4012
 This module contains both ultrasonic transmitter and receiver plus false alarm suppression circuitry. Range adjustable 5-25ft. Ideal with CA 1250 or with independent power and siren modules (available extra).

RISCOMP LTD, 21 Duke St., Princes Risborough, Bucks.
 Add VAT & 50p P&P all orders. Tel. (084 44) 6326

Allow 7 days deliv.

Published approximately on the 15th of each month by IPC Magazines Ltd., Westover House, West Quay Road, Poole, Dorset BH15 1JG. Printed in England by Chapel River Press, Andover, Hants. Sole Agents for Australia and New Zealand - Gordon & Gorch (A/Sia) Ltd.; South Africa - Central News Agency Ltd. Subscriptions, INLAND and OVERSEAS £13.00 payable to IPC Services, Oakfield House, Perrymount Road, Haywards Heath, Sussex. Practical Electronics is sold subject to the following conditions, namely, that it shall not, without the written consent of the Publishers first given, be lent, resold, hired out or otherwise disposed of by way of Trade at more than the recommended selling price shown on the cover, and that it shall not be lent, resold or hired out or otherwise disposed of in a mutilated condition or in any unauthorised cover by way of Trade, or affixed to or as part of any publication or advertising, literary or pictorial matter whatsoever.

TECHNOMATIC LTD

01-452 1500 01-450 6597

CONNECTOR SYSTEMS

I.D. CONNECTORS (Speedblock Type)			D-CONNECTORS 9 way 15 way 25 way 37 way			DIL HEADER PLUGS		RIBBON CABLE (Grey)		
No. of ways	Header Plug	Receptacle	Edge Conn.	Solder	Angled	RS 232 Connectors Available from Stock	Solder	IDC	10 way	50p
10	90p	85p	200p	95p	135p				14 way	60p
20	145p	125p	240p	160p	230p				16 way	70p
26	175p	153p	300p	210p	250p				20 way	80p
34	200p	160p	380p	240p	275p				26 way	120p
40	220p	193p	550p	175p	500p				34 way	180p
50	235p	200p	600p	200p	500p				40 way	210p
				36 way Centromix Type Conn.	£5.50				50 way	330p
				25 way 1EEE Type Conn.	£5.50				64 way	370p

JUMPER LEADS			EURO CONNECTORS (Indirect Edge Conn.)			EDGE CONNECTORS			
24" Ribbon Cable with headers	14 pin	15 pin	24 pin	40 pin	DIN STD	Plug	Skt	2x18 way	140p
1 end	145p	165p	240p	380p	41617 21 way	180p	180p	2x22 way	200p
2 ends	210p	230p	345p	540p	41617 31 way	200p	200p	2x23 way	200p
24" Ribbon Cable with sockets	20 pin	26 pin	34 pin	40 pin	41612 2x32 way	290p	330p	2x25 way	225p
1 end	185p	210p	270p	300p	Angled 2x32 way	325p	400p	1x43 way	260p
2 ends	290p	385p	490p	540p	41612 3x32 way	250p	400p	2x43 way	395p
24" Ribbon Cable with D Conn.					Angled 3x32 way		400p	2x50 way	—
25 way Male	500p	Female	550p		2x32 way IDC a+c	525p		1x77 way	700p
					(for 2x32 way specify a+b or a+c)			\$100 Conn	600p

★ SPECIAL OFFER ★

2114L-450	80p	75p	2732	375p	360p
4164-2	450p	430p	4116-200	80p	75p
2716(+5V)	250p	225p	6116-150	375p	350p
2532	350p	335p	6522	310p	300p

OFFICIAL BBC DEALER

BBC Model B £399 including VAT. (Carr. £8)

Model A to B upgrade kit £49.50

Installation charge £15.

Individual upgrades and all mating connectors available.

BBC DISC DRIVES

Disc Interface Kit £70.

Installation £20.

BBC Single Drive 100K £235.

BBC Dual Drive £799.

BBC COMPATIBLE DRIVES

Single 100K £190 200K £255 400K £345

Dual 200K £360 400K £480 800K £610

Cable for Single Drive £8. Dual Drive £12.
 (Carr. Single Drive £6, Dual Drive £8.)

Diskettes: 40 track SS £15, 80 track SS £24.

80 track DS £32.

(Price for 10 carr. £2)

VIEW 16K WORD PROCESSOR ROM £52

Telex Receiver £195.65 + £2 p&p

Pretest Receiver £90.00 + £2 p&p

2nd Processor + 64K RAM £195 + £2 p&p

Phone to confirm delivery details.

NEW FOR BBC

PRINTERS

NEC PC 8023 BE

80 col 100 cps dot matrix printer. Bi-directional. Logic seeking, 2K buffer, Forward and Reverse line feed. Hi Res & Block Graphics, Proportional Spacing, International and Greek character sets, Auto underline, Friction/tractor selectable.
 £300 + £8 carr.

EPSON MX80 F/T3 and EPSON MX100 F/T3

Dot matrix printers. Bi-directional, Logic Seeking, Auto Underline, Bit Image Printing, Super & Sub-scripts, 80 col. 8 cps £325 + £8 carr. 136 col. 100 cps £430 + £10 carr.

SEIKOSHA GP100A

80 col. 30 cps dot matrix printer. High Res Graphics - Std & double with characters. £185 + £6 carr.

OLIVETTI SPARK-JET PRINTER

50 Lines/min or 83 cps, 1K buffer, full graphics, 96ASCII Characters, 7 x 7 dot matrix.
 £365 + £8 carr.

As recommended by ACORN.

ACORN ATOMS ALSO AVAILABLE IN STOCK.

SEND FOR OUR BBC/ATOM LIST.



THE NEW MAPLIN CATALOGUE FOR 1983

**BRINGS YOU
RIGHT UP-
TO-DATE IN
ELECTRONICS
& COMPUTING**

Nearly 400 pages of all the most useful components and a whole big new section devoted to home computers and personal software. As always the catalogue keeps you up-to-date with the latest technology — even our ordinary miniature resistors are now superb quality 1% tolerance metal film, yet they're still only 2p each. As well as our usual quality products at low prices, now we're offering quantity discounts too. So pick up a copy of our catalogue now — it's the biggest *and* the best!

**ON SALE IN ALL
BRANCHES OF WHSMITH**
FROM 18th NOVEMBER 1982
PRICE £1.25

Send now for an application form — then buy it with MAPCARD. MAPCARD gives you real spending power — up to 24 times your monthly payments, instantly.



Post this coupon now for your copy of our 1983 catalogue, price £1.25 + 25p p&p. If you live outside the UK send £1.90 or 10 International Reply Coupons. I enclose £1.50.

Name

Address

.....
.....

PE 2/83

MAPLIN

ELECTRONIC SUPPLIES LTD

P.O. Box 3, Rayleigh, Essex SS6 8LR.
Telephone: Southend (0702) 552911/554155

Shops at:
159-161 King Street, Hammersmith, London W6 Tel: (01) 748 0926
Lynton Square, Perry Barr, Birmingham. Telephone: (021) 356 7292
284 London Road, Westcliff-on-Sea, Essex. Tel: (0702) 554000
All shops closed Mondays

809