


PRACTICAL

# ELECTRONICS

AUGUST 1970

PRICE 3/6

IT  
COULDN'T  
BE  
EASIER!



Project Building  
for BEGINNERS

ALSO INSIDE:

ANEMOMETER · DECIMAL CURRENCY CONVERTER

# ADCOLA Soldering Instruments add to your efficiency

## ADCOLA 64

for Factory Bench Line Assembly

A precision instrument—supplied with standard 3/16" (4.75 mm) diameter, detachable copper chisel-face bit\*.

Standard temp. 360°C at 23 watts.

Special temps. from 250°C—410°C.

\*Additional Stock Bits (illustrated) available

### COPPER

B 38 1/4" — 3.2 mm CHISEL FACE

B 14 3/8" — 2.4 mm CHISEL FACE

B 24 3/8" — 4.75 mm SCREWDRIVER FACE

B 12 3/8" — 4.75 mm EYELET BIT

B 58 1/2" — 6.94 mm CHISEL FACE

### LONG LIFE

B 42 LL 3/8" — 4.75 mm CHISEL FACE

B 38 LL 1/4" — 3.2 mm CHISEL FACE

B 14 LL 3/8" — 2.4 mm CHISEL FACE

B 44 LL 3/8" — 4.75 mm SCREWDRIVER FACE



Don't take chances. We don't. All our ADCOLA Soldering Instruments are of impeccable quality. You can depend on ADCOLA day after day. That's why they're so popular. You get consistent good service . . . reliability . . . from our famous thermally controlled ADCOLA Element and the tough steel construction of this ideal production tool.

\* Write for price list and catalogue



**ADCOLA PRODUCTS LTD.,**  
(Dept. L), ADCOLA HOUSE, GAUDEN RD., LONDON, S.W.4.  
Telephone: 01-622 0291/3 • Telegrams: Soljoint London Telex • Telex: Adcola London 21851

## EX RENTAL TV's

17"

SLIMLINE  
405 ONLY  
£11.10.0

2 YEARS' GUARANTEE

FREE ILLUSTRATED  
LIST OF TELEVISIONS  
17"—19"—21"—23"

19"

SLIMLINE  
405/625  
BBC 2  
39 gns.



WIDE RANGE OF MODELS  
SIZES AND PRICES  
DEMONSTRATIONS DAILY




CARR. INS.  
30/-

RECORD PLAYER CABINET  
49/6



Cloth covered. Size 16 1/2" x 14 1/2" x 7 1/2"  
Takes any modern autochanger.  
P. & P. 7/6.

TWO-YEAR GUARANTEED  
REGUNNED TUBES



70° & 90° 14in.—79.6, 17in.—99.6,  
21in.—109.6, 110° 17in., 19in. & 21in.  
—109.6, 23" (not bonded)—129.6.  
Exchanged Bowls. Carr. 10/6.

SPEAKERS GALORE. BRAND NEW 10". P. & P. 1/- 2 1/2" 8Ω, 3 1/2" 25Ω, 4" 10Ω, 3" x 5" 8Ω, 7" x 4" and 8" x 3" 3Ω.

TRANSISTOR CASES, 4 FOR £1. Cloth covered, many colours. Size 9 1/2" x 6 1/2" x 3 1/2". P. & P. 9/6. Similar cases in plastic.

RECORD PLAYER & TAPE MOTORS 10". BRAND NEW P. & P. 3/6.

TRANSISTORS 2 6 EACH. OC44, OC45, OC71, OC81, OC8ID, AF114, AF117, AC128.

**DUKE & CO. (LONDON) LTD.**  
621/3 Romford Road, Manor Park, E.12  
Phone 01-478 6001-2-3 Stamp for Free List

## PRINTED CIRCUIT KIT


BUILD 40 INTERESTING PROJECTS on a PRINTED CIRCUIT CHASSIS with PARTS and TRANSISTORS from your SPARES BOX

CONTENTS: (1) 2 Copper Laminated Boards 4 1/2" x 2 1/2", (2) 1 Board for Matchbox Radio, (3) 1 Board for Wristwatch Radio, etc. (4) Resist. (5) Resist Solvent. (6) Etchant. (7) Cleaner/Degreaser. (8) 16-page Booklet *Printed Circuits for Amateurs*. (9) 2 Miniature Radio Dials SW/MW/LW. Also free with each kit. (10) Essential Design Data, Circuits, Chassis Plans, etc. for 40 TRANSISTORISED PROJECTS. A very comprehensive selection of circuits to suit everyone's requirements and constructional ability. Many recently developed very efficient designs published for the first time, including 10 new circuits.

EXPERIMENTER'S  
PRINTED CIRCUIT KIT  
8/6

Postage & Pack. 1/6 (UK)

Commonwealth:  
SURFACE MAIL 2/-  
AIR MAIL 8/-  
Australia, New Zealand  
South Africa, Canada.



(1) Crystal Set with biased Detector. (2) Crystal Set with voltage-quadrupler detector. (3) Crystal Set with Dynamic Loudspeaker. (4) Crystal Tuner with Audio Amplifier. (5) Carrier Power Conversion Receiver. (6) Split-Load Neutralised Double Reflex. (7) Matchbox or Photocell Radio. (8) "TR-FLEXON" Triple Reflex with self-adjusting regeneration (Patent Pending). (9) Solar Battery Loudspeaker Radio. The smallest 2 designs yet offered to the Home Constructor anywhere in the World. (10) Subminiature Radio Receivers based on the "Triplexon" circuit. Let us know if you know of a smaller design published anywhere. (10) Postage Stamp Radio. Size only 1.62" x .95" x .25". (11) Wristwatch Radio 1.15" x .80" x .55". (12) Ring Radio .70" x .70" x .55". (13) Bacteria-powered Radio. Runs on sugar or bread. (14) Radio Control Tone Receiver. (15) Transistor P/P Amplifier. (16) Intercom. (17) 1-valve Amplifier. (18) Reliable Burglar Alarm. (19) Light-Seeking Animal. Guided Missile. (20) Perpetual Motion Machine. (21) Metal Detector. (22) Transistor Tester. (23) Human Body Radiation Detector. (24) Man/Woman Discriminator. (25) Signal Injector. (26) Pocket Transceiver (Licence required). (27) Constant Volume Intercom. (28) Remote Control of Models by Induction. (29) Inductive-Loop Transmitter. (30) Pocket Triple Reflex Radio. (31) Wristwatch Transmitter/Wireless Microphone. (32) Rain Alarm. (33) Ultrasonic Switch/Alarm. (34) Stereo Preamplifier. (35) Quality Stereo Push-Pull Amplifier. (36) Light-Beam Telephone "Photophone". (37) Light-Beam Transmitter. (38) Silent TV Sound Adaptor. (39) Ultrasonic Transmitter. (40) Thyristor Drill Speed Controller.

## YORK ELECTRICS


335 BATTERSEA PARK ROAD, LONDON, S.W.11

Send a S.A.E. for full details, a brief description and Photographs of all Kits and all 63 Radio, Electronic and Photoelectric Projects Assembled.

# SINCLAIR IC-10



## MONOLITHIC INTEGRATED CIRCUIT AMPLIFIER AND PRE-AMP



## the world's most advanced high fidelity amplifier

The Sinclair IC-10 is the world's first monolithic integrated circuit high fidelity power amplifier and pre-amplifier. The circuit itself, a chip of silicon only a twentieth of an inch square by a hundredth of an inch thick, has an output 5 watts R.M.S. (10 watts peak). It contains 13 transistors (including two power types), 2 diodes, 1 Zener diode and 18 resistors, formed simultaneously in the silicon by a series of diffusions. The chip is encapsulated in a solid plastic package which holds the metal heat sink and connecting pins. This exciting device is not only more rugged and reliable than any previous amplifier, it also has considerable performance advantages. The most important are complete freedom from thermal runaway due to the close thermal coupling between the output transistors and the bias diodes and very low level of distortion.

The IC-10 is primarily intended as a full performance high fidelity power and pre-amplifier, for which application it only requires the addition of such components as tone and volume controls and a battery or mains power supply. However, it is so designed that it may be used simply in many other applications including car radios, electronic organs, servo amplifiers (it is d.c. coupled throughout) etc. The photographic masks required as part of the process of producing monolithic I.C.s are expensive but once made, the circuits can be produced with complete uniformity and at very low cost. This enables us to cover every IC-10 with the Sinclair guarantee of reliability.

### ■ SPECIFICATIONS

Output	10 Watts peak, 5 Watts R.M.S. continuous.
Frequency response	5 Hz to 100 KHz $\pm 1$ dB.
Total harmonic distortion	Less than 1% at full output.
Load impedance	3 to 15 ohms.
Power gain	110dB (100,000,000,000 times) total.
Supply voltage	8 to 18 volts.
Size	1 x 0.4 x 0.2 inches.
Sensitivity	5mV.
Input impedance	Adjustable externally up to 2.5 M ohms.

### ■ CIRCUIT DESCRIPTION

The first three transistors are used in the pre-amp and the remaining 10 in the power amplifier. Class AB output is used with closely controlled quiescent current which is independent of temperature. Generous negative feedback is used round both sections and the amplifier is completely free from crossover distortion at all supply voltages, making battery operation eminently satisfactory.

### ■ APPLICATIONS

Each IC-10 is sold with a very comprehensive manual giving circuit and wiring diagrams for a large number of applications in addition to high fidelity. These include stabilised power supplies, oscillators, etc. The pre-amp section can be used as an R.F. or I.F. amplifier without any additional transistors.

SINCLAIR

**IC.10** *with  
IC-10  
manual* **59/6**

POST FREE

# sinclair

**SINCLAIR RADIONICS LIMITED**  
22 NEWMARKET ROAD · CAMBRIDGE  
Tel. 0223 52731

# Project 60

## laboratory standard modular high fidelity

Sinclair Project 60 comprises a range of modules which connect together simply to form a complete stereo amplifier with really excellent performance. So good, in fact, that only 2 or 3 amplifiers in the world can compare in overall performance. Now with the addition of three new modules to the range, the constructor has choice of assemblies with either 20 or 40 watts output per channel, with or without filter facilities.


The modules are: 1. The Z.30 and Z.50 high gain power amplifiers, each of which is an immensely flexible unit in its own right. 2. The Stereo 60 preamplifier and control unit. 3. The Active Filter Unit with both high and low audio frequency cut-offs. 4. The PZ.5 and PZ.6 power supplies. A complete system could comprise, for example, two Z.30's one Stereo-60, and a PZ.5. The PZ.6 is stabilised and should be used where the highest possible continuous sine wave rating is required. An A.F.U. may be added as required. In a normal domestic application, there will be no significant difference between PZ.5 or PZ.6 unless loudspeakers of very low efficiency are being used, in which case the PZ.6 will be required. For assemblies using two

Z.50's there is the new PZ.8 supply unit to ensure maximum performance from these amplifiers.

All you need to assemble your Project 60 system is a screwdriver and soldering iron. No technical skill or knowledge whatsoever is required and, in the unlikely event of you hitting a problem, our customer service and advice department will put the matter right promptly and willingly. Project 60 modules have been carefully designed to fit into virtually all modern plinth or cabinets and only holes need be drilled in the wood of the plinths to mount the control unit and A.F.U. Any slight slip here will be covered by the aluminium front panels of the Stereo 60. The Project 60 manual gives all the buildings and operating instructions you can possibly want, clearly and concisely. Perhaps the greatest beauty of the system is that it is not only flexible now but will remain so in the future as the latest additions to the range show. A stereo F.M. tuner is next to come. These and all other modules we introduce will be compatible with those already available and may be added to your system at any time. And because Sinclair are the largest producers of constructor modules in Europe. Project 60 prices are remarkably low.

SINCLAIR RADIONICS LIMITED · 22 NEWMARKET ROAD · CAMBRIDGE

Telephone: 0223 52731



# Z.30 20 WATT R.M.S. POWER AMPLIFIER (40 WATTS PEAK)

# Z.50 40 WATT R.M.S. POWER AMPLIFIER (80 WATT PEAK)

The Z.30 together with the higher powered Z.50 are both of advanced design using silicon epitaxial planar transistors to achieve unsurpassed standards of performance. Total harmonic distortion is an incredibly low 0.02% at full output and all lower outputs. Whether you use the Z.30 or Z.50 power amplifiers in your Project 60 system will depend on personal preference, but they are both the same physical size and may be used with other units in the Project 60 range equally well. The Z.30 is unique in that it may be used with any power source between 8 and 35 volts without need for adjustment and may thus be driven from a car battery for example. For operating from mains, for the Z.30 use PZ.5 power supply unit for most domestic requirements, or PZ.6 if you have very low efficiency loudspeakers. For Z.50, use the PZ.5, PZ.6 or the PZ.8 described below.

### Power Outputs

**Z.30** 15 watts R.M.S. into 8 ohms, using 35V/20 watts R.M.S. continuous into 3 ohms using 30 volts.

**Z.50** 40 watts R.M.S. into 3 ohms: 30 watts R.M.S. into 8 ohms, continuous, using 50V.

**Frequency response** 30 to 300,000Hz  $\pm$  1dB

**Distortion** 0.02% into 8 ohms

**Signal to noise ratio** better than 70dB unweighted

**Input sensitivity** 250mV into 100 Kohms


For speakers from 3 to 15 ohms impedance

Size 3 1/2" x 2 1/4" x 1 1/2"

### APPLICATIONS

Hi-fi amplifier; car radio amplifier; record player amplifier fed directly from pick-up; intercom; electronic music and instruments; P.A.; laboratory work, etc. Full details for these and many other applications are given in the manual supplied with the Z.30.

**The Z.50 is completely interchangeable with the Z.30 and can be used in all Z.30 applications.**



Power versus distortion curve of Sinclair Z.30 and Z.50 amplifiers



### Z.30

Built, tested and guaranteed with circuits and instructions manual

**89/6**

### Z.50

Built, tested and guaranteed with circuits and instructions manual

**109/6**

### STEREO 60 SPECIFICATIONS

- Input sensitivities—Radio—up to 3mV Mag. p.u.—3mV; correct to R.I.A.A. curve  $\pm$  1dB; 20 to 25,000Hz. Ceramic p.u.—up to 3mV; Aux.—up to 3mV.
- Output—250mV.
- Signal-to-noise ratio—better than 70dB.
- Channel matching—within 1dB.

- Tone controls—TREBLE +15 to -15dB at 10kHz; BASS +15 to -15dB at 100Hz.

- Power consumption 5mA.
- Front panel—brushed aluminium with black knobs and controls.
- Size 8 1/2" x 1 1/2" x 4in.

## STEREO 60 Preamp/Control unit

The Stereo 60 is a stereo preamplifier and control unit designed for the Project 60 range but suitable for use with any high quality power amplifier. Again silicon epitaxial planar transistors are used throughout and great attention has been paid to achieving a really high signal-to-noise ratio and excellent tracking between the two channels. Input selection is by means of push buttons and accurate equalisation is provided for all the usual inputs. The tone controls are also very carefully designed and tested.



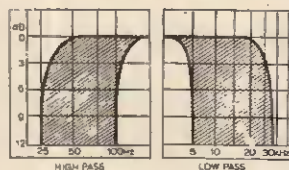
### STEREO 60

Built, tested and guaranteed

**£9.19.6**

## ACTIVE FILTER UNIT High Pass and Low Pass

For use between Stereo 60 unit and two Z.30s or Z.50s, the Active Filter Unit matches the Stereo 60 in styling and is as easily mounted. It is unique in that the cut-off frequencies are continuously variable, and as attenuation in the rejected band is rapid (12dB/octave), there is less loss of the wanted signal than has previously been possible. Amplitude and phase distortion are negligible by reason of the careful design and generous negative feedback employed.



Two stages of filtering are incorporated—rumble (high pass) and scratch (low pass).

Supply voltage—15 to 35V. Current—3mA

H.F. cut-off (-3dB) variable from 28kHz to 5kHz


L.F. cut-off (-3dB) variable from 25Hz to 100Hz

Filterslope, both sections 12dB per octave

Distortion at 1kHz (35V supply) 0.02% at rate output

Built, tested and guaranteed

**£5.19.6**



## SINCLAIR POWER UNITS

**PZ-5** 30 volts unstabilised **£4.19.6**

**PZ-6** 35 volts stabilised **£7.19.6**

**PZ-8** 45 volts stabilised (less mains transformer) for use with Z.50 **£5.19.6**

If at any time within 3 months of purchasing Project 60 modules from us, you are dissatisfied with them, we will refund your money at once. Each module is guaranteed to work perfectly and should any defect arise in normal use we will service it at once and without any cost to you whatsoever provided that it is returned to us within 2 years of purchase date. There will be a small charge for service thereafter. No charge for postage by surface mail. Air-mail charged at cost.

# sinclair

## BUILDING A PROJECT 60 ASSEMBLY



The illustration here shows quite clearly how easily Project 60 can be contained in one of today's slim, modern plinths. Very little space is required to house these Sinclair units, and within the space of the motor plinth, you can install a stereo amplifier of the very highest quality. If, for example you have already put together an assembly as illustrated here, adding the Active Filter Unit would be very easy.

To: SINCLAIR RADIONICS LTD., 22 NEWMARKET ROAD, CAMBRIDGE

Please send .....

NAME .....

.....

ADDRESS .....

.....

.....

.....


..... P.E.B/70

for which I enclose cash/cheque money order

SINCLAIR

# Q.16

new elegance in an outstanding loudspeaker



All the superb features which went to make the Sinclair Q.14 have been incorporated in the new Q.16 which gives an exciting new opportunity for you to match your Sinclair equipment with modern decor. Employing the same well proven acoustic system in which materials, processing and styling are used in such a radical and successful departure from conventional design, this speaker presents an entirely new appearance with its attractive teak surround and all-over special cellular foam front chosen as much for its appearance as for its ability to pass all audio frequencies without loss. The Q.16 is compact and slim. Its new styling makes it eminently suitable for shelf mounting, but it is no less versatile than its famous predecessor. Listen to a pair of Q.16s in stereo and marvel at the standards of quality and clarity they give. At the price, this Sinclair speaker represents outstanding value as you will discover the moment you see and hear it.

The Q.16 will handle loading up to 14 watts R.M.S. and presents an 8 ohm impedance to the amplifier output. Frequency response extends from 60 to 16,000 Hz. with exceptional smoothness. A specially designed driver system is used in a sealed and contoured pressure chamber to ensure good transient response at all frequencies. Size: 9 3/4" square x 4 1/2" deep from front to back.

**£8.19.6**  
POST FREE

## SINCLAIR MICROMATIC The world's most successful miniature radio



**Specifications**

**Size:** 1 1/2" x 1 1/4" x 1 1/2" (46 x 33 x 13mm).

**Weight incl. batteries:** 1 oz. (28.35gm) approx.

**Tuning:** Medium wave band with bandspread at higher frequency end.

**Earpiece.** Magnetic type.

**Case:** Black plastic with anodized aluminium front panel, spun aluminium dial.

Complete kit incl. earpiece, case, solder and instructions in fitted pack.

**49/6**

*Inc. P/Tax*

Ready built, tested and guaranteed, with earpiece.

**59/6**

*Inc. P/Tax*

*Mallory Mercury Cell RM675 (2 required) each 2/9d.*

### USE THIS COUPON FOR MICROMATIC AND Q.16 ORDERS

To: **SINCLAIR RADIONICS LIMITED, 22 NEWMARKET ROAD, CAMBRIDGE**  
Please send

NAME .....

ADDRESS .....

For which I enclose cash/cheque/money order.

P.E.8/70

Considerably smaller than an ordinary box of matches, this is a multi-stage A.M. receiver meticulously designed to provide remarkable standards of selectivity, power and quality. Powerful A.G.C. is incorporated to counteract fading from distant stations; bandspread at higher frequencies makes station separation much easier than with many larger sets. The plug-in magnetic earpiece which matches exactly with the output provides wonderful standards of reproduction. Everything including the batteries is contained within the attractively designed case. Whether you build your Micromatic or buy it ready built and tested, you will find it as easy to take with you as your wristwatch, and dependable under the severest listening conditions.

#### SINCLAIR GENERAL GUARANTEE

Should you not be completely satisfied with your purchase when you receive it from us, return the goods without delay and your money will be refunded in full, including cost of return postage, at once and without question. Full service facilities are available to all Sinclair customers.

# sinclair

**SINCLAIR RADIONICS LIMITED**  
22 NEWMARKET ROAD, CAMBRIDGE Tel. 0223 52731

# CRESCENT RADIO LTD.

11 & 40 MAYES RD. N.22 888-3206

MAIL ORDER  
DEPT.  
No. 11  
MAYES  
RD.  
N.22



## CRESCENT CASSETTES

Top quality cassettes at unbeatable prices (complete with standard storage case): C60, 7/6; C90, 12/6; C120, 17/6. Plus 1/- P. & P.

### STEREO HEADSET

8 ohm impedance, complete with plug and 5ft lead. A very comfortable phone set. Listen to stereo without noise interrupting the pleasure.

Wonderful value **59/6** Plus 4/- P. & P.



### STEREO JUNCTION BOX

For stereo amplifiers without stereo jack socket.

**22/6** Plus 1/6 P. & P.

### MICROPHONE STANDS

All have standard fittings for average Mics.  
Desk Stand 14in extended length .. **32/6**  
MS4, 3-Section floor stand, 4ft 3in E/L .. **23.10.0**  
MF911, 2-Section floor stand, 6ft 2in .. **24.10.0**  
BM51, 5ft floor stand with 2ft 9in boom .. **26.10.0**  
BMS2, Super quality boom stand .. **29.9.0**  
Plus 5/- P. & P.



### STANDARD GOOSE NECKS

(will fit our mic. stands)

8in .. .. . **12/0**  
12in .. .. . **15/0**  
Plus 1/6 P. & P.

### SOLID STATE BLOCK MODULES

Phono pre-amp E1311: input, 100K; gain, 283b; max. out. 3-volt; max. in. 50M/V; power, 9V.  
Tape pre-amp E1312, as above.  
Mk. pre-amp E1313, as above.  
Power amplifier E1314: input, 1,000 ohms; gain, 20db, 300M/W; power, 9-volt d.c.  
Electronic organ, tone osc. E1315: tone freq., 200-1kHz; output, 80M/W; power, 9V; current, 10M/A.  
Dual flasher E1316: flasher time, 1/4 sec; power, 6V; current, 160M/A.  
Lamp, 6V 160M/A.  
We also stock the morse code practice modules in this range.

ALL AT **25/-** Plus 2/- P. & P.

### BATTERY ELIMINATOR

Plug your Transistor Radio, Amplifier, Cassette, etc., into the a.c. mains through this compact eliminator. 2 1/2in x 2 1/2in x 3in approx.

4 1/2 volt .. .. . **29/6**  
6 volt .. .. . **29/6**  
9 volt .. .. . **29/6**  
7 1/2 volt complete with cable and plug for Philips Cassette

**39/6** Plus 2/- P. & P. each

### TTC G1105

High quality imported headphones.  
1,000 Ohm per phone .. **15/11**  
2,000 Ohm per phone .. **17/6**  
Plus 2/- P. & P. per pair

### TELETON TYPE NM.33 MAGNETIC CARTRIDGE

Stereo with diamond styl. This ever popular cartridge now at economy price: Diamond Stylus, 7 mil; Frequency, 20-20kHz; Separation, 20db at 10kHz.

**79/6** Plus 1/6 P. & P.

### SHELF UNIT



Two teak finish shelves on a black frame (overall size: 28in x 25in x 12in). Ideal for hi fi equipment: amplifiers, speaker cabinets etc. The perfect answer for housing unit audio and equipment. This unit is wall mounting.

**50/-** Plus 8/6 P. & P.

### INTERNATIONAL TAPE

A new famous brand of tape. 7in 2,400ft, 25/-; 7in 1,800ft, 18/-; 7in 1,200ft, 13/6; 5in 1,200ft, 15/-; 5in 1,800ft, 22/6; 5in 600ft 9/6; 5in 900ft, 12/6; 5in 1,200ft, 16/-  
Please note the postage and packing is FREE!



### A TAPE BARGAIN

Emitate 3in 175ft in EMI case **5/-** EACH

### WESTON MILLIAMMETER

Modern Clear Plastic Design.  
1M/A full scale calibration 0-100. 2 1/2in x 2 1/2in x 1 1/2in.

**45/-** Plus 2/6 P. & P.


### COMPONENTS CORNER

8in x 6in one sided printed circuit board .. .. . **2/-** each  
BY100 type rectifier 800 p.a.v. 750M/A .. .. . **3/3** each  
4 pin transistor holders .. .. . **6d** each  
2 1/2in 80 ohm loudspeaker .. .. . **5/6** each  
3 1/2in 26 ohm loudspeaker .. .. . **5/6** each  
2 1/2in 8 ohm loudspeaker .. .. . **5/6** each  
U2 battery holders (blue plastic) .. .. . **1/-** each  
Flick switches 1 1/2in dolly mains type .. .. . **3/6** each  
Model motors 6-12 volt .. .. . **4/6** each  
10 ohm W/W pot loudspeaker control .. .. . **2/6** each  
OC91 double heat clips .. .. . **6d** each  
S. G. Brown 4,000 ohm phones (used but in good condition) 10/- per pair  
Tape recorder rev. counters .. .. . **5/-** each

Please include P. & P.  
Send 2/- for our Component Catalogue and Price Lists

# YOURS FREE FOR 7 DAYS

## The 'New Picture-Book' way of learning BASIC ELECTRICITY (5 VOLS.) BASIC ELECTRONICS (6 VOLS.)



You'll find it easy to learn with this outstandingly successful NEW PICTORIAL METHOD—the essential facts are explained in the simplest language, one at a time, and each is illustrated by an accurate, cartoon-type drawing. The books are based on the latest research into simplified learning techniques. This has proved that the PICTORIAL APPROACH to learning is the quickest and soundest way of gaining mastery over these subjects.

The series will be of exceptional value in training mechanics and technicians in Electricity, Radio and Electronics.

### WHAT READERS SAY

"I have looked at each book and must confess they are very good, everything is made so simple, which makes reading a pleasure."  
R.H.H.G., Blandford.

"I find the information contained very aptly illustrated and composed."  
D.G., Twickenham.

"I would like you to know once again that I have read parts of each volume and think they are excellent reading material. Easy to understand, easy to read and the subjects are not flooded with reams of unnecessary calculations which most electrical books delight in."  
F.B., New Malden.

TO TRY IT, IS TO PROVE IT

To The SELRAY BOOK CO., 60 HAYES HILL, HAYES, BROMLEY, KENT BR2 7HP

Please send me WITHOUT OBLIGATION TO PURCHASE, one of the above sets on 7 DAYS FREE TRIAL, I will either return set, carriage paid, in good condition within 7 days or send the following amounts, BASIC ELECTRICITY 75/-. Cash Price or Down Payment of 20/- followed by 3 fortnightly payments of 20/- each, BASIC ELECTRONICS 90/-. Cash Price or Down Payment of 20/- followed by 4 fortnightly payments of 20/- each. This offer applies to UNITED KINGDOM ONLY. Overseas customers cash with order, prices as above.

Tick Set required (Only one set allowed on free trial)

BASIC ELECTRICITY  BASIC ELECTRONICS

Prices include Postage and Packing.

Signature .....

(If under 18 signature required of parent or guardian)

NAME .....

BLOCK LETTERS .....

FULL POSTAL ADDRESS .....

A TECH-PRESS PUBLICATION

**POST NOW FOR THIS OFFER!!**

**BELCO AF-5A  
SOLID STATE SINE SQUARE  
WAVE C.R. OSCILLATOR**



Size  
18-200,000Hz:  
Square  
18-500,000Hz.  
Output max  
+10dB (10k $\Omega$ ).  
Operation  
Internal  
batteries.

Attractive two-tone case 7 1/2" x 5 1/2" x 2 1/2".  
Price \$17.10. Carr. 3/8.

**CLASS D WAVEMETERS**



A crystal controlled heterodyne frequency meter covering 1.7-8 Mc/s. Operation on 6V d.c. Ideal for amateur use. Available in good used condition. \$5.10. Carr. 7/8, or brand new with accessories. \$7.10. Carr. 7/8.

**CLASS D WAVEMETERS No. 2**

Crystal controlled. 1.2-19 Mc/s. Mains or 12V d.c. operation. Complete with calibration charts. Excellent condition. \$12.10. Carr. 30/.

**R209 MK II COMMUNICATION RECEIVER**

11 valve high grade communication receiver suitable for tropical use. 1.20 Mc/s on 4 bands. AM/CW/FM operation. Incorporates precision vernier driver, BFO. Aerial trimmer, internal speaker and 12 V d.c. internal power supply. Supplied in excellent condition, fully tested and checked.



£15 Carr. 20/.

**TYPE 13A DOUBLE BEAM  
OSCILLOSCOPES**



An excellent general purpose D/B oscilloscope. T.B. 2 c/s-750 Mc/s. Bandwidth 5-5 Mc/s. Sensitivity 30 mV/CM. Operating voltage 0/230/200/250 V. a.c. Supplied in excellent working condition. \$22.10. Carriage 30/.



**MARCONI CT44/  
TF956 AF  
ABSORPTION  
WATTMETER**

1  $\mu$ watt to 6 watts.  
\$20. Carr. 20/.


**BOLARTRON CD. 7182 DOUBLE BEAM  
OSCILLOSCOPES. D.C. to 9 Mc/s. Perfect  
order. \$25. Carr. 50/.**

**TO-2 PORTABLE  
OSCILLOSCOPE**

A general purpose low cost economy oscilloscope for everyday use. Bandwidth Y amp. Bandwidth 2 CFS-1 MHz. Input Imp. 2 meg $\Omega$  20 pF. Illuminated scale. 2in. tube. 115 x 130 x 250mm. Weight 8lb. 220/240 V a.c. Supplied brand new with handbook. \$22.10. Carr. 10/.



**TRANSISTORISED L.C.R. A.C.  
MEASURING BRIDGE**



A new portable bridge offering excellent range and accuracy at low cost. Ranges: B. 10-111 meg $\Omega$ . C. Ranges  $\pm$  1%. D. L. 1k $\Omega$  - 1 M $\Omega$ . HENRY'S 6 Ranges -2%. C. 10pF  $\pm$  1110m p.d. Ranges  $\pm$  2%. TURNS RATIO 1:1/1000-1:1100. G Ranges  $\pm$  1%. Bridge voltage at 1.000 cps. Operated from 2 volts. 100 $\mu$ A. Meter indication. Attractive 2 tone metal case. Size 7 1/2" x 5 1/2". \$20. P. & F. 5/.


**UMR-30 4-BAND COMMUNICATION  
RECEIVER**

Covering 550 Kcs-30 Mc/s. Incorporates BFO. Built-in speaker and phone jack. Metal cabinet. Operation 220/240V. a.c. Supplied brand new, guaranteed with instructions. Carr. 7/8




13 gns.

**TRIO JR-310 NEW AMATEUR BAND  
10-80 METER RECEIVER.** In stock.  
\$27.10.0.



**LAFAYETTE SOLID STATE HA800 RECEIVER**  
5 BAND AM/CW/SSB AMATEUR AND SHORT WAVE 150 kc/s-500 kc/s and 560 kc/s-30 Mc/s. F.T. front and 2 mechanical filters. Huge dial. Crystal detector. Variable BFO. Noise limiter. 8 meter. 24in Bandspread. \$30V a.c./12V d.c. neg. earth operation. RF gain control. Size 15in x 9 1/2in x 8 1/2in. Weight 18lb. EXCEPTIONAL VALUE. \$45. Carr. 10/. S.A.E. for full details.



**TRIO COMMUNICATION  
RECEIVER MODEL 9R-85DE**

4 band receiver covering 550Kcs to 30Mc/s. continuous and electrical bandspread on 10, 15, 20, 40 and 80 metres. 8 valve plus 7 diode circuit. 4/8 ohm output and phone jack. 9R-85-CW. ANL. Variable BFO. 8 meter. Sep. bandspread dial. 1F 445Kcs. Audio output 1.3W. Variable RF and AF gain controls. 110/250V A.C. Mains. Beautifully designed. Size: 7 x 15 x 10in. With instruction manual and service data. \$42 Carriage paid.  
**TRIO COMMUNICATION TYPE HEADPHONES** Normally \$5.10.8.  
OUR PRICE \$3.15.0 if purchased with above receiver.

**TRIO JR-500SE 10-80 Metre  
AMATEUR RECEIVER \$65**

**TRIO TS 510 AMATEUR TRANSCIVER  
with speaker and mains P.O.V. \$180**

**VARIABLE TRANSFORMERS**

Input 230V a.c. 50/60Hz. Output variable 0-250V.

**BENCH MOUNTING**

1 amp, \$5.10.0; 2 1/2 amp, \$6.15.0; 6 amp \$9.15.0; 8 amp, \$14.10.0; 10 amp, \$18.10.0; 20 amp, \$37.0.0.


**PANEL MOUNTING**

1 amp, \$5.10.0; 2 1/2 amp, \$6.12.6.

**B.C. 221 FREQUENCY METERS**

Latest release 125kHz to 20MHz. Excellent condition. Fully tested and checked and complete with calibrator charts. \$27.10.0. each, Carr. 10/.

**LAFAYETTE HA.800 6-BAND AMATEUR  
RECEIVER. \$57.10.0. Carr. Paid.**



**RCA COMMUNICATION  
RECEIVER AR88D**

Latest release by ministry BRAND NEW in original cases. 110-250V a.c. operation. Frequency range in 6 Bands. 435Kcs-32Mc/s continuous. Output impedance 2-600 ohms. Incorporating crystal filter, noise limiter, variable BFO, variable selectivity, etc. Price \$85. Carr. \$2.

**LAFAYETTE PF-50 SOLID STATE VHF FM RECEIVER**

A completely new transistorised receiver covering 152-174 Mc/s. Fully tuneable or crystal controlled (not supplied) for fixed frequency operation. Incorporates 4 INTEGRATED CIRCUITS. Built in speaker and illuminated dial. Squelch and volume controls. Tape recorder output. 75 $\mu$  aerial input. Headphone jack. Operation 230V. A.C./12V. D.C. Neg. earth. \$37.10.0. Carr. 10/.



**TELETON MODEL CR 10T AM/FM STEREO TUNER AMPLIFIER**



A new model from Teleton. 31 solid state devices. 4+4 watt output. Inputs for ceramic/crystal cartridge. Frequency range AM 540-1800 KHz FM 88-108 MHz. Automatic FM stereo reception. Stereo indicator. Controls: Tuning, function selector, Tone and R & L volume controls. AFC switch. Stereo headphone socket. Size: 13 1/2" x 3 1/2" x 9 1/2" approx. Price \$34. Carr. 7/6.




**CLEAR PLASTIC PANEL METERS**

First grade quality Moving Coil panel meters.  
Type MR 35F, 1 1/2" square fronts.  
500-0-500 $\mu$ A \$7/6  
1mA ..... \$7/6  
10mA ..... \$7/6  
100mA ..... \$7/6  
150mA ..... \$7/6  
200mA ..... \$7/6  
250mA ..... \$7/6  
300mA ..... \$7/6  
350mA ..... \$7/6  
400mA ..... \$7/6  
500mA ..... \$7/6  
5V. D.C. .... \$7/6  
10V. D.C. .... \$7/6  
15V. D.C. .... \$7/6  
20V. D.C. .... \$7/6  
250mA ..... \$7/6  
100V. D.C. .... \$7/6  
10V. D.C. .... \$7/6  
300V. A.C. .... \$7/6  
500V. A.C. .... \$7/6  
8 meter 1mA. \$21/6  
15V. A.C. .... \$21/6  
100V. D.C. .... \$21/6  
350V. A.C. .... \$21/6  
1000V. D.C. .... \$21/6  
Full range of other sizes in stock. Send a.s.c. for leaflet.

**POWER RHEOSTATS**

High quality ceramic construction. Windings embedded in vitreous enamel. Heavy duty brush wiper. Continuous rating. Wide range exact Single hole fixing. In. dia. shafts. Bulk quantities available.  
**25 WATT.** 10/35/50/100/250/500/1,000/1,500/2,500 or 3,000 ohms. 14/6. P. & F. 1/5.  
**50 WATT.** 10/35/50/100/250/500/1,000 or 1,500 ohms. 15/6. P. & F. 1/5.  
**100 WATT.** 10/35/50/100/250/500/1,000 or 2,500 ohms. 27/8. P. & F. 1/6.

**CRYSTAL CALIBRATORS No. 10**



Small portable crystal controlled wavemeter. Size 7" x 7" x 4". Frequency range 500 Kcs. 10 Mc/s (up to 50 Mc/s on harmonics). Calibrated dial. Power requirements 80 V.D.C. 15mA and 12 V.D.C. 0.3A. Excellent condition. \$9/6. Carr. 7/6.

**T.E.40  
HIGH SENSITIVITY  
A.C. VOLTMETER**



10 meg. input 10 ranges: -01 / 003 / .1 / .3 / 1 / 3 / 10 / 30 / 100 / 300V. R.M.S. 4c/s. 1-2Mc/s. Decibels -40 to +50dB. Supplied brand new complete with leads and instructions. Operation 230V a.c. \$17.10.0. Carr. 5/.

**LELAND MODEL 27 BEAT  
FREQUENCY OSCILLATORS**

Frequency 0-20 Kcs on 2 ranges. Output 500 $\Omega$  or 5k $\Omega$ . Operation 220/250V. A.C. Supplied in perfect order. \$12.10.0. Carr. 10/.



**TE-65 VALVE VOLTMETER**

High quality instrument with 28 ranges. D.c. volts 1.5-1,500V. A.c. volts 1.5-1,500V. Resistance up to 1,000 megohms. 220/240V a.c. operation. Complete with probe and instructions. \$17.10.0. P. & F. 0/.

Additional Probe available. P.F. 42/8. H.V. 60/.

**COSSOR 1049 DOUBLE BEAM  
OSCILLOSCOPES**

D.c. coupled. Band width 1kc/s. Perfect order. \$25. Carr. 30/.

**AM/FM SIGNAL GENERATORS**


Oscillator Test No. 2. A high quality precision instrument made for the ministry by Airtec. Frequency coverage 20-200Mc/s. AM C.W./F.M. Incorporates precision dial, level meter, precision attenuator 1 $\mu$ V-100mV. Operation from 12V d.c. or 0/110/200/250V a.c. Size 13 x 8 1/2 x 9in. Supplied in brand new condition complete with all connectors fully tested. \$45. Carr. 20/.

**RUSSIAN C1-16 DOUBLE  
BEAM OSCILLOSCOPES**

5MHz Pass Band. Separate Y<sub>1</sub>, Y<sub>2</sub> amplifiers. Calibrated triggered sweep from 0-2 $\mu$ s to 100msec/cm. Supplied complete with all accessories and instructions. \$37. Carr. paid.

**EDDYSTONE VHF RECEIVERS MODEL  
770R. 19-165 Mc/s. Excellent condition. \$150**

**TE-15A Transistorised Signal Generator, 5 ranges 400 KHz-30 MHz. An inexpensive instrument for the handyman. Operates on 9v battery. Wide, easy to read scale. 800 kHz modulation. 5 1/2" x 5 1/2" x 3 1/2". Complete with instructions and leads. \$7.10.0. P. & F. 4/.**



**HOSIDEN DH-02S STEREO HEADPHONES**

Wonderful value and excellent performance combined. Adjustable headband. 8 ohm impedance. 20-12,000 cps. Complete with lead and stereo jack plug. ONLY 4/7.8. P. & F. 2/6.



**AUTO TRANSFORMERS**

0/110/230V. Step up or step down. Fully shrouded.  
150V. 23.2.6. P. & F. 2/6  
300V. 23.5.0. P. & F. 3/6  
500V. 24.10.0. P. & F. 0/6  
1,000V. 24.10.0. P. & F. 7/8  
1,500V. 27.19.8. P. & F. 8/6  
7,500V. \$15.10.0. P. & F. 20/.

**G. W. SMITH  
& CO (RADIO) LTD.**

Also see oppo. page



### ARF-100 COMBINED AF-RF SIGNAL GENERATOR



A.F. SINE WAVE 20-200,000 c/s. Square wave 20-30,000 cps. O.F. HIGH IMP. 21V. P/PS00 3-8 V. P.P. TF 100 kc/s-300 Mc/s. Variable R.F. attenuation int/ext. modulation. Incorporates dual purpose probe to monitor AF output and % mod. on R.F. 220/240 V a.c. £32.10.0. Carr. 7/0.

### TE-20D RF SIGNAL GENERATOR



Accurate wide range signal generator covering 120kc/s to 500Mc/s on 6 bands. Directly calibrated. Variable RF attenuator, audio output. Xtal socket for calibration. 220/240V a.c. Size 140 x 215 x 170mm. Brand new with instructions. £15. Carr. 7/6.

### TY75 AUDIO SIGNAL GENERATOR



Sine Wave 20cps to 200kc/s. Square Wave 20cps to 30kc/s. High and low impedance output. Output variable up to 6 volts. 220/240 volts a.c. Size 210 x 150 x 120mm. Brand new with instructions. £18. Carr. 7/6.

### MARCONI TF142E DISTORTION FACTOR METERS

Excellent condition. Fully tested. £50. Carr. 15/-.

### LAFAYETTE TE46 RESISTANCE CAPACITY ANALYSER



2pF-2,000 mfd 2 ohms-200 megohms. Also checks impedance, turns ratio, insulation. 200/250V a.c. Brand new £17.10.0. Carr. 7/6.

### ADVANCE TEST EQUIPMENT

Brand new and boxed in original sealed cartons. **11A. AUDIO SIGNAL GENERATOR.** 15 c/s to 50 Kc/s. Sine wave. Output 600 ohms or 5 ohms. £60.0.0.

**VM79. UHF MILLIVOLT METER.** 100 Kc/s to 1,000 Mc/s. a.c. 10 mV to 0.5 V. D.c. 10 mV to 3V. Current 0-01 µA to 3V. Brand new. Resistance 1 ohm to 10 megohm. £125.0.0.


**TT18. TRANSISTOR TESTER.** Full range of facilities for testing PNP or NPN transistors in or out of circuit. £37.10.0. Carriage 10/- per item.

### TO-3 PORTABLE OSCILLOSCOPE



3in. tube. Y amp. Sensitivity 0.1 p.p./CM. Bandwidth 1.5 cps-1.5 MHz. Input imp. 2 meg Ω 25pF X amp. sensitivity 0.9v. p.p./CM. Bandwidth 1.5 cps-800 KHz. Input imp. 2 meg Ω 20pF. Time base 5 ranges 10 cps-300 KHz. Synchronization. Internal/external. Illuminated scale 140 x 215 x 330 mm. Weight 10½ lb. 220/240V. A.C. Supplied brand new with handbook. £37.10.0. Carr. 10/-.

### TE11. DECADE RESISTANCE ATTENUATOR



Variable range 0-111dB. Connections. Unbalanced T and Bridge T. Impedance 600 Ω range (0-1dB x 10) + (1dB x 10) + 10 + 20 + 30 + 40dB. Frequency: d.c. to 200KHz. Accuracy: 0.05dB. Indication dB ± 0.1. Maximum input less than 4W (50V). Built in 600 Ω load resistance with internal/external switch. Brand new £27.10.0. P. & P. 5/-.

### BELCO DA-20 SOLID STATE DECADE AUDIO OSCILLATOR



New high quality portable instrument. Sine 1Hz to 100KHz. Square 20Hz to 20KHz. Output max. +10dB (10k Ω). Operation 220/240V a.c. Size 215mm x 150mm x 120mm. Price £27.10.0. Carr. 5/-.

# Latest Catalogue

The latest edition giving full details of a comprehensive range of HI FI EQUIPMENT. COMPONENTS, TEST EQUIPMENT and COMMUNICATIONS EQUIPMENT. ... Over 230 pages, fully illustrated and containing thousands of items—many at bargain prices. FREE DISCOUNT COUPONS VALUE 10/-.



SEND NOW—ONLY 7/6 P&P1/6

# GARRARD

FULL CURRENT RANGE OFFERED, BRAND NEW AT FANTASTIC SAVINGS

- |                |          |        |          |
|----------------|----------|--------|----------|
| 1025 stereo    | £7.19.6  | SLT2B  | £35.0.0  |
| 2025T/C stereo | £5.17.5  | AP75   | £16.19.6 |
| 40 MKII stereo | £3.8.0   | SL75   | £25.19.6 |
| 3000 stereo    | £9.19.6  | SL75B  | £23.0.0  |
| SP25 MKII      | £11.9.6  | SL95B  | £33.0.0  |
| SL55           | £11.12.6 | A70/11 | £11.19.6 |
| SL65B          | £14.19.6 | 401    | £25.0.0  |

Carriage 7/6 extra each item.  
TEAK PLINTHS AND PERSPEX COVERS  
1. For SP25, SL65, SL55, 3000, 2025T/C, 2025, 1000. £4.10.0  
2. For AP75, SL75, SL95. £5.19.6  
3. For SP25 etc. to operate with lid in place £5.19.6



Full range of Garrard accessories available.

### SPECIAL OFFERS!

Garrard SP25 fitted Goldring G800 cartridge and wooden plinth. Total list price £22.8.5.  
OUR PRICE £19.15.0. Carr. 10/-  
GOLDRING GL69 fitted Goldring G800 cartridge complete with deluxe base and cover. Total list price £50.16.0.  
OUR PRICE £39. Carr. 20/-.

### RTC 249 4 TRACK TAPE DECK

British made. Speed 11", 31", 7 1/2" P.S. Marriot Heads 7" reel size. Push button controls, fully interlocking. Size 13" x 10" x 1 1/2" above unit plate, 4 1/2" below. Full instructions. £13.19.6. Carr. 7/6.



# MULTIMETERS for EVERY purpose!

**TE-51. NEW 20,000 Ω VOLT MULTIMETER** with overload protection and mirror scale. 0/5/10/20/1,200V a.c. 0/5/10/20/300/3,000V d.c. 0/50µA/1/2/3/300mA d.c. 0/500K/1 megohm. 92.5%. P. & P. 2/6.

**MODEL AS-100D. 100K Ω VOLT.** 5in. mirror scale. Built-in meter protection. 0/3/12/60/120/300/600/1,200V d.c. 0/8/30/120/300/600V a.c. 0/10µA/0/60/300MA/12 Amp. 0/2K/200K/2M/200M Ω. -20 to +17dB. £12.10.0. P. & P. 3/6

**MODEL TE-90 50,000 O.P.V. MIRROR SCALE OVERLOAD PROTECTION** 0/3/12/60/120/300/600/1,200V d.c. 0/5/30/120/300/1,200V d.c. 0-03/60/300MA d.c. 18K Ω / 160K Ω / 1.0/15M Ω. -20 to +63dB. £21.10.0. P. & P. 3/-.

**MODEL TE-70. 30,000 O.P.V.** 0/3/15/60/300/600/1,200V d.c. 0/5/10/20/30/120/600/1,200V a.c. 0/10µA/0/60/300MA/12 Amp. 0/18K/160K/1.5M Ω / 10megohm £15.10.0. P. & P. 3/-.

**MODEL PT-34. 1,000 O.P.V.** 0/10/20/50/100/200/500/1,000V a.c. and d.c. 0/1/100/500 mA d.c. 0/100 K Ω 30/8. P. & P. 7/6.

**TE-800 20,000 Ω VOLT GIANT MULTIMETER** 6in. full view meter. 2 colour scale, overload protection. 0/2.5/10/250/1,000/5,000V a.c. 0/25/125/10/10/250/1,000/5,000V d.c. 0/50µA/110/100/1,000MA/10A d.c. 20K/200K/20M Ω. £15. P. & P. 5/-.

**MODEL TE300 30,000 O.P.V.** Mirror scale, overload protection. 0/0.6/3/15/60/300/1,200V d.c. 0/6/30/120/600/1,200V a.c. 0/30µA/1/6mA/60MA/300MA/600MA. 0/5K/80K/300K/5Meg. -20 to +63dB. £5.19.6. P. & P. 3/-.

**MODEL TE12. 20,000 O.P.V.** 0/0.6/30/120/600/1,200/3,000/6,000V d.c. 1/6/30/120/600/1,200V a.c. 0/60µA/6/90/600MA. 0/5K/600K/5Meg/60 Megohm 0/5PF. 2 MFD £5.19.6. P. & P. 3/6.

**LAFAYETTE 37 Range Super 50,000 O.P.V. V. D.c. Voltmeter.** D.c. Volts 125V-1,000V A.c. Volts 15V-1,000V d.c. Current 25µA-10 Amp. 0 Ohms-0.15 Meg Ω D.c. Overload Protection. £12.10.0. Carr. 3/6.

**SAVE UP TO 33 1/3% ON HI-FI EQUIPMENT**  
Send for discount price list

**AVO CT471A MULTIMETER**  
Battery operated, fully transistorised. Sensitivity 100m Ω/V. Measures AC/DC Voltages 12mV to 1,200V. AC/DC Current 12µA to 1.2 Amp. Resistance 12 ohm to 120 M Ω HF, VHF, UHF. Voltage with multiplier 4v to 400v up to 50 Mc/s. 40mV to 4V up to 1,000 Mc/s. Offered in perfect condition. £55 each. Carr. 16/-.

**TRANSISTORISED TWO-WAY TELEPHONE INTERCOM**  
Operative over amazingly long distances. Separate call and press to talk buttons. 2-wire connection. 1000's of applications. Beautifully finished in ebony. Supplied complete with batteries and wall brackets. £8.19.6. P. & P. 3/6.



**SINCLAIR EQUIPMENT**  
Project 80. Package offers 2 x 230 amplifier, stereo 60 pre-amp, P25 power supply, £19.0.0. Carr. 7/6. Or with P25 power supply, £21. Carr. 7/6. 2 x 230 amplifier, stereo 60 pre-amp, P25 power supply, £21.10.0. Carr. 7/6. Transformer 4 P28, 50/6 extra. Add to any of the above £4.17.6. for active filter unit and £16 for a pair of J16 speakers. All other Sinclair products in stock. 2,000 amplifier, £28. Carr. 7/6. Neoteric amplifier, £48. Carr. 7/6.

### PEAK SOUND PRODUCTS

Full range of Amplifiers, Kits, Speakers in stock.

### SOLID STATE VARIABLE A.C. VOLTAGE REGULATORS

Compact and panel mounting. Ideal for control of lamps, drills, electrical appliances, etc. Input 230/240V a.c. Output continuously variable from 20V to 230V. Model MRP305 5A 69 x 46 mm, £23.7.6. Model MR210 10A 90 x 68 x 60mm, £11.19.6 Postage 2/6.

### HOSIDEN DH04S 2-WAY STEREO HEADSETS

Each headphone contains a 2 1/2in woofer and a 1in tweeter. Built in individual level controls. 8Ω imp. 25-15,000Ω with cable and stereo plug. £5.19.6. P. & P. 2/6.

### RECORDING HEADS

08MCCOED 3-track heads. High imp. record/playback 65/-. Low imp. erase 20/-.  
MAREBOTT 3-track heads. High imp. record/playback 65/-. Low imp. erase 20/-.  
Post extra.

### RACAL MA168 TRANSISTORISED DIVERSITY SWITCH

Brand New Condition £15. Carr. 10/-.

### AMERICAN TAPE

- First grade quality American tapes. Brand new. Discount on quantities.
- |                                |      |
|--------------------------------|------|
| 3in. 230ft. L.P. acetate       | 3/6  |
| 3 1/2in. 600ft. T.P. mylar     | 10/0 |
| 3 1/2in. 600ft. std. plastic   | 8/6  |
| 5in. 900ft. L.P. acetate       | 10/0 |
| 5in. 1,200ft. D.P. mylar       | 15/6 |
| 5 1/2in. 1,200ft. L.P. acetate | 12/6 |
| 5 1/2in. 1,200ft. L.P. mylar   | 16/6 |
| 5 1/2in. 1,800ft. D.P. mylar   | 25/6 |
| 5 1/2in. 2,400ft. L.P. mylar   | 39/6 |
| 7in. 1,200ft. std. acetate     | 12/6 |
| 7in. 1,800ft. L.P. acetate     | 15/6 |
| 7in. 1,800ft. L.P. mylar       | 20/6 |
| 7in. 2,400ft. D.P. mylar       | 25/6 |
| 7in. 3,600ft. T.P. mylar       | 45/6 |
- Postage 2/- . Over 23 post paid.

### TAPE CASSETTES

Top quality in plastic library boxes. C60 60 min 8/6 3 for 24/6 C90 90 min 12/6 3 for 36/6 C120 120 min 15/6 3 for 48/6 Cassette Head Cleaner 1/8. All Post Extra.

# G.W.SMITH & CO. (RADIO) LTD


All Mail Orders to—  
147, Church Street, London, W.2  
Tel: 01-262 6562  
(Trade supplied)  
3, Lisle Street, London, W.C.2 Tel: 01-437 8204  
34, Lisle Street, London, W.C.2 Tel: 01-437 9155  
311, EDGWARE ROAD, LONDON, W.2 Tel: 01-262 0387  
OPEN 9-6 MONDAY TO SATURDAY (EDGWARE ROAD 1/2 DAY THURSDAY)

# R+TV RADIO & TV COMPONENTS (Acton) Ltd.

21d High Street, Acton, London, W.3  
 Also at 323 Edgware Road, London, W.2  
**ALL ORDERS BY POST TO OUR ACTON BRANCH**  
 Terms C.W.O. All enquiries S.A.E.

## Complete Stereo System £41

WITH  
**VISCOUNT F.E.T.**  
 FIELD EFFECT TRANSISTORS  
**AMPLIFIER**



This superb stereo system is a real price breakthrough. It comprises the VISCOUNT F.E.T. Mk. 1 amplifier on which full details are given below, the famous Garrard SP25 Mk. 11 (including teak veneer base and transparent cover) with diamond cartridge or 2025 TC and the very successful DUO type 2 speakers.

Measuring 17 1/2 in x 10 1/2 in x 6 1/2 in, the Duo type 2 speakers are beautifully finished in teak veneer with matching vynair grills. They incorporate a 10 1/2 in x 6 1/2 in drive unit and high frequency speaker, both of which are of 3 ohms impedance. The Duo speaker system is also available separately at

**£66.00** each plus 15/- P. & P.

Complete stereo system **£41** plus £2.10.0 P. & P.



### The Classic

Teak finished case

**£9.10**  
 Plus P. & P. 7/6

#### SPECIFICATION:

Sensitivities for 10 watt output at 1KHz into 3 ohms. Tape Head: 3mV (at 3 i.p.s.) Mag. P.U.: 2mV. Cer.P.U.: 80mV. Tuner: 100mV. Aux. 100mV. Tape/Rec. Output. Equalisation for each input is correct to within +2dB (R.I.A.A.) from 20Hz to 20KHz. Tone Control Range: Bass: 13dB at 60Hz. Treble: ±14dB at 15KHz. Total Distortion: (for 10 watt output) < 1.5%. Signal Noise: < -60dB. A.C. Mains 200-250V. Size 12 1/2 in long, 4 1/2 in deep, 2 1/2 in high. Built and tested.

### THE RELIANT Mk. II

SOLID STATE GENERAL PURPOSE AMPLIFIER

**£7.50** Plus P. & P. 7/6  
 In teak finished case

#### SPECIFICATION:

Output: 10 watts into a 3 ohms speaker. Inputs: (1) for mike (10mV). Input (2) for gram. radio (250mV) individual bass and treble control. Transistors: 4 silicon and three germanium. Mains input: 220/250 volts. Size: 10 1/2 x 4 1/2 x 2 1/2 in. Mk. II £6.10.0 plus 7/6 P. & P. Less teak finished case.

### ELEGANT SEVEN Mk. III (350mW Output)

7-transistor fully tunable M.W.-L.W. Superhet portable. Set of parts. Complete with all components, including ready etched and drilled printed circuit board —back printed for foolproof construction. MAINS POWER PACK KIT: 9/6 extra.

**£5.50** Plus P. & P. 7/6. Circuit 2/6. Free with parts.

### THE DORSET (600mW Output)

7-transistor fully tunable M.W.-L.W. Superhet portable with baby alarm facility. Set of parts. The latest modulated and pre-alignment techniques makes this simple to build. Sizes: 12 x 8 x 3 in. MAINS POWER PACK KIT: 9/6 extra.

**£5.50** Plus P. & P. 7/6. Circuit 2/6. Free with parts.



### The Viscount F.E.T. Mk. I £14.50

Plus 7/6 P. & P.

High fidelity transistor stereo amplifier employing field effect transistors. With this feature and accompanying guaranteed specifications below, the Viscount F.E.T. vastly surpasses amplifiers costing far more.

#### SPECIFICATION

Output per channel—10W rms. Frequency bandwidth 20Hz to 20KHz ±1dB @ 1W. Total distortion @ 1KHz @ 9W 0-5%. Input sensitivities—CER. P.U. 100mV into 3 MΩ; Tuner 100mV into 100KΩ; Tape 100mV into 100kΩ. Overload Factor—Better than 26dB. Signal to noise ratio—70dB on all inputs (with vol. max).

### Mk. II (MAG. P.U.) £15.15.0


Specification same as Mk. I, but with the following inputs: Mag. P.U. CER. P.U. Tuner.

Controls—6 position selector switch (3 pos. stereo and 3 pos. mono), separate vol. controls for left and right channels. Bass ±14dB @ 60Hz; Treble (with D.P.S. on/off) ±12dB @ 10KHz. Tape recording output sockets on each channel.

Size 12 1/2 in x 6 in x 2 1/2 in in teak finished case. Built and tested.

Post & packing 10/- extra. Spec. on Mag. P.U. 3mV @ 1kHz input impedance 47kΩ. Fully equalised to within ±1dB RIAA. Signal to noise ratio—65dB (vol. max).

### 50 WATT AMPLIFIER A.C. Mains 200-250V



**Price £28.10.0**  
 Plus 20/- P. & P.

An extremely reliable general purpose valve amplifier. Its rugged construction yet space age styling and design makes it by far the best value for money.

#### TECHNICAL SPECIFICATIONS

3 electronically mixed channels, with 2 inputs per channel, enables the use of 6 separate instruments at the same time. The volume controls for each channel are located directly above the corresponding input sockets. Sensitivities and Input Impedances. Channels 1 and 2 4mV at 470K. These 2 channels (4 inputs) are suitable for microphone or guitars. Channels 3 and 4 300mV at 1m. Suitable for most high output instruments (gram, tuner, organ, etc.). Input sensitivity relative to 10W output. Tone Controls are common to all inputs. Bass Boost +12dB at 60 Hz/s. Bass Cut -13dB at 60 Hz/s. Treble Boost +11dB at 15 KHz/s. Treble Cut -12dB at 15KHz/s. With bass and treble controls central -3dB points are 30Hz/s and 20 KHz/s. Power output. For speech and music 50 watts rms. 100 watts peak. For sustained music 45 watts rms. 90 watts peak. For sine wave 38.5 watts rms. Nearly 80 watts peak. Total distortion at rated output 3.2% at 1KHz/s. Total distortion at 20 watts 0.15% at 1KHz/s. Negative feed back 20dB at 1KHz/s. Signal to noise ratio 60dB. Mains voltages. Adjustable from 200-250V. A.C. 50-60Hz/s. A protective fuse is located at the rear of unit. Output impedance 3, 8 and 15 ohms.

# LIQUIDATED STOCK

## DANSETTE

### TOURISTE MK3

### CAR RADIO



Beautifully designed to blend with the interiors of all cars. Permeability tuning and long wave loading coils ensures excellent tracking, sensitivity and selectivity on both wave bands. R.F. sensitivity at 1 MHz is better than 8 micro volts. Power output into 3 ohm speaker is 3 watts. Pre-aligned I.F.

module and tuner together with comprehensive instructions guarantees success first time. 12 volts negative or positive earth. Size 7" x 2" x 4 1/2" deep.

Originally sold complete for £15.46

**SET OF PARTS** **£6.6.0** plus 7/6 P. & P.

Circuit diagram 2/6, free with parts  
Speaker, baffle and fixing kit 25/- extra plus 4/- P. & P.  
Postage free when ordered with parts

## RADIO & TV COMPONENTS (ACTON) LTD.

Post orders to:—21d High Street, Acton, London, W.3

Also at 323 Edgware Road, London, W.2

Goods not despatched outside U.K.

Terms C.W.O.

All Enquiries S.A.E.



## DIOTRAN SALES

P.O. BOX 5  
WARE, HERTS  
TEL.: WARE 3442

SIL. G.P. DIODES		10/-
300mW	30	30/-
40PIV (Min.)	100	
Sub-Min.	500	£5
Fully Tested 1,000		£9

Ideal for Organ Builders.

Post and Packing costs are continually rising. Please add 1/- towards same. CASH WITH ORDER PLEASE. GIRO No. 30-102

OVERSEAS QUOTATIONS BY RETURN SHIPMENTS TO ANYWHERE IN THE WORLD

### OVER 2 MILLION SILICON ALLOY & GERM. TRANSISTORS AVAILABLE FOR IMMEDIATE DELIVERY

#### TRANSISTORS

##### Type and Construction

Qty.	Price	Qty.	Price	Qty.	Price	Qty.	Price
100	£3.10	500	£15	1,000	£25	10,000	£200
A 1 Germ. A.F. PNP TO-1	=AC127, NKT773, AC157, ASY86	£1	£3	£5	£40		
A 2 Germ. A.F. PNP TO-5	=AC17-21, NKT237-245	£1	£3	£5	£40		
A 3 Germ. A.F. PNP TO-1	=AC128, NKT771, 2G381	£1	£3	£5	£40		
A 4 Germ. R.F. PNP TO-1	=OC44-45, NKT772/125, ASY54	£1.10	£4.10	£7.10	£60		
A 5 Germ. R.F. PNP TO-5	=2N1303, NKT164-7, 2G301-3	£1.10	£4.10	£7.10	£60		
A 6 Germ. V.H.F. PNP TO-1	=AF116-7, KNT667, 2G417	£3.10	£15	£25	£200		
A 7 Assorted Germ. A.F.-R.F. PNP mixed cans, general purpose	15s.	£2.10	£4	£32			
A 8 Germ. A.F. SO-2 PNP	=2G371-89, ACY27-31, OC71-75	£2	£7.10	£12.10	£100		
A 9 Sil. Alloy PNP TO-5	=2S301-5, BCY17-25, BCY30-34	£2	£7.10	£12.10	£100		
A 10 Sil. Alloy PNP SO-2	=2S321-325, OC200-205	£2	£7.10	£12.10	£100		

A1 to A7 Guaranteed 80% Good usable Transistors ideal for low cost production work and experimental use. A8 to A10 are all perfect devices, factory tested, no open or short circuit Transistors in these lots.

**BRAND NEW FULLY TESTED EPOXY CASE UNIJUNCTION TRANSISTORS.** Type T1S43 and BEN 3000 and replacement for 2N2646. Full data available. LOWEST PRICE AVAILABLE ANYWHERE. 100 off 4/- each = £20; 500 off 3/6 each = £87.10; 1,000 off 3/- each = £150. Sample devices 7/- each on request.

**HIGH QUALITY SILICON PLANAR DIODES.** SUB-MINIATURE DO-7 Glass Type, suitable replacements for OA200, OA202, BAY38, 1S130, 1S940, 200,000 to clear at £4 per 1,000 pieces. GUARANTEED 80% GOOD.

**SILICON PLANAR PLATING TRANSISTORS.** 2N3708A Veb30 Hfe 20-60. All marked, fully tested and guaranteed. 1 off 1/6 each; 100 off 10d. each; 500 off 9d. each; 1,000 off 7 1/2d. each.

**OA90 GERM. DIODES 30PW 45MA DO-7 GLASS.** 30,000 Available New and Coded. Price £3 per 100. £11 per 500. £17 per 1,000 pieces. Once sold cannot be repeated.

**FULLY TESTED DEVICES AND QUALITY GUARANTEED—SURPLUS TO REQUIREMENTS** OA202 Silicon Diode. Fully Coded. 150 PIV 250mA Qty. Price £30 per 1,000 pieces.

02A00 Silicon Diode. Fully Coded. 50PIV 250mA. Qty. Price £25 per 1,000.

BY180 SIL. RECT.'S 800 PIV 550mA. 149 2/6 each; 50-99 2/3 each; 100-999 2 - each; 1,000 up 1/10 each. Fully Coded. Use Qty.

#### PLASTIC PNP SILICON TRANSISTORS.

Manufacturers' seconds from 2N3702-3 family. Ideal cheap trans. for manufacturing, etc. £8.0.0.—500, £13.10.0—1,000 pieces.

#### PLASTIC NPN SILICON TRANSISTORS.

Manufacturers' seconds from 2N3707-3711 family. Ideal cheap trans. for manufacturing, etc. £7.10.0—500, £12.0.0—1,000 pieces.

**TO-18 METAL CAN PNP SILICON PLANAR TRANS.** High quality, 99% good. Type similar to 2N2906-7, BC186-7, BCY70-1-2, £9 per 500. £15 per 1,000 pieces.

**TOP HAT RECTIFIERS.** All good. No short or open circuit devices. Voltage range 25-400PIV, 750mA. £3 per 100, £12.10.0 per 500.

**S.C.R.'s 16AMP (unplated)**  
1-24 25-99 100 up  
100PIV, 9/6 7/6 6/-  
400PIV, 14/- 12/- 10/-  
All tested perfect functional devices guaranteed.

### 1/6 TESTED TRANSISTORS 1/6 each

ONE PRICE ONLY PNP, NPN, SILICON PLANAR 1/6 EACH				
BC108	2N696	2N1132	2N2220	2S733
BC109	2N697	2N1613	2N3707	2N3391
BFY50	2N706	2N1711	2N3711	T1S44
BFY51	2N708	2N2904	2S102	2N2906
BFY84	2N929	2N2905	2S103	2N2907
BFY86	2N930	2N2924	2S104	2N2696
BFY88	2N1131	2N2926	2S732	2N3702
				2N3703

From Manufacturers' Over-runs—Unmarked Plastic and Metal cases. Devices similar to above Nos.

### GERM. PNP AND NPN TRANSISTORS FULLY TESTED, UNMARKED SIMILAR TO 1/6 EACH

AC125	ACY22	ACY36	NKT677	OC81	2G381
AC126	ACY27	NKT141	NKT773	OC82	2G382
AC127	ACY28	NKT142	NKT773	2G301	2G399A
AC128	ACY29	NKT212	OC44	2G302	
AC130	ACY30	NKT213	OC45	2G303	
ACY19	ACY31	NKT214	OC71	2G308	
ACY20	ACY34	NKT215	OC72	2G371	
ACY21	ACY35	NKT271	OC75	2G374	

### POWER TRANSISTORS

OC25	OC35	NKT403	ASZ17	
OC26	AD130	NKT404	T13027	5/-
OC28	AD140	NKT405	T13028	each
OC29	AD149	NKT452	T13029	

Manufacturers' Surplus Germ. A.F. All similar to above.

### TRANSISTOR EQVT. BOOK

2,500 cross references of transistors—British, European, American and Japanese. A must for every transistor user. Distributed by DIOTRAN SALES. 15/- EACH.

### TEXAS 2G371 A/B EQVT. OC71 GERM. GEN. PURPOSE TRANS.

1-99	...	1/6
100-999	...	1/3
500-999	...	1/-
1000 up	...	9d.

All Brand New and Coded.

Vast mixed lot of subminiature glass diodes. Comprising of Silicon, Germ., Point Contact and Gold Bonded types plus some Zeners. 500,000 available at Lowest of Low Price. 1,000 pieces £3.0.0, 5,000 pieces £13.10.0, 10,000 pieces £23.

# Build working radio receivers and electronic circuits in an evening



## Beginner or advanced student — you learn fast with Radionic kits

Circuits work first time with the Radionic 'no soldering' method. With the X30 kit, build 33 experiments: a printed circuit transistor radio, burglar alarm, morse code buzzer etc.

The more advanced kits are suitable for G.C.E., City and Guilds, National Certificate and higher. Every set includes construction notes and all circuit diagrams.

It's so easy for you to build and learn because you construct circuits that resemble the theoretical diagram. Re-use components easily, too — they're screw-in-mounted.

Send off this coupon today.

**TO: RADIONIC PRODUCTS LTD.,** P.E.1  
**St. Lawrence House, Broad Street, Bristol BS1 2HF**  
 Please send me full details of all Radionic Kits/please send me one Radionic Kit X30, for which I enclose £7 19s. 6d.  
 (delete where inapplicable)

Name \_\_\_\_\_

Address \_\_\_\_\_



## Kinver for Components

### SILICON TRANSISTORS FOR HIGH QUALITY EQUIPMENT

BC107	3/3	BD123	24/3	TIP32A	23/-	2N3055	15/9
BC108	3/-	BDY20	24/3	T1844	1/0	2N3702	3/3
BC109	3/3	BF184	7/0	T1849	2/6	2N3703	3/3
BC108	7/0	BF104	7/-	T1850	3/0	2N3704	3/9
BC182L	3/-	BFX29	9/6	2N696	4/6	2N3705	3/3
BC183L	2/6	BFX84	6/8	2N697	5/-	2N3707	2/3
BC184L	3/-	BFX85	8/8	2N700	3/-	2N3708	2/6
BC212L	3/9	BFY80	4/6	2N1132	10/9	2N3819	7/0
BC213L	3/0	BFY51	4/2	2N2906	13/-	2N3820	15/9
BC214L	4/-	BFY52	5/-	2N2924	4/4	2N3826	5/11
BCY70	4/9	BSY95A	3/9	2N2925	5/8	2N4058	4/6
BCY71	2/6	MJ481	27/-	2N2926	2/9	2N4059	3/6
BCY72	4/-	MJ491	29/6	2N3053	6/6	2N5457	9/9
RD121	17/3	TIP31A	17/-				

### 1 WATT AMPLIFIER MODULE TYPE PCMI

This amplifier unit is a printed circuit module incorporating the popular and well tried PA234 i.c. amplifier. The unit is a complete AUDIO AMPLIFIER and requires no external components, you simply connect an 18 volt power supply and a 15 or 16 ohm speaker or head phone, even the supply smoothing capacitor and the output capacitor are included! The overall dimensions, including capacitors are 2 1/2" x 3 1/2" x 1/2". The input for 1 watt output at 1kHz is typically 300mV into 100 kohms. This unit is available at only 36/- net complete with descriptive leaflet or 70/- net per pair. Send for free leaflet.

### ELECTRONIC COMPONENTS IN THE WEST MIDLANDS

A wide range of components are available from stock for CALLERS, including the following:  
**RESISTORS** (includes 5% 1 watt, High slabs at only 2d. each in 100 + quantities of MIXED values of your choice in the E12 series from 10 ohm to 10 Mohm).  
**CAPACITORS** (includes Polyesters, polystyrene, metallised film, miniature electrolytics, silver mica),  
**SEMICONDUCTORS** (includes integrated circuits, transistors, diodes, rectifiers).  
**PLUS ALL** the usual components such as plugs and sockets, pots, Veroboard, etc.

**WE ARE AN INTERNATIONAL RECTIFIER SEMICONDUCTOR CENTRE**  
 Mail order, 1/6 P. & P. per order inland, Overseas at cost, min. 10/-, Open 9.00 a.m. to 12.00 p.m. 2.00 p.m. to 5.00 p.m. Weekdays, 9.00 a.m. to 12.00 p.m. Saturdays

**ELECTRONICS LTD**  
**Kinver**

STONE LANE KINVER  
 STOURBRIDGE WORCS  
 Telephone KINVER 2099

## YATES ELECTRONICS

### RESISTORS

High stability carbon film. Very low noise. 0.5 watt 5% 4.7Ω to 2.2MΩ 2d each. 0.5 watt 10% 4.7Ω to 10MΩ 2d each. 2 watt 20% 100Ω to 100kΩ 10d each.

### DEVELOPMENT PACK

0.5 watt 5% resistors 5 off each value 4.7Ω to 1MΩ.

325 resistors E12 series 50/-, 650 resistors E24 series 100/-.

### MULLARD POLYESTER CAPACITORS — 10%

400V: 0.001μF, 0.0015μF, 0.0022μF, 0.0033μF, 0.0047μF, 6d. 0.0068μF, 0.01μF, 0.015μF, 0.022μF, 0.033μF, 7d. 0.047μF, 9d. 0.068μF, 0.1μF, 10d.

160V: 0.01μF, 0.015μF, 0.022μF, 0.033μF, 0.047μF, 0.068μF, 7d. 0.1μF, 9d.

0.15μF, 0.22μF, 11d. 0.33μF, 13d. 0.47μF, 14d. 0.68μF, 23d. 1.0μF, 21d.

250V: P.C. mounting miniature ±20%: 0.01μF, 0.015μF, 0.022μF, 7d. 0.033μF, 9d. 0.047μF, 0.068μF, 8d. 0.1μF, 9d. 0.15μF, 0.22μF, 11d. 0.33μF, 14d.

### MYLAR FILM CAPACITORS

100V: 0.001μF, 0.002μF, 0.005μF, 0.01μF, 0.02μF, 6d. 0.05μF, 0.1μF, 8d.

### CAPACITOR DEVELOPMENT PACK

Selection of ceramic and polyester capacitors 100pF to 0.1μF. Total 100 capacitors, £2.18.0.

### MINIATURE ELECTROLYTIC CAPACITORS

50μF 6V 16μF 10V 10μF 12V 40μF 6V 16μF 40V

100μF 6V 64μF 10V 16μF 12V 6.4μF 25V 50μF 40V

200μF 6V 125μF 10V 50μF 12V 25μF 25V 2.5μF 64V

320μF 6V 200μF 10V 10μF 12V 8μF 40V 10μF 64V

1/- each.

250μF 12V, 100μF 40V 1/6. 1000μF 25V 6/-, 2500μF 25V 9/-, 500μF 50V 5/-, 1000μF 50V 8/-.

### CERAMIC DISC CAPACITORS

110pF, 150pF, 220pF, 270pF, 330pF, 470pF, 560pF, 680pF, 1000pF, 2000pF, 5000pF, 10,000pF, 5d each.

### GANGED STEREO POTENTIOMETERS

1/2 watt carbon track 5kΩ +5kΩ to 1MΩ +MΩ log or linear, 8/- each.

### SKELETON PRE-SET POTENTIOMETERS

Linear: 100, 250, 500 ohms and decades to 5M ohm ±20% ≤250kΩ, ±30%.

—250kΩ. Horizontal or vertical P.C. mounting (0-1 matrix).

Miniature 0.3 watt 1/- each.

Sub-miniature 0.1 watt 10d each.

### SILICON RECTIFIERS

BY236 800V 0.8 amp 3/- each. BY237 1250V 0.8 amp 3/6 each.

### VEROBOARD

21 x 33 0-15 Matrix 0-1 Matrix Pin Insertion tool 0-15 Matrix 0-1 Matrix

3/3 3/3 Pkt. 36 pins 3/6 3/6

32 x 5 3/9 3/9 Spot face cutter 7/6 7/6

32 x 33 3/9 3/9

32 x 5 5/3 5/3

17 x 32 14/6 —

C.W.O. please, 1/6 post and packing on orders under £1.

Export Enquiries welcome

**YATES ELECTRONICS (FLITWICK) LTD.**

29 LYALL CLOSE, FLITWICK, BEDS.

# BI-PRE-PAK LIMITED

## FULLY TESTED AND MARKED

AC107	3/-	OC170	3/-
AC126	2/6	OC171	4/-
AC127	3/6	OC200	3/6
AC128	2/6	OC201	7/-
AC176	5/-	2G301	2/6
AC177	3/-	2G303	2/6
AF114	4/-	2N711	10/-
AF115	3/6	2N1302-3	4/-
AF116	3/6	2N1304-5	5/-
AF117	3/6	2N1306-7	6/-
AF239	12/6	2N1308-9	8/-
AF186	10/-	2N3844A	5/-
AF139	10/-	<b>Power Transistors</b>	
BFY50	4/-	OC20	10/-
BSY25	7/6	OC23	10/-
BSY26	3/-	OC25	8/-
BSY27	3/-	OC25	8/-
BSY28	3/-	OC26	5/-
BSY29	3/-	OC28	7/6
BSY95A	3/-	OC35	5/-
OC41	2/6	OC36	7/6
OC44	2/6	AD149	10/-
OC45	2/6	AUY10	30/-
OC71	2/6	25034	10/-
OC72	2/6	2N3055	15/-
OC73	3/6	<b>Diodes</b>	
OC81	2/6	AA42	2/-
OC81D	2/6	OA95	2/-
OC83	4/-	OA79	1/9
OC139	2/6	OA81	1/9
OC140	3/6	IN914	1/6

**FREE!**  
PACKS OF YOUR OWN CHOICE UP TO THE VALUE OF 10/- WITH ORDERS OVER £4

## SURPLUS INTEGRATED CIRCUITS

These are brand new genuine surplus stocks, marked and guaranteed to full makers' specification and not re-marked rejects.

NE800A	Single 8 1/2 Nand Gate TTL	7/-
NE816A	Dual 4 1/2 Nand Gate TTL	7/-
NE825A	D.C. Clocked J-K Flip-Flop TTL	17/6
NE840A	Dual 4 1/2 Exclusive OR Gate TTL	7/-
NE855A	Dual 4 Power Gate TTL	7/-
NE870A	Triple 3 1/2 Nand TTL	7/-
NE880A	Quad 2 Nand TTL	7/-
SP616A	Dual 4 Nand Gate DTL	7/-
SP631A	Quad 2 1/2 Gate Expander DTL	7/-
SP670A	Triple 3 Nand Gate DTL	7/-
SP806A	Dual 1/2 Expander TTL	7/-
SP808A	Single 8 1/2 Nand Gate TTL	7/-
SP816A	Dual 4 1/2 Nand Gate TTL	7/-
SP825A	D.C. Clocked J-K Flip-Flop TTL	17/6
SP840A	Dual 4 1/2 Exclusive OR Gate TTL	7/-
SP855A	Dual 4 Power Gate TTL	7/-
SP870A	Triple 3 1/2 Nand TTL	7/-
SP880A	Quad 2 1/2 Nand TTL	7/-
NE500K	Video Amplifier	40/-
NE501K	Video Amplifier 40MHz	40/-
NE8061	Dual 4 1/2 Expander TTL	7/-
NE8081	Single 8 1/2 Nand Gate TTL	7/-
NE8161	Dual 4 1/2 Nand Gate TTL	7/-
NE8251	D.C. Clocked J-K Flip-Flop TTL	17/6
NE8401	Dual 4 1/2 Exclusive OR Gate TTL	7/-
NE8551	Dual 4 Power Driver TTL	7/-
NE8801	Quad 2 1/2 Nand TTL	7/-
ST620A	J-K Flip-Flop DTL	17/6
ST659A	Dual 4 Buffer/Driver DTL	7/-

Suffix A=DIP 14 lead; K=10 lead TO5; J=Flat pack.

## NEW TESTED AND GUARANTEED PAKS

B2	4	Photo Cells, Sun Batteries, 0.3 to 0.5V, 0.5 to 2mA.	10/-
B77	2	AD161-AD162 NPN/PNP Trans. Comp. Output. Pair	10/-
B81	10	Reed Switches, mixed types large and small	10/-
B89	2	5P5 Light Sensitive Cells, Light Res. 400Ω Dark 1MΩ	10/-
B91	8	NKT163/164 PNP Germ. TO-5 equivalent to OC44, OC45	10/-
B92	4	NPN, Sil. Trans. A06=BSX20, 2N2369 500 MHz, 360mW	10/-
B93	5	GET113 Trans. equiv. to ACY17-21 PNP Germ.	10/-
B96	5	2N3136 PNP Sil. Trans. TO-18, HFE 100-300 I.C. 600mA, 200 MHz	10/-
B98	10	XB112 and XB102 equiv. to AC126, AC156, OC81/2, OC71/2, NKT271, etc.	10/-
H4	250	Mixed Resistors. Post and Packing 2/-	10/-
H7	40	Wirewound Resistors. Mixed types and values. Postage 1/6	10/-
H8	4	BY127 Sil. Recs 1000 PIV. 1 amp. plastic	10/-
H9	2	OC71 Light Sensitive Photo Transistor	10/-

## RETURN OF THE UNBEATABLE P.1 PAK. NOW GREATER VALUE THAN EVER

FULL OF SHORT LEAD SEMICONDUCTORS AND ELECTRONIC COMPONENTS, APPROX. 170. WE GUARANTEE AT LEAST 30 REALLY HIGH QUALITY FACTORY MARKED TRANSISTORS PNP AND NPN, AND A HOST OF DIODES AND RECTIFIERS MOUNTED ON PRINTED CIRCUIT PANELS, IDENTIFICATION CHART SUPPLIED TO GIVE SOME INFORMATION ON THE TRANSISTORS.

PLEASE ASK FOR PAK P.1 ONLY 10/-  
2/- P. & P. on this Pak.

## LOOK! TRANSISTORS ONLY 6d EACH

TYPE A	TYPE B	TYPE E
PNP SILICON TO-5 CAN	PNP SILICON PLASTIC ENCAPSULATION	PNP GERMANIUM FULLY MARKED AND TESTED.
SPEC:— ICER AT VCE=20v 1mA MAX. HFE 15-100 THESE ARE OF THE 25300 TYPE WHICH IS A DIRECT EQUIVALENT TO THE OC200/205 RANGE	SPEC:— ICER AT VCE=10v 1mA MAX HFE 10-200 THESE ARE OF THE 2N3702/3 AND 2N4059/62 RANGE	AF. or RF. PLEASE STATE ON ORDER

## NEW UNMARKED UNTESTED PAKS

B78	12	Integrated Circuits, Data and Circuits of types, supplied with orders	10/-
B80	8	Dual Trans. Matched O/P pairs NPN, Sil. in TO-5 can	10/-
B82	10	OC45, OC81D and OC81 Trans. Mullard glass type	10/-
B83	200	Trans. manufacturer's rejects all types NPN, PNP, Sil. and Germ.	10/-
B84	100	Silicon Diodes DO-7 glass equiv. to OA200, OA202	10/-
B66	150	High quality Germ. Diodes, Min. glass type	10/-
B86	50	Sil. Diodes sub. min. IN914 and IN916 types	10/-
B87	100	Germ. PNP Trans. equiv. to OC44, OC45, OC81, etc.	10/-
B88	50	Sil. Trans. NPN, PNP, equiv. to OC200/1, 2N706A, BSY95A, etc.	10/-
B60	10	7 Watt Zener Diodes Mixed Voltages	10/-
H5	16	1 Amp. Plastic Diodes 50-1000 Volts	10/-
H6	40	250mW, Zener Diodes DO-7 Min. Glass Type	10/-

Make a Rev. Counter for your Car. The 'TACHO BLOCK'. This encapsulated block will turn any 0-1mA meter into a linear and accurate rev. counter for any car. **20/- each**

## FREE CATALOGUE AND LISTS FOR:—

**ZENER DIODES  
TRANSISTORS, RECTIFIERS  
FULL PRE-PAK LISTS  
& SUBSTITUTION CHART**

MINIMUM ORDER 10/- CASH WITH ORDER PLEASE. Add 1/- post and packing per order. OVERSEAS ADD EXTRA FOR AIRMAIL.

**P.O. RELAYS 8 FOR**  
Various Contacts and Coil Resistances. No individual selection. Post & Packing 5/- **20/-**

**SPECIAL OFFER**  
**GERMANIUM BRIDGE RECTIFIERS**  
**GEX 541 FINNED**

SINGLE PHASE 12 Amp. 48 Volts  
THREE PHASE 18 Amp. 74 Volts

Ideal for Battery Chargers or Power Units

Offered at fraction of makers cost Only 12/6 Each  
Post & Packing 2/6

## FREE! A WRITTEN GUARANTEE WITH ALL OUR TESTED SEMICONDUCTORS

**BI-PRE-PAK LTD** DEPT. A, 222-224 WEST ROAD, WESTCLIFF-ON-SEA, ESSEX  
TELEPHONE: SOUTHEND (0702) 46344

# LOOK!

## PRACTICAL!

## VISUAL!

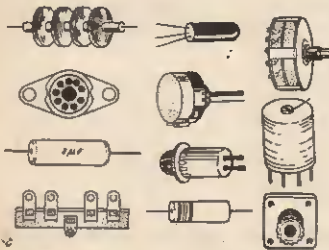
## EXCITING!



a new 4-way method of mastering  
**ELECTRONICS**  
by doing — and — seeing . . .


### 1 ▶ OWN and HANDLE a

complete range of present-day **ELECTRONIC PARTS and COMPONENTS**



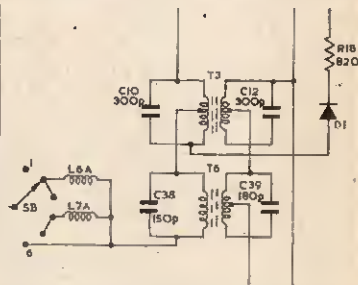
### 2 ▶ BUILD and USE

a modern and professional **CATHODE RAY OSCILLOSCOPE**



### 3 ▶ READ and DRAW and

**UNDERSTAND CIRCUIT DIAGRAMS**



### 4 ▶ CARRY OUT OVER 40 EXPERIMENTS ON BASIC ELECTRONIC CIRCUITS AND SEE HOW THEY WORK . . . INCLUDING . . .

- VALVE EXPERIMENTS
- TRANSISTOR EXPERIMENTS
- AMPLIFIERS
- OSCILLATORS
- SIGNAL TRACER
- PHOTO ELECTRIC CIRCUIT
- COMPUTER CIRCUIT
- BASIC RADIO RECEIVER
- ELECTRONIC SWITCH
- SIMPLE TRANSMITTER
- A.C. EXPERIMENTS
- D.C. EXPERIMENTS
- SIMPLE COUNTER
- TIME DELAY CIRCUIT
- SERVICING PROCEDURES

This new style course will enable anyone to really understand electronics by a modern, practical and visual method—no maths, and a minimum of theory—no previous knowledge required. It will also enable anyone to understand how to test, service and maintain all types of Electronic equipment, Radio and TV receivers, etc.

**FREE** POST NOW  
for  
BROCHURE

or write if you prefer not to cut page

To: **BRITISH NATIONAL RADIO SCHOOL, READING, BERKS.** Please send your free Brochure, without obligation, to: *we do not employ representatives*

NAME..... BLOCK CAPS

ADDRESS..... PLEASE P.E.8

Editor F. E. BENNETT Assistant Editor M. A. COLWELL Editorial Assistants D. BARRINGTON G. GODBOLD M. KENWARD  
Art Editor J. D. POUNTNEY Technical Illustrators J. A. HADLEY P. A. LOATES  
Advertisement Manager D. W. B. TILLEARD

## FINE ART

INDUSTRIAL Art has become a recognised subject for comment and serious study. But surprisingly, electronic engineering is not given the amount of attention it would seem to deserve. At first, it may seem a trifle absurd to consider electronic hardware in terms of art. Yet there is a beauty of form and colour in many a humble mass produced component, and intricate patterns pleasing and attractive to the eye are composed by electronic assemblages making up severely functional equipment. No matter how practical and down-to-earth we may be, there is no reason why we should be blind to this aesthetic quality.

But this incidental, or accidental, art of the component manufacturer and the wireman is concealed from lay eyes by sombre metallic shrouds or wooden caskets which have for long been deemed the right and proper housing for much electronic equipment. For the general user, the outward sign of electronics is limited to the appendages mounted on a control panel. Notwithstanding the good styling of these adjuncts, and the obvious thought which is bestowed upon their arrangement, such items are not representative of the true "electronic art" which exists within.

Look again at those delicate nerve-like systems traced by multi-coloured leads of a cableform; at the variety of maze patterns provided by printed circuit boards; and at the mosaics built up from resistors and capacitors variegated not only in hue and shape but in their disposition, and those tiny semiconductor devices whose jewel-like resemblance is often most striking.

Here one would have thought is wealth indeed for artist and sculptor alike to contemplate and adopt for their particular purposes—with tremendous effect. In contrast, how pitiful are certain works of art that some of our artistic contemporaries have presented to the public gaze as representative of, or inspired by, electronic technology!

The moral would seem to be this. If electronics is to have an influence in the world of art commensurate with its great impact in strictly practical matters, it must reveal more to the public eye. Maybe some drastic rethinking by industrial designers and engineers is overdue. Why not make certain domestic equipments living works of art by using transparent cases; or even encapsulating complete assemblies in blocks of transparent resin. And why not think in terms of less conventional shapes for the complete equipment. Flexible printed circuits and wiring boards could free designers from the limitations of the commonplace rectangular box; would not spherical forms be more appropriate for the space age?

F.E.B.

## THIS MONTH

### CONSTRUCTIONAL PROJECTS

ANEMOMETER	606
OSCILLOSCOPE CALIBRATOR	627
DECIMAL CURRENCY CONVERTER	638
TRANSISTOR D.C. MULTIMETER	649

### SPECIAL SERIES

MAKING THE MOST OF LOGIC I.C's—2	643
----------------------------------	-----

### GENERAL FEATURES

ANALYTICAL ELECTRON MICROSCOPE	614
--------------------------------	-----

### BEGINNERS

PROJECT BUILDING	620
METRONOME	622
THIS WAY TO ELECTRONICS—5	632

### NEWS AND COMMENT

EDITORIAL	605
PRACTICAL ELECTRONICS!	613
SPACEWATCH	624
BOOK REVIEWS	631
POINTS ARISING	635
ELECTRONORAMA	636
MARKET PLACE	657

*Our September issue will be published on Friday, August 14*

© IPC Magazines Limited 1970. Copyright in all drawings, photographs and articles published in PRACTICAL ELECTRONICS is fully protected, and reproduction or imitations in whole or part are expressly forbidden. All reasonable precautions are taken by PRACTICAL ELECTRONICS to ensure that the advice and data given to readers are reliable. We cannot, however, guarantee it, and we cannot accept legal responsibility for it; Prices quoted are those current as we go to press. Subscription Rates including postage for one year, to any part of the world, 45s.  
Editorial and advertisement offices: Fleetway House, Farringdon St., London, E.C.4. Phone 01-236 8080

# ANEMOMETER

By J.S.HAGGIS

FOR anyone interested in meteorology, sailing, or just wind speed, the cost of an anemometer is rather high. When the author's son became interested in meteorology, an anemometer was required, so one was constructed using readily available components.

Many commercial remote anemometers work on the a.c. generator principle, that is the faster the generator armature is rotated by the wind force on the anemometer cups, the greater the voltage produced. This has the disadvantage of not giving a linear output, with the consequent difficulty of meter scale production. It also requires about a 5 m.p.h. wind to overcome the resistance of the magnetic poles of the generator before the cups will start to rotate.

With the anemometer described, wind speeds of less than 5 m.p.h. can also be measured, and the scale is linear. The design is suitable for use on sailing yachts, and details are given on how to run the unit from the boat's power supply.

If three anemometer cups are arranged to rotate freely in the wind, and a disc with a number of holes around the periphery is fixed to a shaft being driven by the cups, the holes can be counted as they revolve with the aid of a light source and a phototransistor. This count can then be made to register on a meter.

## CIRCUIT DESCRIPTION

When the holes in the rotating disc pass over the phototransistor, light is allowed to fall on the phototransistor (TR1) from the light source, producing a pulse at the collector of TR1 as indicated in Fig. 1, the circuit diagram of the anemometer. The pulse is

squared off by transistors TR2 and TR3 which form a Schmitt trigger. The pulse is then differentiated by C2 and R8 to trigger transistors TR4 and TR5 which constitute a monostable. It is arranged by the selection of C2, that the monostable is in its unstable state for 3 milliseconds. This timing is such that at a wind speed of 100 m.p.h. (higher than one hopes to experience) the monostable has time to return to its stable state before the next pulse.

The time of 3 milliseconds is selected to correspond to the disc and hole size described in this article, and any increase or decrease in disc or hole size will have to be compensated for. Meter M1 integrates the 3 millisecond pulses which vary in frequency, but are all of the same duration.

At wind speeds of less than 5 m.p.h. the pulses are detectable on the meter as fluctuation of the needle. The fluctuation can be reduced by fitting a 100µF capacitor (C3) across meter M1; this does not completely eliminate the pulsing, so at very low speeds one can check that the system is not missing pulses by observing a regular flick on the meter.

## CIRCUIT POWER SUPPLY

It is essential for consistent reliability to have a good stabilised power supply. The mains power supply in Fig. 2, is stabilised with the aid of the Zener diode D7. It incorporates a series resistor which provides overload protection. When the anemometer is to be used from a 12 volt or 24 volt battery the supply for lamp and circuitry can be as shown in Figs. 3 and 4; all resistors used in these two circuits are wirewound types.

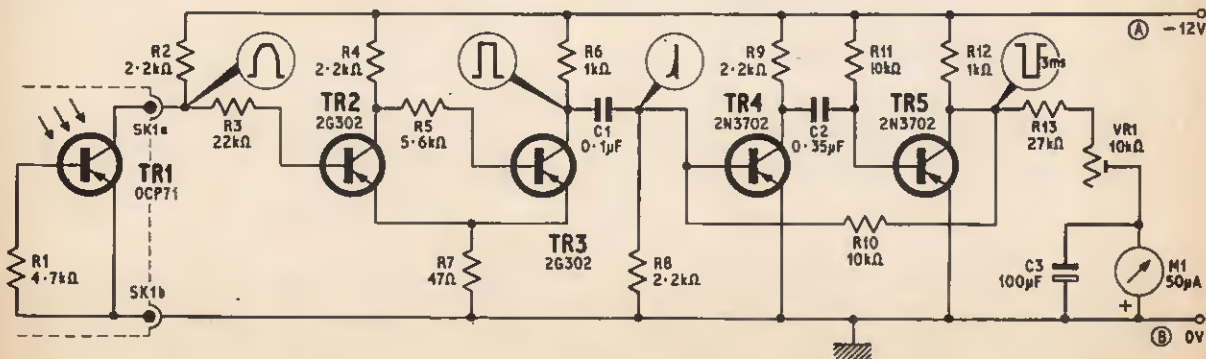



Fig. 1. Circuit diagram of the basic anemometer





As can be seen from Fig. 3 the supply circuit for a 12 volt battery only provides 10 volts d.c. to the anemometer circuit. This is so that stabilisation of the 12 volt input can be effected by R2 and D1, the lower voltage will not affect circuit operation providing that the instrument is calibrated at the lower voltage, and not used at a higher voltage afterwards.

### LAMP POWER SUPPLY

A 6.5 volt 0.3 amp bulb is used to illuminate TR1; the voltage on the bulb should be kept as low as possible to increase bulb life. A mains operated circuit for the bulb supply is given in Fig. 5. A good d.c. supply must be used or the anemometer will be unreliable in operation.

The value of R1 Fig. 3, or R1 and R2 Fig. 4, or R14 Fig. 5, depends on the length of wire used to carry the supply to the anemometer; in most cases this will be many yards, therefore an appreciable volt drop can be expected. Bearing in mind the need to keep the bulb voltage as low as possible, the appropriate resistor must have to be slightly adjusted in value, as explained later.

### CIRCUIT CONSTRUCTION

The circuit is assembled on a printed circuit board, details of which are given in Fig. 6. Layout is not critical, but that detailed has proved successful. If the

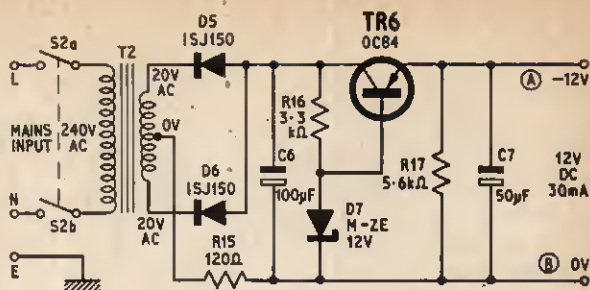


Fig. 2. Mains power supply circuit for the anemometer circuit

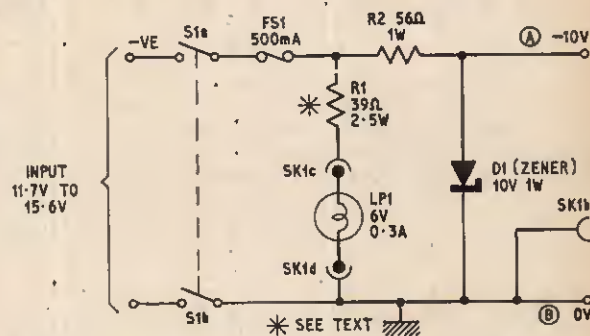


Fig. 3. Power supply to operate the anemometer circuit and lamp from a 12V battery

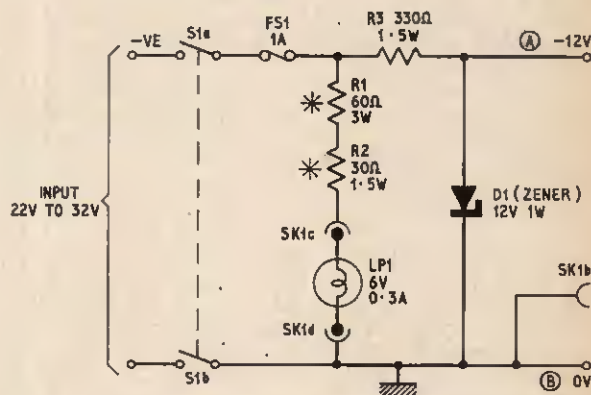


Fig. 4. Power supply to operate the anemometer circuit and lamp from a 24V battery

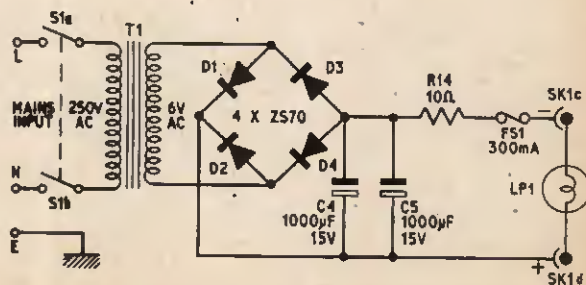



Fig. 5. Mains power supply circuit for the lamp



## ANEMOMETER CIRCUIT WIRING



## COMPONENTS . . .

### Resistors

R1	4.7k $\Omega$
R2	2.2k $\Omega$
R3	22k $\Omega$
R4	2.2k $\Omega$
R5	5.6k $\Omega$
R6	1k $\Omega$
R7	47 $\Omega$
R8	2.2k $\Omega$
R9	2.2k $\Omega$
R10	10k $\Omega$
R11	10k $\Omega$
R12	1k $\Omega$
R13	27k $\Omega$

All  $\frac{1}{4}$ W, 10% carbon

### Capacitors

C1	0.1 $\mu$ F polyester
C2	0.35 $\mu$ F polyester (0.1 $\mu$ F and 0.25 $\mu$ F in parallel)
C3	100 $\mu$ F elect. 12V

### Transistors

TR1	OCP71 (phototransistor)
TR2	2G302
TR3	2G302
TR4	2N3702
TR5	2N3702

### Miscellaneous

VR1	10k $\Omega$ skeleton preset potentiometer
M1	50 $\mu$ A moving coil meter
SK1	Miniature sealed four pin plug and socket

Copper clad s.r.b.p. board  $4\frac{1}{2}$ in  $\times$  2in

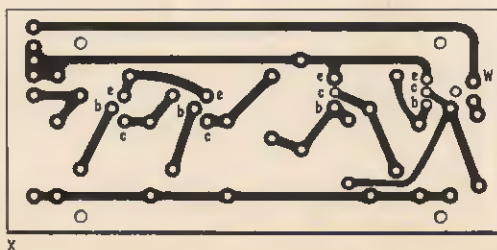
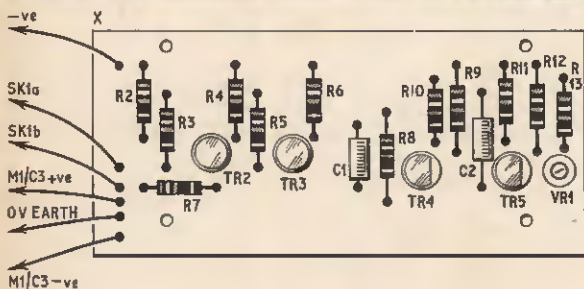


Fig. 6. Layout of the anemometer circuit on a printed circuit board

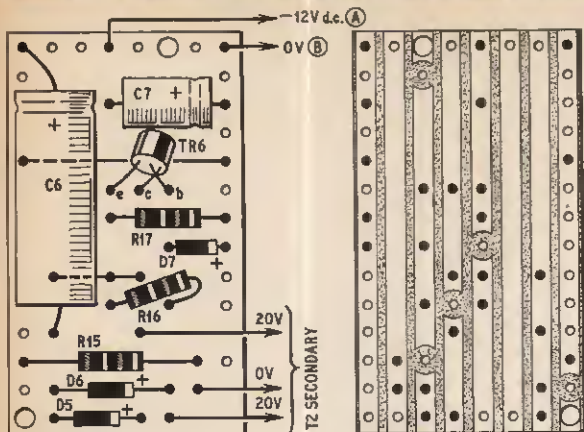


Fig. 7. Layout of the mains power supply for the anemometer circuit using Veroboard

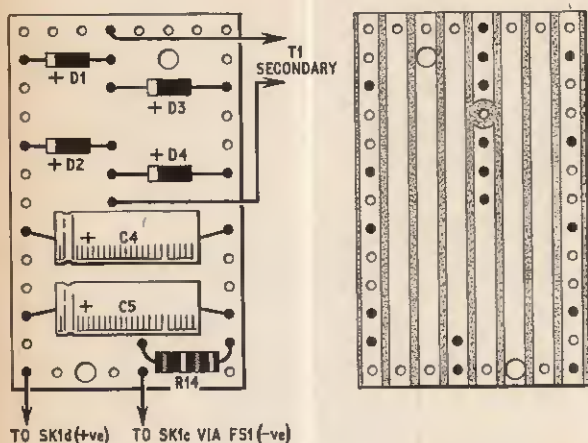


Fig. 8. Layout of the mains power supply for the lamp using Veroboard

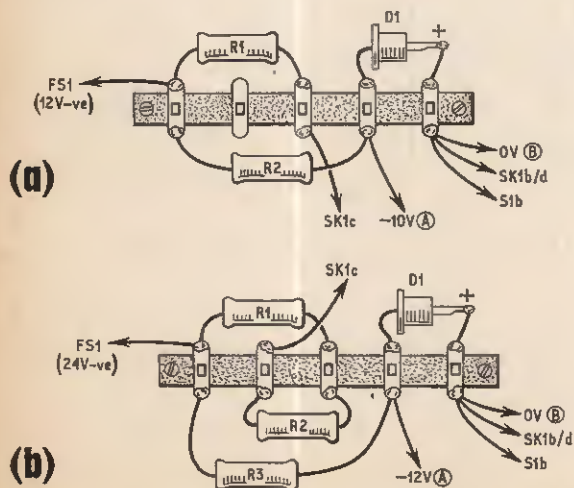


Fig. 9. Layout of the battery supplies using a five-way tagstrip (a) for a 12V battery, (b) for a 24V battery

## COMPONENTS . . .

### MAINS CIRCUIT SUPPLY

#### Resistors

- R15 120Ω
- R16 3.3kΩ
- R17 5.6kΩ
- All 1/4W, 10% carbon

#### Capacitors

- C6 100μF elect. 50V
- C7 50μF elect. 25V

#### Semiconductors

- TR6 OC84
- D5, 6 ZS70 or SX641 or DD003 or IS1150 (2 off)
- D7 12V 250mW 5% Zener type
- M-ZE12 (Radiospares) or Z12

#### Miscellaneous

- T2 Miniature mains transformer 220/240V primary 20V-0V-20V secondary (Radiospares)
- S2 D.P.S.T. toggle switch
- Veroboard 2in × 1 1/4in, 0.15in matrix

## COMPONENTS . . .

### MAINS LAMP SUPPLY

#### Resistor

- R14 10Ω (see text)

#### Capacitors

- C4 1,000μF elect. 15V
- C5 1,000μF elect. 15V

#### Diodes

- D1-4 ZS70 or DD003 (4 off)

#### Transformer

- T1 Miniature mains transformer 220/240V primary 6V, 300mA secondary

#### Miscellaneous


- FS1 300mA fuse and holder
- S1 D.P.S.T. toggle switch
- LP1 6.3V, 0.3A m.e.s. bulb
- Clip on m.e.s. bulb holder (Radiospares)
- Veroboard 2in × 1 1/4in, 0.15in matrix

constructor is not able to etch the component board, then Cir-kit copper strip can easily be made to follow the layout given.

Layout and wiring diagrams for the circuit and bulb supplies are given in Figs. 7, 8 and 9. The two layouts shown in Fig. 9 use tag strips because some of the components may warm up when the unit is in use. It is not normally necessary to provide a heat sink for the Zener diode as this diode will only pass current near to its maximum capability when no current is taken by the anemometer circuitry, and when battery voltage is at its highest.

The circuit boards, M1, and S1 can be mounted in a die cast box, the size of which will depend on the type of power supply used. If the unit is for use on a sailing boat, or will be out in the elements, both the inside and outside of the case should be painted; the lid, supply lead and SK1 should be sealed.

Meter M1 can be any 50μA type available with as large a scale as possible and is best mounted on a rubber



## HEAD DETAILS

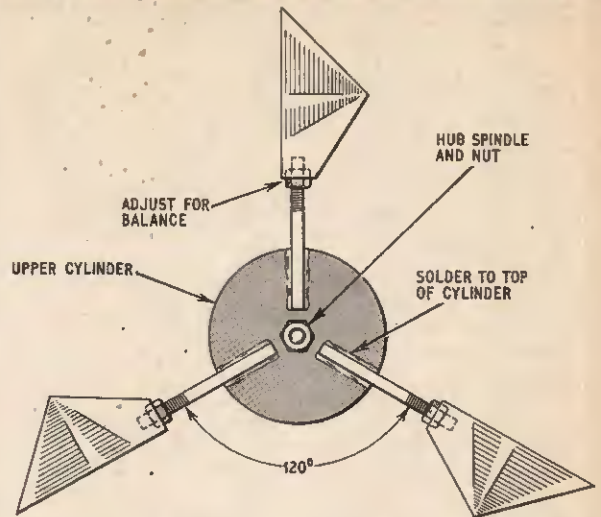


Fig. 12. Arrangement of the cups and arms on the rotating cylinder

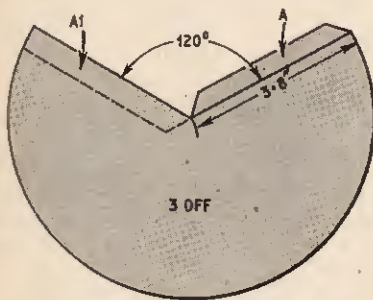


Fig. 10. Development of one cup

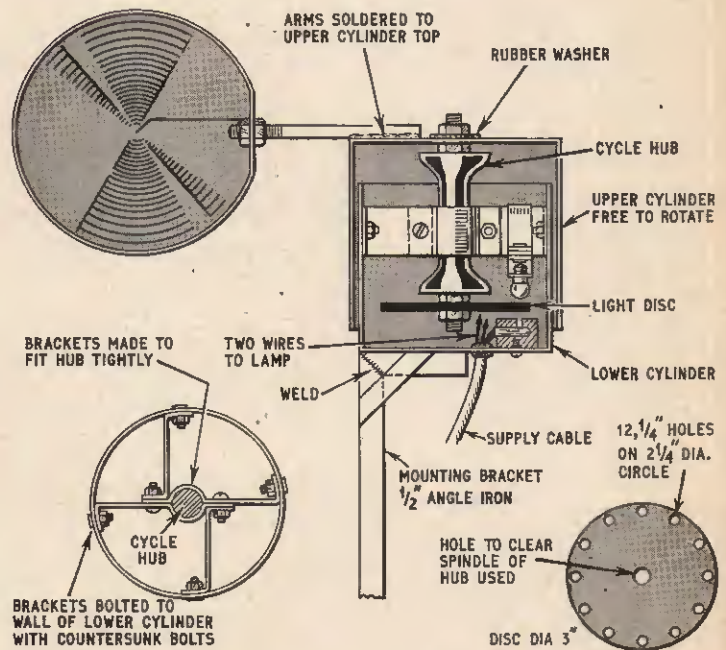


Fig. 11. Construction of the anemometer head, a four core lead out wire is needed

## MATERIALS . . .

Brass plate  $3\frac{1}{2}$ in  $\times$   $3\frac{1}{2}$ in  $\times$   $\frac{1}{16}$ in (disc)  
 Copper sheet 20in  $\times$  20in, 20 s.w.g. (cups, cylinders and hub brackets)  
 Round brass rod 12in  $\times$   $\frac{1}{8}$ in diameter (cup arms)  
 Whitworth nuts  $\frac{1}{4}$ in 6 off (cup fixings)  
 Bicycle front wheel hub complete with nuts (see text)  
 Nylon or rubber washer to fit hub  
 Countersunk bolts 4B.A.,  $\frac{1}{4}$ in, 4 off (hub bracket fixings)

Round head bolts 4B.A.,  $\frac{1}{2}$ in, 3 off (hub bracket and TRI block fixings)  
 Nuts 4B.A., 6 off  
 Angle iron 12in  $\times$   $\frac{1}{2}$ in  $\times$   $\frac{1}{2}$ in (mounting bracket if required)  
 Tuffnol  $1\frac{1}{2}$ in  $\times$   $\frac{3}{8}$ in  $\times$   $\frac{3}{8}$ in (TRI and RI mounting)  
 Diecast case (see text)  
 Veropins 3 off (TRI and RI mounting)

washer. The circuit boards can be mounted on foam rubber to provide shock protection where necessary.

## MECHANICAL CONSIDERATIONS

With reference to the *Handbook of Meteorological Instruments*, it was found that the best arrangement is an anemometer using 3 cups of 5 inches diameter, the centre of the cups rotating  $6\frac{1}{2}$  inches from the axis. As will be appreciated, the aerodynamics of the cups bear some relation to the efficiency of the rotation. The cups described here are not the ultimate in design, but they can easily be constructed and are quite adequate for the job, giving reasonable accuracy to the anemometer.

Ideally, all metal work is best made from copper or brass, as there is then no trouble from corrosion, bearing in mind that the instrument will suffer the worst of the elements.

## CUP CONSTRUCTION

A development of one cup is shown in Fig. 10; three of these are required to make the three cups. The copper is bent smoothly round so that tab "A" lies on "A1" where it is soldered in position.

On the edge of each cup, by the joint of tabs "A" and "A1", the shape is slightly flattened to take the arms, as shown in Fig. 11. The arms are made from  $\frac{1}{4}$  inch brass rod 4 inches long, threaded at one end. The threaded end passes through a hole in the side of the cup wall near the periphery. One nut either side of the cup wall is used so that the position of the cups on the arms can be adjusted in order that the three can be balanced. It is best not to bolt the cups to the arms at this stage, but to wait until the arms have been soldered to the top of the anemometer body.

## BODY CONSTRUCTION

As can be seen in Fig. 11 the body of the instrument consists of two copper cylinders, one fitting over the other. The lower cylinder is fixed, while the upper cylinder is free to be rotated by the pressure of the wind on the cups. The upper cylinder has a diameter of 4.4 inches and is 4 inches deep, while the lower cylinder has a diameter of 4 inches and is 3.6 inches deep. The construction of these two open ended cylinders is quite simple therefore no further details will be given here.

Some form of bearing is required to support the upper cylinder; the prototype unit used the hub from a bicycle front wheel. It is quite important that this hub be in good condition, for if low and reliable wind speeds are to be recorded, there must be very little mechanical friction.

The hub must be secured to the walls of the lower cylinder; this is achieved by making 4 brackets from 20 s.w.g. copper strip as illustrated in Fig. 11. The brackets must be made to fit tightly around the hub—the diameter of the clip will depend on the make of hub used. The brackets should be about 1 inch deep.

The four brackets are bolted around the centre of the hub and placed inside the lower cylinder to ensure that the hub fits precisely in the centre.

The light disc is constructed from  $\frac{1}{16}$  inch brass plate as shown in Fig. 11, and is 3 inches in diameter. A hole is drilled in the centre to take the spindle of the hub. Twelve  $\frac{1}{4}$  inch diameter holes are drilled around the disc, the centre of the holes being  $\frac{1}{4}$  of an inch from the periphery; the holes are set 30 degrees apart. It is advisable to paint the disc with matt black paint when complete, this will stop any chance of light reflections affecting the phototransistor. The inside of both cylinders should also be painted matt black.

## ASSEMBLY

The disc is bolted to one end of the hub spindle and the whole assembly, that is the hub complete with brackets and disc, is placed in the lower cylinder leaving a clearance of 0.8 inch between the disc and the bottom of the cylinder. The Tuffinol phototransistor mounting block is situated beneath the disc. No precise measurements are given for the fitting of the hub, because it depends a great deal on the type of hub used. With the hub held in the centre, and with 0.8 inch clearance between the disc and cylinder base, the 4 holes that secure the brackets to the cylinder walls can be drilled through the wall and bracket at the same time. It is necessary to countersink the cylinder holes as much as possible, this being done the brackets can be bolted to the cylinder. The heads of the countersunk bolts are then filed down to conform to the radius of the cylinder wall, to prevent them touching the inner wall of the upper cylinder. The spindle and disc should now spin freely in the lower cylinder.

The upper cylinder is completed by drilling a hole in the centre of the top to take the hub spindle. The arms are soldered in place on the top of the cylinder, they are placed at an angle of 120 degrees to each other, as shown in Fig. 12. The arms are not taken to the centre of the top, as a space is left in the centre to take the nut of the spindle.

When this has been done the cups can be fitted onto the threaded ends of the arms as shown in Figs. 11 and 12. The assembly can now be tried out in position over the lower cylinder by placing the top end of the hub spindle through the hole in the top of the upper cylinder. A nylon or rubber washer is placed over the spindle and the nut is screwed on and tightened; the nylon or rubber washer seals the spindle hole.

The upper cylinder, complete with cups, should be free to rotate over the lower cylinder without touching. Check that there is good clearance between the two all the way round and correct if necessary.

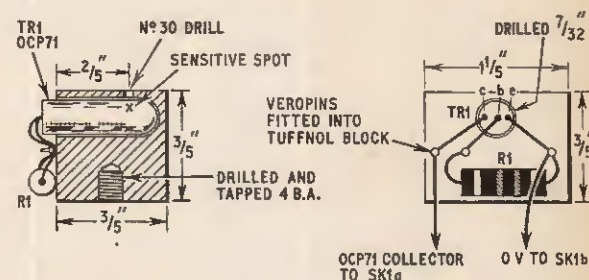


Fig. 13. Mounting block for TRI and R1

## PHOTOTRANSISTOR MOUNTING

Phototransistor TR1 is mounted on a block of Tuffinol as shown in Fig. 13. A  $\frac{7}{32}$  inch hole is drilled into the side of the block, as close to the top as possible, this hole is to hold the phototransistor. A second hole is drilled at right angles to the first hole with a No. 30 drill. The two holes connect with each other as shown in Fig. 13. The second hole is to allow light from LPI to reach the sensitive spot of phototransistor TR1.

In the block, at the rear of TR1, three small holes are drilled to take three Veropins. These pins act as connecting points for TR1 and R1. Resistor R1 is mounted close to TR1 to reduce the number of wires from the anemometer head to the remote circuitry.

A 4B.A. hole is drilled and tapped in the base of the block to secure it to the base of the lower cylinder.

Inspection of the internals of the OCP71 will reveal two junctions, one either side of a flat plate, it is the smaller of these junctions that is sensitive to light, and it is this junction that must be positioned under the small hole in the mounting block. Once TR1 is in position with the sensitive spot placed correctly, a dab of adhesive is applied to prevent the phototransistor from moving.

The bulb to supply the light is mounted in a clip on bulb holder. The clip is pushed over one of the hub brackets, as shown in Fig. 11. It should be positioned close to the disc and directly over the holes.

### SETTING-UP

Before any setting up can be completed, the phototransistor block must be secured in position. To do this remove the upper cylinder from the spindle, and remove the hub and bracket from the lower cylinder. Remove the disc from the spindle, and replace the hub, less the disc, and secure. Now position the phototransistor block with its light hole immediately under the bulb and mark its position on the base of the cylinder. Remove the hub and secure the phototransistor block, complete with the phototransistor and R1, to the marked position.

The hole that secures the block to the base of the cylinder can be slightly larger than the 4B.A. bolt as this will allow the block to be finally adjusted. Now re-assemble the lower cylinder.

With the anemometer on the bench, rotate the disc until a hole is directly under the bulb so that light can fall on TR1. Connect the power supply to the anemometer circuit, ensuring the correct polarity, and connect up the bulb supply, using the same length of cable as will be required when the anemometer is installed.

Aim to apply the minimum voltage to the bulb to reliably operate the circuit. In the prototype, the component values shown in Fig. 5 were used. The circuit arrangements shown in Figs. 3, 4 and 5 apply approximately 4 volts to the bulb at the end of 40 yards of 14/0-0076 cable. The d.c. voltage supplied by the circuit of Fig. 5 has a ripple of 270 millivolts.

### COLLECTOR VOLTAGE

With light falling on TR1, collector voltage must be less than minus 0.5 volts. If the collector voltage is above 0.5 volts when measured with a d.c. meter, adjust the bulb position, or the position of TR1, until the voltage is correct. In some cases it may be necessary to reposition TR1 in the mounting block. If this fails, then the bulb voltage should be increased by changing the value of R1 in Figs. 3 and 4 or R14 in Fig. 5. Once the voltage has been set rotate the disc to cut off the light, and check that the collector voltage of TR1 has increased to almost the supply voltage. When a battery supply is to be used the above procedure should be carried out at the lowest normal battery voltage.

The upper cylinder complete with cups can now be fitted and revolved. If an oscilloscope is available observe the output from TR1 collector to ensure that the circuit is not missing any pulses. If no oscilloscope is available, connect meter M1 into the circuit with C3 disconnected. Revolve the cups slowly and check that the meter registers regular pulses.

### CALIBRATION

At a height of 33 feet above ground level, wind speeds will seldom exceed 70 m.p.h. in this country,

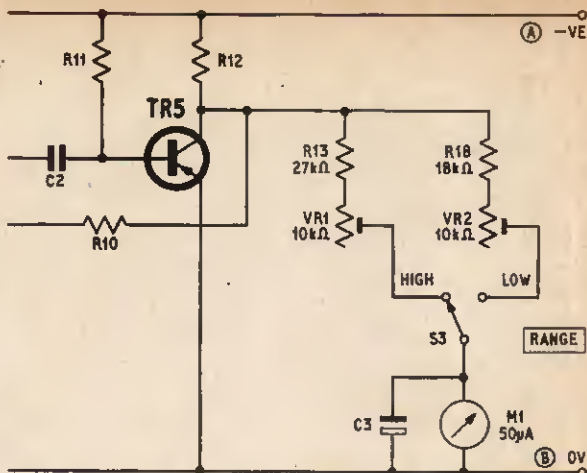


Fig. 14. Diagram of the additional range circuitry

therefore it is suggested that the maximum reading of the meter be 70 m.p.h. If it is required to operate in very exposed areas it may be necessary to have a full scale reading of 100 m.p.h., but the lower the maximum can be kept the better it will be for reading low wind speeds, unless a very large meter is used.

It is possible to add a lower scale to the anemometer by including a range switch and additional resistor and trimmer as shown in Fig. 14. If this is done both ranges will have to be calibrated as described below.

Having decided what maximum scale is required it is necessary to draw the scale on a plain meter backing card, numbering every 10 m.p.h. and marking every single m.p.h. The scale is linear.

The best way to calibrate the instrument is against the reading of an existing anemometer, but an alternative is to calibrate against a car speedometer. To do this a calm day is needed so that the only airflow is that of the cups through still air, and not against a wind adding to the required speed. Hold the anemometer as far away from the car body as possible to get away from any slipstream. With the car travelling at a steady 10 m.p.h. adjust VR1 until the meter of the anemometer reads 10 m.p.h. Then travel at greater speeds to check through the range.

### POSITION OF ANEMOMETER

The wind speed near the surface of the Earth varies rapidly with height and is also greatly affected by the presence of obstacles such as trees or houses. The *Handbook of Meteorological Instruments* defines the conditions under which measurements should be made for climatological records, as over open level terrain at a height of 33 feet above ground level. "Open level terrain" is defined as an area where the distance between the anemometer and any obstruction is at least 10 times the height of the obstruction above ground level at the anemometer.

It is unlikely that all constructors will be able to fulfill these requirements, but the position should be chosen with these requirements in mind and a suitable compromise can usually be reached.

The constructor may wish to build the mechanical parts of the instrument in a different manner than that described, or with slightly different dimensions. A pair of small roller bearings can be utilised if this is found to be more convenient than the "hub" system described.





I AM constantly being re-assured of the advantages of this table-top hobby. One's husband can be at home, in fact in the very same room as his wife and still pursue his hobby—no gallivanting, leaving a distraught and worried wife at home wondering where on earth he is. True—and this as far as I can see is the only advantage of this hobby, though there *are* others, I am told.

Think of all the marvellous "mod-cons" one can have! The Jones' will really have their work cut out keeping up with us. Automatic garage doors and gates which save us the tedium of getting out of the car to open them; a lawn mower which goes scampering off round the lawn on its own, while my husband sits in a deck chair occasionally glancing up from his paper to see that it is not making a bee-line for him; the automatic camera which clicks each time a little bird sits on the bird table; the automatic chicken feeder which sprays food out to the free-range chickens at regular intervals; and the washing machine which miraculously switches itself on at four in the morning, and by the time we get up, all the weekly wash is done! So what am I complaining about? You may well ask.

As yet, these and many other ideas are only on the drawing board, so to speak, and some, not even as far advanced as that, but are only ideas lurking darkly in my husband's imagination. To begin with, we have not even our own house, let alone garage, gates and lawn and certainly no chickens! However, the projects go ahead as if we had all these things and each time we move, we leave behind a landlady bewildered by what she saw of those embryonic inventions!

## Practical Electronics!!

By JUDITH TERRY

Consider the words "table-top hobby". Indeed this is no misnomer! Oh no! There are always little "bits" (and some not so little!) on our dining room table and were it not for the fact that my husband likes food even more than electronics, we should never clear even the smallest space for our meals.

As it is, we sit amidst a jumble of soldering irons smoking ominously, circuit diagrams and hundreds of little striped things, with fine wiry legs which I am told are very expensive. Not that that makes them any the more acceptable!

I noted with a sigh this morning, that when we leave a bewildered landlady behind this time—we will leave an irate one because there are now a dozen little drill holes in that polished table.

When we move, and it seems we are destined to be an itinerant family, all the "bits" go with us. They are carefully and lovingly packed in tin boxes and huge wooden crates.

Amongst the things we carry round with us are several old washing machine motors, which "may come in handy" (I ask you!) and a pair of the most incongruous binoculars I

have ever seen! These latter are almost 2ft long and weigh about 9lb and have to be *strapped* onto one's head. If you have ever tried strapping a 2ft long, 9lb weight onto your head (as if you would!) you will know that it results in your having to gaze permanently at your feet!

The strange thing with these binoculars is that one cannot actually see one's feet—or anything else for that matter. I am told the reason for this is that they have infra-red lenses. My husband hopes now to use them for his "anti-crash-on-motorways-in-fog" device but initially they were bought for seeing reindeer in the dark in Lapland! Curiouser and curiouser!

When we were in Germany, my husband discovered a "wonderful" electronics shop in Dusseldorf where one could buy all manner of switches, knobs, resistors, capacitors and the like. He and some other enthusiasts all left for Dusseldorf one Saturday morning at 7 a.m.—to be there when the shop opened.

My biggest agony is to be dragged round the electronics shops up and down the Tottenham Court Road (apologies to any advertisers!) Oh I know I *could* go shopping on my own in Oxford Street, but I know too that my husband would *never* meet me at the given time or place later. In fact, I very much doubt whether I would ever see him again. ★





# EMMA

## ANALYTICAL ELECTRON MICROSCOPE

A GREAT deal that has been written and said about electron microscopes may tend to be glamourised by their ability to show clear pictures of minute particles beyond the scope of conventional optical instruments.

Although the same can be said about the latest instrument, developed jointly by scientists from A.E.I. and Tube Investments Research Laboratories near Cambridge, it is now possible for the operator to correlate the results precisely with information on elemental composition. This information can be obtained from a much smaller area than has been achieved before, even with separate instruments.

In the new instrument, called "EMMA-4", thin film samples can be electron-optically magnified up to 160,000 times, with a resolution of about  $10\text{\AA}$ . For the first time, they can be simultaneously probed with an electron beam focused down to about  $1,000\text{\AA}$  in diameter (about four millionths of an inch) which is over ten times smaller than is possible in the normal electron microscope.

This permits both x-ray spectrometric analysis to identify the elements present, and the production of an electron diffraction pattern characteristics of the crystal structure and orientation, from the same very small selected area.

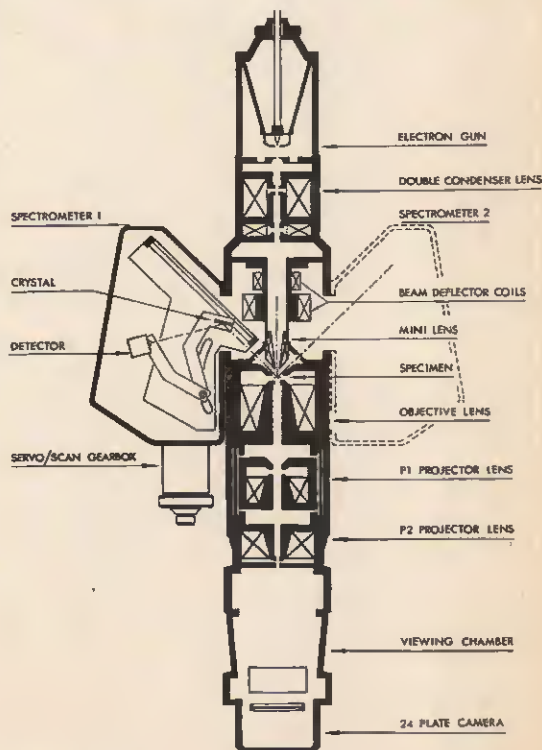
An important characteristic of any instrument designed to perform these functions is ease of operation; the operator must be able to select the facility he requires in a matter of seconds. Only then can the operation of the machine be truly problem-oriented.

It frequently arises, for example, that the classification of a field of particles into several different types requires repeated correlation between position and chemical analysis, with occasional checks on the type of crystal structure. Or again, in a tissue section, details of cell structure may be recognised only by their thin-section morphology, and the chemical analysis of any one feature must be correlated with its position within the cell.

For this reason, particular attention has been paid to the control layout; all controls are grouped on one console and the instrument can be switched very quickly from one mode of operation to another, and all necessary adjustments made from the operating position.

### HISTORY AND DEVELOPMENT

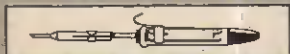
The ideas which have culminated in the production of EMMA-4 arose out of earlier work, whereby the first scanning microanalyser was produced. In this instrument, a finely focused electron beam was scanned over a



*Simplified section of EMMA-4. The transmission electron image is viewed on a screen at the bottom of the column. X-rays from the specimen are analysed by the crystal spectrometers. Note how the small size of the mini-lens leaves a clear exit path for X-rays from the specimen*




# take a good look at **ANTEX** miniature soldering irons



**G18** watts. Fitted 3/32" bit for miniature work on production lines. Interchangeable spare bits, 1/8", 3/16" and 1/4" available. For 240, 220 or 110 volts. 32/6.



**E20** watts. Fitted with 1/4" bit. Interchangeable spare bits 3/32", 1/8", 3/16" available. For 240, 220, 110 volts. From 35/-

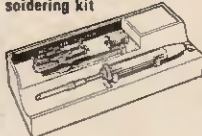


**ES25** watts. Fitted with 1/8" bit. Interchangeable bits 3/32", 3/16" and 1/4" available. Ideal for high speed production lines. For 240, 220, 110, 24 or 12 volts. From 35/-



**F40** watts. Fitted 5/16" bit. Interchangeable bits 1/4", 3/16", 1/8", 3/32" available. Very high temperature iron. For 240, 220, 110, 24 or 20 volts. From 42/6. Spare bits and elements for all models and voltages immediately available from stock.

### Complete precision soldering kit

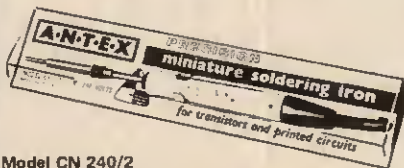


PLUS 36-page booklet on "How-to-Solder"—a mine of information for amateur and professional.

This kit—in a rigid plastic "tool-box"—contains

- Model CN 15 watts miniature iron, fitted 3/32" bit. Interchangeable spare bits, 1/8", 3/16"
- Reel of resin-cored solder
- Felt cleaning pad
- Stand for soldering iron

From Electrical and Radio Shops or send cash to Antex. **49/6**



**Model CN 240/2**  
15 watts - 240 volts  
Fitted with nickel plated bit (3/32") and in handy transparent pack. From Electrical and Radio Shops or send cash to Antex. **31/-**



### PRECISION MINIATURE SOLDERING IRONS

Antex, Mayflower House, Plymouth, Devon.  
Telephone: Plymouth 67377/8.  
Telex: 45296. Giro No. 2581000.

- Please send me the Antex colour catalogue
- Please send me the following irons
- | Quantity | Model | Bit Size | Volts | Price |
|----------|-------|----------|-------|-------|
| .....    | ..... | .....    | ..... | ..... |
| .....    | ..... | .....    | ..... | ..... |

I enclose cheque/P.O./cash value \*

NAME .....

ADDRESS .....

P.E.8

# VARIABLE VOLTAGE TRANSFORMERS

## LIGHT SENSITIVE SWITCH

Kit of parts, including ORP12 Cadmium Sulphide Photo-cell, Relay, Transistor and Circuit, etc., 6-12 volt D.C. op. price 25/- plus 2/6 P. & P. ORP 12 including circuit, 12/6 each, Post Paid.

**A.C. MAINS MODEL.** Incorporates Mains Transformer, Rectifier and special relay with 2x5 amp mains c/o contacts. Price inc. circuit 47/6 plus 2/6 P. & P.

## LIGHT SOURCE AND PHOTO CELL MOUNTING

Precision engineered light source with adjustable lens assembly and ventilated lamp housing, to take MBC bulb. Separate photo cell mounting assembly for ORP. 12 or similar cell. Both units are single hole fixing. Price per pair £2.15.0. P. & P. 3/6.

## UNISELECTOR SWITCHES NEW

4 Bank 25 Way 24V d.c. operation £5.17.6. P. & P. 2/6.  
6 Bank 25 Way 24V d.c. £6.10.0. p.p. 2/6.  
8 Bank 25 Way 24V d.c. operation. £7.12.6 plus 4/6 P. & P.

## RELAYS New SIEMENS, PLESSEY, etc. miniature relays at COMPETITIVE PRICES

Coil	Working	Contacts	Price
52	6-9	6M	12/6
170	9-12	4 c/o H.D.	14/6
170	9-12	3c/o + 1 H.D. c/o	12/6
230	6-12	2 c/o	12/6
280	6-12	2 c/o	14/6
700	16-24	2 c/o	14/6
700	16-24	4M 2B	12/6
1250	36-45	6M	12/6
2500	36-45	6M	12/6
5800	80-85	4 c/o	12/6
9000	40-70	2 c/o	10/-

H.D. Heavy Duty. POST PAID  
I.B.=Including Base

**MINIATURE RELAYS**  
9-12V d.c. 2 c/o 500 M.A. contacts. Size 1x1/2x1/2 in. Price 11/6 post paid.  
24-36V d.c. 2 c/o 500 M.A. contacts. 3,200 ohm coil. Size 1x1/2x1/2 in. 8/6. Post paid.

**230 VOLT AC RELAY LONDEX 4 c/o**  
3 amp contacts. 18/6 inc. base, post paid.

**18-24V. D.C. RELAY**  
2 c/o 3A contacts 4000 coil. NEW 9/6. P. & P. 1/6 or 3 for 30/- post paid.  
**TYPE A.G.C. 1M 18 12V**  
A.C. operation 3A contacts. NEW 9/6 plus 1/6 P. & P. or 3 for 30/-, post paid.

## T.M.C. ILLUMINATED LOCKING PUSH BUTTON KEY SWITCH No. S.525594 Lock 4 c/o

Complete with mounting bracket, push knob and lenses (green, amber, red or clear—state colour preference). Price 14/6 each excluding bulb, post paid. Discount for quantities of 200 and over.

## RING TRANSFORMER

Functional Versatile Education  
This multi-purpose Auto Transformer, with large centre aperture, can be used as a Double wound current Transformer, Auto Transformer, H.T. or L.T. Transformer, by simply hand winding the required number of turns through the centre opening. E.g., using the RT 100VA Model the output could be wound to give 8V at 12½A, 4V at 25A, 2V at 50A, etc.  
Prices: RT 100VA 3-18 turns per volt, £2.50 plus 3/6. P. & P. RT 300VA 2-27 turns per volt, £4.40 plus 5/6 P. & P. RT 1kVA 1-82 turns per volt, £6.10.0 plus 6/6 P. & P. RT 2kVA 1-5 turns per volt, £10.10.0 plus 9/6 P. & P. RT 3kVA 1-5 turns per volt, £14.0.0 plus 9/6 P. & P.

INPUT 230/240v. A.C. 50/60—  
OUTPUT VARIABLE 0-260v.  
**BRAND NEW**  
Keenest prices in the country.  
All Types (and Spares) from 1/6 to 50 amp. from stock.

**SHROUDED TYPE**  
1 amp, £5. 10. 0. 2.5 amps, £6. 15. 0. 5 amps, £9. 15. 0. 8 amps, £14. 10. 0. 10 amps, £18. 10. 0. 12 amps, £21. 0. 0. 15 amps, £25. 0. 0. 20 amps, £37. 0. 0. 37.5 amps, £72. 0. 0. 50 amps, £92. 0. 0.  
**OPEN TYPE (Panel Mounting)**  
1/2 amp, £3.18.6. 1 amp, £5.10.0. 2 1/2 amps, £6.12.6. Carriage extra on open types.

## STROBE! STROBE! STROBE!

Build a Strobe Unit, using the latest type Xenon white light flash tube. Solid state timing and triggering circuit. 230/250v. A.C. operation.

**EXPERIMENTERS' ECONOMY KIT**  
Speed adjustable 1 to 36 Flash per sec. All electronic components including Verobard 5.C.R. Unijunction Xenon Tube and instructions £5.5.0 plus 5/- P. & P.

**NEW INDUSTRIAL KIT**  
Ideally suitable for schools, laboratories, etc. Roller tin printed circuit. New trigger coil, plastic thyristor. Speed adjustable 1-80 f.p.s. Price 9 gns. 7/6 P. & P.

**HY-LIGHT STROBE**  
This strobe has been designed and produced in response to wide public demand, for use in large rooms, halls and the photographic field, and utilizes a silica plug-in tube for longer life expectancy. Printed circuit for easy assembly, also a special trigger coil and output capacitor. Speed adjustable 0-30 f.p.s. Light output approx. 4 joules. Price £10.17.6. P. & P. 7/6.

**7-inch POLISHED REFLECTOR**  
Ideally suited for above Strobe kits. Price 10/6. P. & P. 2/6 or Post Paid with kits.

## 100 WATT POWER RHEOSTATS (NEW)

AVAILABLE IN THE FOLLOWING VALUES:  
1 ohm, 10 a.; 5 ohm, 4.7 a.; 10 ohm, 3 a.; 25 ohm, 2 a.; 50 ohm, 1.4 a.; 100 ohm, 1 a.; 250 ohm, .7 a.; 500 ohm, .45 a.; 1 Kohm, 280 mA; 1.5 Kohm, 230 mA; 2.5 Kohm, 2 a.; 5 Kohm, 140 mA. Diameter 3 1/2 in. Shaft length 1/2 in., dia. 1/8 in. All at 27/6 each. P. & P. 1/6.  
50 WATT. 1/5/10/25/50/100/250/500/1/1.5/2.5/5 Kohm All at 21/- each. P. & P. 1/6.  
25 WATT. 10/25/50/100/250/500/1/1.5/2.5 Kohm. All at 14/6 each. P. & P. 1/6.

**VEEDER ROOT, 230V a.c. 50 cycle, 5-figure counter (non-resettable). 18/6. P. & P. 1/6.**

**NICKEL CAD. BATTERY OUTFIT (Ex. W.D.)**  
Two metal carrying cases each containing 10 x 1.2V 7AH (12V) Batteries, also 10 x 1.2V 22AH (12V) Batteries (40 batteries in all). One dual voltage, dual meter thyristor controlled charging unit. Designed for charging the 7AH and 22AH batteries simultaneously. Input voltage can be adjusted between 100 and 250V a.c. Built to Ministry specification. Ideal power supply for field work. Offered at fraction of makers' price. Two sets of batteries, 1 charging unit. The set £45. P. & P. 30/-.

**SOLID STATE INTERVAL TIMER**  
24-30V D.C. operation. Stabilised unijunction Timer and S.C.R. (30V 1 amp), encapsulated in metal core. Timing interval adjustable from a fraction of a second to several minutes by means of external resistor or pot. By adding a 24V Relay many other complex timing Functions are possible. Price: 16/6 incl. circuit. P. & P. 2/6. Suitable relay 10/- post paid.

**MOTOROLA MAC/II PLASTIC THYRISTOR. 400 PIV. 8 AMP**  
Now available EX STOCK. Supplied with full data and applications sheet. Price 21/- plus 1/6 P. & P.

**RE-CHARGEABLE BATTERY CELLS** 2 x 1-2V, 250 MA/HR Nickel Cad. Cells, connected to give 2-4V @ 25 milliamp/10 hour rate, complete with 200/250V A.C. charger. Fully tested and unused. Price 9/6 each plus 1/6 P. & P. or 2 units for £1 post paid.

**INSULATED TERMINALS**  
Available in red, white, yellow, black, blue and green. New Price 2/- each.

# THE RADIO AMATEUR'S HANDBOOK 1970

by A.R.R.L.

48/- Postage 4/6

**COLOUR TELEVISION, PAL SYSTEM**  
by G. N. Patchett. 50/-. Postage 1/-.

**SERVING WITH THE OSCILLOSCOPE**, by Gordon J. King. 28/- Postage 1/-.

**110 SEMICONDUCTOR PROJECTS FOR THE HOME CONSTRUCTOR**, by R. M. Marston. 18/- Postage 1/-.

**TRANSISTOR SWITCHING AND SEQUENTIAL CIRCUITS**, by John J. Sparkes. 25/- Postage 1/-.

**TRANSISTOR AUDIO AND RADIO CIRCUITS**, by Mullard. 30/- Postage 1/-.

**SOLID STATE HOBBY CIRCUITS MANUAL**, by RCA. 17/6. Postage 1/6


**BASIC THEORY AND APPLICATION OF TRANSISTORS**. 17/- Postage 1/6.

**RADIO HANDBOOK**, by William I. Orr. 105/- Postage 4/6.

## THE MODERN BOOK CO.

BRITAIN'S LARGEST STOCKIST of British and American Technical Books  
**19-21 PRAD STREET LONDON, W.2**  
Phone: PADdington 4185  
Closed Saturday 1 p.m.

## DIMMASWITCH



This is a dimmer of standard size in ivory and chrome to replace modern light switches without wiring change—controls 40-600 watts, 200/250 volts at 50Hz of all lights except fluorescents

Two models are available with on/off switch to control from maximum to zero.

DS500/2 at £3 12s. 6d. with clockwise or reverse dimming, with the switch at full reverse rotation.

DS500/2/P at £3 18s. uses a patented switch giving on/off control at any position of dimming.

Both are available in D.I.Y. kit form at 10/- less. Fuse protection is available at 2/6 extra.

Please send C.W.O. to:  
**DEXTER & COMPANY**  
ULVER H.C. USE, 19 KING STREET  
CHESTER CH1 2AH  
Tel.: Chester 25883

As supplied to H.M. Government Departments, Hospitals, Local Authorities, etc.

# SERVICE TRADING CO

All Mail Orders—Also Callers—Ample Parking Space  
Dept. P.E. 57 BRIDGMAN ROAD, LONDON, W.4  
Phone 995 1560 SHOWROOM NOW OPEN CLOSED SATURDAY  
Personal callers only  
9 LITTLE NEWPORT ST.  
LONDON, W.C.2. Tel. GER 0576


solid specimen; the x-ray emission characteristic of one element present was used to produce an enlarged cathode ray tube image representing the distribution of the selected element over a chosen area. At the same time, the electrons back-scattered from the specimen could be used to present a picture comparable to that produced by an optical microscope.

This instrument proved extremely useful in the identification of local concentrations of residual elements in steel, and of non-metallic inclusions of great significance in the seamless tubemaking process.

A limitation of all instruments dealing with solid specimens is that, due to scattering of electrons within the specimen, the smallest area which can be probed at any instant is about  $1\mu\text{m}$  across. At the same time, neither the electron image, nor the optical microscope with which such instruments are fitted, enables a very high magnification to be used.

### EMMA-1

These limitations were overcome by the development of a new instrument in which a thin sample could be used; for example, a metal film, a carbon film carrying particles extracted from a bulk sample, or a thin section of biological tissue. The electrons could then be



*A conventional magnetic lens compared with the mini-lens. Elimination of the bulky and heavy iron core leads to a dramatic reduction in size and a great improvement in performance*

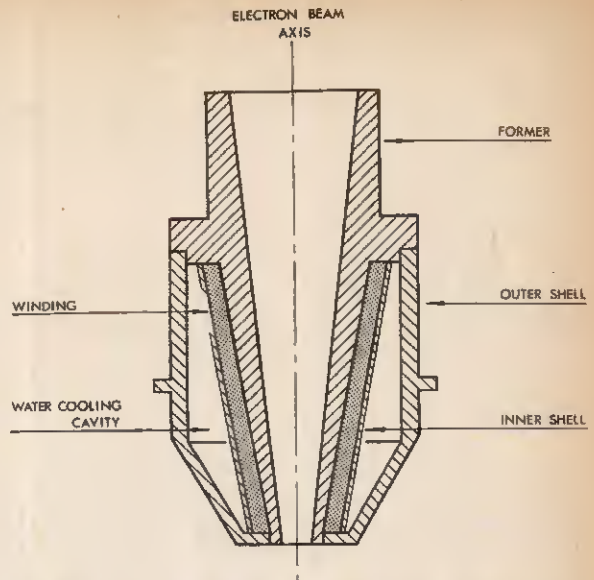
focused into a probe only  $1,000\text{\AA}$  in diameter, which passes straight through the specimen without appreciable sideways scattering, exciting x-rays from a region an order of magnitude smaller in diameter than is possible with a solid specimen.

Alternatively, the defocused beam could be used to illuminate a wider area of specimen. The transmitted electrons are then used to produce a magnified image on a fluorescent screen, as in a straightforward electron microscope.

This was found to be the first practical combination of electron microscope and microanalyser, and was called "EMMA-1", but was built for development of the technique itself without particular regard for convenience in use. The maximum beam energy was limited to 50keV for ease of construction.

### SECOND SPECTROMETER

One early improvement was the addition of a second spectrometer, which permitted the simultaneous analysis of two elements. This was more than a time-saving addition; the ratio of the amounts present could be



*Simplified section of liquid-cooled mini-lens developed for EMMA-4. The precision winding is supported on a copper former, and there is no magnetic core of any kind. This design not only improves focusing performance but gives better access to the specimen*

measured independently of any slight instability of the specimen, since small drifts affect equally the x-ray intensity from each element.

It soon became evident, however, that the beam energy should be increased to a level similar to that of conventional electron microscopes—say 100keV, to give adequate penetration of a wide range of sample types. The main difficulty here was that this would require heavier lenses. In particular, the probe-forming lens would be a heavy and bulky item, tending to obscure the x-ray path into the spectrometer.

### MINI-LENS


It was at about this time that the Technical University of Delft showed that, if the lens windings could be formed accurately enough, no iron shield or pole-piece would be necessary. Elimination of these heavy and bulky components itself made even smaller windings possible, the result being a spectacular reduction in overall size of the lens—the now well-known "mini-lens", in fact.

It then became apparent that the new A.E.I. EM802 microscope would provide an ideal instrument in which to mount such a lens, having adequate space in the region above the specimen for this purpose, and room on the column to attach two spectrometers.

The joint development work was started, the prime aim being to add the microanalysis system to this microscope with a minimum of modification.

A special design of mini-lens was evolved by T.I. together with a new form of high-sensitivity spectrometer, while A.E.I. concentrated on the specimen stage and other aspects of the microscope. The work was completed in under two years with the emergence of the prototype "EMMA-3".

The production version, "EMMA-4", differs from EMMA-3 only in having the instrument and control equipment fully integrated into a single operating console.



Controls are conveniently grouped on the operating console in the production EMMA-4

## EMMA-4

The microscope column of "EMMA-4" is mounted in the centre of the console, the spectrometers attached on either side. Control of the spectrometers is simplified in that each one carries a tuning scale, which is set out something like that on a radio receiver. Four wavebands are selected by different crystals and each is calibrated directly in x-ray wavelength with each station marked by element name. Tuning may be carried out either by a fine manual control for accurate wavelength determinations or by a servo system, enabling any one of six preset elements to be selected by push-button. A complete spectrum may also be plotted on a chart recorder with the aid of a slow-scan motor. The instrument can analyse for all elements from atomic number 11 (sodium) to atomic number 92 (uranium).

Six specimens up to 3mm in diameter, some of which can be calibration standards for microanalysis, may be accommodated on the specimen stage. These are directly interchangeable without breaking the vacuum but when reloading is necessary, the stage may be withdrawn from the column through an airlock.

## APPLICATIONS

EMMA-4 offers unique facilities for the intensive and correlated examination of the morphology, chemical composition and crystallographic structure of extremely small specimen areas. It is expected to be useful in many fields of research where thin film examination is feasible and relevant. Obvious areas are metallurgy, where the prototype instruments have already provided valuable new information on the composition of



Transmission Electron Micrograph

10 microns

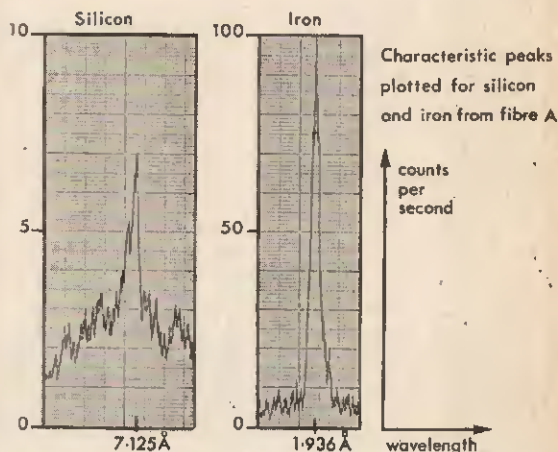


Fig. 1. Electron micrographs diffraction pattern and spectrometer plots identifying fine particles of aluminium nitride in a tube steel

precipitates and inclusions in steels; biology, in which it has great potential in the examination of bone and tissue sections; and generally for the analysis of particles deposited on thin substrates.

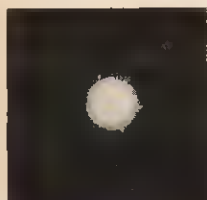

## DETECTING SURFACE CRACKS ON STEEL TUBING

During the final stages in the manufacture of steel tubing, the base material is subjected to very severe mechanical working at elevated temperatures. This can result in the surface of the tubes breaking up and the incidence of such defects can be related to the aluminium content of the material.

It is, therefore, important to find where the aluminium is located and since the distribution turns out to be on a very fine scale, the electron microscope is one of the few research tools which can be usefully employed. With the facilities afforded by EMMA-4 it is possible to identify one site for aluminium as a precipitate of aluminium nitride. The aluminium content of the particles is demonstrated by x-ray microanalysis and the specific compound confirmed by electron diffraction.

Fig. 1 illustrates the results of a study of an extraction made from a tube showing surface defects. The precipitates are supported on a carbon film in the conventional manner for electron microscopy. Particle A is identified as aluminium nitride and particle B, and its surrounding neighbours, as pearlite ( $Fe_3C$ )—a normal precipitate in the material. The smaller of these particles (A) measures only 1,500Å across and is therefore well below the detection limit of the normal electron probe microanalyser (about 1 micron).

Transmission Electron Micrographs



Electron diffraction pattern from particle A

Lattice parameters  
 from pattern  $a = 3.116 \pm 0.03 \text{ \AA}$   
 for Aluminium Nitride  $a = 3.114 \text{ \AA}$

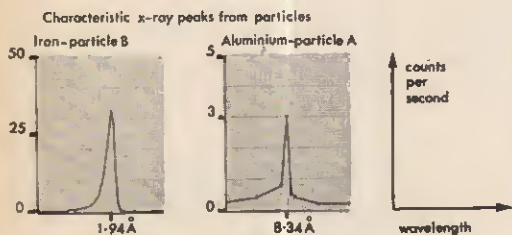


Fig. 2. Electron Micrographs and spectrometer plots showing presence of AMOSITE asbestos fibres in human lung tissue

**ASBESTOSIS IN HUMAN LUNG**

An example of the application of the EMMA-4 technique in medical research concerns the study of asbestos fibres extracted from human lungs.

Recent work in several laboratories has demonstrated the danger of inhaling such fibres, and has shown that the ill-effects may not manifest themselves until many years after the inhalation. The problem therefore arises of establishing to which group of the asbestos materials particular extracted fibres belong, in order to be able to relate this to the lung damage and also to trace the source.

Fig. 2 illustrates the type of results obtained with the new instrument. The transmission image shows the fibres on this sample, a lung tissue section, to be as thin as about 1,000\AA, often with "trains" of growth along them (top centre of the image). Surface and internal detail are also made visible.

The direct spectrometer output in the form of peaks plotted for silicon and iron (K) radiations from the fibre A is also shown in this illustration. Simply by measuring fibre composition in the form of element ratios from such peaks it is possible to identify these particular fibres as AMOSITE asbestos. Further confirmation can be obtained by electron diffraction, if required.

The essence of the problem posed by this particular specimen, i.e. the correlation of chemical, morphological and crystallographical information on a sub-micron scale is, of course, very general and it is for this reason that the scope for application of the new instrument is likely to be very widespread. ★

# SEPTEMBER

Issue - On Sale....

**AUGUST 14**




# HUMIDISTAT

A simple, effective system of sensing and controlling humidity levels based on the psychrometer, and using two negative temperature coefficient thermistors to sense humidity. The Humidistat will prove extremely useful in areas where humidity has to be increased or decreased and it will operate for long periods without attention.

## 'VALSTAB'

**POWER SUPPLY**




To cater for existing valve circuits (including television) the "VALSTAB" can provide most of the requirements of experimental or temporary replacement power supplies. It has voltage stabilisation for variable loads and mains voltage. Outputs are 175-325 volts at 100mA; -150 volts at 10mA; 6.3 volts at 4A centre tapped.

The VALSTAB appears next month; look out for the matching "TRANSTAB" later.

*Order Yours NOW*

**PRACTICAL ELECTRONICS**

# PROJECT



**T**HE new series of practical subjects for beginners to build commences in this issue. Subsequent articles in the series will be easily identified under the "Beginners" heading in the Contents and by the symbol which will appear at the beginning of each article.

**T**HE projects are shown built up on a "breadboard" system for four main reasons.

1. Whilst the initial cost of the systems may be high, this could be more than offset by the fact that components can be easily removed, re-positioned or used again in a more permanent construction.
2. The circuit can be assembled very quickly or expanded by adding extra functions later.
3. The actual layout of the components can follow a similar layout to that in the circuit diagram.
4. Soldering is only needed for connecting wires to large components, such as switches and potentiometers; inter-component wiring is already provided.

## USING T-DEC

The "breadboard" system used is called T-Dec. It is a manufactured plastics base plate with a matrix of numbered holes. Certain combinations of inter-connection are provided by spring strips underneath the holes. These are shown in Fig. 1a corresponding to the raised lines moulded on to the surface of the board itself.

T-Dec is divided into two sections which are electrically isolated, enabling two or more separate circuits to be built on to the same board. If required any part of one circuit can be connected to any part of the other circuit by using single strand copper link wires.

Some components have very thin connecting wires; these should be helped into the holes by holding the wire with a pair of long-nose pliers.


Transistor and diode wires can be inserted directly into the holes if spacing permits. It may be necessary to open up the spacing of these wires; in which case, careful bending with pliers at least  $\frac{1}{8}$ in from the encapsulation can do this without damaging the transistor or diode seal. Alternatively, special adaptor plugs supplied by the T-Dec manufacturers can be used to mount these components.

The component wires should be at least  $\frac{3}{8}$ in and preferably  $\frac{1}{2}$ in long to ensure satisfactory connection. Longer wires will of course, make the components more versatile in their use. It is never good practice to trim these wires short if they are to be used again.

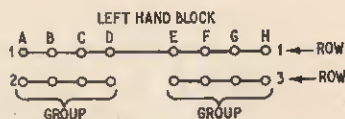
Whole systems of breadboarding can be built by fitting two or more boards together by the dovetail tongues and grooves around the sides. Small panels for switches, potentiometers, lamps and so on are provided and are easily fitted into the slots on the edge of the boards.

## HOLE IDENTIFICATION

Coming now to the numbering of holes for identification you will notice that the T-Dec has two blocks side by side with letter references A to H on both.



**Fig. 1a.** The T-Dec breadboard. Notice the connections between holes are shown as raised lines



**Fig. 1b.** How the T-Dec holes are identified. Only the first two rows are shown here



**Fig. 2a.** Underside view of Veroboard showing the copper strips

# BUILDING — for BEGINNERS

The numbers run in sequence for each row or group of holes in a row (see Fig. 1b). It is important not to be confused with these since, in each alternate row per block, there are two groups of four holes which are numbered separately.

In the other rows connection is already indicated between the two groups; these cannot be separated. If insufficient holes are available for a particular junction of components, a link wire can be carried to another vacant group elsewhere on the board.

## ALTERNATIVE CONSTRUCTION

Some readers may prefer to use alternative construction systems, perhaps in a more permanent form. These will probably require the use of a soldering iron and, although component recovery is possible, it is not as easy as with T-Dec.

Suggestions for some construction systems are given here, using mainly some form of s.r.b.p. sheet machined or treated by proprietary manufacturers.

In order to simplify translation from T-Dec to these other forms, the same basic layout is assumed and connection code numbers correspond. If the board is too large, it can be trimmed before commencement to the size required, but the basic layout remains the same.

## COPPER STRIP WIRING BOARD

Veroboard is the first of the alternative examples here because translation is very straightforward. Fig. 2a shows this board with the copper strips on the underside. To keep the same layout appearance the holes are numbered in sequence so that the top surface is that without the copper.

If the copper strips are cut to conform with the T-Dec




Fig. 2b. Veroboard with the strips cut to show the T-Dec wiring pattern




Fig. 3a. Veroboard strips prepared for the first project



Fig. 3b. The finished metronome project




Fig. 4a. Plain perforated s.r.b.p. sheet with copper wire connections and soldering pins




Fig. 4b. Plain s.r.b.p. with the connecting wire hooked through the end holes in the rows



Fig. 5. Cir-kit adhesive copper strips fixed between rows of holes on plain perforated board

layout the appearance would be as shown in Fig. 2b.

The strips can be cut with a special spot-face cutter, a  $\frac{1}{8}$  in drill, or a sharp knife.

Before cutting any strips, study the project circuit layout in the practical article to see how many breaks are really necessary. If only one half of the T-Dec is used none of the centre breaks will be necessary. However, if at a later stage you decide to assemble another circuit on the same board, the copper around the centre columns of holes, between column H on the left and A on the right, will need to be cut. Before doing so, check to see if any links are needed between left and right, in which case leave the appropriate strips uncut.

Next look at the project layout to see if any connections are needed between column D and column E. Having established those required cut all the other copper strips between D and E to form the groups of four holes (Fig. 3a).

Now the columns and rows of holes can be numbered exactly as for T-Dec. You can do this by laying the board on a sheet of paper and marking through each required hole in the board with a pencil. Remember that the T-Dec numbering follows that for Veroboard that has the copper side face down.

Carry out the assembly and soldering making sure that no solder bridges two or more adjacent strips. Good clean soldering is the keynote to success; dry joints will not do. Fig. 3b shows the finished project.

#### PERFORATED S.R.B.P. AND WIRE

The next system is simple and follows the same lines as with Veroboard, except that plain perforated board has no copper face. All connections are carried out using soldering pins and tinned copper wire; see Fig. 4a. However, do not fit wires that are unlikely to be used; this is a waste of materials and effort.

The pins can be dispensed with if the copper wire is hooked through the end holes of each row and secured with solder. An example of a typical layout is shown in Fig. 4b.

#### STICK ON WIRING

The third system is a development of the previous one except that the wires are replaced by self-adhesive copper strips called "Cir-kit". The method is otherwise exactly the same (Fig. 5). The narrow strip will just fit between adjacent rows of holes on plain perforated board.


#### PRINTED CIRCUIT

There is no reason why printed circuit board should not be used. This will require more patience by following the instructions given with the printed circuit kit. Not all kits carry instructions, so if you are unfamiliar with printed circuit techniques try and obtain a kit that has.

It will probably be necessary to sketch out a layout of the copper pattern corresponding to the project actually being built. It is recommended that an experienced friend helps you with this as mistakes can be expensive.

This short introductory article is not intended to provide comprehensive details of using these alternative methods. Full details and instructions can be obtained from manufacturers of these and other proprietary items which are advertised in this magazine.

The project which follows can be built very easily using one of the methods described here. Future projects in the same series are to be dealt with in a similar manner.



To study a musical instrument, one of the most important requirements is strict attention to playing speed. To assist in the correct interpretation of the music's tempo the composer conveniently heads his composition with a rough guide to the rate at which it should be played like *Andante* or *Allegro*, this usually being followed by the number of crotchets, quavers, etc. that should be played per minute.

Whilst the accomplished musician has little difficulty in interpreting these tempo marks, the beginner does need some sort of aid to assist in establishing a sense of time.

More than a hundred years ago Maelzel provided such an aid in his invention of the mechanical metronome which produced loud ticks with the movement of a weighted pendulum. With the simple electronic metronome to be described, we can reproduce these ticks just as effectively without the labour of winding up springs.

#### RELAXATION OSCILLATOR

To simulate the sound of its mechanical counterpart the circuit of Fig. 1 was designed to produce asymmetric pulses of short width and rapid rise and fall times. The pulse generated across the loudspeaker LS1 is shown in this diagram, and it ensures a very rapid cone movement.

The frequency range extends from 40 to 220 beats per minute, which is adequate.

As this little device is very precise in its counting, it can also be used as an audible "darkroom" timer when set to 60 beats/minute.

The circuit itself is a simple relaxation oscillator where two complementary *npn* and *pnp* transistors are made to switch on and off at a rate determined by the resistance chain VR1, R1 and capacitor C1. With S1 closed, C1 charges until it reaches about 650mV when TR1 is switched on and immediately discharges the capacitor.


The current pulse produced by TR1 in turn switches on TR2 with the result that almost the whole of the supply voltage is made to appear across the loudspeaker.

The actual discharge time of the capacitor depends on the base-emitter impedance of TR1, the loudspeaker impedance and the output impedance of TR2 which collectively account for the exponential hump on the output pulse waveform.

With the completion of the pulse the capacitor again charges to the conduction potential of TR1, when the pulse cycle starts again.



# METRONOME



## LOW LEAKAGE

In the application of this unit timing precision is important. The simple factor most likely to give trouble in this aspect is leakage current. The choice of a silicon transistor for TR1 and a tantalum electrolytic capacitor for C1 virtually eliminates the problem.

In the choice of speaker it will be found that sound output is a function of cone diameter. In practice, a 5in speaker proved very satisfactory.

## CONSTRUCTION

Construction of the unit merely involves plugging the components into the T-Dec as shown in the photograph: For the holes employed refer to Fig. 1, which shows the hole numbers for each junction.

If it is intended to make a permanent unit of this, the wiring configuration will readily translate to any of the board constructional methods outlined in the introductory article.

If such construction is undertaken the potentiometer setting must be calibrated in terms of the number of beats produced per minute. Using a wrist watch with seconds sweep or preferably, a stop watch, the potentiometer should be advanced at 20 beat intervals. These positions can be recorded on a piece of white card. A pointer knob attached to the potentiometer shaft will simplify this operation.

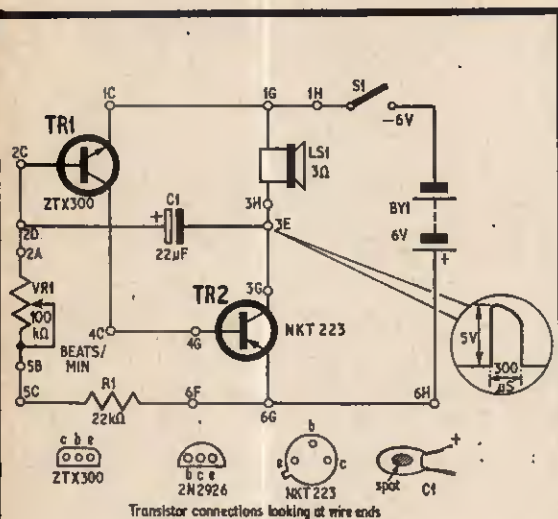


Fig. 1. Circuit diagram of the metronome showing the T-Dec hole connections, transistor wire identification and output waveform

## COMPONENTS . . .

### Resistors

R1 22kΩ 10% ½ watt carbon

### Potentiometers

VR1 100kΩ linear carbon

### Capacitor

C1 22μF tantalum elect. 16V

### Transistors

TR1 ZTX300 (Ferranti) or 2N2926 orange spot

TR2 NKT223 (Newmarket) or GET102 (Mullard)

### Switch

S1 on/off toggle switch

### Loudspeaker

LS1 3Ω 5in permanent magnet moving coil unit

### Battery

BY1 6V type 996

### Miscellaneous

T-Dec.

Single strand connecting wire

Battery connectors or clips

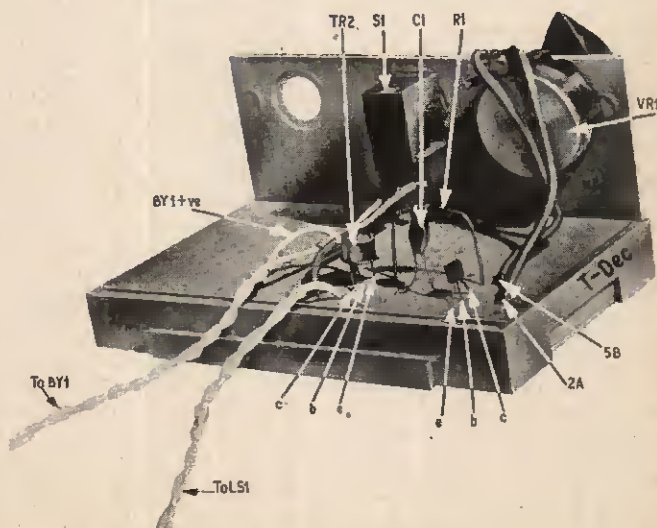


Fig. 2. The layout of components on T-Dec. Make sure the battery is correctly connected



## APOLLO 13 RESULTS

The results of the special investigation into the results of the *Apollo 13* troubles have been released by the chairman of the committee, Edgar M. Cortright. The explosion was caused by the failure of two thermal switches in the system which controlled the heater inside the oxygen tank. The failure allowed the wires inside the tank to heat up to a high temperature, the insulations burned off and the spark resulting from the short circuit caused the explosion.

The cause of the failure of the switches is thought to be the de-tanking sequence which is part of the countdown procedure. This procedure does in fact place a much more severe strain on the system than the actual spaceflight. The reason for this is that during the checking sequence the heaters are on for a much longer period and at a higher current level than when in flight.

The necessary modifications are being carried out and at the time of writing the next launch is not likely to take place before December 3 this year.

## MARINER 7 PHOTOGRAPHS PHOBOS

Mars has two satellites, Phobos and Deimos, and one of these satellites has been successfully photographed by *Mariner 7*. Both are very small and near to the planet surface, Phobos being some 3,700 miles from the surface and Deimos about 12,500 miles.

The *Mariner* spacecraft was about 82,000 miles from Phobos when the picture was taken. The satellite was near one of the dark areas on Mars known as Syrtis Major, and appeared as a dark spot on the lighter background of the Aeria region.

Analysis of the photograph was carried out by Dr Bradford A. Smith of New Mexico State University, and he deduced that the satellite was oval shaped with a diameter of 13.75 miles in the plane of its orbit and 11.25 miles diameter across its poles. A significant result of the analysis is that the "albedo" (the ability to reflect light) has proved to be very low, the lowest in fact of any satellite or asteroid in the solar system.

The darkness of the satellite appears to be due to its small size

and dust from the surface could easily escape due to the low gravity. In fact it is so low, that should one of the suggestions that it could be used as a space station be implemented, the personnel would have to be careful not to jump with too much enthusiasm or they might go into orbit. The escape velocity is 12 metres a second.

Since the satellite is elongated it is unlikely that it came into being by accretion and it is possible that it is a captured asteroid.

## GERMAN SATELLITE

The contract for the construction and systems management of *Aeros*, the second German satellite, has been awarded to the Dornier-System GmbH. *Aeros* is the successor to the recently launched *Azur* and is devoted to the study of the physical processes in the upper layers of the atmosphere. There will be five experiments, four German and one American and it is expected that it will be put into orbit in the summer of 1972, from the Vandenberg test range in California using an American *Scout* rocket.

The instruments to be carried for the German experiments are a mass spectrometer for the study of the atmosphere's chemical composition. This is done by measuring the number density of ions and neutral particles. An impedance probe will determine electron density in the ionosphere. A retarding potential analyser will measure the energy distribution of electrons and ions. An ultraviolet spectrometer will measure the flux and spectral distribution of the far ultraviolet radiation of the Sun.

The American experiment will measure the nitrogen present in the various layers of the upper atmosphere and the overall density of the neutral particles.

As the results of the last experi-

*An engineer uses a microscope to examine and find the cause of discolouration to the Surveyor 3 television camera landed on the moon in April 1967, and returned to Earth by the Apollo 12 astronauts last November.*

*The scientists expect the study to provide a guide in selecting materials and components for future space exploration.*

ment are required for a NASA satellite due to be launched in 1973, it will be essential that the construction programme and launch date be on time. The planned orbit is a specially selected one and the satellite will be placed in a polar orbit with a perigee of 235km and an initial apogee of 1,000km. The friction of the atmosphere at these altitudes will cause the satellite to fall towards the Earth.

After 105 days the apogee will have been reduced to 580km; at this point it will be raised again by 200km using a hydrazine chemical rocket. The reason for doing this is to collect data from comparable altitudes at different times of the year.

After a period of six months at this new altitude the satellite will then enter the denser parts of the atmosphere and finally burn up. Measurements during the final phase of its life are expected to be of considerable interest.

After each measuring orbit there will be one or two idle orbits to allow the batteries time to be recharged and the stored data transmitted back to Earth. The satellite is an airtight cylinder with one flat and one conical end.

## NIMBUS D SATELLITE

*Nimbus D* was launched from the Western test range in California by a Thorad Agena D. The butterfly shaped satellite weighs 620kg, and is in a circular near polar orbit 1,110km above the Earth and orbits in 107.3 minutes.

The British experiment was developed by GEC-Elliott for Oxford and Reading Universities and uses a very sensitive selective chopper radiometer which can detect radiation at low levels over six discrete bands. The measurements will give the first complete continuous picture of the 15 micron radiation. The temperature field in the region 25-50km above the surface and the conditions below 25km will be of considerable importance to forecasting in the future.

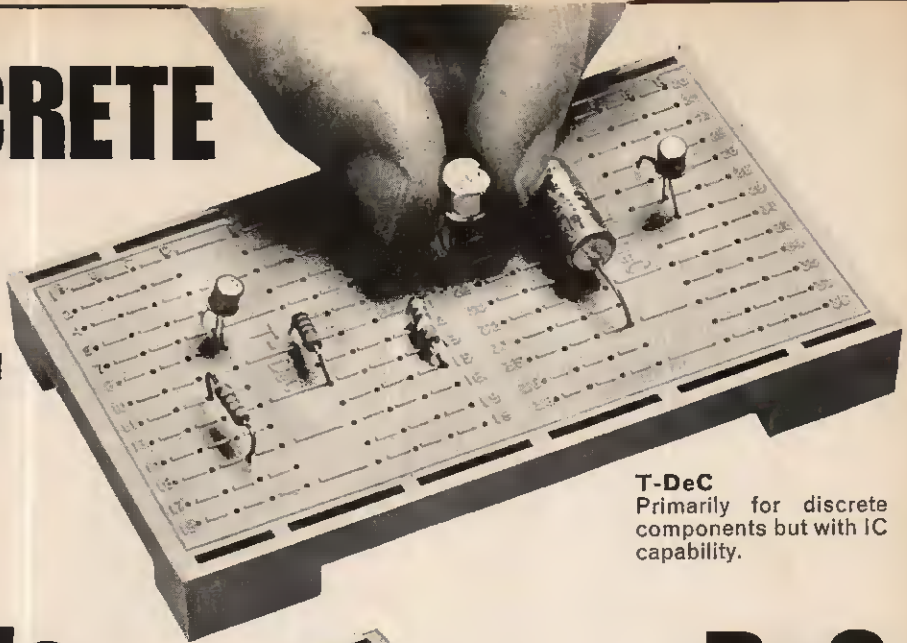
GEC-Elliott are now working on *Nimbus E* due to be launched in late 1972. In this satellite the number of channels will be increased to 16. The Meteorological Office will check the data against Radio Sonde measurements and provide daily charts for the Northern Hemisphere with information relating to several levels.




# DISCRETE

# or

# IC's



**T-DeC**  
Primarily for discrete components but with IC capability.



**μ-DeC 'B'**  
The board to use if breadboarding with one package type.  
If breadboarding with a variety of packages use μ-DeC 'A' general purpose breadboards.

# use DeC solderless modular breadboards

- Contacts designed for maximum life.
- Components inserted directly into board.
- Patch with ordinary wire.
- Modular, for economy and maximum use.
- Modules link to form any size of breadboarding.
- Slots accommodate heat sinks and control panels.
- Control panel supplied with every DeC.
- DeC's may be temperature cycled.
- Contacts available in a range of surface finishes.
- All contacts numbered for reference.
- All connection points shown on surface of DeC.



**S.D.C. ELECTRONICS (SALES) LTD.**

34 Arkwright, Astmoor Industrial Estate, Runcorn, Cheshire. Tel: Runcorn 5041.

# STEPHENS

ELECTRONICS  
P.O. BOX 26  
AYLESBURY, BUCKS.

SEND S.A.E. FOR LISTS  
GUARANTEE  
Satisfaction or money  
refunded.

## VALVES

AZ31	9/6	EF184	11/3	PL38	18/-	6U4	15/-
DAF91	8/3	EH90	10/3	PL81	10/3	6AT6	9/9
DAF96	8/3	EL34	9/9	PL81A	12/6	6U6A	15/6
DF91	9/-	EL41	10/-	PL82	7/3	6AV6	6/6
DF96	9/-	EL81	9/6	PL83	10/3	6BA6	9/6
DK91	11/6	EL84	7/9	PL84	8/3	6BE6	12/-
DK96	11/6	EL95	9/-	PL500	16/6	6BR7	15/-
DL92	7/6	EM81	11/6	PL504	17/-	6BR8	19/-
DL94	7/6	EM84/7	12/9	PL505	29/-	6BW6	16/6
DL96	9/3	EY51	7/6	PL508	20/-	6BW7	13/9
DY86/7	8/-	EY86/7	7/9	PL509	30/9	6CD6G	28/-
DY802	8/6	EX40/1	7/6	PL802	17/3	6V6G	8/-
EABC80	10/6	EZ80	6/6	PL805	17/3	6X4	7/6
EBC33	11/-	EZ81	5/9	PY32	10/-	6X5	9/6
EBC41	9/6	GY501	14/6	PY33	10/9	12AU6	15/-
EBC81	6/6	GZ30	9/6	PY80	8/3	12BA6	9/6
EBC90	9/6	GZ32/4	11/9	PY800	8/3	12BE6	12/-
EBF80	8/-	GZ33/7	16/3	PY801	8/3	12BH7	14/-
EBF83	8/-	KT66	25/6	PY82	7/-	35W4	9/6
EBF89	8/-	KT88	32/6	PY83	10/-	50C5	12/6
EB91	5/3	N37	15/6	PY88	8/3	6F23	15/6
ECC81	8/-	N339	25/6	PY500	20/-	6F24/5	12/6
ECC82/3	8/6	PC86/8	10/3	PZ30	16/-	6F26	8/3
ECC84/5	8/6	PC900	10/3	R19	13/-	6F28	11/6
ECC88	11/-	PC95	7/3	R20	15/-	6/30L2	15/6
E88CC	12/6	PC97	8/3	UABC80	10/6	10F1	15/-
ECF80/2	9/6	PCC84	9/3	UBF89	8/-	10F18	10/-
ECF86	11/-	PCC85	8/6	UBC41	9/9	10P13	16/-
ECH35	13/6	PCC88	14/-	UCC85	9/3	10P14	19/-
ECH42	13/3	PCC89	12/3	UCH42	13/9	20P4	20/-
ECH81	10/3	PCC189	12/3	UCH81	10/9	30C1	10/3
ECH83	8/-	PCF80	10/3	UCL82	10/3	30C15	13/9
ECH84	9/6	PCF82	10/6	UCL83	12/3	30C17	15/9
ECLL800	20/-	PCF84	9/6	UF41/2	11/-	30C18	13/6
ECL80	8/-	PCF86	12/3	UF80/5	7/6	30F5	16/6
ECL82	9/9	PCF200/1	16/3	UF89	8/3	30FL1	12/9
ECL83	11/6	PCF801	12/3	UL41	11/6	30FL12	17/6
ECL86	9/9	PCF802	12/3	UL84	11/-	30FL14	13/6
EF39	10/6	PCF805	13/-	UM80/4	9/-	30LI	9/3
EF80	8/-	PCF806	12/3	UY41	8/-	30L15	15/3
EF83	10/-	PCF808	13/6	UY85	6/9	30L17	14/6
EF85	8/3	PCH200	11/6	U25	15/-	30P12	15/6
EF86	13/3	PCL82	10/3	U26	15/-	30PL1	12/9
EF89	8/-	PCL83	12/3	UI91	14/6	30P4MR	20/-
EF91	8/6	PCL84	10/3	UI93	8/3	30P19	12/9
EF92	10/-	PCL85	10/6	U301	17/-	30PL13	18/6
EF93	9/6	PCL86	10/3	W729	11/-	30PL14	18/6
EF94	15/6	PDS500	38/6	Z759	24/6	30PL15	18/6
EF95	12/6	PFL200	14/9	5Y3	8/6		
EF183	11/3	PL36	12/9	5Z4	9/6		

90% B.V.A. BOXED (NORMAL GUARANTEE) OR OWN VALVES SUPPLIED, 1 YEAR'S GUARANTEE. ADD 6d PER VALVE ON ORDERS UNDER 6, OTHERWISE FREE POST AND PACKING.

## SEMICONDUCTORS

AC117	12/-	BC115	6/6	BF225	6/-	2N1305	4/10
AC126	4/4	BC117	7/9	BF257	9/6	2N1306	6/2
AC127	4/9	BC118	7/9	BF22A	9/6	2N3055	15/-
AC128	4/6	BC134	11/6	NKT125	5/9	2N3392	5/-
AC176	7/4	BC147	5/8	NKT281	4/-	2N3702	5/6
ACY17	6/-	BC148	4/4	NKT401	17/6	2N3705	4/6
ACY20	6/-	BC152	5/6	OC25	9/6	2N3711	4/9
AD149	11/8	BC175	5/6	OC44	5/6	2N3819	9/-
AD161	6/9	BC187	5/8	OC45	5/4	2N3826	6/-
AD162	6/9	BC213L	5/4	OC71	4/4	2N4062	4/6
AF114	4/8	BDY20	30/6	OC72	5/4	2N4289	4/6
AF115	4/8	BFY50	5/-	OC77	5/6		
AF116	4/9	BFX84	7/-	OC78	5/-		
AF117	4/6	BFX29	7/6	OC81	4/-	RECTIFIERS	
AF118	12/-	BF115	5/6	OC81D	4/-	BY126	4/4
AF126	4/8	BF117	9/6	(GET113)		BY127	5/-
AF127	4/8	BF163	7/-	OC84	5/-		
AF139	8/8	BF167	6/-	OC169	4/8		
AF178	9/-	BF173	7/-	OC171	6/-		
AF179	9/-	BF178	7/-	OC200	6/6	DIODES	
AF180	12/4	BF180	8/-	OC202	9/6	AA119	2/-
AF181	9/4	BF181	8/-	OC203	6/6	OA47	1/9
AF186	13/4	BF182	8/-	OC271	12/6	OA79	1/10
AF239	8/6	BF184	5/-	P346A	4/6	OAB1	1/10
BC107A	5/-	BF194	5/-	2N456A	17/6	OA91	2/-
BC108B	4/6	BF197	6/4	2N697	5/10	OA202	2/-
BC109C	5/-	BF200	7/4	2N698	10/6	BZY88	
BC113	5/6	BF224	6/-	2N1132	11/6	(SERIES)	6/6

ADD 5d. PER ITEM FOR POST AND PACKING FOR ORDERS UNDER 24 PIECES.

## CATHODE RAY TUBES

New and Budget tubes made by the leading British manufacturers Guaranteed for 2 years. In the event of failure under guarantee, replacement is made without the usual time wasting forms and postage expense.

Type	New £	Budget £
MW36-20		4.10.0
MW36-21		4.10.0
MW43-69Z	CRM171	
	CRM172	4.12.0
	CRM173	4.12.6
MW43-80Z	CME1702	4.12.6
MW43-80Z	CME1703	4.12.6
	CME1706	4.12.6
	C17AA	4.12.6
	C17AF	4.12.6
	CME1705	4.12.6
AW43-88		
AW47-90		
AW47-91	A47-14W	7.13.4
A47-14W		5. 7. 6
	CME1901	7.13.4
	CME1902	7.13.4
	CME1903	5. 7. 6
	C19AH	5. 7. 6
A47-13W	CME1906	10. 5. 6
A47-11W	CME1905	8.17.3
A47-26W	CME1905	8.17.3
A47-26W/R	CME1913R	9. 6. 8
AS0-120W/R	CME2013	10.17.0
AW53-80		6. 5. 0
AW53-88	CME2101	8.18.8
AW59-91		8.18.8
AW59-91	CME2303	9.11.8
AS9-15W	CME2301	7. 4. 0
	CME2302	
	CME2303	9.11.8
	CME2305	7. 4. 0
AS9-11W	CME2306	13.13.0
AS9-13W	CME2306	13.13.0
AS9-16W	CME2306	13.13.0
AS9-23W	CME2305	12.12.0
AS9-23W/R		12.12.0

PORTABLE SET TUBES  
TSD217 6.15.0  
TSD282 6.15.0  
A28-14W 9. 3. 4 Not supplied  
CME1601 7.15.0  
CME1602 8. 0. 0  
A discount of 10% is also given for the purchase of 3 or more New tubes at any one time.  
All types of tubes in stock. Carriage and insurance 15/-.

## TRANSISTORISED UHF TUNER UNITS NEW AND GUARANTEED FOR 3 MONTHS

Complete with Aerial Socket and wires for Radio and Allied TV sets but can be used for tuning makes.  
Continuous Tuning, 90/-; Push Button, 100/-.

## STYLII

TC8, GC2, GP59, GC8, DC284, Stereo 105, 106, 208, 2/- each (individually boxed); ST3/5, ST8/9, 9TA, 9TA/HC, GP91, 8/-, Diamond. Post and packing 5d per item for orders under 24.

## TAPES (Polyester PVC)

4in L.P., 8/6; 3in L.P., 5/6.  
Standard Play: 600ft 5in, 8/6; 900ft 5 1/2 in, 10/6; 1,200ft 7in, 12/6.  
Long Play: 900ft 5in, 11/-; 1,200ft 5 1/2 in, 13/-; 1,800ft 7in, 18/-.  
Double Play: 1,200ft 5in, 16/-; 1,800ft 5 1/2 in, 19/-; 2,400ft 7in, 28/-.  
Phillips type Cassettes (in plastic library pack): C60, 10/6; C90, 12/6; C120, 19/6.  
Post and packing 1/6 on all orders.

## ACOS CARTRIDGES

GP91-1—Medium output Mono Crystal, 21/- inc. P. Tax.  
GP91-3sc—High output Mono Crystal (TC8H, TC8M, BSR X3H, X3M), 21/- inc. P. Tax.  
GP93-1—Stereophonic Crystal, 24/9 inc. P. Tax.  
GP94-1—Stereophonic Ceramic, 31/- inc. P. Tax.  
GP95-1—Stereophonic Crystal, 24/9 inc. P. Tax.  
GP96/1—Stereophonic Ceramic, 31/6 inc. P. Tax.

TERMS, CASH WITH ORDER ONLY. POST AND PACKING PAYABLE ON ORDERS UP TO £3, AFTER THAT, FREE EXCEPT C.R.T.'s.

# OSCILLOSCOPE CALIBRATOR

By R. CARTWRIGHT

A square wave generator for calibrating oscilloscope Y amplifiers, and the frequency compensation of probes and attenuators. Is also useful as a general purpose unit for checking audio amplifiers, tone control circuits, Schmitt triggers, monostables, etc.

## SPECIFICATION

OUTPUT	Square wave, 10V peak-to-peak max.	OUTPUT LEVEL	0.1V, 0.2V, 0.5V, 1V, 2V, 5V, 10V
FREQUENCIES	1kHz, 10kHz, and 25kHz	RISE TIME	Better than 1 $\mu$ s
CALIBRATION	With ordinary d.c. voltmeter		

ONE problem often associated with home constructed projects is that of calibration. This article describes a small unit for calibrating the "Y" amplifier of an oscilloscope.

The best calibration waveform for this purpose is the square wave, its flat top and bottom make it easy to see and align with graticule markings. It can also be used for adjusting the frequency compensating capacitance of an attenuator or probe. Having decided on the waveform, we need a method of calibrating the calibrator.

## USING A VOLTMETER

A conventional multimeter could be used on the a.c. voltage ranges (but see end of article). Rather old a.c. meters are not recommended because their meter rec-

orders tend to change their characteristics with age. In any case, multimeters are usually considered to be more accurate and are more easily checked on the d.c. ranges. It would, therefore, be more convenient to use the d.c. ranges because the meter is an average reading instrument.

If we try to measure a square wave voltage on a d.c. meter, the reading will be zero (Fig. 1a) because the positive parts of the waveform cancel the negative sections. If we offset the d.c. level to the bottom of the square wave, the meter will read half the maximum (Fig. 1b).


## EMITTER TIMING CIRCUIT

The circuit (Fig. 2) is quite straightforward, consisting of a multivibrator followed by an output stage. The multivibrator, TR1 and TR2, has the timing components in the emitters and uses only one capacitor. This is an advantage if different frequencies are required since only one capacitor is required for each frequency.

It is also possible to adjust the frequency by varying the value of the collector resistor of TR1. This makes it possible to set the multivibrator to an exact frequency if required.

The basic frequency of the instrument is 1kHz; this is a "standard" frequency for voltage calibration and is used on commercial oscilloscopes.

The output transistor TR3 has its current set to 10mA



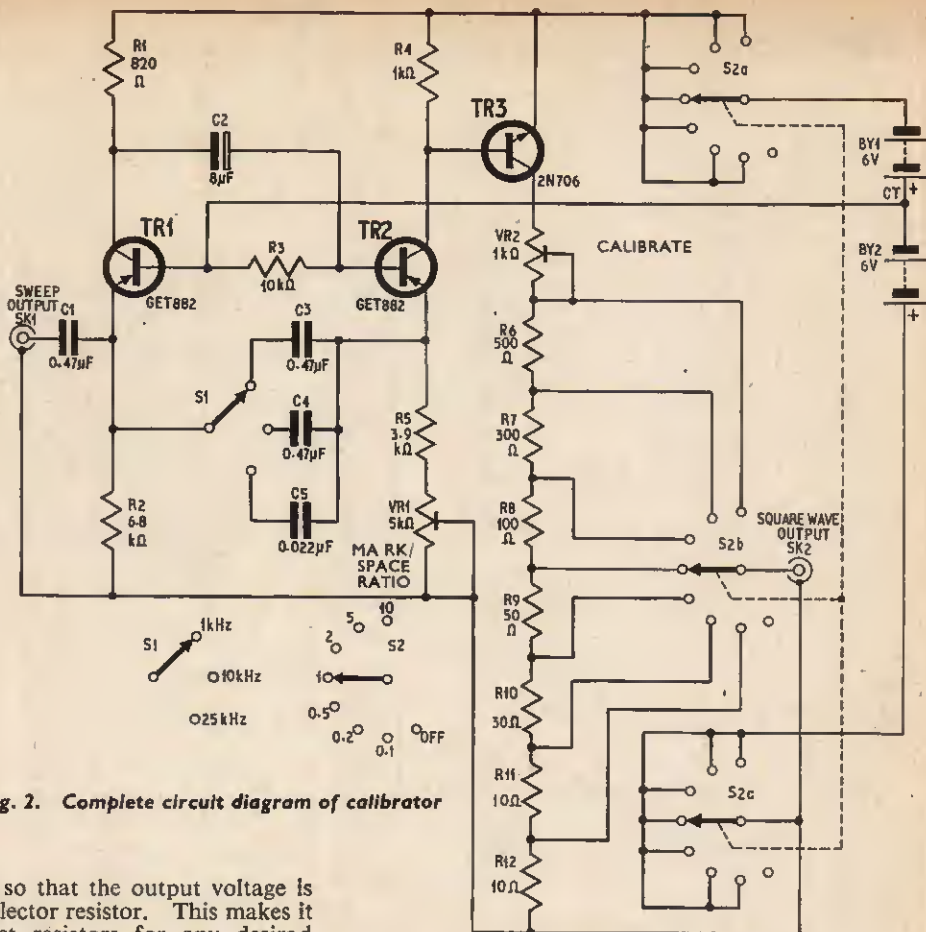


Fig. 2. Complete circuit diagram of calibrator

by VR2 (see setting up) so that the output voltage is directly related to the collector resistor. This makes it a simple matter to select resistors for any desired sequence of output voltages.

The output is taken from this resistor, the earth being the positive side of the supply. This method of connection gives the d.c. level to the signal. This resistor is divided into sections which subdivide the output voltage in a 1, 2, 5 sequence from 100mV to 10 volts peak-to-peak.

Only the 10 volts position of output voltage selector needs to be adjusted; all other positions depend on the accuracy of the resistors used.

### CONSTRUCTION

Layout is not critical, except that the voltage selector switch and VR2 should be close to TR3. See Fig. 3. The resistors used in the voltage selector switch should be selected to 2 per cent or better from 5 per cent stock; all other resistors can be 5 per cent.

Any transistors having similar specifications to those quoted should work satisfactorily. Take care to connect them correctly; the first two are *pnp* and the output transistor is an *npn* type.

### SETTING UP

After checking the wiring for errors, switch on and view the output on the oscilloscope. Set the mark space ratio to exactly 1:1 by adjusting VR1. Then, set the output switch to the 10 volts position, connect a d.c. voltmeter to the output socket and adjust the set output control until the reading is 5 volts. The unit is now ready for use. Connect it to the "Y" amplifier input on the oscilloscope.



# COMPONENTS . . .

## Resistors

- R1 820Ω 5%
  - R2 6.8kΩ 5%
  - R3 10kΩ 5%
  - R4 1kΩ 5%
  - R5 3.9kΩ 5%
  - R6 500Ω (1kΩ + 1kΩ in parallel)
  - R7 300Ω (150Ω + 150Ω in series)
  - R8 100Ω
  - R9 50Ω (100Ω + 100Ω in parallel)
  - R10 30Ω (15Ω + 15Ω in series)
  - R11 10Ω
- All  $\frac{1}{4}$  watt, 5% carbon except R6 to R11 at 2%

## Potentiometers

- VR1 5kΩ skeleton preset or slider preset
- VR2 1kΩ linear preset control

## Capacitors

- C1 0.47μF polyester 5%
  - C2 8μF elect. 15V
  - C3 0.47μF polyester 5%
  - C4 0.047μF polyester 5%
  - C5 0.02μF polyester 5%
- (See Table 1)

## Transistors

- TR1, TR2 GET882 or 2N1305 (2 off)
- TR3 2N706

## Switches

- S1 Single pole, 3-way rotary switch
- S2 3-pole, 7-way (8 positions minimum) can be made up from wafer switch parts, two or three wafers, up to 12-way, 8 used

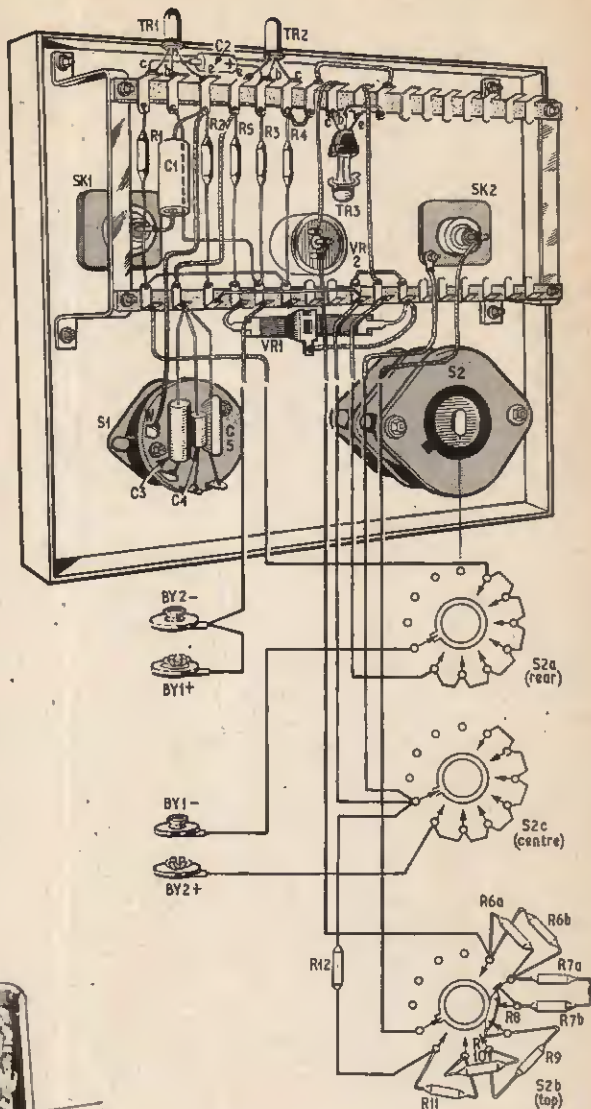



Fig. 3. Wiring and component layout



## Sockets (with plugs)

SK1, SK2 Coaxial panel mounted sockets and plugs or "u.h.f." style p.t.f.e. connectors as on model

## Miscellaneous

Aluminium case to hold components and batteries approx. 6in x 5in x 5in  
Miniature tag strips, knobs and wire




Fig. 4. Square wave of 10V peak-to-peak represented on graticule

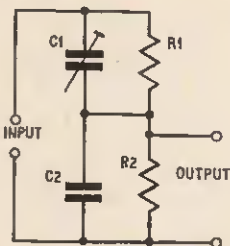


Fig. 5. Oscilloscope attenuator with frequency compensation

## USING THE CALIBRATOR

To calibrate an oscilloscope, set the calibrator output voltage switch to the 10 volts position, set the "Y" input switch on the 'scope to 10 volts per centimetre and adjust the preset "Y" gain control until the top and bottom of the square wave are in line with graticule lines 1 centimetre apart (Fig. 4).

Repeat this for the other ranges, checking that the square wave is not distorted on any of them. If it is, adjustment of the attenuator trimmer should correct this to a good waveform with a square corner and flat top. Incorrect compensation will show up as overshoot of the leading edge (over compensated) or as a rounded corner (under compensated).

It does not matter if the 'scope is a.c. or d.c. coupled. If the 'scope is a.c. coupled it will be immune to the d.c. level in the signal. If the 'scope is d.c. coupled a slight readjustment of the "Y" shift control is all that is required.

The signal has a d.c. level so that the unit can be calibrated using an ordinary d.c. voltmeter (preferably an Avo "8"). Once the mark space ratio is set to 1:1 the d.c. level is always half the peak to peak value. This feature makes it unnecessary to use Zener diodes to stabilise the supplies, since it only takes a moment to check the calibration.

## FREQUENCY COMPENSATION

As well as voltage calibration the unit is also useful for frequency compensation of attenuators and probes.

The risetime is better than  $1\mu\text{s}$  and the top is flat so that observation of the unit's waveform on the 'scope under test will show if adjustment of the 'scope is required.

The circuit of a typical 'scope attenuator section is shown in Fig. 5. When in correct adjustment the time constant of  $C_1, R_1$  will be equal to that of  $C_2, R_2$ .

Because a square wave contains high frequency components in the verticals and low frequency com-

ponents in the flat sections, a square wave at the input will be undistorted at the output only if  $C_1 R_1$  equals  $C_2 R_2$ .

In practice the unit is connected to the 'scope input, the waveform is observed and any departure from the correct waveform is compensated for by adjustment of the trimmer  $C_1$  in Fig. 5.

## OTHER USES

Apart from these two jobs the unit is useful as a square wave generator for general purposes. Checking audio amplifiers, tone controls, Schmitt triggers, monostables and other switching or CR circuits.

The ramp output SK1 is for checking trigger circuits. If the oscilloscope is fitted with a "Trigger Level" control it should be possible to select any point on the ramp and trigger at that point.

To make the unit more useful as a general purpose square wave generator, two other frequencies are available. These are (on the author's unit) 10kHz and 25kHz. When the original was built, these two frequencies were chosen, together with a slightly different output stage which gave a much faster rise time, for work on oscilloscope delay lines.

They are rather high for audio work though, and some constructors may prefer lower frequencies such as 500Hz and 5kHz for this work. All that needs to be done is to change the timing capacitor,  $C_2$ , as indicated in Table 1.

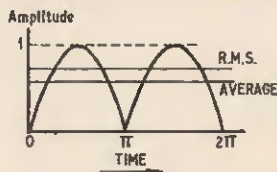
Table 1. EMITTER COUPLING CAPACITANCE

Capacitance	Frequency
1.0 $\mu\text{F}$	500Hz
0.5 $\mu\text{F}$	1kHz
0.1 $\mu\text{F}$	5kHz
0.05 $\mu\text{F}$	10kHz
0.025 $\mu\text{F}$	20kHz
0.02 $\mu\text{F}$	25kHz

## METER MEASUREMENTS

There is sometimes confusion about measurements with moving coil meters and especially about the terms "average" and "r.m.s." when applied to readings taken with such meters. The output waveform from the meter rectifier on sine waves is shown in Fig. 6. If the

continued on page 654



To find the average value of the sine between zero and  $\pi$ , find the area and divide by the base.

$$\text{Area} = \int_0^{\pi} \sin x \, dx = [-\cos x]_0^{\pi} = [1] - [-1] = 2 \text{ sq. units.}$$

$$\text{Average} = \frac{2}{\pi} = 0.637$$

$$\text{Form factor} = \frac{0.707}{0.637} = 1.11$$

Fig. 6. Meter rectifier output wave form for sine wave input. To find the average value of the sine between zero and  $\pi$  find the area and divide by the base





# BOOK REVIEWS

## PHOTOELECTRONIC DEVICES

By J. B. Dance, M.Sc., B.Sc.  
Published by Iliffe Books Ltd.  
172 pages, 8½ in × 5½ in. Price 42s.

MUCH of the usefulness of modern electronics is due to the exploitation of the photoelectric effect. It follows that full appreciation of electronic circuits is not possible without a good knowledge of photo-electronic devices. This book is timely and offers a sound introduction to the subject to readers who have a previous knowledge of basic physics to about G.C.E. "advanced" level.

After an introduction to the basic physics of infra-red, visible light and ultra-violet radiation, there follow chapters on semiconductor fundamentals, with emphasis on electron energy levels, and photoemissive materials. The remainder of the book deals with a variety of different devices: evacuated tubes, such as photoemissive diodes, photomultiplier tubes, and image intensifiers and converters; semiconductor photodevices, including junctionless photoconductive cells such as the familiar cadmium sulphide and cadmium selenide devices; junction photodevices such as phototransistors, and more sophisticated integrated circuit light detectors, based on new principles.

The final chapter is devoted to electroluminescent devices and provides a valuable curtain raiser to what is undoubtedly going to be a most exciting development area in the future.

To the student and amateur enthusiast alike, the value of this book is enhanced by the inclusion of practical circuits illustrating some everyday applications for the devices described. Component values are included, and device types are specified.

F.E.B.

## 110 SEMICONDUCTOR PROJECTS FOR THE HOME CONSTRUCTOR

By R. M. Marston  
Published by Iliffe Books Ltd.  
125 pages, 8½ in × 5½ in. Price 18s (soft back).

BASIC differences between silicon and germanium transistors and their circuit configurations provide an essential introduction to the common usage of silicon devices. From here on this book describes many well established circuits or "building bricks" which can be found elsewhere.

With a title such as this book carries, one would expect to find more practical details in addition to theory, such as is found in the book "Using Semiconductors" (reviewed in our May issue). This book has no practical guidance at all, and it is left to the "home constructor" to sort out the information himself. He can do much the same by obtaining technical application reports.

The circuits dealt with include one- and two-stage linear amplifiers (small signal only), switching circuits, regulators, f.e.t. amplifiers, unijunction oscillators, s.c.r. switching at low voltages, and a variety of circuits using the simple "dual gate" integrated circuit.

M.A.C.

## CIRCUIT CONSULTANT'S CASEBOOK

By T. K. Hemingway  
Published by Business Books Ltd.  
210 pages, 9 in × 5½ in. Price 75s.

FOR circuit designers and trouble shooters alike, this excellent volume goes a long way towards attacking design defects that are all too often overlooked.

Although a circuit can be designed to function fairly easily by using reference works, there are factors which can make the reliability of long term safe operation an unknown quantity. The principle concern of the author here is to safeguard transistors in spurious, irregular, or transient overload conditions.

As Head of Electronic Technology at the Guided Weapons Division of B.A.C., it is easy to understand that diagnosis and cure are by-products of a reliability conscious designer. Yet he has attempted here to help other designers to adopt such an approach to first principles design philosophy.

The text is written in an absorbing manner and should be of value to designers with a fairly broad background in circuit design.

While openly admitting that the examples given are not intended to be the last word in all applications, the author does set the designer on his toes for some of the more common pitfalls.

This book is divided into two parts: Part 1 discusses basic design problems, common errors and their correction; Part 2 deals with the ways of meeting specification requirements not readily achieved by standard textbook circuits. The maths is kept to a minimum and only involves the simple algebra normally expected in basic principles.

It is a curious thing that some of the best books on electronics tend to be pricy, but 75 shillings spent on this could save several pounds on damaged components.

M.A.C.

## LUMINESCENT SCREENS, PHOTOMETRY AND COLORIMETRY

By J. Kalmer M.Sc.  
Published by Iliffe Books Ltd.  
200 pages, 8½ in × 6½ in. Price 60s

AS THE title of this book suggests, colorimetry and photometry form the subject matter, it is not concerned with luminescence generally, and anyone expecting an explanation of the luminescence mechanism will be disappointed.

The author is concerned only with cathodoluminescence (this is the principle used in cathode ray tubes where phosphors are excited by an electron beam) and then only with the testing of emitted light rather than production of the radiation. Other forms of luminescence, photoluminescence, electroluminescence, etc. are defined on page 1 and then disregarded.

As a book on television screen testing, however, it is difficult to rival. The author, a Czechoslovakian, has had many years experience in objective methods for assessing TV picture quality in both monochrome and colour and practically all aspects are covered. Chapter four, "Colour Measurements" is particularly good.

This book is likely to be of interest to the television enthusiast, particularly with regard to colour, but it is not for casual, general interest reading. The testing methods described are not for the amateur, they are rigorous and require a well equipped laboratory. Mathematical treatment is used throughout.

In all, a very specialised book, but certainly an authoritative work in its field.

K.J.M.

## A NEW SERIES FOR THE BEGINNER

with a material (such as caesium-antimony alloy) which emits electrons when exposed to light. The anode is positively charged by the battery.

When light falls on the cathode, electrons are liberated and flow to the anode; a voltage appears across resistor R. The output voltage is nearly proportional to light intensity.

### Photodiode

A reverse biased semiconductor diode conducts a negligible leakage current, but if light is allowed to reach the *pn* junction it will cause a reverse current to flow. This phenomenon is called *photoconductivity*.

In the circuit in Fig. 5.2b, the diode is reverse biased by the battery, the output voltage being roughly proportional to light intensity.

### Photovoltaic Diode

The solar cell used in space satellites is an example of a photovoltaic diode, which acts like a battery when

# THIS

If the input or output device connected to an electronic circuit converts one form of energy into another it is called a "transducer".

The block diagram in Fig. 5.1 shows a typical transducer application, the Geiger counter. A Geiger Müller tube converts energy resulting from radioactive decay processes into pulses of electrical energy, which are then amplified for conversion into "clicks" of sound energy by a loudspeaker.

In the following descriptions transducers are grouped under six main headings; light, heat, sound, magnetism, motion, and atomic radiation, denoting the type of energy conversion involved.

## LIGHT SENSORS

### Photoemissive Cell

The photoemissive cell in Fig. 5.2a consists of two electrodes in a vacuum or gas. The cathode is coated

exposed to light (Fig. 5.2c). A small silicon photovoltaic diode will generate a current of several milliamps at a potential of about 0.5V in direct sunlight.

Photovoltaic cells used in photographic light meters employ selenium as the photosensitive material.

### Light Dependent Resistor

A photoresistor or light dependent resistor (Fig. 5.2d) has a resistive element, usually made of cadmium sulphide, contained in a transparent case. When light shines on the element its resistance decreases. In the circuit in Fig. 5.2d, the output voltage increases with illumination.

The photoresistor is not polarised like a diode, and behaves like an ordinary resistor under conditions of constant illumination, so can be fed from an a.c. as well as d.c. source.

### Phototransistor

The phototransistor has a built-in amplification characteristic. Light on the base-emitter junction causes an internal base current to flow, even when the base lead is left disconnected, and this gives rise to a much larger collector current. In the circuit in Fig. 5.2e, the output varies inversely with light intensity.

### Response

There is a limit to the speed with which a photosensor will respond to rapid changes of light intensity. For example, the output signal from cadmium sulphide photoresistors and selenium cells tends to fall off if the light input is made to pulsate rapidly at frequencies in excess of a few hundred hertz.

Ordinary silicon phototransistors and photodiodes can respond quite well to light pulsating at 20kHz, while special photoconductive diodes will reach 300MHz. The upper frequency limit of photoemissive cells is theoretically high, but is usually limited in practice, by the high impedance of the device, to around 25kHz.

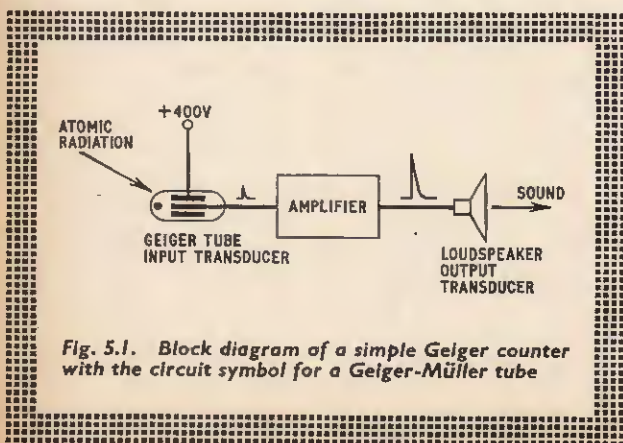


Fig. 5.1. Block diagram of a simple Geiger counter with the circuit symbol for a Geiger-Müller tube

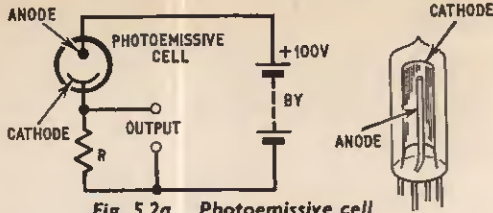


Fig. 5.2a. Photoemissive cell

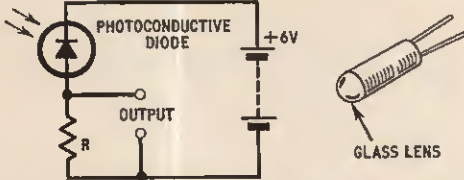


Fig. 5.2b. A semiconductor diode used as a light-sensor

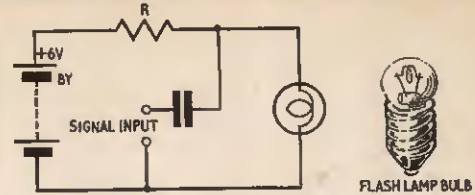


Fig. 5.3a. Tungsten filament lamp

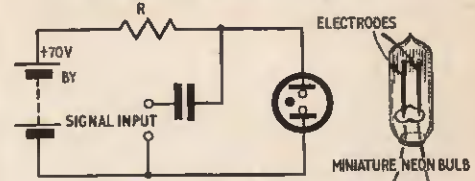


Fig. 5.3b. Gas discharge lamp

# WAY TO ELECTRONICS 5

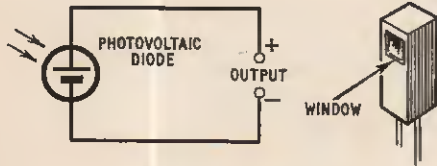


Fig. 5.2c. Photovoltaic diode or solar cell

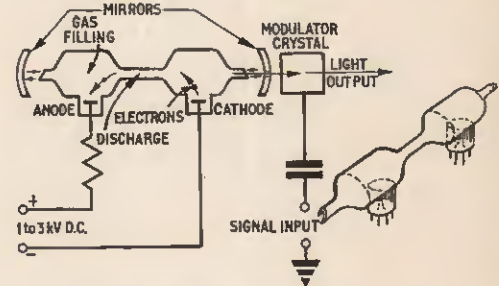


Fig. 5.3c. Laser tube

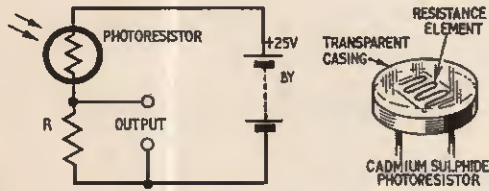


Fig. 5.2d. Light dependent resistor

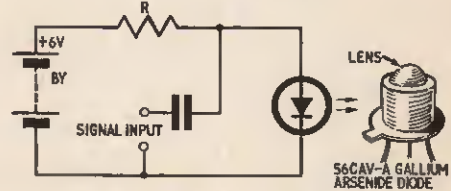


Fig. 5.3d. Gallium arsenide diode

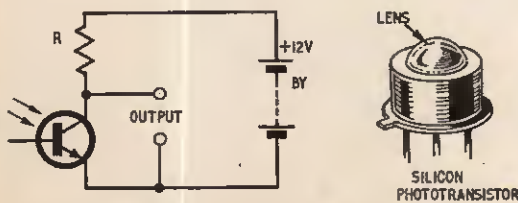


Fig. 5.2e. Phototransistor has light sensitive base emitter junction

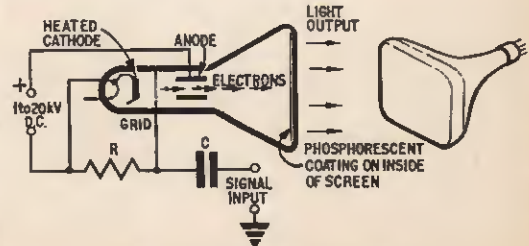


Fig. 5.3e. Cathode ray tube

## LIGHT EMITTERS

### Filament Lamp

Tungsten filament lamps can be used as output transducers to convert an electrical signal into a modulated light signal, (Fig. 5.3a) examples being colour organs, psychedelic displays, and systems for transmitting information by modulating light instead of radio waves to one of the photosensors mentioned above.

Unfortunately, the tungsten filament transducer is hampered by thermal inertia and cannot respond efficiently to a.c. input signals of more than a few hundred hertz.

### Gas Discharge Tube

Gas discharge tubes (Fig. 5.3b) can give pulsating light outputs up to several kilohertz when fed from a high voltage input signal. Applications are similar to those of the tungsten lamp, but also include the stroboscope and photographer's electronic flash gun.

The light amplifier or laser shown in Fig. 5.3c is basically a gas discharge tube, arranged so that most of its light output is reflected back into the tube by mirrors, thus causing a build-up of energy. The output taken from a small orifice in one of the mirrors can be a narrow, high intensity parallel beam of coherent light or infra-red.

One method of modulating the light output is to pass the beam through a crystal which exhibits variable light transmission with applied voltage. Lasers also make effective heat emitters due to the high energy content of the beam.

### Semiconductor Diode

Semiconductor diodes made of gallium arsenide will emit infra-red energy (just beyond the red end of the visible spectrum) when forward biased (see electroluminescent diode Fig. 5.3d). Light output is proportional to forward current and can be modulated up to 100MHz.

### Cathode Ray Tube

In a television cathode ray tube, a narrow, controlled beam of electrons bombards a phosphorus coating and causes it to emit visible light, Fig. 5.3e.

Although the cathode ray tube is electrically capable of responding to high frequency signals, and can give a fine definition picture of slow moving images, the rate at which the phosphorescent output can change state, from white to black is restricted by the afterglow properties of the coating.

Special phosphors used with film scanners can have an afterglow persistence of less than  $0.2\mu\text{s}$ , equivalent to a modulated light output of 5MHz, but ordinary television tubes are much slower than this, say  $50\mu\text{s}$  or more.

## HEAT SENSORS

A heat sensor can either work by conduction, in direct physical contact with a heat emitting substance or device, or by radiation when infra-red energy is absorbed. The energy and wavelength of infra-red radiation is dependent on temperature. Several types of light sensor will also respond to infra-red emissions from substances which are not quite red hot, say at 300 degrees C, but are unsuitable for lower temperatures.

There are certain semiconductor devices—mainly confined to the laboratory—that will detect the heat of

## HEAT SENSORS

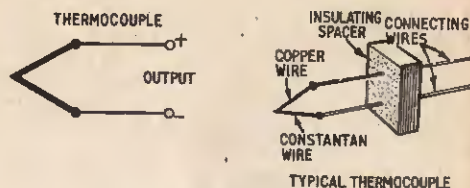


Fig. 5.4a. Thermocouple

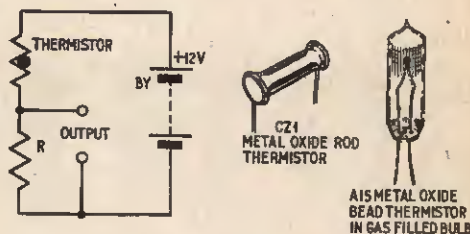


Fig. 5.4b. Thermistor

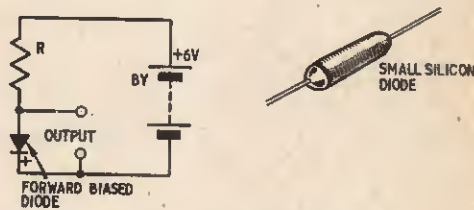


Fig. 5.4c. Heat sensitive diode

the human body, but they usually have to be refrigerated in a cryostat at near absolute zero temperature. For temperatures below  $300^{\circ}\text{C}$  there remain the devices which operate by conduction.

### Thermocouple

The first example of a heat sensor is the thermocouple in Fig. 5.4a. Two wires of dissimilar metals, say copper and constantan, are joined together to form a bimetal junction. A voltage will be produced across this junction when it is heated or cooled relative to the connecting wires. Output is zero at ambient temperature and of opposite polarities for hot and cold.

### Thermistor

A thermistor (Fig. 5.4b) has an exaggerated negative temperature coefficient, that is to say its resistance

# HEAT EMITTERS

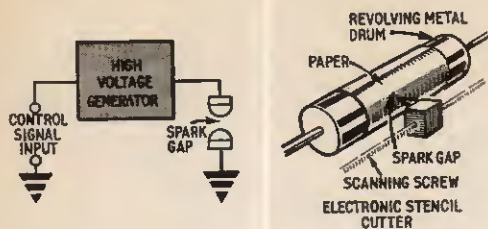


Fig. 5.5a. Electronic stencil cutter

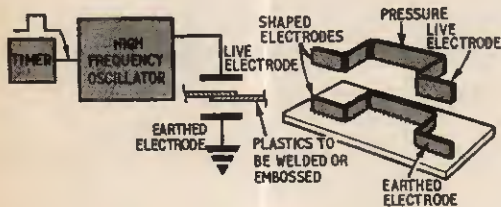


Fig. 5.5b. Dielectric heater

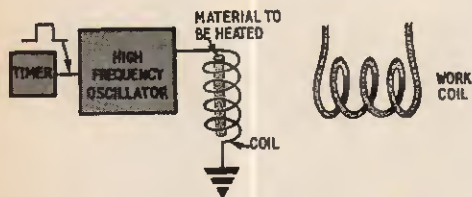


Fig. 5.5c. Inductive heater

decreases markedly with a rise in temperature. In the circuit in Fig. 5.4b, a thermistor is arranged in series with a resistor, so that output voltage will increase with temperature.

The response of a thermistor to temperature is not linear, but varies exponentially with inverse absolute temperature ( $^{\circ}\text{K}$ ). Positive temperature coefficient thermistors are shown in circuit diagrams with a small circle in place of the black dot.

## Heat Sensitive Diode

An ordinary silicon signal diode of the type commonly encountered in electronic circuits will act as a heat sensor when forward biased. The output voltage taken from across the diode in the circuit of Fig. 5.4c is inversely proportional to temperature.

## HEAT EMITTERS

Heat emission occurs in electronic circuits as a by-product when resistive components are conducting a current, but this is not the deliberate use of heat as output energy from a transducer.

### Spark Maker

The humble electric spark is a heat emitter which is often taken for granted. For instance, the output from an electronic car ignition system is applied at precise intervals by means of a spark.

Then there is the electronic stencil cutter which employs a spark to burn holes of variable diameter in ink duplicator stencils, see Fig. 5.5a. A similar idea is sometimes used to reproduce weather maps from satellite transmissions, on heat sensitive paper.

### Dielectric Heater

A dielectric heater—resembling a capacitor—can weld or emboss sheets of thermoplastic material, in the manufacture of motor car seats, purses, wallets, and so on (see Fig. 5.5b).

The plastics to be heated are inserted between two cold electrodes of almost any desired shape and surface finish, which are then pressed together by a spring. One electrode is earthed and the other is fed from the output of a powerful high frequency oscillator (30–50MHz at 1–10kW).

Molecular disturbance within the plastics generates internal heat without appreciable heating of the electrodes, thus softening the plastics. A microwave household oven works on a very similar principle to cook food right through in a short time.

### Inductive Heater

Inductive heaters (Fig. 5.5c) are suitable for heat treatment of conductive materials, or materials enclosed in a conductive container. Processes such as melting, hardening, tempering, annealing, soldering, brazing, and sintering can be performed with great precision in this manner.

In Fig. 5.5c an oscillator supplies a.c. to a coil of copper tubing, into which the work to be heated is placed. At low frequencies the work will be heated uniformly, but if the oscillator is tuned to several megahertz, heating will take place only at the surface of the workpiece.

### Gas Discharge

Lasers have been successfully employed as heat emitters for micro-spot welding of metals and for fixing detached retinas in eye operations, refer back to Fig. 5.3c.

Part six next month will continue the section on transducers and the series will be concluded with descriptions of miscellaneous electronic devices.

# POINTS ARISING

## MUSICAL STAVE (May 1970)

In the paragraph relating to power output the r.m.s. output voltage should have been given as  $\frac{9}{2\sqrt{2}}$  since a sinusoidal swing would be between  $\pm 4\frac{1}{2}$  volts. As the actual output from the circuit is rectangular, the power available will vary with the signal mark-space ratio reaching a peak of 580 milliwatts when the ratio is unity.



# ELECTRONORAMA


## B.B.C. Automatic Data Exchange

ON April 6 the B.B.C. brought into service a new automatic message switching system using an STC 6350 automatic data exchange (ADX).

The B.B.C.'s Teleprinter network for the transmission of news and other messages serves 60 outstations in London and the Regions. It handles more than 700,000 messages each year and has had an annual growth rate of some 3 per cent. The hub of the system is at the London Communications Centre in Broadcasting House.

Before the introduction of the new system a point had been reached where further expansion was not possible and the congestion that inevitably occurred at peak periods, due to manual connection to addressee outstations, could not be relieved. This congestion created delays in message transmission. Moreover, a substantial amount of urgent news traffic for non-metropolitan stations had to be diverted to the public telephone service to ensure immediate delivery.

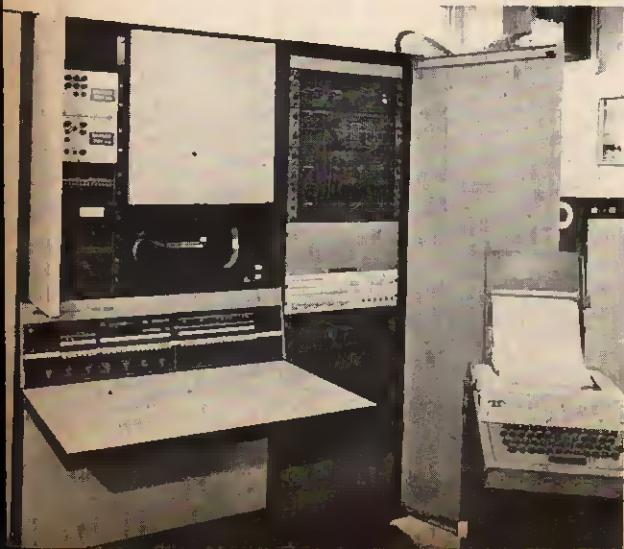
In addition to routing and retransmitting messages automatically through the communications centre with a transit time of only milliseconds, some of the major facilities provided by the new 6350 ADX system, the computer section of which is shown below left, are:




On-line message preparation for messages telephoned into the centre or delivered by messenger, there are six 8-unit code 100 word per minute teleprinters, shown above; which feed the messages to the ADX system that immediately puts the messages into the standard format and transmits them to various outstations according to the addressing information given.

Connection to the automatic Telex network; under licence from the Post Office connections to the network have been included to cater for both incoming and outgoing messages.

System reporting and control facilities that report abnormal conditions for supervisory action. These facilities include a visual display unit, shown in operation above, for the inspection and correction of messages rejected by the ADX because of incorrect or incomplete routing information.





## Electronic Test Equipment

Two recently announced electronic circuit test equipments are shown above and left, they are: the Fixit (left), an inspection test system for checking mass-produced electronic circuit board assemblies, and the test console (above) used by H. J. Leak for checking tuners and amplifiers.


Fixit, a plugboard or tape programmed test system, has been introduced by Systomation, Inc., New York. The system has the ability to check the exact values of electronic components, such as resistors, diodes, transistors, etc., even though they are wired together in complex parallel electronic circuits. The system is already in use in the United States.

The comprehensive final testing of high fidelity tuners and amplifiers takes up to forty-five minutes by hand. Now H. J. Leak, part of The Rank Organisation, are using a £10,000 Ethermatic test console that carries out an exhaustive test procedure on each unit in about one-tenth of that time. A print-out of all readings made on a tuner or amplifier is available at the end of each test cycle. The unit is shown in use testing a stereo hi-fi amplifier.

## Mini-Computer

The latest commercial mini-computer from Raytheon Computers is only 16 inches high and weighs 75 pounds, yet has a memory expansion of up to 32,000. The computer is particularly suitable for applications relating to instrument and process control, data communications and data acquisition as well as basic scientific research.

A small Raytheon digital computer that was produced specifically for space flight is shown being programmed via a display keyboard, during testing, below. The "brain" of the Apollo flights, these computers are only approximately one cubic foot in volume.



## Climatological Station

The photograph below shows a "Hy-Met" recorder test set being used to check the functioning of a Climatological Recording Station. Both the equipments in the photograph are manufactured by the Environmental Sensors Division of Plessey.

The Climatological Station makes and records over 55,000 measurements. It is self-contained and can monitor such parameters as rainfall; humidity; wind speed and direction; air, soil and water temperatures; barometric pressure; solar radiation; water level, flow and pH.


The equipment can be installed on land, drilling rigs, or on board ships and the information is recorded on standard  $\frac{1}{4}$  inch magnetic tape. This tape is translated using standard Plessey equipment to provide computer compatible paper tape.

Designed for use with Plessey hydrological and meteorological monitoring and recording systems, the "Hy-Met" recorder test-set provides facilities for readily checking the function of the station.





# DECIMAL CURRENCY CONVERTER



**T**HE change to decimal currency in the U.K. on February 15, 1971 draws nearer as the series of new coins is introduced. But the fact remains that we have undertaken a very difficult operation by maintaining the pound as the major unit of currency, and created the task of relating 24 old pennies to 10 new pence.

Electronic methods of conversion to cope with all the 199 values under £1 fall into two categories: analogue or digital computer techniques.

The analogue method using a simple Wheatstone bridge type of balance was tried, but it was difficult to obtain a sufficient degree of accuracy, it being necessary to be within 0.5 per cent. It is difficult to achieve this, even with quite sophisticated circuits and impossible with simple electronics using dials or meters, so this method was abandoned.

## DIGITAL CONVERSION

When one tries the digital method it is then that the problems which our planners have imposed become apparent. The instrument finally devised uses switches to select the shilling and pence values, while lamps show the new pence equivalents. Some way of combining the switches and reducing the number of lamps had to be found to reduce the cost of the instrument. It is emphasised at this stage that this instrument carries out conversion only and is not suitable for use as an adding machine. The circuit diagram of the Decimal Currency Converter is shown in Fig. 1.

## DIODE LOGIC

This conversion unit uses diode logic. Following the front panel layout in Fig. 2, the selector switches are divided into three rows, one for the even values of shillings (two to eighteen), one row for the odd values of shillings (one to nineteen) and one row for the old pence values—1d, 2d and 3d, 4d, 5d, 6d, 7d, 8d, 9d and 10d, and 11d, thus giving a total of 28 switches. Notice that 2d and 3d are combined on one switch, so are 9d and 10d.

The lamps are arranged in two vertical columns, the left-hand column of nine lamps representing 10p at the bottom of the column, 20p, 30p and so on up to 90p at the top. There is a single lamp to the right of these columns which correspond to  $\frac{1}{2}$ p.

In this way any of the 199 values of shillings and old pence can be selected using two switches. The equivalent value in new pence will appear in the columns of lamps, one lamp in each column lighting up.

The lamps can be 6 volt 0.1A m.e.s. bulbs or 6V 0.75W l.e.s. bulbs. The relay coil must also be rated for 6 volts operation. Of course, other lamp and relay voltages can be used, but care must be taken not to use current ratings which are too heavy for the diodes to handle.

These diodes are small silicon types such as OA200 or OA202. Some suitable types of diodes are available at very low cost and it may be possible to economise considerably by selecting from these. They are germanium types and are obtainable for as little as 2.5p (6d) each when purchased in bulk quantities.

## SWITCH WIRING

Starting with the 1d value, this switch S28 is wired directly in series with the  $\frac{1}{2}$ p lamp LP19, and S29. See Fig. 3. The 2d and 3d values are combined in the next switch, which is in series with the 1p lamp.

The 4d switch is also in series with this lamp, but there is a diode D1 between the switches and the lamp, which will conduct when either switch is closed.

By G. A. Cozens



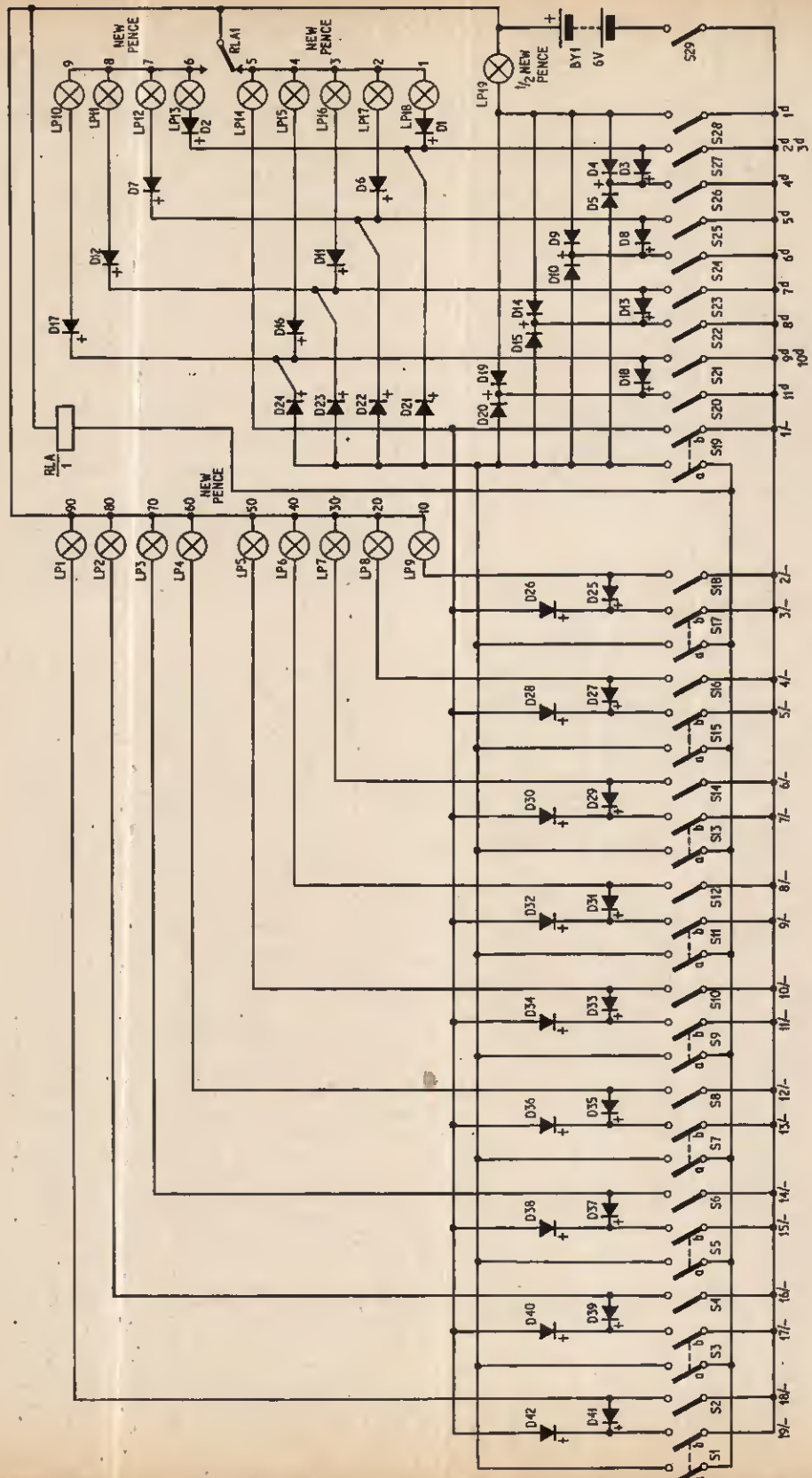



Fig. 1. Complete circuit diagram of the decimal currency converter

## COMPONENTS . . .



Front view of the converter giving layout positioning of components. All switches must be returned to the off position after each calculation

### Diodes

DI-D42 Any type that will carry 100mA or more (42 off)

### Lamps

LPI-LP19 6 volt 0.1A or less; with panel lamp-holders (19 off)

### Relay

RLA Any 6V type with at least one set of change-over contacts

### Switches

S1 to S28 Double-pole changeover slide or toggle switches (28 off)

S29 Single-pole, on/off, toggle switch (S2, S4, S6, S8, S10, S12, S14, S16, S18, S20 to S28 can be single pole)

### Battery

BY1 6V type 996 or 2 x 3V type 800

### Miscellaneous

Single row tag strips,  $\frac{1}{2}$ in pitch, 7in long (2 off)  
Wood for case, p.v.c. covered wire, lettering

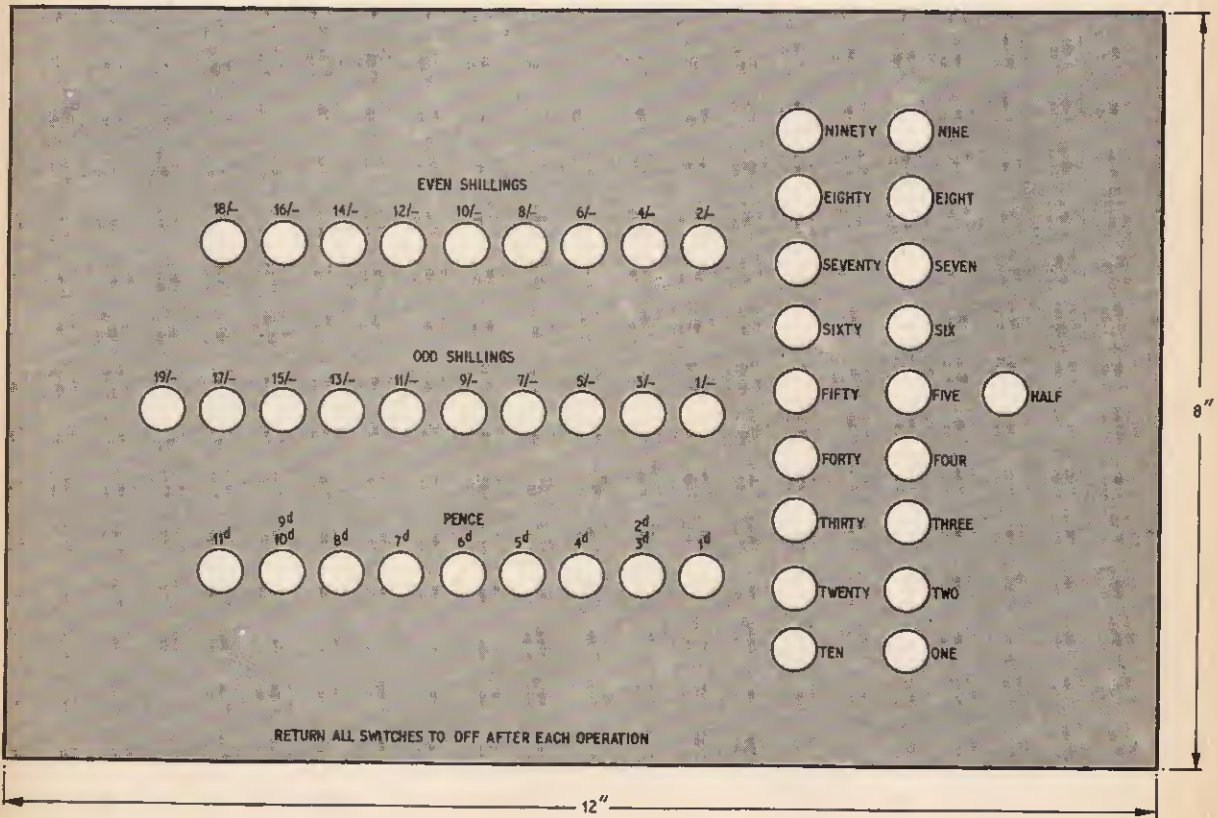


Fig. 2. Front panel layout of lamps and switches

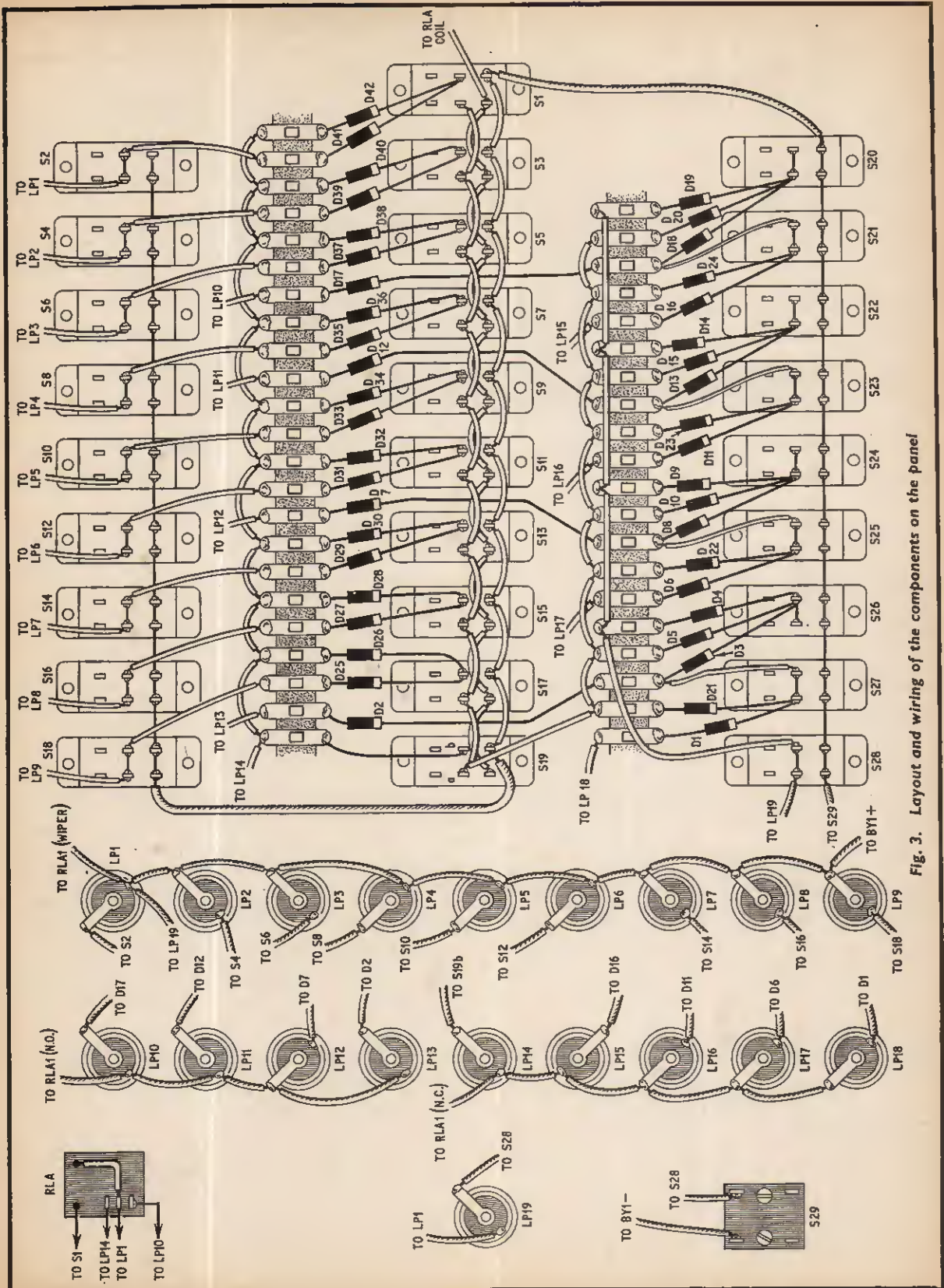



Fig. 3. Layout and wiring of the components on the panel



Rear view of the converter showing components and wiring. The relay can be mounted in any convenient position on an aluminium bracket screwed to the case

Diode D3 separates the 4d switch from the 2d/3d switch and D4 connects the 4d switch to the  $\frac{1}{2}$ p lamp.

This pattern is repeated for all the values up to 1s, so that the 5d switch turns on the 2p lamp, and the 6d switch the  $2\frac{1}{2}$ p lamp, the 7d switch the 3p lamp, and the 8d switch the  $3\frac{1}{2}$ p lamp. The values 9d and 10d and combined in one switch which operates the 4p lamp and the 11d switch operates the  $4\frac{1}{2}$ p lamp. The 1s switch operates the 5p lamp.

The 2s switch at the start of the row of even shillings switches is in series with the 10p lamp at the bottom of the left hand column of lamps. The even shillings switches are each in series with a corresponding lamp up to the 18s switch, which operates the 90p lamp at the top of the column.

The line of switches corresponding to the odd numbers of shillings calls for comment since these switches are double-pole, single-throw types. One side is in series with the coil of a relay and a diode. When any one of the odd value paths is completed through another diode, and the "pence" switch and back to the battery, the relay operates.

### RELAY CONTACTS

The relay contacts are single-pole changeover, changing the battery return lead for the 1p, 2p, 3p, 4p and 5p lamps, so that the 6p, 7p, 8p, and 9p lamps are operated. In this way 5p are added to the value each time an odd number of shillings is selected.

For example, suppose we select the value 2s 11d. The 2s switch operates the 10p lamp, and the 11d switch operates the 4p lamp via diodes D18 and D16, and the  $\frac{1}{2}$ p lamp via diode D19.

Now try the value 15s 6d. The 15s switch operates the 70p lamp via D37. When the 6d switch is made the circuit through the relay coil is completed via the second contact on the 15s switch and diode D10. The relay contacts change over and the 7p lamp is lit by the circuit through D8 and D7. The  $\frac{1}{2}$ p lamp is lit through D9.

Thus the 70p lamp, and 7p lamp and the  $\frac{1}{2}$ p lamp give a complete reading of 77 $\frac{1}{2}$ p.

The fact that the 15s switch and the 6d switch must both operate to bring on the 7p lamp make this an example of the classic AND gate.

### COMPONENTS

The bulb holders used in this model are instrument panel indicators. If a protruding lamp is used, it is sometimes difficult to see when the lamp is on in conditions of bright sunlight; the front panel can be set back so that the sides of the case shield the lamps.

The whole instrument can incorporate a small power pack for mains operation; a 6 volt mains transformer and rectifier only is necessary. These should be capable of handling the total current consumption from the relay and the maximum number of lamps in operation at any time. The model shown here used two 3 volt batteries in series; a high capacity 6 volt battery would be equally suitable, for example type 996.

The relay can be almost any type that will operate at 6 volts and has a set of changeover contacts. Examples are Post Office type 600 or Omron type MH2. It is recommended that the coil resistance is as high as is practical to conserve battery power.

### TAG STRIPS

This instrument does not lend itself to any of the modern wiring methods; that shown in the diagram uses long tag strips between the switches.

It is important to make sure that the diodes are connected correctly. The end with the coloured spot or band corresponds to the cathode and is shown on the circuit diagram with a + sign. Relay contacts RLA1 are shown in the non-operative position.

The layout of the instrument with component positions is shown in Fig. 3. It is not essential to follow this rigidly. The drilling details of the front panel will depend on the sizes of the lamps and switches; it should not be beyond the ingenuity of the constructor to arrange these as he chooses.



# MAKING THE MOST

## OF LOGIC IC's

PART TWO—By R. W. COLES

### PRACTICAL RTL DICE

**A**RMED with the basic facts of RTL from Part 1, we can now consider a simple "novelty" application, an electronic dice unit, which will take the place of the usual cube of dots used in so many games of chance.

Anyone interested in RTL will find plenty to get his teeth into, as the design employs the main elements of this family as well as interface circuits and a multivibrator.

This article will describe the design of a small electronic unit which will replace the conventional playing dice.

It must be appreciated that this is intended purely as an exercise in the use of RTL; it is possible to design a more simply way of simulating dice.

The system is designed around RTL logic integrated circuits, and serves as a useful introduction to the use of these versatile devices, which are now available quite cheaply from several different advertisers in this magazine.

#### OPERATION OF THE SYSTEM

The operation of the system is quite simple: a free running astable multivibrator is used as the input to a binary counter, which is programmed to divide by six. The six separate states of the counter are decoded by a system of gates, and are used to illuminate six miniature lamps, only one of which will be on at a given time.

Each of the bulbs is assigned a decimal value between one and six, and the bulb which is illuminated at the end of the count represents the "up" side of the dice.

The element of chance is introduced by allowing the "thrower" to control the input to the counter by means of a push button. The multivibrator, or "clock", speed is arranged to be fast enough to prevent the eye from following the count, which will be "frozen" when the button is released.

The unit employs a total of five integrated circuits: two ML914 dual two-input negative logic NAND gates and three ML923 JK bistable flip-flops. These i.c.s are also shown as  $\mu$ L914 and  $\mu$ L923 in suppliers' lists. In addition, eight *npn* silicon bulb-driver stages, ten resistors, and two capacitors are employed.

The "clock" is made by a.c. coupling a dual gate to form a multivibrator which oscillates at approximately 1kHz, and gives a square-wave output to drive the counter. The circuit of the ML914, with the two resistors and two capacitors which set the frequency and pulse width of the output, is shown in Fig. 2.1. To enable the clock to be switched on and off, a push button switch is connected in its positive supply line.

#### BINARY COUNTER

The divide by six counter is formed from three JK bistables, with feedback to prevent it cycling in unwanted states (because a three-stage counter would normally have eight separate states), each stage dividing by two. The "text-book" way to make a divide by six counter is to force a divide by eight counter to reset to zero when a count of seven is decoded by an AND gate. However, by using JK flip-flops, the same result can be achieved in a simpler way, with the added advantage that bulb decoding gating can also be made simpler than would be the case with a conventional binary divider.

The simplest way to set about designing a counter which is not required to divide to a binary multiple (two, four, eight, 16, etc.), is to divide the required divisor by two until the lowest odd integer is obtained. A counter, with feedback, is then designed to divide by this number, followed by (or preceded by) a number of divide by two stages, to make the final divisor up to the required number.

Our divide by six counter can be constructed by using a divide by three counter followed by one divide by two stage. A further divide by two stage would turn it into a divide by 12 counter, and so on. The advantage of using this method is that it is much simpler to arrange the feedback for resetting a divide by three counter than for a complete divide by six counter.

There is a disadvantage which could be important in some other applications, the counter outputs are not in the natural binary code, as can be seen from the truth tables of the two types of counter discussed (see Fig. 2.2).

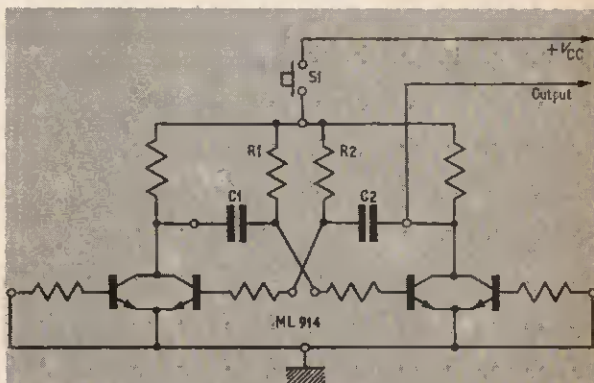


Fig. 2.1. Clock pulse generator made up from two 2-input NAND gates with C1, C2, R1, and R2 added to make up an astable multivibrator. R1=R2=1k $\Omega$ . C1=C2=0.68 $\mu$ F

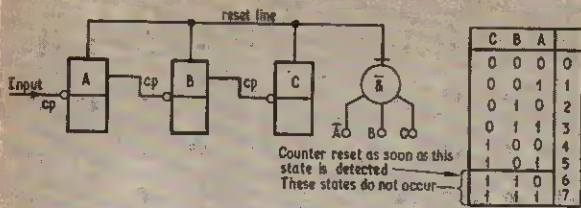


Fig. 2.2a. Conventional ÷6 counter

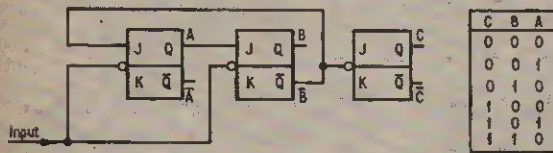


Fig. 2.2b. This ÷6 counter is used in the dice system

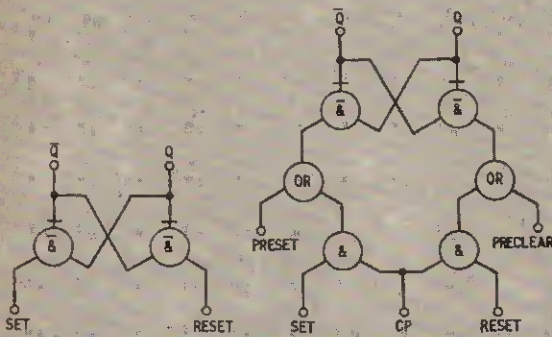


Fig. 2.3a. Simple latch bistable

Fig. 2.3b. Shift register bistable

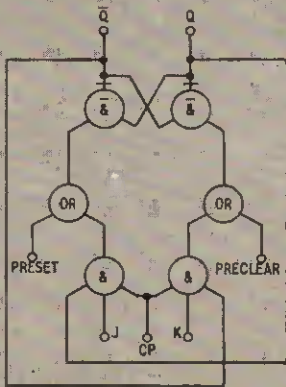


Fig. 2.3c. Simplified logic diagram of a JK bistable

## VERSATILE JK

Perhaps it might be as well to consider the way in which the JK has developed to become the "do-anything" device, suitable for use in memory circuits, shift registers, and various forms of counters, used in logic circuitry today.

The simplest form of bistable is the set/reset or latch, which is formed simply from two NAND or NOR gates, as in Fig. 2.3a. The inputs to this circuit must be complementary, and there is no provision for a clock input, so its use is limited and confined to simple memory applications.

The first step in improving the set/reset type is to add AND gates to the inputs, enabling information to be gated in synchronism with a clock pulse, which is common to both gates. The asynchronous inputs of the simple latch can be retained if required by adding an OR gate between the bistable and the AND gates. A circuit of this type is shown in Fig. 2.3b.

This is a useful circuit which may be used in shift registers, but the inputs must still be complementary to ensure proper operation. To enable the circuit to be self-complementing, feedback can be provided from the collector outputs of the bistable to the inputs of the AND gates, ensuring that if two "ones" are present at the inputs of the AND gates, the bistable will change state. This circuit is the basis of the JK flip-flop, and is shown in Fig. 2.3c.

It must be appreciated that this is a simplified representation, and there are some problems which have not been considered in this treatment.

## DICE COUNTER

The complete logic system of the electronic dice is shown in Fig. 2.4. A divide by three synchronous counter is made up from the JK flip-flops A and B. The third JK flip-flop C is a divide by two stage. The complete counter conforms to the truth table given in Fig. 2.2.

The decoding of the six separate states of the counter is likely to appear very complicated to those unfamiliar with the "dodges" which are often used in this type of circuitry. A knowledge of Boolean algebra is necessary to design such circuits, but a simple explanation will be given here. By using this in conjunction with the truth table a constructor should be able to sort out exactly what is going on.

The transistors used to drive the bulbs are also used as a form of AND gate. This is possible as a transistor requires both that its base be taken positive, and that its emitter be grounded, before it will turn on, assuming npn transistors are used.

Therefore, if we let bistable C control the grounding of the emitters of the bulb drivers, we can see from the truth table that output C is down for three counts. Output  $\bar{C}$  is down for the other three counts, enabling the emitters of bulb drivers 1, 2 and 3 to be connected together and ground them through another transistor, whose base is controlled by the C output. Drivers 4, 5, and 6 can be similarly controlled by the C output.

Having dealt with the C bistable, A and B can be decoded having gone through two complete counts of three in any count of six. The bases of drivers 1 and 4, 2 and 5, 3 and 6 can be connected together in pairs and driven from the decoded states, which represent the three separate states of bistables A and B.

The decision as to whether 1 or 4, 2 or 5, 3 or 6 is illuminated is carried out by bistable C, switching on only one emitter of each pair.

# Laskys

## SCOOP Garrard 3000



### CUSTOM UNIT BY FAMOUS BRITISH MANUFACTURER

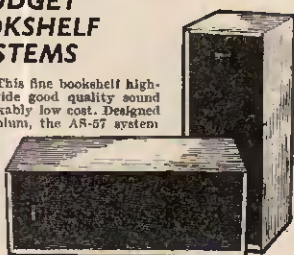
A deluxe custom styled and built record player unit made by world famous British manufacturer. The unit incorporates the renowned Garrard 3000 four speed autochanger with lightweight tubular pick-up arm FTTED WITH SONOTONE 9T/A STEREO CARTRIDGE with diamond stylus. The beautifully made plinth is finished in richly figured teak veneer with tinted perspex panels in the lid and with attractive charcoal grey "mirror" insert panel on front. All metal trim parts are in satin chrome. Blackleather grain underside. The lid allows the player to operate fully automatically when closed and has snap action "stay" when raised. Mains socket and 5 pin DIN audio output socket are at rear. Overall size 16½ x 7½ x 14in.

LASKY'S SPECIAL PRICE £16.15.0 Post 15/-

## SONICS AS-57


### ELEGANT BUDGET PRICED BOOKSHELF SPEAKER SYSTEMS

The AS-57 is a real space saver. This fine bookshelf high-fidelity speaker system will provide good quality sound anywhere in your home at remarkably low cost. Designed for use where space is at a premium, the AS-57 system is ideal for the small apartment or isolated area. The special high efficiency 5 x 7in. full range speaker has a frequency range of 70-18,000 Hz with a peak handling capacity of 10 watts. Imp. 8 ohms. Finish: oiled walnut. Size: 5½ x 18½ x 8½in.



LASKY'S PRICE £15 per PAIR Post 10/-

## EXCLUSIVE DIGITAL CLOCK SCOOP!



- SHOCK AND VIBRATION PROOF
- BUILT IN ALARM BUZZER

- MADE ESPECIALLY FOR LASKY'S BY FAMOUS MAKER
- MAINS OPERATION
- 12-HOUR ALARM
- AUTO "SLEEP" SWITCH
- HOURS, MINUTES AND SECONDS READ-OFF
- FORWARD AND BACKWARD TIME ADJUSTMENT
- SILENT OPERATION
- SYNCHRONOUS MOTOR

This unique DIGITAL CLOCK is now available EXCLUSIVELY FROM LASKY'S in chassis form for you to mount in any housing that you choose. All settings are achieved by two dual-concentric controls at the front including: ON-OFF-AUTO and AUTO ALARM, "sleep" switch, 10 minute division "click" set alarm (up to 12 hour delay), time adjustment. Ultra simple mechanism and high quality manufacture guarantee reliable operation and long life.

The sleep switch will automatically turn off any appliance—radio, TV, light etc. at any pre-set time up to 99 min. and in conjunction with the AUTO setting will switch on the appliance again next morning. The clock measures 4½W x 1½ x 3½D (overall from front of drum to back of switch). SPEC: 210/240V AC 50Hz operation; switch rating 250V, 3A. Complete with instructions, complete with full set of knobs. HUNDREDS OF APPLICATIONS FOR THE ELECTRONICS HOBBYIST.

LASKY'S PRICE £6.19.6 POST 3/6  
SPECIAL QUOTATIONS FOR QUANTITIES

## Garrard

**FROM STOCK** **SP.25 Mk II**  
THE U.K.'s MOST POPULAR HI-FI TURNTABLE

4-speed single record playing deck features include: heavy precision-built turntable, pick-up arm bias compensation, calibrated stylus-force adjustment, cueing device. After play, the arm automatically rises, returns to rest and switches off motor. Finish: dark green polychromatic and silver.

LASKY'S PRICE £11.19.6  
SP 25 Mk. II with A. D. 76K Stereo Magnetic Cartridge £15 10 0  
OTHER GARRARD UNITS FROM STOCK

**AUTOCHANGERS**

SL72B .....	£25 0 0	SL65B .....	£15 10 0
2026TC with stereo cartridge	£8 17 6	SL95B .....	£25 0 0
3000 complete with STAHO stereo cartridge .....	£9 15 6	SL76B .....	£28 0 0

**SINGLE PLAYERS**

AP 75, £18.10.0. AP75 with AD76K mag. cart., £21.10.0. 401 Transcription Unit £20.0.0.

**BASES AND COVERS FOR GARRARD UNITS**

Type WB1 and WB6 for models 2025TC, 3000, SL65B 1025. SP25 Mk II Price WB1 £3.10.6. WB5 £5.12.8. Type WB4 for models SL72B, SL76B, SL95B Price £5.12.8. Perspex covers: SPC1 for WB1. £3.14.1. SPC4 for WB4 and WB5 (allows unit to be played with the cover in place)—price £4.8.0.

**PACKAGE DEALS**

AP75 complete with AD76K Stereo magnetic cartridge teak plinth and perspex cover £30.0.0 Post 10/-  
SP25 Mk II complete with AD76K cartridge, teak plinth and perspex cover £19.0.0 Post 7/6  
1025 complete with J2108 stereo ceramic cart., teak plinth and perspex cover £11.19.6 Post 7/6

Post on Garrard units: 6/- extra—except AP75, SL76B, SL95B and 401 7/6 extra. Post on bases and covers 6/- extra.  
**SPECIAL OFFER—BSR UA-15**  
4 speed autochangers with modified tubular tone arm. Comp. with stereo cart. £8.19.6. Post 6/-

## Audio Tronics 70

The 1970 edition of Lasky's famous Audio-Tronics catalogue is available FREE on request. The 28 tabloid pages many in full colour are packed with 1000's of items from the largest stocks in Great Britain of everything for the Radio and Hi-Fi enthusiast, Electronics Hobbyist, Servicemen and Communications Man. Over half the pages are devoted exclusively to every aspect of Hi-Fi (including Lasky's budget Stereo Systems and Package Deals). Tape recording and Audio accessories plus Lasky's amazing money saving vouchers worth over £25.

**SEND TODAY.** Send: Your name, address and 2/- for the post and inclusion of your name on our regular mailing list.

**THIS MONTH'S VOUCHERS WORTH 50/-**

## Lasky's Radio Limited

207 EDGWARE ROAD, LONDON, W.2. Tel: 01-723 3271  
33 TOTTENHAM CT. RD, LONDON, WIP 9RB. Tel: 01-636 2605  
Open all day, 9 a.m. - 6 p.m. Monday to Saturday  
109 FLEET STREET, LONDON, E.C.4. Tel: 01-353 5812  
152/3 FLEET STREET, LONDON, E.C.4. Tel: 01-353 2833  
Open all day Thursday, early closing 1 p.m. Saturday

**HIGH FIDELITY AUDIO CENTRES**  
42-45 TOTTENHAM CT. RD, LONDON, WIP 9RD. Tel: 01-580 2573  
Open all day, 9 a.m. - 6 p.m. Monday to Saturday  
118 EDGWARE ROAD, LONDON, W.2. Tel: 01-723 9789  
Open all day Saturday early closing 1 p.m. Thursday



ALL MAIL ORDERS AND CORRESPONDENCE TO: 3-15 CAVELL STREET, TOWER HAMLETS, LONDON, E1 2BN Tel: 01-790 4821

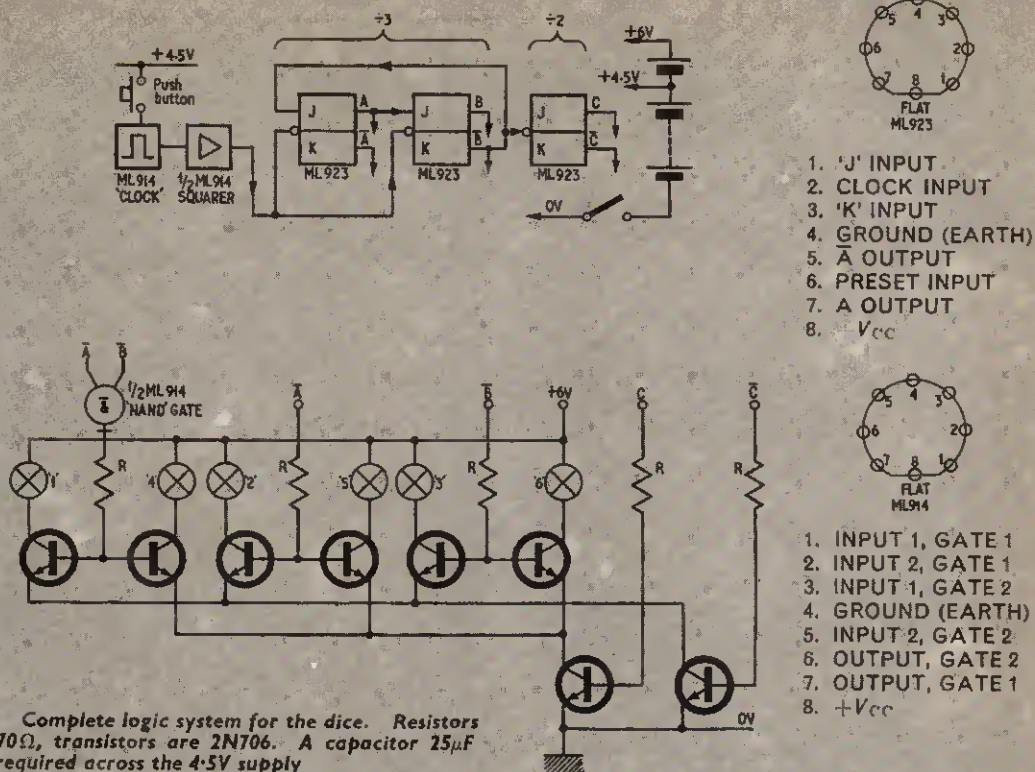


Fig. 2.4. Complete logic system for the dice. Resistors R are 470Ω, transistors are 2N706. A capacitor 25μF may be required across the 4.5V supply

The decoding of each of the three states of A and B is rendered simple by the type of counter employed. The first state has to be described in terms of A and B, but states 2 and 3 are described merely by deciding whether the A output or the B output is "up". A gate is only necessary to decode counts 1 and 4; counts 2 or 5 can be driven by the NOT output of bistable A, as this is positive only during these two states. Similarly, counts 3 and 6 can be driven by the B output.

The gate used to decode the first stage of the counter uses half of an ML914, used as a 2-input negative logic NAND gate, its inputs being A and B, which are both negative at a count of one only.

As a bit of light relief, let us see what has happened to the spare half of the ML914, left over from the decoding circuit. It is in fact being used as an amplifier, with both its inputs connected together, to square up the edges of the clock waveform.

This is necessary, as the JK flip-flop needs a very fast negative edge on the clock input, for it to operate correctly; our clock multivibrator cannot be relied upon to produce such edges.

### PRACTICAL DETAILS

This completes the circuit description, except for a few practical details. The supply voltage used poses a bit of a problem, the RTL i.c.s. specified are designed for a supply voltage of 3.6 volts. Since this is not easily obtained from dry batteries, a compromise is used of 4.5 volts, and an extra cell is used to boost this to 6 volts for the bulb circuitry.

The bulbs used must be low consumption types, requiring in the region of 50mA at 6V. Although they will be slightly under-run, due to the saturation voltages of the two driver transistors appearing in series with each of them, this is not a bad thing from the point of view of reliable readout.

The actual layout of the circuit can be safely left to the constructor, as there are no special problems involved, but perhaps a few hints would be useful. There are several kinds of perforated baseboard suitable for the support of this kind of circuit on the market. Veroboard is one which can be used for this particular application.

Using this type of board in the 0.1in matrix size the integrated circuits can be directly inserted, but due to the component density, a good deal of the connections will have to be made using "jumper" wires to realise a compact unit.

The i.c. leads can be left at least 1/2in long, if desired, but to be sure of re-use of the i.c.s., Lektrokit board can be used. In this case a ring of terminal pins can be used for the i.c.s, which can be mounted upside down on the board, wiring being carried out underneath.

A miniature soldering iron is a virtual necessity when working on this sort of layout, unless the constructor possesses a very steady pair of hands.

The completed unit can be accommodated in a small plastics box, the only controls being the on/off switch, the push button, and a row of six miniature lamp holders.

Next month's article in this series will look into Diode Transistor Logic or DTL.





# LIND-AIR AUDIO



## E.M.I. COMBINATION LOUD-SPEAKERS

13in x 8in elliptical tweeters; 8 ohm impedance; power handling 10W. Brand new guaranteed. Lind-Air Price **89/6** P. & P. 7/6

## HI-TONE RECORDING TAPE

### BRITISH MADE TOP QUALITY

J1001	3in L.P.	PVC	235ft	5/6 P. & P. 1/2
J1002	3in T.P.	Poly	800ft	10/6 P. & P. 1/2
J1003	5in L.P.	PVC	900ft	10/- P. & P. 1/8
J1004	5in D.P.	Poly	1,300ft	15/- P. & P. 1/8
J1005	5 1/2in L.P.	PVC	1,200ft	12/6 P. & P. 2/-
J1006	5 1/2in D.P.	Poly	1,800ft	22/6 P. & P. 2/-
J1007	7in S.P.	PVC	1,200ft	12/6 P. & P. 2/6
J1008	7in L.P.	PVC	1,800ft	17/6 P. & P. 2/6
J1009	7in D.P.	Poly	2,400ft	25/- P. & P. 2/6
J1010	7in T.P.	Poly	3,600ft	50/- P. & P. 2/6
C80	Cassette (Library cased)			5/0 P. & P. 1/-
C90	Cassette (Library cased)			13/- P. & P. 1/-
C120	Cassette (Library cased)			18/- P. & P. 1/-



## DR-LUXE STEREO HEADPHONES

With soft rubber earpieces. Impedance 8-16ohms. Frequency response 23-13,000Hz. With lead and stereo plug. Only **59/6** P. & P. 3/6.

## VHF AIRCRAFT BAND CONVERTOR

When placed within 1in of a MW band radio full coverage of VHF Aircraft Band 108-135Mc can be obtained. All transistor. 8V battery operation. Fully tunable 18in x 7. Action telescopic aerial. Size 4 x 2 1/2 x 1 1/2in. **79/6** P. & P. 3/6.



## C1001 MULTI-TESTER



Overload protection 20,000 ohms per volt; a.c. voltage 10, 50, 250, 1,000V; d.c. volts 5-25, 125, 500, 2,500V; d.c. current 0-60mA, 0-250mA; Resistance 0-60kΩ, 0-6MΩ; decibels -20 to 4-22dB. Size of meter 4 1/2in x 3 1/2in x 1 1/2in. Complete with leather case. **85/-** P. & P. 3/6.

## NEW! STP.800 8-TRACK STEREO CARTRIDGE HOME PLAYER

TELETON STP.800 & TRACK STEREO CARTRIDGE HOME PLAYER A complete solid state unit ready to plug in and play. HI-FI reproduction at 3 1/2 i.p.s. Player unit incorporates volume, tone and balance controls and push-button track selector. Size 14 1/2in x 10 1/2in. Matched speakers, size 1 1/2in x 8in x 5 1/2in each.



LIND-AIR PRICE **49 Gns.** Carr. 30/-

## S-DEC BREADBOARD




British Made Solderless breadboard panels, for fast reliable component connections. Single Decs: One S-Dec with Control Panel, Jigs and Accessories for solderless connections to controls, etc., with booklet "Projects on S-Dec" giving construction details for a variety of circuits, **29/6** P. & P. 2/6. 4-DEC KIT: Four S-Decs with two Control Panels, Jigs and Accessories and the booklet "Projects on S-Dec" all contained in a strong attractive plastic case. Ideal for the professional user. **25.17.6** P. & P. 3/6. T-DEC KIT **25.17.6** P. & P. 3/6.

## 62D MULTI-TESTER

20,000 ohms per volt; d.c. voltage 5, 25, 50, 250, 500V, 2-5kV (20,000 ohms per volt), a.c. voltage 10, 50, 100, 500, 1,000V (10,000 ohms per volt); d.c. current 0-50mA, 0-2-5mA, 0-250mA; resistance 0-6kΩ, 0-6MΩ (300 ohms and 30kΩ at centre scale); capacitance 10F to 0-001mF, 0-001μF to 0-1μF; decibels -20 to 4-22dB. Size 4 1/2in x 3 1/2in x 1 1/2in. **71/-** P. & P. 3/6.



## WHARFEDALE SPEAKER KITS



Complete with all components for building into suitable cabinets. Unit 3 Kit ..... **£11.19.6** each **221** pair Unit 4 Kit ..... **£16.0.0** each **28** Gns. pair Unit 5 Kit ..... **£23.10.0** each. **39** Gns. pair P. & P. 10/- each, 15/- pair

## TELETON SAQ203 TRANSISTOR STEREO AMPLIFIER



Superb quality hi-fi, 10W per channel music power. Inputs for gram (magnetic and crystal), tuner and auxiliary. Tape record output. Controls: volume, balance, bass, treble. Attractive oiled walnut cabinet with brushed aluminium front panel. List Price **£28.7.0**. **Our Price 22 Gns.** P. & P. 10/-.

## LIND-AIR LA.20



A fantastic stereo amplifier made exclusively for Lind-Air and represents considerable advance in solid state stereo amplifiers. Inputs for gram and radio tuner and provision for direct tape recording. Attractive and modern panel with bass, treble balance and volume controls also on/off and stereo/mono switch. Output 5W per channel music power. Frequency response 40-20,000Hz 8-16 ohm speaker matching. Size 10 1/2in x 14in x 4in.

LIND-AIR PRICE **£24** P. & P. 10/-

## SINCLAIR IC-10 INTEGRATED CIRCUIT

10W Amplifier. Size only 1in x 0-4in x 0-2in. A true hi-fi amplifier complete with manual giving details of a wide range of applications and instructions. Guaranteed 5 years. **ONLY 59/6** P. & P. 1/6.

SPECIAL TRANSFORMER FOR OPERATING SINCLAIR IC-10 from a.c. mains 230/250V. Output 13V at 0-5A, 16/8.

## SAVE ON AKAI!



AKAI 4000 Stereo Tape Recorder. List Price **£124.18.0**.

**Our Price 99 Gns.** Carr. 30/-

AKAI 4000D STEREO TAPE DECK. (As illus.) List Price **£89.19.1**.

**Our Price 69 Gns.** Carr. 30/-

## SPECIAL LIND-AIR OFFER!

## ROTEL 100 AMP STEREO AMPLIFIER



Fully transistorized with all facilities for the home hi-fi system. List price **£45**

**Our Price £37.10.0** Carr. 10/-

## Garrard HI-FI TURNTABLES



2025 T/C with stereo cartridge	£8.10.0
3000 with Sonotone 9TAHCD stereo cartridge	£10.10.0
SP25 Mk. II	£10.10.0
SL68B	£15.10.0
Base and cover for above	£5.10.0
AP75	£18.10.0
SL72B	£24.10.0
SL75B	£28.7.0
SL68B	£39.0.0
401	£28.10.0
Base and cover for above	£8.10.0
P. & P. Decks, 12/6; Base and Cover, 10/-; Deck/Base/Cover, 17/6.	

### SPECIAL OFFERS!

SP25 Mk. II with base	£14.10.0
	P. & P. 15/-
SP25 Mk. II with Sonotone 9TAHCD cartridge and base	£15.15.0
	P. & P. 15/-
Sonotone 9TAHCD cartridge	£2.10.0
	P. & P. 1/6

18/19,25 & 53 TOTTENHAM CT. ROAD, LONDON W.1.  
Telephone: 01-580 2255/4532/7679  
Open 9-6 pm. Monday to Saturday. Thursday until 7 pm.

All Mail Orders and correspondence to Dept L4/3, Kirkman House, 54a Tottenham Court Road, London, W.1. Tel: 01-580 7041/2.

**HOME RADIO (Components) LTD.**  
 Dept. PE  
 234 London Road, Mitcham CR4 3HD  
 Telephone 01-648 8422



- A** Purchase a Home Radio Catalogue, using the Coupon below. Please enclose a cheque or postal order for 12/6 (8/6 plus 4/- packing and postage). Your catalogue will be sent by return of post.
- B** Choose your components. In the Home Radio Catalogue over 8,000 components are listed and more than 1,500 illustrated. A comprehensive index helps you to locate your requirements easily.
- C** Join our Credit Account Service. Full details are enclosed with every catalogue.
- D** Order your components. Having joined our Credit Account Service, you may order either by phone or post. If you phone out of office hours, a recording machine takes your message.
- E** Get started on that project! Whether it's constructing or servicing work, the fact that you can obtain the right components easily, without having to chase from shop to shop, will put you in the right frame of mind to make a better job of it.




Whether or not you want to use the Credit Account Service mentioned above, you certainly need the Home Radio Components Catalogue, if you construct or repair radio, television and electronic gadgets. By the way, the catalogue contains six vouchers, each worth a shilling when used as instructed, and with the catalogue we supply a 30-page Price Supplement and a Bookmark giving electronic abbreviations.

**Post the Coupon today, with 12/6.**

*The price 12/6 applies only to catalogues purchased by customers residing in the U.K.*

Please write your Name and Address in block capitals

Name..... 

Address.....

HOME RADIO (Components) LTD.  
 Dept. PE, 234-240 London Road, Mitcham CR4 3HD

# Never Built a Kit Before?

Why not prove how easy it is the HEATHKIT way. Build one of these beginner kits.




**Stereo Record Player**  
 Kit: K/SRP-1 - - £27.6.0  
 Carr. 11/-



**Economy SW Receiver**  
 Kit: K/GR-64 - £24.16.0  
 Carr. 9/-



**Deluxe Car Radio**  
 Kit: K/CR-1 (less 5Spks.) £12.12.0  
 Carr. 5/-



**Versatile Service 'VVM'**  
 Kit: K/IM-18U - £16.14.0  
 Carr. 5/-



**'SEVERN' AM/FM Radio**  
 Kit: K/SEVERN - £18.18.0  
 Carr. 5/-



**Car Tune-up Meter**  
 Kit: K/ID-29 - £17.8.0  
 Carr. 5/-



**Model Builder's Tacho**  
 Kit: K/GD-69 - - £11.0.0  
 Carr. Paid



**D.I.Y. 2-Speaker System**  
 Kit: K/SCM-3 (less cab.) £12.6.0  
 Carr. 6/-

Many more kits in the FREE CATALOGUE

★ Please send me FREE Catalogue

NAME.....

ADDRESS.....

25/8..... POST CODE.....

**HEATH (GLOUCESTER) LTD.**  
 GLOUCESTER GL2 6EE

  
 A. Schlumberger Company

# TRANSISTOR

By W. CLELAND

# D.C. MULTIMETER

In this, the final part of the "Transistor D.C. Multi-meter", we give mounting details of the components and boards inside the diecast case, final wiring details and setting up instructions.

## CASE DETAILS

The multimeter is housed in a diecast case of outside dimensions  $8\frac{1}{2}$  in  $\times$   $5\frac{1}{2}$  in  $\times$   $2\frac{3}{8}$  in. The box is used upside down, since the screws of the lid prevent the lid from being used as the top panel. The lid, therefore, becomes the underside of the instrument, to which four rubber feet are screwed, and the bottom of the box makes a satisfactory top panel. Top panel dimensions are  $\frac{1}{8}$  in less than the overall dimensions, because, with a diecast box, the sides taper slightly inwards. When drilled, as in Fig. 9, the case is painted to protect it; paint has to be removed from openings and from the edges and interior of the case when dry.

The neon signal lamp is mounted just under the edge of M1 and is raised  $\frac{1}{8}$  in, by fitting a piece of black

Bakelite under it as shown in Fig. 10. This is positioned on the top panel between the milliammeter and the Perspex switch escutcheon. On final assembly, the signal lamp is fastened from the inside, by pushing on a spire nut, over the plastic lampholder.

## SWITCH ESCUTCHEON

The Perspex switch escutcheon is shaped to fit between the signal lamp and terminals, and is dimensioned as shown in Fig. 11. Two  $\frac{3}{4}$  in diameter holes enable it to fit around the nuts securing the range switches, and it is held in place by two 8B.A. countersunk screws. These are situated under the knobs of the range switches.

To set the switch knobs accurately, a small depression has to be drilled in the shaft for the grub screw. The smooth end of the grub screw can be scored with a file, so that the grub screw will leave a mark on the shaft at the required position. An indentation is made on this spot with a small drill.

**NOTE:** It is recommended that a suitable meter be obtained before drilling the box. Modifications to layout and drilling may be necessary to accommodate other meters such as the MR-65P

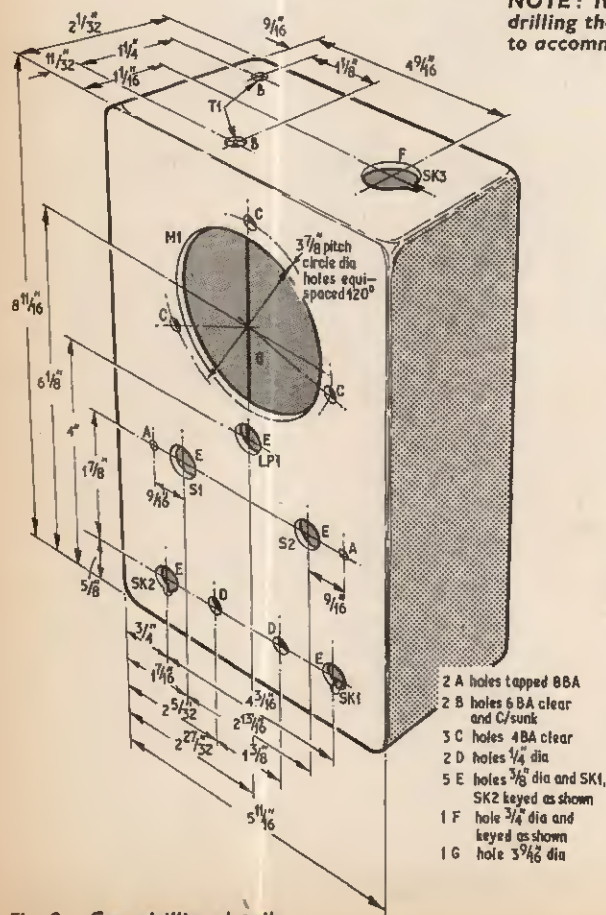


Fig. 9. Case drilling details

- 2 A holes tapped BBA
- 2 B holes 6 B.A. clear and C/sunk
- 3 C holes 4 B.A. clear
- 2 D holes  $\frac{1}{4}$  dia
- 5 E holes  $\frac{3}{8}$  dia and SK1, SK2 keyed as shown
- 1 F hole  $\frac{3}{4}$  dia and keyed as shown
- 1 G hole  $3\frac{7}{8}$  dia

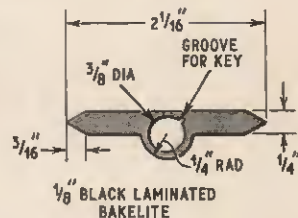


Fig. 10. Signal lamp surround

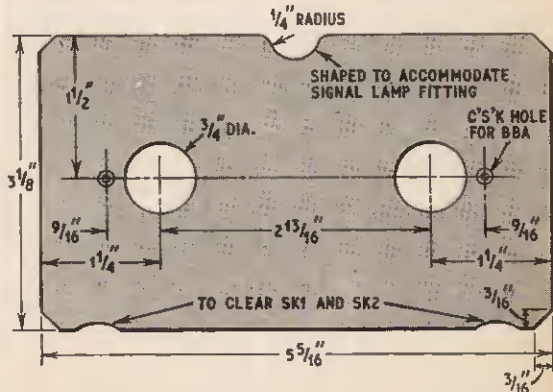


Fig. 11. Perspex switch escutcheon

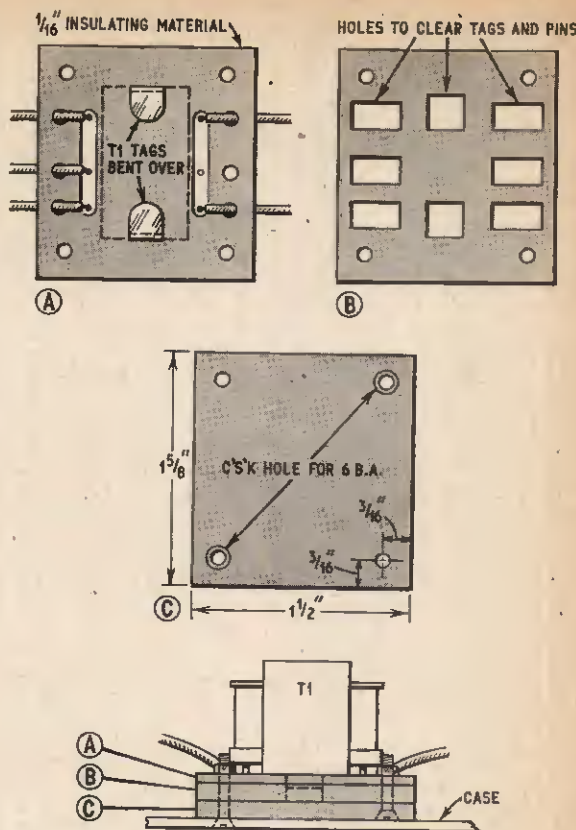



Fig. 12. Insulated mounting for T1, holes are arranged to clear transformer tags. Sections B and C are  $\frac{1}{16}$  in thickness Bakelite.

### MAINS WIRING

The metal case of the testmeter has to be earthed to the mains earth via SK3. The circuit of the testmeter is in no way connected to the metal case or to mains earth.

The insulated mounting for the miniature mains transformer T1 (Fig. 12) insulates it from the metal case, and provides a junction box for the transformer connections. The p.v.c. insulation of the connecting leads is carried into the insulated mounting, which consists of three rectangular pieces of insulating material sandwiched together. Parts B and C are of  $\frac{1}{16}$  in laminated Bakelite, and can be bonded with adhesive. These are bolted at two corners to part A, which is of  $\frac{1}{8}$  in material. A pair of 6 B.A. countersunk bolts at the other corners, secure the mounting to the inside of the case.

The insulated leads from the signal lamp are hardly long enough to reach the mains switch S26, and to avoid running these wires very close to the range resistors, it is necessary to increase the length of the existing leads.

Details are given in Fig. 13 of a special insulated cover for the mains switch, which ensures safety if tests have to be made on the low voltage wiring with the unit turned on. All the mains wiring is double insulated, by wrapping each pair of p.v.c. covered wires with cloth insulation tape, avoiding an excessive thickness.

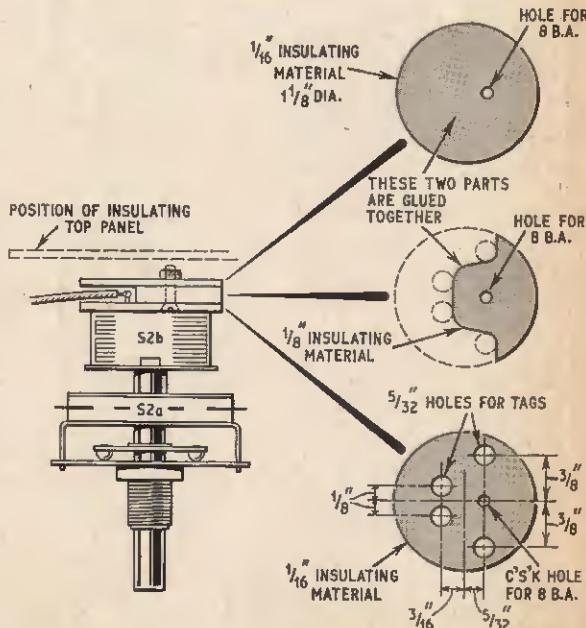


Fig. 13. Insulated cover for S2b. The lower section with the screw in position should be fitted before the wiring is connected to the switch

## BSR 4-SPEED SUPERSLIM AUTO RECORD CHANGER

Plays 12" 10" or 7" records.  
Auto or Manual. A high quality unit backed by BSR reliability with 12 months' guarantee. (Size 13) 11in. Above motor board 3 in. below 21in. AC 200/250v. with STEREO/MONO XTAL £6.19.6 Post 5/6  
BSR UA70 Stereo/Mono Transcription Auto Changer. Calibrated Stylus Pressure. £12.19.6  
BSR Minichanger UA50 Stereo/Mono. Size 12 × 8in. AC 200/250v. Post 5/6. £7.19.6



GARRARD PLAYERS with Sonotone STA Cartridges. Stereo Diamond/Mono Sapphire. SP25 Mk II £14.19.6. AT800 Mk II £14.19.6. Model 3000 S12.19.6. Post 5/6.

RECORD PLAYER PORTABLE CABINET 75/- Space for amplifier and autochanger. Post 5/-.

RCS DE-LUXE 3 WATT AMPLIFIER. Ready made and tested. 2-stage unit using triode pentodes, giving 3 watts output. Tone and volume controls. Isolated mains transformer. With knobs, loudspeaker and valves 6BL8, E280. Frequency response 50-12,000 cps. Sensitivity 200mV. Post 5/6. £8/6

R.C.S. TEAKWOOD BASE Ready cut out for mounting (state player make and model). 77/6

R.C.S. PLASTIC COVERS FOR ABOVE BASE. 77/6 Durable tinted plastic, attractive appearance.

EMI PICK-UP ARM. Complete with mono cartridge 29/6. EMI JUNIOR 4 SPEED RECORD PLAYER. Mains operated motor, turntable and pick up complete. Post 5/6. 59/6

HI-FI PICK UP CARTRIDGES  
GP94 55/- GP93 45/- GP91 30/- GP67 19/6. ACOS L.F. only 10/6. All standard fixing complete with stylus.

CRYSTAL MIKE INSERTS  
1 1/2 dia. 6/6. ACOS 12" dia. 12/6. RMS. 1" dia. 9/6

## PORTABLE AMPLIFIER

Portable mini-p.a. system. Many uses - ideal for Parties, or as a Baby Alarm, Intermcom, Telephones or Record Player Amplifier, etc. Attractive resin covered cabinet, size 12 × 9 × 4in., with powerful 7 × 4in. speaker and four transistor one watt power amplifier. Uses PPF battery. Brand new in Makers' carton with full makers' guarantee. World famous make. Only 75/- Post 5/-



WEVRAD P50 - TRANSISTOR COILS  
RAZF Ferrite Aerial 12/6 Spare Coils LF2T1 8/6  
RF50/16A 5/6 Driver Trans. LF2T1 8/6  
I.F. P50/200 470 k/c/s 5/7 Printed Circuit, PCA1 9/6  
3rd I.F. P50/300 6/- J.B. Tuning Gang 10/6  
P51/1 or P51/2 5/7 W.E. Booklet 2/-  
P51/3 5/7 OPTI 10/6  
Ferrite Rod 8 × 1in. 4/- 6 × 1in. 5/-

VOLUME CONTROLS 80ohm Coax 9d. yd.  
BRITISH AERIALITE AERIAL-AIR AERIALS 40 yd. 28/- 60 yd. 50/-  
STEREO L/S 11in. D.P. 15/- Edge K.S. S.P. Transistor, 5/-  
WIRE-WOUND 8-WATT POTS. WIRE-WOUND 3-WATT STANDARD SIZE POTS. Values 10Ω to 30 K. 5/- 10 OHMS to 100 K. 8/- Carbon 30 K to 9 meg. 5/-

VEROBOARD 0.15 MATRIX 21 × 5in. 3/8. 21 × 3 1/2in. 5/2. 31 × 5in. 5/2.  
EDGE CONNECTORS 16 way 5/- 24 way 7/6.  
PKS 36 per pack 3/6. EDGE CUTTERS 7/6.  
S.R.E.P. Board 0.15 MATRIX 2 1/2in. wide 6d. per lin. 3 1/2in. wide 9d. per lin. 5in. wide 1 1/2/- per lin. (up to 17in.).  
S.R.E.P. undrilled 4in. Board 10 × 5in. 3/-  
BLANK ALUMINIUM CHASSIS. 18 s.w.g. 2 1/2in. sides. 7 × 4in. 6/- 11 × 3in. 7/6 11 × 7in. 9/6 13 × 9in. 10/6 15 × 14in. 15/- 9 × 7 1/2in. 8/6 14 × 11 1/2in. 14/6.  
ALUMINIUM PANELS 18 s.w.g. 12 × 12in. 6/6 14 × 9in. 5/6 18 × 3in. 4/6 10 × 7in. 3/6 6 × 5in. 2/6 6 × 3in. 1/6.  
1 1/2in. DIAMETER WAVE-CHANGE SWITCHES. 2 p. 2-way, or 2 p. 6-way, or 3 p. 4-way 4/6 each. 1 p. 15-way, or 4 p. 2-way, or 4 p. 3-way 4/6 each.  
1 inch DIAMETER WAVECHANGE "MAKITS" 1 p. 12-way. 3 p. 6-way, 3 p. 4-way, 4 p. 3-way, 6 p. 2-way. 1 wifer 12/- 2 wifer 18/- 3 wifer 24/- 4 wifer 30/- 5 wifer 36/-  
TOGGLE SWITCHES, sp. 2/6; sp. 3/6; sp. 4/6; sp. 5/6; sp. 6/6; sp. 7/6; sp. 8/6; sp. 9/6; sp. 10/6.

ALL PURPOSE HEADPHONES  
H.E. HEADPHONES 2000ohms Super Sensitive. 35/-  
H.E. HEADPHONES 600ohms S-5 ohms. 39/6  
DE LUXE PADDED STEREO PHONES 8 ohms. 79/6

"THE INSTANT" BULK TAPE ERASER AND RECORDING HEAD DEMONSTRATOR 42/6 Post 2/6  
200/250 v. A.C. Leaflet S.A.E.  
Minimum Post and Packing 2/6.

## RADIO COMPONENT SPECIALISTS

List 1/- Written guarantee with every purchase. (Export: Remit cash and extra postage.) Buses 133, 68 pass door. S.R. Stn. Selhurst. Tel. 01-684-1665

## ★ GENERAL PURPOSE TRANSISTOR PEE AMPLIFIER BRITISH MADE ★

For Mike, Tape, P.U., Guitar.  
Battery 9-12v. or H.T. line 200-300V. D.C. operation. Size 11" × 1 1/2" × 1 1/2". Response 25 cps to 25 Kcs, 28 db gain. For use with valve or transistor equipment. Full instructions. Brand new. Guaranteed. Details S.A.E. 17/6 each

NEW TUBULAR ELECTROLYTICS	AC TYPES
2350V - 2/6	16-4-12/500V 11/-
4350V - 2/6	50-50/500V 7/6
8350V - 2/6	50-100/350V 11/6
16/450V - 8/-	8-8/450V 3/6
32/450V - 4/-	8-16/450V 4/-
25/25V - 2/-	16-16/450V 5/6
50/50V - 2/-	32-32/350V 5/-

SUB-MIN. ELECTROLYTICS 1. 2. 4. 5. 8. 16. 25. 30. 50. 100. 200mF 15V E.C. - 500. 1000mF 12V 3 K; 2000mF 25V 7/-  
CERAMIC. 15p to 0.01μf. 25V. Silver Mica 2 to 500pF. 9d.  
PAPER 500V-0.1 3d. 0.5 5/6; 1mF 5/-; 2mF 150V 9/-  
500V-0.001 to 0.05 8d. 0.1-1. 0.05 1/6; 0.47 5/-  
1.000V-0.001-0.0022. 0.0047. 0.01. 0.02. 1/6; 0.047. 0.1. 2/6.  
SILVER MICA. Close tolerance 1% . 2.2-500pF 1/6; 560-2.200pF 2/-; 2.700-5.800pF 4/-; 6.800pF-0.01. mid 6/- each.  
TWIN GANG. 40-0.200pF. 177g. 2/6; Slow motion dial. 800pF-0.385pF. 1mF. 500pF. 1.5mF. 1.1-500pF slow motion, standard 9/-; small 3-range 500pF 22/-  
SHORT WAVE. 250pF. 1/6

CHROME TELESCOPI AERIALS 23in. 5/-  
TUNING. Solid dielectric. 100pF. 300pF. 500pF. 7/- each.  
TRIMMERS. Compression 30. 50. 70pF. 2/-  
100pF 1.00pF. 1.8. 250pF. 1.8. 500pF. 750pF. 2. -1000pF. 2.6.  
RECTIFIERS CONTACT COOLED 1/2wave 60mA 7/6; 85mA 9/6. SILICON BY213 6/- BY100 1/6  
Full wave Bridge 75mA 10/- 150mA 12/6; TV rect. 10/-  
NEON PANEL INDICATORS 250V. AC DC Red. Amber 4/-  
RESISTORS. Preferred values. 10 ohms to 10 meg.  
1 1/2 w. 1 w. 2 1/2. 3d. 1 1/2. 6d. 2 w. 1 1/2 w. 10 p. 10 p. 6d.  
HIGH STABILITY. 1 w. 1 1/2 w. 10 ohms to 10 meg. 2/-  
Ditto 5%. Preferred values 10 ohms to 22 meg. 9d.  
WIRE-WOUND RESISTORS 5 watt. 10 watt. 15 watt. 10 ohms to 100K. 2/- each; 2 1/2 watt. 1 ohm to 8 1/2 ohms. 2/-

Q MAX CHASSIS KIT  
Complete: a die, a punch, an Allen screw and key.  
1in. 16/- 1 1/2in. 16/- 1 1/2in. 16/- 2in. 16/- 2 1/2in. 16/- 3in. 16/- 3 1/2in. 16/- 4in. 16/- 4 1/2in. 16/- 5in. 16/- 5 1/2in. 16/- 6in. 16/- 6 1/2in. 16/- 7in. 16/- 7 1/2in. 16/- 8in. 16/- 8 1/2in. 16/- 9in. 16/- 9 1/2in. 16/- 10in. 16/- 10 1/2in. 16/- 11in. 16/- 11 1/2in. 16/- 12in. 16/- 12 1/2in. 16/- 13in. 16/- 13 1/2in. 16/- 14in. 16/- 14 1/2in. 16/- 15in. 16/- 15 1/2in. 16/- 16in. 16/- 16 1/2in. 16/- 17in. 16/- 17 1/2in. 16/- 18in. 16/- 18 1/2in. 16/- 19in. 16/- 19 1/2in. 16/- 20in. 16/- 20 1/2in. 16/- 21in. 16/- 21 1/2in. 16/- 22in. 16/- 22 1/2in. 16/- 23in. 16/- 23 1/2in. 16/- 24in. 16/- 24 1/2in. 16/- 25in. 16/- 25 1/2in. 16/- 26in. 16/- 26 1/2in. 16/- 27in. 16/- 27 1/2in. 16/- 28in. 16/- 28 1/2in. 16/- 29in. 16/- 29 1/2in. 16/- 30in. 16/- 30 1/2in. 16/- 31in. 16/- 31 1/2in. 16/- 32in. 16/- 32 1/2in. 16/- 33in. 16/- 33 1/2in. 16/- 34in. 16/- 34 1/2in. 16/- 35in. 16/- 35 1/2in. 16/- 36in. 16/- 36 1/2in. 16/- 37in. 16/- 37 1/2in. 16/- 38in. 16/- 38 1/2in. 16/- 39in. 16/- 39 1/2in. 16/- 40in. 16/- 40 1/2in. 16/- 41in. 16/- 41 1/2in. 16/- 42in. 16/- 42 1/2in. 16/- 43in. 16/- 43 1/2in. 16/- 44in. 16/- 44 1/2in. 16/- 45in. 16/- 45 1/2in. 16/- 46in. 16/- 46 1/2in. 16/- 47in. 16/- 47 1/2in. 16/- 48in. 16/- 48 1/2in. 16/- 49in. 16/- 49 1/2in. 16/- 50in. 16/- 50 1/2in. 16/- 51in. 16/- 51 1/2in. 16/- 52in. 16/- 52 1/2in. 16/- 53in. 16/- 53 1/2in. 16/- 54in. 16/- 54 1/2in. 16/- 55in. 16/- 55 1/2in. 16/- 56in. 16/- 56 1/2in. 16/- 57in. 16/- 57 1/2in. 16/- 58in. 16/- 58 1/2in. 16/- 59in. 16/- 59 1/2in. 16/- 60in. 16/- 60 1/2in. 16/- 61in. 16/- 61 1/2in. 16/- 62in. 16/- 62 1/2in. 16/- 63in. 16/- 63 1/2in. 16/- 64in. 16/- 64 1/2in. 16/- 65in. 16/- 65 1/2in. 16/- 66in. 16/- 66 1/2in. 16/- 67in. 16/- 67 1/2in. 16/- 68in. 16/- 68 1/2in. 16/- 69in. 16/- 69 1/2in. 16/- 70in. 16/- 70 1/2in. 16/- 71in. 16/- 71 1/2in. 16/- 72in. 16/- 72 1/2in. 16/- 73in. 16/- 73 1/2in. 16/- 74in. 16/- 74 1/2in. 16/- 75in. 16/- 75 1/2in. 16/- 76in. 16/- 76 1/2in. 16/- 77in. 16/- 77 1/2in. 16/- 78in. 16/- 78 1/2in. 16/- 79in. 16/- 79 1/2in. 16/- 80in. 16/- 80 1/2in. 16/- 81in. 16/- 81 1/2in. 16/- 82in. 16/- 82 1/2in. 16/- 83in. 16/- 83 1/2in. 16/- 84in. 16/- 84 1/2in. 16/- 85in. 16/- 85 1/2in. 16/- 86in. 16/- 86 1/2in. 16/- 87in. 16/- 87 1/2in. 16/- 88in. 16/- 88 1/2in. 16/- 89in. 16/- 89 1/2in. 16/- 90in. 16/- 90 1/2in. 16/- 91in. 16/- 91 1/2in. 16/- 92in. 16/- 92 1/2in. 16/- 93in. 16/- 93 1/2in. 16/- 94in. 16/- 94 1/2in. 16/- 95in. 16/- 95 1/2in. 16/- 96in. 16/- 96 1/2in. 16/- 97in. 16/- 97 1/2in. 16/- 98in. 16/- 98 1/2in. 16/- 99in. 16/- 99 1/2in. 16/- 100in. 16/- 100 1/2in. 16/- 101in. 16/- 101 1/2in. 16/- 102in. 16/- 102 1/2in. 16/- 103in. 16/- 103 1/2in. 16/- 104in. 16/- 104 1/2in. 16/- 105in. 16/- 105 1/2in. 16/- 106in. 16/- 106 1/2in. 16/- 107in. 16/- 107 1/2in. 16/- 108in. 16/- 108 1/2in. 16/- 109in. 16/- 109 1/2in. 16/- 110in. 16/- 110 1/2in. 16/- 111in. 16/- 111 1/2in. 16/- 112in. 16/- 112 1/2in. 16/- 113in. 16/- 113 1/2in. 16/- 114in. 16/- 114 1/2in. 16/- 115in. 16/- 115 1/2in. 16/- 116in. 16/- 116 1/2in. 16/- 117in. 16/- 117 1/2in. 16/- 118in. 16/- 118 1/2in. 16/- 119in. 16/- 119 1/2in. 16/- 120in. 16/- 120 1/2in. 16/- 121in. 16/- 121 1/2in. 16/- 122in. 16/- 122 1/2in. 16/- 123in. 16/- 123 1/2in. 16/- 124in. 16/- 124 1/2in. 16/- 125in. 16/- 125 1/2in. 16/- 126in. 16/- 126 1/2in. 16/- 127in. 16/- 127 1/2in. 16/- 128in. 16/- 128 1/2in. 16/- 129in. 16/- 129 1/2in. 16/- 130in. 16/- 130 1/2in. 16/- 131in. 16/- 131 1/2in. 16/- 132in. 16/- 132 1/2in. 16/- 133in. 16/- 133 1/2in. 16/- 134in. 16/- 134 1/2in. 16/- 135in. 16/- 135 1/2in. 16/- 136in. 16/- 136 1/2in. 16/- 137in. 16/- 137 1/2in. 16/- 138in. 16/- 138 1/2in. 16/- 139in. 16/- 139 1/2in. 16/- 140in. 16/- 140 1/2in. 16/- 141in. 16/- 141 1/2in. 16/- 142in. 16/- 142 1/2in. 16/- 143in. 16/- 143 1/2in. 16/- 144in. 16/- 144 1/2in. 16/- 145in. 16/- 145 1/2in. 16/- 146in. 16/- 146 1/2in. 16/- 147in. 16/- 147 1/2in. 16/- 148in. 16/- 148 1/2in. 16/- 149in. 16/- 149 1/2in. 16/- 150in. 16/- 150 1/2in. 16/- 151in. 16/- 151 1/2in. 16/- 152in. 16/- 152 1/2in. 16/- 153in. 16/- 153 1/2in. 16/- 154in. 16/- 154 1/2in. 16/- 155in. 16/- 155 1/2in. 16/- 156in. 16/- 156 1/2in. 16/- 157in. 16/- 157 1/2in. 16/- 158in. 16/- 158 1/2in. 16/- 159in. 16/- 159 1/2in. 16/- 160in. 16/- 160 1/2in. 16/- 161in. 16/- 161 1/2in. 16/- 162in. 16/- 162 1/2in. 16/- 163in. 16/- 163 1/2in. 16/- 164in. 16/- 164 1/2in. 16/- 165in. 16/- 165 1/2in. 16/- 166in. 16/- 166 1/2in. 16/- 167in. 16/- 167 1/2in. 16/- 168in. 16/- 168 1/2in. 16/- 169in. 16/- 169 1/2in. 16/- 170in. 16/- 170 1/2in. 16/- 171in. 16/- 171 1/2in. 16/- 172in. 16/- 172 1/2in. 16/- 173in. 16/- 173 1/2in. 16/- 174in. 16/- 174 1/2in. 16/- 175in. 16/- 175 1/2in. 16/- 176in. 16/- 176 1/2in. 16/- 177in. 16/- 177 1/2in. 16/- 178in. 16/- 178 1/2in. 16/- 179in. 16/- 179 1/2in. 16/- 180in. 16/- 180 1/2in. 16/- 181in. 16/- 181 1/2in. 16/- 182in. 16/- 182 1/2in. 16/- 183in. 16/- 183 1/2in. 16/- 184in. 16/- 184 1/2in. 16/- 185in. 16/- 185 1/2in. 16/- 186in. 16/- 186 1/2in. 16/- 187in. 16/- 187 1/2in. 16/- 188in. 16/- 188 1/2in. 16/- 189in. 16/- 189 1/2in. 16/- 190in. 16/- 190 1/2in. 16/- 191in. 16/- 191 1/2in. 16/- 192in. 16/- 192 1/2in. 16/- 193in. 16/- 193 1/2in. 16/- 194in. 16/- 194 1/2in. 16/- 195in. 16/- 195 1/2in. 16/- 196in. 16/- 196 1/2in. 16/- 197in. 16/- 197 1/2in. 16/- 198in. 16/- 198 1/2in. 16/- 199in. 16/- 199 1/2in. 16/- 200in. 16/- 200 1/2in. 16/- 201in. 16/- 201 1/2in. 16/- 202in. 16/- 202 1/2in. 16/- 203in. 16/- 203 1/2in. 16/- 204in. 16/- 204 1/2in. 16/- 205in. 16/- 205 1/2in. 16/- 206in. 16/- 206 1/2in. 16/- 207in. 16/- 207 1/2in. 16/- 208in. 16/- 208 1/2in. 16/- 209in. 16/- 209 1/2in. 16/- 210in. 16/- 210 1/2in. 16/- 211in. 16/- 211 1/2in. 16/- 212in. 16/- 212 1/2in. 16/- 213in. 16/- 213 1/2in. 16/- 214in. 16/- 214 1/2in. 16/- 215in. 16/- 215 1/2in. 16/- 216in. 16/- 216 1/2in. 16/- 217in. 16/- 217 1/2in. 16/- 218in. 16/- 218 1/2in. 16/- 219in. 16/- 219 1/2in. 16/- 220in. 16/- 220 1/2in. 16/- 221in. 16/- 221 1/2in. 16/- 222in. 16/- 222 1/2in. 16/- 223in. 16/- 223 1/2in. 16/- 224in. 16/- 224 1/2in. 16/- 225in. 16/- 225 1/2in. 16/- 226in. 16/- 226 1/2in. 16/- 227in. 16/- 227 1/2in. 16/- 228in. 16/- 228 1/2in. 16/- 229in. 16/- 229 1/2in. 16/- 230in. 16/- 230 1/2in. 16/- 231in. 16/- 231 1/2in. 16/- 232in. 16/- 232 1/2in. 16/- 233in. 16/- 233 1/2in. 16/- 234in. 16/- 234 1/2in. 16/- 235in. 16/- 235 1/2in. 16/- 236in. 16/- 236 1/2in. 16/- 237in. 16/- 237 1/2in. 16/- 238in. 16/- 238 1/2in. 16/- 239in. 16/- 239 1/2in. 16/- 240in. 16/- 240 1/2in. 16/- 241in. 16/- 241 1/2in. 16/- 242in. 16/- 242 1/2in. 16/- 243in. 16/- 243 1/2in. 16/- 244in. 16/- 244 1/2in. 16/- 245in. 16/- 245 1/2in. 16/- 246in. 16/- 246 1/2in. 16/- 247in. 16/- 247 1/2in. 16/- 248in. 16/- 248 1/2in. 16/- 249in. 16/- 249 1/2in. 16/- 250in. 16/- 250 1/2in. 16/- 251in. 16/- 251 1/2in. 16/- 252in. 16/- 252 1/2in. 16/- 253in. 16/- 253 1/2in. 16/- 254in. 16/- 254 1/2in. 16/- 255in. 16/- 255 1/2in. 16/- 256in. 16/- 256 1/2in. 16/- 257in. 16/- 257 1/2in. 16/- 258in. 16/- 258 1/2in. 16/- 259in. 16/- 259 1/2in. 16/- 260in. 16/- 260 1/2in. 16/- 261in. 16/- 261 1/2in. 16/- 262in. 16/- 262 1/2in. 16/- 263in. 16/- 263 1/2in. 16/- 264in. 16/- 264 1/2in. 16/- 265in. 16/- 265 1/2in. 16/- 266in. 16/- 266 1/2in. 16/- 267in. 16/- 267 1/2in. 16/- 268in. 16/- 268 1/2in. 16/- 269in. 16/- 269 1/2in. 16/- 270in. 16/- 270 1/2in. 16/- 271in. 16/- 271 1/2in. 16/- 272in. 16/- 272 1/2in. 16/- 273in. 16/- 273 1/2in. 16/- 274in. 16/- 274 1/2in. 16/- 275in. 16/- 275 1/2in. 16/- 276in. 16/- 276 1/2in. 16/- 277in. 16/- 277 1/2in. 16/- 278in. 16/- 278 1/2in. 16/- 279in. 16/- 279 1/2in. 16/- 280in. 16/- 280 1/2in. 16/- 281in. 16/- 281 1/2in. 16/- 282in. 16/- 282 1/2in. 16/- 283in. 16/- 283 1/2in. 16/- 284in. 16/- 284 1/2in. 16/- 285in. 16/- 285 1/2in. 16/- 286in. 16/- 286 1/2in. 16/- 287in. 16/- 287 1/2in. 16/- 288in. 16/- 288 1/2in. 16/- 289in. 16/- 289 1/2in. 16/- 290in. 16/- 290 1/2in. 16/- 291in. 16/- 291 1/2in. 16/- 292in. 16/- 292 1/2in. 16/- 293in. 16/- 293 1/2in. 16/- 294in. 16/- 294 1/2in. 16/- 295in. 16/- 295 1/2in. 16/- 296in. 16/- 296 1/2in. 16/- 297in. 16/- 297 1/2in. 16/- 298in. 16/- 298 1/2in. 16/- 299in. 16/- 299 1/2in. 16/- 300in. 16/- 300 1/2in. 16/- 301in. 16/- 301 1/2in. 16/- 302in. 16/- 302 1/2in. 16/- 303in. 16/- 303 1/2in. 16/- 304in. 16/- 304 1/2in. 16/- 305in. 16/- 305 1/2in. 16/- 306in. 16/- 306 1/2in. 16/- 307in. 16/- 307 1/2in. 16/- 308in. 16/- 308 1/2in. 16/- 309in. 16/- 309 1/2in. 16/- 310in. 16/- 310 1/2in. 16/- 311in. 16/- 311 1/2in. 16/- 312in. 16/- 312 1/2in. 16/- 313in. 16/- 313 1/2in. 16/- 314in. 16/- 314 1/2in. 16/- 315in. 16/- 315 1/2in. 16/- 316in. 16/- 316 1/2in. 16/- 317in. 16/- 317 1/2in. 16/- 318in. 16/- 318 1/2in. 16/- 319in. 16/- 319 1/2in. 16/- 320in. 16/- 320 1/2in. 16/- 321in. 16/- 321 1/2in. 16/- 322in. 16/- 322 1/2in. 16/- 323in. 16/- 323 1/2in. 16/- 324in. 16/- 324 1/2in. 16/- 325in. 16/- 325 1/2in. 16/- 326in. 16/- 326 1/2in. 16/- 327in. 16/- 327 1/2in. 16/- 328in. 16/- 328 1/2in. 16/- 329in. 16/- 329 1/2in. 16/- 330in. 16/- 330 1/2in. 16/- 331in. 16/- 331 1/2in. 16/- 332in. 16/- 332 1/2in. 16/- 333in. 16/- 333 1/2in. 16/- 334in. 16/- 334 1/2in. 16/- 335in. 16/- 335 1/2in. 16/- 336in. 16/- 336 1/2in. 16/- 337in. 16/- 337 1/2in. 16/- 338in. 16/- 338 1/2in. 16/- 339in. 16/- 339 1/2in. 16/- 340in. 16/- 340 1/2in. 16/- 341in. 16/- 341 1/2in. 16/- 342in. 16/- 342 1/2in. 16/- 343in. 16/- 343 1/2in. 16/- 344in. 16/- 344 1/2in. 16/- 345in. 16/- 345 1/2in. 16/- 346in. 16/- 346 1/2in. 16/- 347in. 16/- 347 1/2in. 16/- 348in. 16/- 348 1/2in. 16/- 349in. 16/- 349 1/2in. 16/- 350in. 16/- 350 1/2in. 16/- 351in. 16/- 351 1/2in. 16/- 352in

# ELECTRONIC COMPONENTS LTD

## = BETTER QUALITY, SERVICE, PRICES & LARGEST STOCKS

AA590	1/7	ASV29	6/-	BF159	3/-	CG88	2/6	NKT103	6/-	NKT231	6/-	NKT0013	6/8	OC203	7/6	40324	0/8	2N1711	5/1	2N4069	3/4		
AA213	3/8	AS221	7/6	BF194	3/8	CG84	2/6	NKT104	6/-	NKT232	6/-	NKT10419	3/10	OC204	6/-	40326	7/8	2N2147	18/8	2N4069	5/1		
AC107	7/7	AYU10	30/-	BFX13	6/-	CR1-401C	5/-	NKT105	6/-	NKT237	6/9			OC205	6/9	40329	4/8	2N2148	12/6	2N4069	5/1		
AC128	5/-	BZM	12/6	BFX20	6/2	CR1-401C	10/-	NKT106	6/-	NKT238	4/-	NKT10519	4/5	OC206	10/8	40344	6/8	2N2399	19/8	2N4069	4/1		
AC127	4/-	B108	15/6	HF44	4/-	D13T1	10/-	NKT107	6/-	NKT239	4/-	NKT10339	4/7	OC207	7/6	40347	7/6	2N2398	3/4	2N4062	4/6		
AC127Z	9/8	B108	2/6	BFK84	5/2	PCR111	18/-	NKT108	6/-	NKT240	8/10	NKT10439	5/6	OC309	12/8	40348	10/8	2N2389	3/4	2N4284	4/6		
AC128	4/6	B4111	6/-	BFK85	5/9	PCR141	18/-	NKT109	6/-	NKT241	3/9	NKT12329	8/5	OC470	10/8	40380	8/6	2N2869A	3/11	2N4287	3/-		
AC175	6/-	BAK13	1/6	BFK86	4/11	PCR151	18/-	NKT110	10/6	NKT242	12/-	NKT12429	OC271	OC671	10/8	40381	9/8	2N3618	7/8	2N4288	3/-		
AC186	12/6	BC113	8/-	BFK89	6/11	PCR201	21/4	NKT112	10/-	NKT243	12/-	NKT243	12/-	OC712	8/6	40382	6/-	2N2864	10/-	2N4290	3/-		
AC187	12/6	BC113	8/-	BFK89	6/11	PCR221	21/4	NKT123	9/6	NKT244	3/11	NKT13029	ORP80	ORP80	8/-	40400	6/-	2N2846	10/-	2N4292	3/-		
AC188	12/6	BC113	8/-	BFK89	6/11	PCR239	15/6	NKT124	6/6	NKT245	3/11	ORP81	3/11	ORP81	8/-	40406	11/8	2N2904	8/10	2N4291	3/-		
AC171	6/4	BC118	5/-	BFY18	15/6	PBT3/8A	6/-	NKT125	4/8	NKT262	4/8	NKT13429	ORP83	ORP83	8/-	40408	10/8	2N2904A	9/9	2N4291	6/9		
AC178	4/1	BC126	12/6	BFY50	4/6	RET16	12/6	NKT126	4/-	NKT263	4/8			ORP83	3/11	PA84A	8/9	40462	11/8	2N2905	12/11	2N4291	12/6
ACV10	4/1	BC126	11/6	BFY51	3/9	RET102	6/-	NKT127	4/-	NKT264	4/8	NKT1629	8/8	RA830A	6/-	40469	14/8	2N2906A	15/1	2N4291	26/6		
ACV19	3/10	BC147	2/9	BFY52	4/6	RET103	6/-	NKT127	10/8	NKT265	5/6	NKT20329	8/8	RA830A	4/6	40488A	8/-	2N2906A	8/10	3N128	13/9		
ACV21	3/10	BC148	3/8	BFY53	3/8	RET113	4/-	NKT128	10/-	NKT265	5/6	NKT20329	8/8	RA830A	4/6	40488A	8/-	2N2906A	10/10	3N140	15/8		
ACV22	3/10	BC149	3/-	BFY50	24/6	RET114	4/-	NKT129	8/8	NKT270	6/-	NKT20329	8/8	RA830A	15/-	40602	6/-	2N2924	4/-	3N141	14/8		
ACV23	3/10	BC164	12/6	BFY57	6/-	RET130	6/8	NKT136	6/-	NKT271	2/10	NKT18219	RS220F	4/-	1220	10/8	2N2924	4/-	3N141	14/8			
ACV28	3/8	BC167	3/8	BFY58	6/6	RET172	6/6	NKT137	6/2	NKT272	2/10	OC19	8/8	OC19	19/-	2G302	3/9	2N2925	3/6	BA111	6/-		
ACV29	7/6	BC168	3/9	BFY59	5/10	RET180	6/6	NKT138	6/6	NKT273	3/8	OC20	19/8	ST140	33/6	BC305	8/8	2N3089	4/6	BYX36/100	2/8		
ACV30	7/6	BC169	3/9	BFY60	4/6	RET187	4/-	NKT142	10/-	NKT274	2/10	OC20	19/8	ST140	33/6	BC305A	8/8	2N3089A	4/6	BYX36/100	2/8		
ACV31	4/7	BC171	2/-	BLV47	31/8	RET88	6/-	NKT143	10/-	NKT275	3/4	OC20	19/8	ST21	5/-	2G371	3/-	2N3225	22/6	BYX36/300	2/10		
ACV34	3/8	BC182L	2/8	BSX10	3/8	RET89	6/8	NKT144	8/-	NKT276	8/8	OC23	8/-	ST2	9/9	2G371R	3/-	2N3234	27/6				
ACV35	3/8	BC183L	1/10	BSX30	3/8	RET89	6/8	NKT145	8/-	NKT276A	8/8	OC24	8/-	TI407	6/-	2G374	5/-	2N3242	7/6	BYX36/600	2/10		
ACV36	3/9	BC184	3/-	BSX81	3/8	RET89	6/8	NKT146	8/-	NKT277	8/8	OC25	7/8	TI534	17/8	2G381	15/-	2N351A	6/-				
ACV39	12/-	BC212L	3/4	BSX60	12/7	RET89	6/8	NKT147	8/-	NKT281	5/-	OC26	12/-	TI545	18/-	2G381A	15/-	2N351A	6/-	BYZ10	3/-		
ACV40	3/-	BCY30	6/-	BSX81	7/1	EX455	4/-	NKT161	6/-	NKT282	12/5	OC28	18/-	TI545	3/8	2N404	4/8	2N3840	5/6	EA403	3/8		
AD140	11/-	BCY31	5/8	BSX76	6/-	GJ6M	4/-	NKT162	6/-	NKT283	17/6	OC29	15/-	TI546	3/8	2N388A	15/-	2N394	4/6	BYZ13	6/-		
AD149	11/6	BCY32	10/-	BSX77	6/-	GP271	8/-	NKT163	6/-	NKT284	10/10	OC30	9/-	TI547	3/8	2N404	4/8	2N3840	5/6	EA403	3/8		
AD181	8/-	BCY33	4/-	BSX78	6/-	GP280	20/-	NKT164	6/-	NKT285	10/-	OC36	18/6	TI546	3/8	2N388	3/8	2N388	3/8	EA403	3/8		
AD182	8/-	BCY34	5/-	BSX79	4/-	KB26	4/-	NKT165	6/-	NKT286	17/10	OC41	4/8	TI545	3/8	2N388	3/8	2N388	3/8	EA403	3/8		
ADT140	12/6	BCY38	6/-	BSY29	5/-	MAT109	5/6	NKT201	6/-	NKT287	20/-	OC42	4/8	TI550	5/8	2N388	3/8	2N388	3/8	EA403	3/8		
ADT11	32/-	BCY40	10/-	BSY32	5/-	MAT110	5/6	NKT202	6/-	NKT288	20/-	OC43	4/8	TI551	4/-	2N706	2/4	2N3146	6/-	OA47	1/8		
ADP12	12/6	BCY42	4/-	BSY36	5/-	MAT120	5/6	NKT204	6/-	NKT289	14/6	OC44	3/-	TI552	4/-	2N706A	2/4	2N3416	7/8	OA70	1/8		
AF106	7/6	BCY43	4/-	BSY37	4/-	MAT121	5/6	NKT204	6/-	NKT290	15/-	OC45	3/-	TI553	6/8	2N706	3/8	2N3436	15/-	OA73	1/8		
AF114	5/-	BCY70	3/10	BSY38	4/-	ME1100	2/6	NKT214	3/8	NKT291	14/8	OC70	2/6	TI600	6/8	2N709	3/8	2N3525	21/8	OA79	1/8		
AF115	5/-	BCY71	7/8	BSY95	3/8	MJ400	2/6	NKT208	6/-	NKT404	11/-	OC71	4/8	TI681	7/6	2N711	11/8	2N711	11/8	OA81	1/8		
AF116	5/-	BCY72	3/2	BSY95A	2/11	MJ420	22/6	NKT210	4/8	NKT405	11/-	OC72	4/8	TI681A	12/4	2N711A	4/8	2N702	2/6	OA85	1/8		
AF117	5/-	BCY87	8/6	BYZ14	38/8	MJ421	22/6	NKT211	4/8	NKT406	9/11	OC74	3/-	TI682A	14/10	2N743	7/8	2N703	2/6	OA89	1/8		
AF118	8/10	BD119	15/-	BYZ15	38/8	MJ480	20/6	NKT212	3/8	NKT420	9/11	OC78	2/6	Y205	20/-	2N929	5/8	2N705	2/6	OA96	1/8		
AF124	4/8	BD121	13/6	CG6P	9/-	MJ481	27/6	NKT213	3/8	NKT451	9/11	OC78	2/6	V405A	9/3	2N930	6/8	2N706	2/6	OA96	1/8		
AF126	4/8	BD223	21/6	C111	18/-	MJ480	22/6	NKT214	3/8	NKT452	9/8	OC77	4/8	XB113	6/8	2N930	6/8	2N707	2/6	OA96	1/8		
AF126	3/8	BD124	12/6	C111R	18/-	MJ491	22/6	NKT215	3/8	NKT453	6/8	OC81	4/8	XB113	6/8	2N930	6/8	2N707	2/6	OA96	1/8		
AF127	3/8	BDY20	20/8	C400	9/-	MPP102	2/6	NKT216	7/8	NKT463F	8/8	OC81D	3/-	XB508	20/-	2N1131	6/11	2N708	1/10	SD19	7/4		
AF178	9/8	BF116	5/-	C426	8/8	MPP103	7/8	NKT217	9/-	NKT463F	5/8	OC82	5/-	40260	10/9	2N1132	7/9	2N709	2/6	TD716	12/-		
AF179	11/6	BF122	18/8	C444	9/8	MPP104	7/8	NKT218	9/-	NKT464F	8/8	OC82D	3/-	40309	6/6	2N1302	3/7	2N710	2/6	1N344	4/6		
AF180	12/6	BF154	9/8	CG80	9/8	NKT106	6/-	NKT219	7/8	NKT465	6/8	OC82	4/8	40310	9/8	2N1303	3/7	2N711	2/6	1N324	9/8		
AF181	8/8	BF159	15/6	CG81	9/8	NKT11	7/8	NKT221	7/-	NKT476	5/-	OC84	8/-	40311	6/-	2N1304	4/11	2N3519	7/-	1N14	1/8		
AF186W	7/8	BF163	9/-	CG82	2/8	NKT12	6/8	NKT222	6/-	NKT477F	6/8	OC123	7/-	40312	9/8	2N1305	4/11	2N3710	2/6	1N418	1/8		
AF186Q	9/-	BF167	5/-	CG82H	2/8	NKT32	6/8	NKT223	6/-	NKT478	8/-	OC130	5/-	40314	7/8	2N1306	6/-	2N366	6/-	1844	1/8		
AF229	7/8	BF178	6/-	CG83	2/8	NKT42	6/8	NKT224	3/7	NKT479	3/10	OC140	7/-	40315	7/8	2N1307	6/-	2N366	25/-	18113	4/8		
AFY13	22/8	BF179	19/8	CG84	2/8	NKT43	6/8	NKT225	3/7	NKT480	5/10	OC170	6/-	40316	9/8	2N1308	6/8	2N367	7/-	18130	2/-		
AFZ11	3/-	BF179	12/6	CG8E	2/8	NKT44	6/8	NKT226	11/-	NKT481	4/11	OC171	6/-	40317	7/8	2N1309	6/8	2N368	2/6	CA306	4/6		
ASV28	4/5	BF180	6/-	CG89	2/8	NKT73	3/7	NKT227	6/-	NKT482	6/8	OC200	5/8	40318	10/8	2N1498	8/8	2N369	4/6	CA306	4/6		
ASV27	6/-	BF181	8/8	CG84	2/8	NKT101	6/-	NKT228	6/8	NKT483	3/7	OC201	6/-	40320	9/8	2N1618	4/8	2N369	7/8				
ASV28	4/5	BF184	7/-	CG85	2/8	NKT102	6/-	NKT229	3/11	NKT484	6/-	OC202	18/-	40323	7/8	2N1617A	28/6	2N367	15/-				

**BC107/8/9** 2/9  
NPN Planar transistors  
BC107 & 9  
25 + 2/5 100 + 2/2  
BC108 25+2/3 100+2/2

**2N4871** 6/9  
Motorola unijunction  
25 + 5/9 100 + 4/9

**2N3055** 15/-  
115 watt silicon power  
transistor  
25 + 13/- 100 + 11/-

**IRC 20** 7/-  
Int. Rectifier thyristor  
200 pvt 1/2 amp  
(similar C106B1)  
25 + 6/- 100 + 5/-

**2N2926** 2/-  
NPN Planar transistors  
25 + 1/8 100 + 1/6

**BY127** 4/-  
Mullard Plastic  
HV rectifier 800 pvt  
1 amp, (similar BY100,  
etc.)  
25 + 3/3 100 + 3/-

**2N3819** 7/-  
Texas FET  
25 + 6/- 100 + 5/3

**MGA 100** 35/-  
**31F2** 28/6  
Infra-red devices

**OC71** 19/6  
Mullard  
phototransistor  
25 + 17/3 100 + 14/9

**NE5608 PHASE LOCKED LOOP**  
The Phase locked loop is a circuit concept similar to a feedback loop in that one signal can be selected from many and information derived from the signal all without tuned circuits. The PLL can detect tones, Decode or Demodulate FM, Synchronise signals, Track unstable signals, and Reconstitute signals.  
A complete system in one 16 lead DIL package. The NE5608 PLL costs £12.00 in small quantities. We don't expect you to pay without knowing what the PLL can do - write now for free data.

### SILICON RECTIFIERS

1 amp Miniature Moulded Junction Rectifiers.

P.L.V. 1-24 25-99100+  
 1N4001 60 1/10 1/8 1/5  
 1N4002 100 2/8 1/10 1/7  
 1N4003 200 2/11 2/7 2/2  
 1N4004 400 3/9 3/4 2/10  
 1N4006 600 4/8 3/9 3/2  
 1N4008 800 4/9 4/4 3/8  
 1N4007 1000 5/8 4/9 4/2

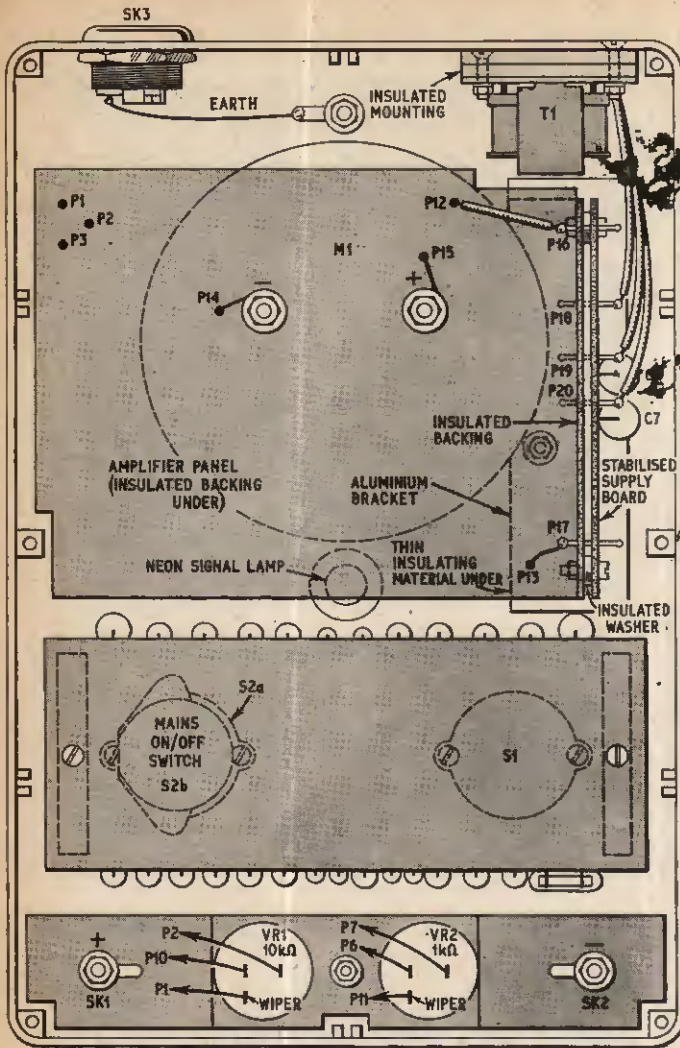


Fig. 14. Interior of the multimeter showing component positioning and potentiometer wiring

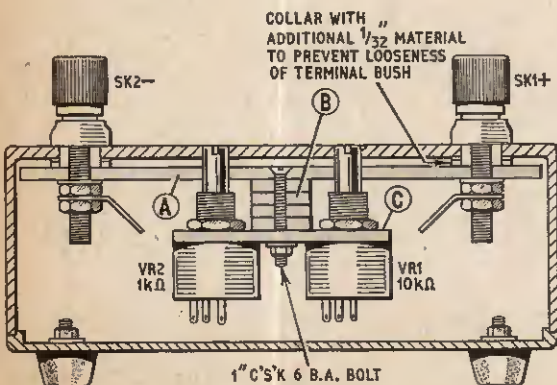


Fig. 15. Potentiometer mounting details, the ends of the spindles should be flush with the top of the case when fitted

## COMPONENTS . . .

### Potentiometers

- VR1 10k $\Omega$  miniature carbon
- VR2 1k $\Omega$  miniature carbon

### Sockets

- SK1 Red insulated screw terminal
- SK2 Black insulated screw terminal
- SK3 Miniature three pin mains connector

### Transformer

- T1 Miniature mains, primary 0-220/240V, secondary 12-0-12V, 40mA, type P9005 (Electroniques)

### Meter

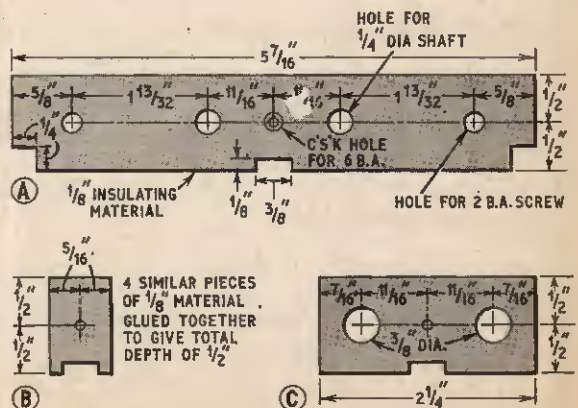
- M1 Moving coil milliammeter, B.P.L. type S40-V1 (1mA f.s.d.) or SEW type MR-65P

### Miscellaneous

- LPI Neon signal lamp type SGF9/A (Electroniques)
- Knobs pointer (2 off)
- Diecast case 8 $\frac{1}{2}$ in  $\times$  5 $\frac{1}{2}$ in  $\times$  2 $\frac{3}{4}$ in
- Bakelite;  $\frac{1}{8}$ in thickness, 5 $\frac{7}{8}$ in  $\times$  3 $\frac{1}{2}$ in,  $\frac{1}{8}$ in thickness 4in  $\times$  1 $\frac{1}{2}$ in,  $\frac{1}{8}$ in thickness black 2 $\frac{1}{8}$ in  $\times$   $\frac{1}{2}$ in
- Perspex 3 $\frac{1}{8}$ in  $\times$  5 $\frac{3}{8}$ in  $\times$   $\frac{1}{8}$ in thickness
- 6B.A. and 8B.A. fixings

## CONNECTING UP

The Veropins on the amplifier board are connected up with reference to the pin numbers on the circuit diagram (Fig. 2), the switch connection diagram (Fig. 8), and Fig. 14, the plan of the interior of the multimeter. The two Veropins adjacent to the meter terminals are connected to the terminals by short leads, and the Veropins nearest to the stabilised voltage supply, are connected to the two on the vertical panel as shown in Fig. 14. The row of Veropins on the left of the amplifier board are connected by flexible p.v.c. covered wires to the range switching assembly, and to the two potentiometers that are mounted as shown in Fig. 15 by means of strips of  $\frac{1}{8}$ in insulating material.



The three secondary connections from the mains transformer are joined to the terminal pins on the voltage stabiliser panel.

Positioning of all components is shown in Fig. 14 and once the various sections have been mounted and wired up as described previously the meter can be connected to the mains supply ready for setting up and testing.

## OFFSET ADJUSTMENT

A high gain differential d.c. amplifier needs pre-set adjustments to take up the mismatch in transistors and other components; adjustment is at the input stage where the sensitivity is greatest.

In the absence of an applied input, the terminals of the testmeter should be at the same potential. A small difference of potential at the input is called offset voltage, and arises from mismatch in the base-emitter potentials of the two input transistors. It can be balanced out by adjusting VR2, thus bringing the two input terminals to the same potential.

There is also an offset in the bias current of the two input transistors. The bias currents—less than a microampere—flow through the two  $1M\Omega$  feedback resistors and produce a small potential drop between output and input. The bias current adjustment is carried out indirectly by VR1 in the collector circuit of the input stage. When both offsets have been balanced out, there will be no potential difference, either at the input or at the output.

## METER ZEROING

The two adjustments are not independent of each other. Each potentiometer has to be adjusted in turn to bring the pointer of the meter exactly to zero. A short insulated wire is connected between the input terminals each time that VR2 is adjusted, and temporarily disconnected when adjusting VR1. The potentiometer VR1 is thus the open circuit adjustment, and VR2 the short circuit adjustment, and the two are marked "O.C." and "S.C." respectively on the Perspex escutcheon.

Successive adjustments become smaller and should be continued on the most sensitive 2mV range until the pointer is at zero under both input conditions. The short circuit adjustment (VR2) is rather critical on the 2mV range, and it is probably advisable to solder a 470 ohm carbon film resistor permanently across it to make adjustment easier, providing that the narrower range of adjustment contains the required setting.

Once the above adjustments have been made and the meter has been tested on all ranges it is ready for use.★

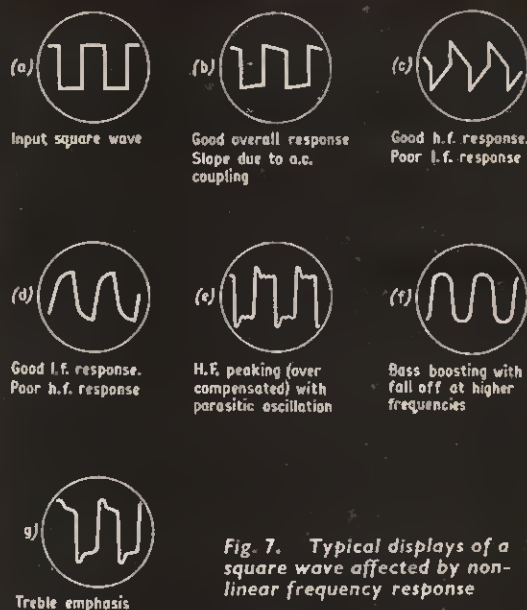



Fig. 7. Typical displays of a square wave affected by non-linear frequency response

maximum amplitude is 1 unit the average is 0.637 and this is what the meter will read.

However, we are usually more interested in the r.m.s. value which is, for sine waves, 0.707. If we divide the r.m.s. value by the average, we find the form factor, in this case 1.11. This is the amount by which the meter is scaled or calibrated. So the meter is known as average reading, r.m.s. calibrated. The form factor is obviously different for other waveforms, this calibration is therefore true only for sine waves.

## AMPLIFIER TESTING

Square wave testing of amplifiers has the advantage of time saving. Plotting a frequency response curve is a tedious business. It involves changing the frequency of the signal generator point by point along the frequency base, and noting the amplifier's output reading. From this the output voltage versus frequency graph is drawn.

It is obvious that examining the effects of tone controls of an audio amplifier can be a long and dreary process. But, by applying a square wave to the amplifier input, and monitoring the output on an oscilloscope, the effects of tone controls and filters can be seen by the alteration to the wave shape. See Fig. 7.

Treble boost will show up as overshoot of the leading edge and treble cut as a rounding off. Bass boost will tilt the flat top left to right and bass cut right to left.

Checking a pre-amplifier with a square wave for the first time you may be dismayed to find that the output appears to be distorted. Even at the mid-point of the controls, the leading edge will probably display a slight kink and the top a slight curve. This is due to the type of tone control circuit which is common to many pre-amplifiers. However, the basic square shape, and the variation as the tone controls are adjusted is quite clear.★



# ELECTRONIC BROKERS

## MOTORS

**HIGH PRECISION MAINS MOTOR**  
230V 50Hz 1 h.p. continuously rated, 3,000 r.p.m. Made by Croydon Engineering Model KA 60 JEB. Suitable for capacitor motor. Size 8in long, 4 1/2in diameter with 6in diameter flange and 4 fixing holes. These motors are Capacitor Start, Capacitor Run, supplied with Capacitor. Also available 3 Phase. £4.10.0, each. £1.5.0. P. & P.

**SHADED POLE MOTORS 120V 50Hz**  
Precision made as used in record decks and tape recorders. Suitable many other applications. 10/- each. P. & P. 3/-.

**PRECISION MOTORS BY PULLIN**  
28V, 5,000 r.p.m., 0-0018 h.p.; 28V, 5,000 r.p.m., 0-0014 h.p.; each £4.10.0. P. & P. 5/-.

**HYSTERESIS REVERSIBLE MOTOR**  
Incorporating two coils. Each coil when energised will produce opposite rotation of output shaft. 420V 60Hz. 1/10 r.p.m. 30/- each. P. & P. 3/-.

## LOW TORQUE HYSTERESIS MOTOR MA23

Ideal for instrument chart drives. Extremely quiet, useful in areas where ambient noise levels are low. High starting torque enables relative high inertia loads to be driven up to 60/in. Available in the following speeds and ranges: 240V 50Hz, 4 r.p.m., 1 r.p.m., 1 1/2 r.p.m., 1 r.p.m., 1/10 r.p.m., 1/12 r.p.m., 1/20 r.p.m., 1/45 r.p.m., 1/60 r.p.m., 1/360 r.p.m. 25/- each. P. & P. 3/-.



## HYSTERESIS CLUTCH MOTOR

With integral clutch allowing the motor to drop out of engagement with the gear train, thereby facilitating easy resetting when used in thiers or in conjunction with a light spring, 6 oz torque at 240V 50Hz, 1/12 r.p.m., 1/10 r.p.m., 1 r.p.m., 1/20V 50Hz, 1/12 r.p.m., 1/10 r.p.m., 1 r.p.m., 1/20V 60Hz, 1 r.p.m., 1 r.p.m., 24V 50Hz, 1/20 r.p.m., 4 r.p.m. 25/- each. P. & P. 3/-.

## D.C. MOTORS

Similar to above type MD 83. 28V 1/20 r.p.m., 1/60 r.p.m., 1 r.p.m., 12V 1/20 r.p.m., 24V 1/15 r.p.m., 30V 1/12 r.p.m. 80/-, P. & P. 3/-.

## SYNCHRONOUS MOTORS

200/250V 50Hz. New condition, ex-equipment. S-1 R.P.H. Self starting, complete with gearing shaft 1/4in dia., 1/4in long. 80/-, P. & P. 3/-.

## OSCILLOSCOPE TYPE CT 52

A very handy miniature portable instrument for general purpose applications. 2 1/2in diam. tube. Wave form investigation from 10Hz-20MHz. Pulse measuring duration 50 microseconds to 0.1 microsecond. Time base free running 10Hz-40kHz. Also single sweep facility from 50 microseconds to 3 microseconds. "Y" Amplifier, Delay Line Calibration Voltage. Power supply 110-250V 40/60Hz. 50V. Supplied with metal carrying case. L. 1 1/2in. H. 5in. W. 6 1/2in. Weight 14 1/2lb. Price £22. P. & P. 10/-.



**AVO TRANSISTOR ANALYSER CT 446**  
In V. G. condition. Current instrument. Battery powered. Size 1 1/2" x 2 1/2" x 5". Weight 15lb. Price £42.10.0. Carr. £1.

## ELECTRIC CLOCK MOTOR

NEW 200-250V, 50Hz, 2W. Synchronous induction motor. 2 revs. per hour. O/P shaft. 1/4in dia. x 1/4in long. Clockwise rotation. Three-holed mounting at 120° on 2in P.C.D. Price 20/-, P. & P. 5/-.

## LOW COST ELECTRONIC & SCIENTIFIC EQUIPMENT AND COMPONENTS

### DELAY LINE

2 microseconds, 4,000 ohm, Type MON 2484D. Length 2 1/2in x 1 1/2in x 1in. Encapsulated module. Price 30/-, P. & P. 5/-.

### NEW FRACTIONAL HP SINGLE PHASE INDUCTION MOTORS

230V, 50Hz. Continuously rated. Impedance protected type. Available as follows:

r.p.m.	Amp.	Approx. H.P.
875	0.83	1/16
875	1.8	1/8
875	1.19	1/12
1,275	0.83	1/10
1,300	0.25	1/25
1,300	1.27	1/25
1,300	0.44	1/30
1,300	0.27	1/50
1,300	0.25	1/50
1,500	0.91	1/20
1,500	1.47	1/7
2,500	0.72	1/20
2,500	0.45	1/30

Price 35/-, P. & P. 7/6.

### MINIATURE SELECTORS

3 bank, 12 way, 250 ohm, 24V. Type 2200A. Supplied complete with plug-in base. Size 5in x 1in x 2in. A very neat precision component. Price £4.10.8. P. & P. 5/-.



### AVOMETERS

These well-known portable test instruments have been overhauled and are offered complete with leads, crocodile clips and prods.

Model 8 8X	£24.10.0	P. & P. 7/6
Model 8	£13.0.0	P. & P. 7/6
Model 7	£14.10.0	P. & P. 7/6
Model 7 Mk.II	£15.0.0	P. & P. 7/6
Model 7X	£13.10.0	P. & P. 7/6
Model 48A	£11.0.0	P. & P. 7/6
Model 47A	£10.0.0	P. & P. 7/6
Model 46	£10.0.0	P. & P. 7/6

Model 48A complete with voltage multiplier for 480V and 3600V. Current shunts for 120A and 450A. A.C. Current transformer for 20A and 50A. Special wooden box. £14.10.0. P. & P. 10/-.

### SET OF MEASURING INSTRUMENTS

Brand new high grade moving coil meters. Ideal for electrical and other general d.c. applications. Supplied with 3 shunts in neat attach type metal carrying case. Specifications: Voltmeter 0-15V, 0-150V, 0-450V. D.C. Linear mirror scale 3mA FSD. Ammeter unshunted 7.5mA FSD. Used with 3 shunts to give ranges of 0-0.8A, 0-0.75A, 0-1.5A, 0-7.5A, 0-15A, 0-30A. The ammeter can also be used as a 0-75 mV Voltmeter. Scale length 88 mm. Accuracy 1%. Case moulded plastic. Meter size 4 1/2in x 1 1/2in. List price £30. Our price £5.10.8. P. & P. 30/-.



### HIGH VOLTAGE DECADE RESISTANCE BOX

Ranges from 0.01MΩ to 111MΩ. Accuracy 0.05%. Maximum Power Rating 0.1W per step. Price £22.10.0. P. & P. £1.0.0.



### PORTABLE WHEATSTONE BRIDGE

Specification, Type: Moving Coil Galvanometer. Ranges: 1. 0.05 to 5 ohms. 2. 0.5 to 50 ohms. 3. 5 to 500 ohms. 4. 50 to 5,000 ohms. 5. 500 to 50,000 ohms. Scales: Switched. 6. Wirewound: 0.5 to 50. Galvanometer Scale: 10-0-10. Case: Moulded plastic. Internal Source: 4V Dry battery. Dimensions: 200 x 110 x 65mm. Weight: 0.8kg. List price £25. Our price £9.10.8.

### OSCILLOSCOPES

Coscor 1035	£19.10.0
Coscor 1049	£25.0.0
Solartron 513	£38.10.0
Solartron D360	£20.0.0
Furzehill 0100	£19.10.0
Furzehill 0110	£19.10.0
Furzehill 1064B	£19.10.0
Airmec 245	£45.0.0
Airmec 723	£15.0.0

Carriage extra.

### COUNTERS

**ELECTRO MAGNETIC COUNTER** 200 ohm 24V. Slow impulse counter. 10 impulses per second. 8/6. P. & P. 3/-.



**6 DIGIT ELECTRICAL IMPULSE COUNTER** with electrical and mechanical reset counter driven by 110 V DC 4400 ohms coil. Reset 110 V DC 800 ohms coil. Housed in plastic-nloy case. The units can be interlocked with each other to give vertical or horizontal displays. Price 79/6. P. & P. 5/-.

**VEEDER ROOT 6 DIGIT COUNTER**  
Suitable for counting all kinds of production runs, business machine operation. Mechanically driven. Reset type KA1337, manual knob. Ex-equip., but new condition. Special price £5/- plus 5/- P. & P.

**3 DIGIT RESETTABLE COUNTER**  
Totalling 48V d.c. at 48mA; 10 impulses/sec. Length 4in x 1 1/2in x 1in. Price £33.5.0. P. & P. 5/-.

**4 DIGIT NON-RESETTABLE COUNTER**  
Totalling 10 impulses per second. Length 3 1/2in x 1 1/2in x 1 1/2in. 24V d.c., 300 ohms. Price 6/6. P. & P. 5/-.

**6 DIGIT RESETTABLE COUNTER**  
Totalling 240V 50Hz. Viewing window 2in x 1in. Ex-equipment. Price 55/-, P. & P. 5/-.

**6 DIGIT TOTALISING NON-RESETTABLE COUNTER**  
Mechanical operation. Chromium finish. Length 1 1/2in x 1 1/2in x 1 1/2in with viewing window 1 1/2in x 1 1/2in. Ex-equipment. Price 9/6. P. & P. 2/6.

### BERKELEY DECIMAL COUNTING UNIT 0-9

4 valves double triode type 5985 special quality Unit plugs into standard octal base. Modular construction with 10 miniature neon lamps on display panel. Power supplies 6.3V, a.c., 150V d.c. Cut-on or Cut-off-15V. Size 5 1/2in x 6 1/2in x 2in. Price 65/-, P. & P. 5/-.

### MINIATURE DIGITAL DISPLAY

Operates on a rear projection 0.8 pilot lamp. The lamp projects the corresponding digit on the condensing lens through a projector lens, on to the viewing screen at the front of the unit.



1in width, 3 1/2in deep, 1 1/2in high. Weight 31oz. Character size 1/4in high, 0.9 with 5 right hand decimal point and degree. List price 6 gas. Our price 49/6. P. & P. 5/-.

### EA6 DIGIVISOR MK. II DIGITAL READ-OUT DISPLAY

Ideally suitable for use in conjunction with transistorised decade counting devices. The DIGIVISOR incorporates a moving coil movement which moves a translucent scale through an optical system and the resultant single plane image is projected on a screen. The translucent scale is made to represent digits 0-9. Specifications: 0.3V 250 microamp. Image height 1in. Size 4 1/8 x 2 1/8 x 2 3/8/84 x 1 1/2in. Our price £1 gas. List price 81 gas. P. & P. 5/-.



### LAMPS

250V, 15W, M.B.C. Panel lamps. Ideal making up displays, etc. Length 2 1/2in x 1 1/2in dia. Special offer, 10 for £1. P. & P. 5/-.

### MICROWITCHES

Assorted miniature types. Special offer, 15 for £1. P. & P. 5/-.


### MINIATURE MOVING COIL RELAY S115

By Sangamo Weston, suitable for D.C. circuit. A high sensitivity relay more sensitive than the electromagnetic type. Single Coil Resistance 820 micro ohms. 315 mA. List price £4.10. Our price 20/-, P. & P. 3/-.



### NUMICATORS

Fig. size 18mm. Cold cathode gas filled in line 0-0 digital display tubes. Long life expectancy. Minimum striking voltage 180V. Side reading Type XN 13 and XN 9, number. Price 18/6 each. P. & P. 2/6. Fig. size 20 mm. Type NI 1. End reading. Price £1 each. P. & P. 2/6.



### DOUBLE AUDIO FADERS

These hard to get, professional recording studio units are ideal for audio signal mixing, fading programmes in and out, etc. Two bank 1,000 + 1,000 ohm wire-wound parallel connection to give 500 ohm loadings, with red and blue control knobs. Panel mounting. Ex-equipment. Price £3.18.6. P. & P. 7/6.



### LINEAR THYRISTOR CONTROLLED LIGHT DIMMER-BRAND NEW

High grade full wave bridge circuit gives linear control of light brightness, ideal for controlling room lighting and a.c./d.c. commutator motors fitted to portable electric hand drills. Fits standard 2in conduit box. 240V, 50Hz, 600W. Price 69/6. P. & P. 2/6.



### POCKET CALCULATOR

Save time and solve all your multiplication, division, percentage, cube and square root problems. Easy to use pocket calculator with no errors. Invaluable daily aid, should last a lifetime, offered complete in black wallet with full instructions. 3 1/2in diam. 18/6 each, P. & P. 1/6.



New complete telephone dial assemblies. Clear perspex dial - no markings 20/- each, P. & P. 5/-.

### RAPID HEAT SOURCE

from brand new Infra Red Tubular Quartz Lamps, ideally suited as heat source for Drying Ovens, Egg Hatching, Incubators, etc. 240V, 1,440W, 20,000 Angstroms. Length 12in x 1/2in dia. Price 18/-, P. & P. 5/-.



### SOLENOIDS

High quality solenoid constructed solenoids. Actuated by 45V 500 ohm coil. Overall length 3" x 1" square with a 1/2" travel of the 1/2" dia. shaft. 8/6. P. & P. 3/-.

### INDICATOR LAMPS

Panel-mounting. Various colours and types. Press to test facility. Prices from 5/- each. P. & P. 1/6.

# TRANSISTOR RADIOS TO BUILD YOURSELF

Backed by after sales service

## NEW! roamer eight mk 1 WITH VARIABLE TONE CONTROL

7 Tunable Wavebands: Medium Wave 1, Medium Wave 2, Long Wave, S.W.1, S.W.2, S.W.3, and Trawler Band. Built in ferrite rod aerial for Medium and Long Waves. 5 section 22in chrome plated telescopic aerial for Short Waves can be angled and rotated for maximum performance. Push-pull output using 600Mv type transistors. Socket for car aerial. Tape record socket. Selectivity switch. Switched earpiece socket complete with earpiece for private listening. 8 transistors plus 3 diodes. Famous make 7 x 4in speaker. Air spaced ganged tuning condenser. On/off switch volume control. Wave change switch and tuning control. Attractive case in rich chestnut shade with gold blocking. Size 9 x 7 x 4in approx. Easy to follow instructions and diagrams make the Roamer Eight a pleasure to build. Parts price list and easy build plans 6/- (FREE with parts).


Total building costs **£6.19.6** P. & P. 7/6



## roamer seven mk IV

7 FULLY TUNABLE WAVE BANDS—M.W.1, M.W.2, L.W., S.W.1, S.W.2, S.W.3 and Trawler Band. Extra Medium waveband provides easier tuning of Radio Luxembourg, etc. Built in ferrite rod aerial for Medium and Long Waves. 5 Section 22in chrome plated telescopic aerial for Short Waves—can be angled and rotated for peak S.W. listening. Socket for Car Aerial. Powerful push-pull output. 7 transistors and two diodes including Micro-Alloy R.F. Transistors. Famous make 7 x 4in P.M. speaker. Air spaced ganged tuning condenser. Volume/on/off control. Wave change switches and tuning control. Attractive case with carrying handle. Size 9 x 7 x 4in approx. Easy to follow instructions and diagrams make the Roamer 7 a pleasure to build. Parts price list and easy build plans 3/- (FREE with parts).


Total building costs **£5.19.6** P. & P. 7/6 Personal Earpiece with switched socket for private listening, 6/- extra.



## NEW! transeight SIX WAVEBAND PORTABLE WITH 3in. SPEAKER

Attractive case in black with red grille and cream knobs and dial with polished brass inserts. Size 9 x 5 1/2 x 2 1/2in approx. Tunable on Medium and Long Waves, 3 Short Waves and Trawler Band. Sensitive ferrite rod aerial for M.W. and L.W. Telescopic aerial for Short Waves. 8 improved type transistors plus 3 diodes. Push-pull output. Ample power to drive a larger speaker. Parts price list and easy build plans 5/- (FREE with parts).


Total building costs **89/6** P. & P. 5/6 Earpiece with switched socket for private listening 6/- extra.



## pocket five

MEDIUM WAVE, LONG WAVE  
AND TRAWLER BAND  
PORTABLE  
WITH SPEAKER AND EARPIECE

Attractive black and gold case. Size 5 1/2 x 1 1/2 x 5 1/2in. Tunable over both Medium and Long Waves with extended M.W. band for easier tuning of Luxembourg, etc. 7 stages—5 transistors and 2 diodes, supersensitive ferrite rod aerial, fine tone moving coil speaker, also Personal Earpiece with switched socket for private listening. Easy build plans and parts price list 1/6 (FREE with parts).



Total building costs **44/6** P. & P. 3/6

## transona five

MEDIUM WAVE, LONG WAVE  
AND TRAWLER BAND  
PORTABLE  
WITH SPEAKER

Attractive case with red speaker grille. Size 6 1/2 x 4 1/2 x 1 1/2in. 7 stages—5 transistors and 2 diodes, ferrite rod aerial, tuning condenser, volume control, fine tone moving coil speaker. Easy build plans and parts price list 1/6 (FREE with parts).



Total building costs **47/6** P. & P. 3/9

## roamer six

SIX WAVEBAND PORTABLE  
WITH 3in. SPEAKER

Attractive case with gilt fittings. Size 7 1/2 x 5 1/2 x 1 1/2in. Tunable on Medium and Long Waves, two Short Waves, Trawler Band plus an extra M.W. band for easier tuning of Luxembourg, etc. Sensitive ferrite rod aerial and telescopic aerial for Short Waves. 8 stages—6 transistors and 2 diodes including Micro-Alloy R.F. Transistors, etc. (Carrying strap 1/6 extra). Easy build plans and parts price list 2/- (FREE with parts).



Total building costs **79/6** P. & P. 4/6

## RADIO EXCHANGE LTD

61a, HIGH STREET, BEDFORD. Tel. 0234 52367

I enclose £..... please send items marked

ROAMER EIGHT  ROAMER SEVEN   
TRANSEIGHT  POCKET FIVE   
TRANSONA FIVE  ROAMER SIX

Parts price list and plans for.....

Name.....

Address.....

PE 20

\* Callers side entrance Stylo Shoe Shop

\* Open 10-1, 2.30-4.30 Mon.-Fri. 9-12 Sat.


# MARKET PLACE

Items mentioned in this feature are usually available from electronic equipment and component retailers advertising in this magazine. However, where a full address is given, enquiries and orders should then be made direct to the firm concerned.

## RHYTHM UNIT

To interest our musically minded readers this month is a versatile automatic rhythm unit to add complete accompaniment to an organ or other solo instruments.

Known as the Rhythm Ace it gives a choice of 10 different percussion tones: bass drum; small drum; conga (high and low); brush; claves;



*Rhythm Ace from Severn Musical Industries*

cow bell; cymbal, maraccas, and bongo. There are 16 different rhythm patterns ranging from waltzes to samba and cha-cha.

The required performance is selected by push-buttons and there are four separate cancel buttons for cutting out the cymbal, cow bell, bass drum and claves. The unit is operated by manual start or foot-switch operation and a tempo or speed control, mounted on the front panel, is also incorporated.

The rhythm unit is designed to play through any high impedance amplifier, retails at £147 and is available from any branch of Selmer Musical Instruments Ltd., or for nearest stockist write to Severn Musical Instruments Ltd., Woodchester, Stroud, Gloucester.

Another sound effect in vogue at the present time is that of reverberation. Readers who are experimenting in this field may be interested in the range of Gibbs Spring Line units from Hammond Organ (U.K.) Ltd. These units range from a delay time of 0.027sec large spring, 0.022sec small spring to 0.038sec large spring, 0.025sec small spring. The delay times vary from 2sec to 1.5sec

Prices and further particulars can be obtained from Hammond Organ (U.K.) Ltd., Deansbrook Road, Edgware, Middlesex.

## SPEED SENTRY

The fear of prosecution for speeding and the inevitable licence endorsement which accompanies this offence is always a threat to the person who is dependent on his licence for his livelihood. The Speedset Audible Speed Indicator from Autaments Ltd. is a worthwhile fitment for the car as it removes the necessity for constantly looking down at the speedometer to check the speed, and enables the driver to give full attention to the road.

The Speedset gives an audible alarm instantly a preselected road speed is exceeded. The selection of the required road speed is accomplished by depressing push buttons, the range available is 30, 40, 50, 60 and 70 m.p.h. or for continental use 50, 65, 80, 100 and 120 k.p.h.

The speed alarm consists of two main units, the control unit which is fitted beneath the dashboard, and a self-adhesive transducer which fixes to the back of the vehicle's speedometer and plugs into the control unit. The transducer detects the rotor speed within the speedometer and transmits this to the control unit where the actual road speed is computed and triggers the alarm if the selected speed is exceeded.

An adjustable volume control is fitted and preset potentiometers are accessible from the front panel of the control unit enabling a certain amount of speed setting variations, i.e. 30 m.p.h. can be set between 28 and 38 m.p.h.

Designed to fit any 12V positive or negative earth vehicle the current consumption is claimed to be less than a car parking light. The prize of the Speedset is £19 15s and further particulars can be obtained from Autaments Ltd., New Street, Oadby, Leicester.

## STROBOSCOPE


The latest version of the Dawe transistor strobeflash, type 1209C, is ideal for educational and industrial laboratories (not psychedelic).

The new model has internal modifications and additional facilities and is intended for the measurement

of the repetition rate of cyclical events, or for observing such events in slow motion.

The instrument has a basic operating range from 300 to 18,000 flashes per minute in three switchable ranges. Speeds up to 180,000 rev/min can be measured by using harmonics by virtue of the very short flash duration of 5-10 microseconds, depending on flash rate. The Xenon tube used gives high-intensity white light and provides a mean illumination at 1 metre distance which increases from 50 lux on the 18,000 flashes/min range to 100 lux on the 1,800 flashes/min range. Mean flash tube power is 6W maximum.

The flash rate is controlled by a variable transistorised oscillator, which also drives the analogue frequency meter calibrated directly in flashes/min. Alternatively, an external mechanical contactor or photoelectric pick-up can be used; in both cases the flash rate is indicated on the meter.




*Dawe Strobeflash type 1209C*

An extension lamp can be plugged in and there is now a selector switch which enables the output to be switched between the built-in and extension lamps.

Further specifications and application details can be obtained from Dawe Instruments Ltd., Concord Road, Western Avenue, London, W.3.

*Speedset audible speed indicator marketed by Autaments Ltd.*



## LOGIC TESTER

A new logic tester, designed to ease the problem of checking a digital system is being manufactured by Southern Techniques (Electronics) Ltd., Waldeck House, Waldeck Road, Maidenhead, Berks.

The tester emits an audible tone, the pitch of which is high when its probes are connected to a logical "1" level, and low when its probes are connected to a logical "0" level. An open circuit condition between the probes is indicated by the absence of tones. An earphone jack is provided which disconnects the internal loudspeaker when the earphone plug is inserted.

A particularly useful feature is a built-in transient detector. With the tester switched to transient detection and the probes connected to a circuit under test, then the arrival of a logical "1" pulse causes the tester to emit a continuous tone until reset.



Logic Tester from Southern Techniques (Electronics) Ltd.

Models of this tester are available for operation from internal batteries or mains supply, and suitable for high or low voltage logic systems, prices range from £15 to £20.

## DIGITAL CLOCK INDICATOR

Readers experimenting with their own designs for constructing digital clocks may be interested in the recent product introduced to the U.K. market by ITT Component Group Europe. It is a synchronous motor-driven digital time indicator incorporating an alarm setting mechanism. The alarm operates a changeover microswitch which permits any desired warning device to be triggered at the selected time.

The standard model operates from 240V a.c. 50Hz. Time indication is for a 12-hour clock, divided into minute intervals and the alarm graduation is for 24 hours at 10 minute intervals. The indicating numerals are white on black.


Full particulars are available from ITT Components Group Europe, Trading Services, Edinburgh Way, Harlow, Essex.

## INTEGRATED CIRCUITS

A 250mW low power audio i.c. amplifier, type MFC 4000, is the first of a new range of low cost integrated circuits designed specifically for the consumer market by Motorola Semiconductors.

The special feature of this i.c. is that the pin spacing is wider, uses smaller chips, fewer circuit elements and is designed so that it will easily mount on the standard perforated boards. Built in a four-lead package, it is the equivalent to six transistors, three diodes and five resistors.

The transformerless output is suitable for loads up to 16 ohms and a typical harmonic distortion figure at 50mW is 0.7 per cent. The input sensitivity is 15mV r.m.s. for 50mW



ITT Synchronous motor-driven digital time indicator

output. Powered by a 9V d.c. supply the quiescent current is 3.5mA.

The type MFC 4000 is designed mainly for small radios but can be used for any low power amplifier output stages.

Also in the same range is the type MFC 4010 which is a high gain wide-band amplifier that could be used either as a general purpose a.f. amplifier or as an i.f. amplifier at 465kHz.

This i.c. contains three transistors and five resistors. Typical output noise is 1mV r.m.s. and with a 18V supply the current drain is 3mA.

Another integrated circuit for use either as a television intercarrier sound limiter-amplifier, detector and a.f. pre-amplifier, or for a similar function in high quality f.m. stereo radio receivers and tuner units is the TAA661 from SGS (United Kingdom) Ltd.


At an input level of 1mV the a.m. rejection is better than 40dB. It is claimed to give good performance from a supply voltage ranging from

4.5 to 15V, with a typical quiescent current of 15mA at 12V. The limiting threshold voltage is about 100 $\mu$ V and remains independent of the supply voltage.

Designed to replace the conventional complementary-symmetry audio output stage, driver and pre-amplifier stages in 9V or 12V battery-operated radio receivers, record players and tape recorders, the TAA661 is capable of delivering 1W r.m.s. from a 9V supply without a heat sink.

The integrated amplifier can be directly driven from a diode detector circuit or crystal pick-up with negligible distortion. Few external components are required and bias conditions are stabilised; no pre-set resistor or setting-up procedure is necessary. Feedback is available if required by the use of one external resistor.

A 3 watt 24V version is available and is designated TAA621.



Integrated circuits from Motorola Semiconductors

## LITERATURE

The new edition of the excellent Henry's Radio components catalogue has a new companion in the form of a special audio catalogue. Like their other catalogue the same high standard is maintained throughout and separate sections deal with amplifiers, tuners, tape recorders, record decks and accessories.

The catalogues are to be revised every three months in future.

Henry's are now expanding their business to further premises and the electronic components and equipment section is moving to 354 Edgware Road, London, W.2. The high fidelity section, with four demonstration rooms, to 356 Edgware Road, and the store at 309 Edgware Road is to become the electronic organ department coupled with public address and discotheque equipment.

The existing premises at 303 Edgware Road will handle all mail order and identical sales for the time being.

**MICRO SWITCH**

5 amp. changeover contacts, 1/9 each, 18/- doz. 15 amp. model 2/- each or 21/- doz.



**TOGGLE SWITCH**

3 amp. 250V with fixing ring. 1/9 each, 16/- doz.

**CONSTRUCTORS' PARCEL**

1. Plessey miniature 2 gang tuning condenser with built-in trimmers and wave gang switch. 2. Ferrite slab aerial with coils to suit the above tuning condenser. 3. Circuit diagram giving all component values for 6 transistor circuit covering full medium wave and the long wave band around radio 2. The three items for only 7/6 which is half of the price of the tuning condenser alone.

**10 AMP 24V BATTERY CHARGER**

Ideal unit for garage, boat station, etc., £22.10.0 each plus carriage and cost.

**BEHIND THE EAR DEAF-AID**

Made by a very famous maker. Thoroughly overhauled, cleaned and recommissioned. Guaranteed 6 months. Regular price around £60. Our price £19.

**ISOLATION TRANSFORMERS 200-250 MAINS**

A must if you work on mains equipment. Prevents accidents and shocks even in damp conditions. Input and output separately screened by connection block. 100 watt £2.10.0, 250 watt £5.

**SLOW MOTION DRIVES**

For coupling to tuning condensers, etc. One end in shaft, the other end fits to a 1/4 in shaft with grub screws. Price 4/0 each, 48/- dozen.

**LARGE PANEL MOUNTING MOVING COIL METERS**

Size 6in x 4in Centre zero 200-0-200 micro amp. made by Bangum Weston. Regular price probably 2s. Our price 59.8. Ditto but 100-0-100 79.8.

**A.C. AMMETER**

0-5 amps. flush mounting—moving iron. Ex equipment but guaranteed perfect 29.6.

**CIRCUIT BOARDS**

Heavy copper on 3/32 paxolin sheet ideal for making power packs, etc., as sheet is very strong and thick enough to allow copper to be cut away with hacksaw blade. 5in x 5in 1/6 each, 15in x 5in, 4/0 each.

**6kVA AUTO-TRANSFORMER**

In ventilated sheet steel case—tapped 110V-140V-170V-200V-230V. Ex equipment but guaranteed perfect £19.10.0, carriage at cost.

**PP3 BATTERY ELIMINATOR**

Run your small transistor radio from the mains—full wave circuit. Made up ready to wire into your set and adjustable high or low current. 8.6 each.



**REED SWITCHES**

Glass encased, switches operated by external magnet—gold welded contacts. We can now offer 3 sizes:

**Miniature.** 1in long x approximately 1/4 in diameter. Will make and break up to 1A up to 250 volts. Price 2/6 each, 24/- dozen.

**Standard.** 2in long x 1/2 in diameter. This will break currents of up to 4A, voltages up to 250 volts. Price 2/- each, 18/- per dozen.

**Flat.** Flat type, 2in long, just over 1/4 in thick, flattened out, so that it can be fitted into a smaller space or a larger quantity may be packed into a square solenoid. Rating 1 amp 250 volts. Price 6/- each, 23 per dozen.

Small ceramic magnets to operate these reed switches 1/8 each, 18/- dozen.

**0-005mFd TUNING CONDENSER**

Proved design, ideal for straight or reflex circuits 2/6 each, 24/- dozen.

**SUB-MINIATURE MOVING COIL MICROPHONE**

as used in behind the ear deaf-aids Acts also as earphone size 1/4 in x 1/4 in. Regular price probably 2/3 or more. Our price 18/6. Note these are ex equipment but if not in perfect working order they will be exchanged.

**CHART RECORDER MOTOR**

Small (2in diameter approx.) instrument motor with fixing flange and spindle (1/4 in long, 1/4 in diameter) integral gear box gives 1 rev. per 24 hours. 18/6.

**IGNITION (E.H.T.) TRANSFORMER**

Made by Parnekco Ltd., Primary 240V 50Hz. Secondary 6kV at 25mA. S12 approx. 4 1/2 in x 3 1/2 in 2 1/2 in. 29/6 plus 4/6 p. & p.



**12 VOLT EXTRACTOR FAN BY DELCO**

Ideal for ventilation in Curavan, Car or Boat. 6 Bladed 5in diameter fan inside heavy duty cylinder with 3 point fixing flange. 5 1/2 in diameter fixing hole. Length approx. 8 1/2 in. Exceptional bargain! 27/6 plus 5/6 post and insurance.

**INTEGRATED CIRCUIT BARGAIN**

A parcel of integrated circuits made by the famous Plessey Company. A once-in-a-lifetime offer of Micro-electronic devices well below cost of manufacture. The parcel contains 6 ICs all new and perfect, first-grade devices, definitely not sub-standard or seconds. The ICs are all single silicon chip General Purpose Amplifiers. Regular price of which is well over £1 each. Full circuit details of the ICs are included and in addition you will receive a list of 60 different ICs available at bargain prices 4/- upwards with circuits and technical data of each. Complete parcel only 41/- post paid; or List and all data 10/- post free. Credited when you order ICs value 30/- and upwards.



**24-HOUR TIME SWITCH**

Mains operated. Adjustable Contacts give 2 on/off per 24 hours. Contracts rated 15 amps, repeating mechanism so ideal for shop window control, or to switch ball lights (anti-burglar precaution) while you are on holiday. Made by the famous Smiths Company. This month only 88/6 with Perspex cover, plus 3/6 postage and insurance, a real snip which should not be missed.

**DISTRIBUTION PENCILS**

Just what you need for work bench or lab. 4 x 13 amp sockets and on/off switch with neon warning light in metal box. Takes standard 13 amp fused plugs. Supplied complete with 7 feet of heavy cable. 29/6 wired up, ready to work plus 4/6 post and insurance. 5 amp 3 pin model 35/-, 15 amp 3 pin model 45/-.

**BARGAIN OF THE YEAR MICROSONIC RADIOS**

7 transistor Key chain Radio in very pretty case, size 2 1/2 x 1 1/4 in—complete with soft leather zipped bag. Specification:—Circuit: 7 transistor superheterodyne. Frequency range: 550 to 1,600 Kc/s. Sensitivity: 8 mV/m. Intermediate frequency: 465 Kc/s, or 455 Kc/s. Power output: 40mW. Antenna: ferrite rod. Loudspeaker: Permanent magnet type. In transit from the East these sets suffered slight corrosion as the batteries were left in them but when this corrosion is cleared away they should work perfectly—offered without guarantee except that they are new. Price only 24/6 plus 2/6 post and insurance, less batteries, 6 for 27, post free.



**THE 5-5 WATT STEREO AMPLIFIER**

Made by one of our most famous makers for a de-luxe player. This amplifier has a quality of reproduction much better than average. Using a total 16 transistors and a generously sized mains power pack. Controls include bass, treble, balance and volume. Suitable for 8-16 ohm impedance speakers with crossover for tweeter mid-range and bass thus giving option of 1, 2 or 3 speakers per channel. Offered at about one third of its original price only 22.10.6 plus 6/6 post and insurance.

**OUT OF SEASON BARGAIN 3 KW TANGENTIAL HEATER UNIT**

This heater unit is the very latest type, most efficient and quiet running. Is as fitted in Hoover and blower heaters costing £15 and more. We have a few only. Comprises motor, Impeller, 3kW element and 1kW element allowing switching 1, 2 and 3kW and with thermal safety cut-out. Can be fitted into any metal line case or cabinet. Only need control switch. 59.8. 3kW Model as above except 2 kilowatts 29.6. Postage and insurance 6/6. Don't miss this.

**THIS MONTH'S SNIP**

**AUTO ELECTRIC CAR AERIAL**

With dash board control switch—fully extendable to 40" or fully retracted. Suitable for 12V positive or Neg. earth—supplied complete with fitting instructions ready wired dash board switch 25.18.6 plus 5/- p. & p.



**RECORD CHANGER BARGAIN**

The "Princess" 4-speed automatic record changer & player for beauty, long-life. Will take up to ten records which may be mixed, stylus brush cleans stylus after each playing—other features include pick-up height adjustment and stylus pressure adjustment. This truly is a fine instrument which is a cancelled export order. Therefore they have travelled back and forth and may need mechanical re-adjustment. We offer these at less than the price of a single player—only 49/6 plus 9/6 p. & p. 200-240V.



**STANDARD WAFER SWITCHES**

Standard size 1 1/2 wafer—silver-plated 5-amp contact, standard 1/4 in spindle—2in long—with locking washer and nut.

No. of Poles	2 way	3 way	4 way	5 way	6 way	8 way	9 way	10 way	12 way
1 pole	8/6	8/6	8/6	8/6	8/6	8/6	8/6	8/6	8/6
2 poles	8/6	8/6	8/6	8/6	8/6	8/6	8/6	8/6	8/6
3 poles	8/6	8/6	8/6	10/6	10/6	10/6	10/6	10/6	10/6
4 poles	8/6	8/6	8/6	10/6	10/6	10/6	10/6	10/6	10/6
5 poles	8/6	8/6	10/6	10/6	14/6	14/6	14/6	22/6	22/6
6 poles	8/6	10/6	10/6	10/6	14/6	14/6	14/6	22/6	22/6
7 poles	10/6	10/6	10/6	14/6	18/6	18/6	18/6	28/6	28/6
8 poles	10/6	10/6	10/6	14/6	18/6	18/6	18/6	28/6	28/6
9 poles	10/6	10/6	14/6	14/6	22/6	22/6	22/6	28/6	28/6
10 poles	10/6	10/6	14/6	18/6	22/6	22/6	22/6	28/6	28/6
11 poles	10/6	14/6	14/6	18/6	22/6	22/6	22/6	28/6	28/6
12 poles	10/6	14/6	14/6	18/6	22/6	22/6	22/6	28/6	28/6

Where postage is not stated then orders over 25 are post free. Below 25 add 2/9. Semiconductor add 1/- post. Over 21 out free. S.A.E. with enquiries please.

**NEED A SPECIAL SWITCH? Double Leaf Contact**



Very slight pressure closes both contacts, 1/8 each, 18/- doz. Plastic push-rod suitable for operating, 1/- each, 9/- doz.

**COMPUTER MULTI-CORE CABLES**

12, 14/0076 copper cores, each one insulated by coloured P.V.C. then separately screened, the 12 metal braided cores laid together and P.V.C. covered overall making a cable just under 1 in. dia. but quite pliable. Price 7/6 per ft. Any length cut. Other sizes available 7 core 5/- ft., 6 core 4/- ft., 4 core 3/6 ft.

**INSULATED TERMINAL HEADS**

Make your own terminal and save half the cost. 2BA 84 each, 5/- doz. 4BA 84 each, 4/- doz.

**MAINS TRANSFORMER BARGAIN**

Normal mains primary 250V tapped 250V—four secondaries 300-0-380 @ 150MA, 100V @ 20MA, 6-3V @ 3A, 4V @ 2A—upright mounting size 6 x 4 1/2 x 3 1/2 in approx. Price 36/- plus 7/6 post, etc.

**RING MAIN (13 AMP) SPUR BOX**

for joining water heaters—clocks and all auto devices to ring main—white bakelite, fused, made by G.E.C. 2/- each, 18/- doz.

**250V 15 AMP CHANGE-OVER SWITCH**

Double pole with centre off—suitable reversing or series parallel circuits—useful for heating control and to prolong life of floodlamps—2/6 each, 24/- doz.

**Instrument Knobs**

1/4 in dia. head with 1/4 in blank for flatted 1/4 in spindle, 84 each, 8/- dozen. Ditto but with metal disc, 1/- each, 11/- dozen.

**Midget Output Transformer**

Ratio 140 : 1. Size approx. 1in x 1in x 1in, primary impedance 450 Ohm. Connection by flying leads. 4/8 each, 48/- doz.

**Midget Output Transformer**

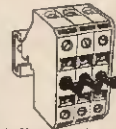
Ratio 90 : 1. Size approx. 1 1/2 in x 1 1/2 in x 1 1/2 in. Primary impedance 132 Ohm. Printed circuit board connection. 5/6 each, 23 doz.

**4-Gang Air Spaced Tuning Condenser**

For AM/FM circuits. AM rt section 200 pf sec section 80 pf both with trimmers—FM rt section 9.5 pf sec section 11.2 pf—integral slow-motion drive. 9/6 each.

**Mains Connector**

A quick way to connect equipment to the mains safely and firmly—L, N, and E, coded to new colour scheme; disconnection by plugs prevents accidental switching on; has sockets which allow insertion of meter without disconnection; cable inlets firmly hold one hair wire on up to four 7.029 cables. 12/6 each.



**DRILL CONTROLLER**

Electronically changes speed from approximately 10 revs. to maximum. Full power at all speeds by fingertip control. Kit includes all parts, case, everything and full instructions.

19/6 plus 2/6 post and insurance. Made up model also available, 37/6 plus 2/6 p. & p.

**ELECTRIC CLOCK WITH 25 AMP SWITCH**

Made by Smith's, these units are as fitted to many top quality cookers to control the oven. The clock is mains driven and frequency controlled so it is extremely accurate. The two small dials enable switch on and off times to be accurately set. Ideal for switching on tape recorders. Offered at only a fraction of the regular price—new and unused only 39/6, less than the value of the clock alone—post and insurance 2/9.



**ELECTRONICS (CROYDON) LTD**

Dept. PE, 266 London Road, Croydon CRO 2TH Also 102/3 Tamworth Road, Croydon

# BOOKS BY G.A. BRIGGS

OVER A QUARTER OF A MILLION COPIES SOLD SINCE 1948

## AERIAL HANDBOOK

(second edition)  
176 pages, 144 illustrations.  
PRICE (semi-stiff cover) 15/- (16/6 post free).  
Cloth bound 22/6 (24/- post free).



## CABINET HANDBOOK

112 pages, 90 illustrations.  
PRICE 7/6 (8/6 post free). Semi-stiff cover.  
Cloth bound 15/- (16/6 post free).



## AUDIO BIOGRAPHIES

344 pages, 64 contributions from pioneers  
and leaders in Audio. Cloth bound.  
PRICE 25/- (27/- post free).



## MUSICAL INSTRUMENTS AND AUDIO

240 pages, 212 illustrations. Cloth bound.  
PRICE 32/6 (34/6 post free).



## LOUDSPEAKERS

Fifth edition—336 pages, 230 illustrations.  
Cloth bound. PRICE 30/- (32/6 post free).



## A TO Z IN AUDIO

224 pages, 160 illustrations. Cloth bound.  
PRICE 15/6 (17/- post free).



## PIANOS, PIANISTS AND SONICS

190 pages, 102 illustrations. Cloth bound.  
PRICE 18/6 (20/- post free).



## ABOUT YOUR HEARING

132 pages, 112 illustrations.  
PRICE (semi-stiff cover) 15/6 (16/6 post free).  
Cloth bound 22/6 (24/- post free).



## READERS OPINIONS

I have recently been going through eight of your books and they have been a feast of information. I have been like a dog with eight tasty dishes, not knowing which one to tackle first but nipping about and sampling each one.  
Somerset, Sept. 69

Having read the majority of your "Bibles on HJ Fi", of such a remarkably "hi" standard, I eagerly await a copy of your Cabinet Handbook.  
London N22, Nov. 69

Please send orders and enquiries to:—

**RANK WHARFEDALE BOOK DEPT. B.W.S.**  
13 WELLS ROAD ILKLEY YORKS

Telephone: ILKLEY 4246

Published by

**RANK WHARFEDALE LIMITED IDLE BRADFORD YORKSHIRE**

# XCELITE

Precision made hand tools  
for the professional



69CG Radio-TV Pliers  
70CG Flat Nose Pliers  
71CG Round Nose Pliers  
72CG Chain Nose Pliers  
73CG Tip Cutting Pliers  
74CG Diagonal Close Cutting Pliers

A complete range of miniature lightweight pliers especially designed for holding, bending, shaping and cutting of fine wires in electronic, Radio/TV, electrical and jewellery work.



32H 5" Straight Nose Junior 5" Seizer  
35H 5" Curved Nose Junior 5" Seizer  
42H 6" Straight Nose Seizer  
43H 6" Curved Nose Seizer

Box joint construction, two position snap on lock. Precision machined from perfectly tempered steel. Holds like surgical clamp and acts as heat sink. Straight or curved nose, in 5" and 6" sizes.

Distributed by

Special Products Distributors Limited

81 Piccadilly, London, W.1

Tel. 01-629 9556 Cables: SPECIPROD, London, W.1

Full details an request

Made in U.S.A.

## VALVES SAME DAY SERVICE

NEW! TESTED! GUARANTEED!

**SETS**  
1R5, 1R5, 1T4, 384, 3V4, DAF91, DF91, DK91, DL92, DL94.  
Set of 4 for 18/6. DAF96, DF96, DK96, DL96, 4 for 27/-

024	4/6	20P3	11/9	DK96	7/3	EL38	17/6	PCL82	7/3	UBC41	9/-
1A7GT	7/6	20P4	18/6	DL35	5/-	EL41	11/-	PCL83	12/-	UBF80	5/6
1B6GT	7/6	25UAGT11/8	DL92	6/9	EL84	4/6	PCL84	7/6	UBF89	6/6	
1N6GT	7/6	25UAGT11/8	DL94	8/3	EL90	4/6	PCL85	9/-	UCC84	7/-	
1R5	6/9	30C1	6/6	DL96	7/3	EL600	12/6	PCL88	8/3	UCC85	7/3
1R5	4/3	30C15	13/-	DY86	5/9	EM80	8/3	PCL89	14/6	UCF80	7/3
1T4	2/9	30C17	16/-	DY87	5/9	EM81	8/3	PCL90	15/6	UCH42	12/6
384	5/9	30C18	13/6	EAC80	6/6	EM84	8/3	PEN44	8/6	UHB1	6/6
3V4	6/3	30F5	16/-	EAF42	10/-	EM87	7/6	PFL200	11/9	UCL82	7/6
5Y3GT	5/9	30FL1	12/9	EB91	2/3	EY01	7/3	PL36	9/9	UCL83	11/9
6Z4G	7/6	30FL12	14/6	EBC33	8/-	EY86	6/6	PL31	9/3	UF41	10/6
6Z4G	12/-	30FL14	14/6	EBC41	8/6	EZ40	8/-	PL82	6/6	UF85	6/9
6AL5	2/3	30L1	5/6	EBF80	6/9	EZ41	8/-	PL83	6/6	UF89	6/9
6AM6	2/9	30L15	13/-	EBF89	6/3	EZ90	4/6	PL84	8/9	UL11	12/-
6AQ0	4/6	30L17	15/6	ECC81	3/9	EZ81	4/9	PL84	8/9	UL14	20/-
6AT8	4/-	30P4	12/-	ECC82	4/9	GZ32	8/9	PL90	18/-	UL84	7/-
6AU6	4/6	30P12	18/9	ECC83	7/-	KT41	15/6	PL98	23/6	UM80	5/6
6BA5	4/6	30P19	18/-	ECC85	5/-	KT61	8/9	PM84	7/6	UM84	4/6
6BE6	4/9	30PL1	15/6	ECC84	12/-	KT66	6/9	PM84	7/6	UY41	7/6
6BL6	8/6	30PL13	15/6	ECC86	6/6	LN32B	14/6	PK26	23/6	UY85	5/9
6CS0	4/9	30PL14	14/6	ECC82	6/6	N78	17/6	PY32	10/-	VP4B	15/6
6F13	8/6	35LGT	8/9	ECC85	8/-	P61	10/-	PY33	10/-	W77	7/6
6F14	8/-	35W4	4/6	ECH42	13/6	PABC80	7/-	PY81	5/3	W19	7/6
6F23	14/6	35Z4GT	5/-	ECH81	5/9	PC26	10/3	PY82	5/3	Z7Y	2/9
6F26	13/-	807	8/6	ECH83	8/3	PC89	10/3	PY83	5/9	AC107	2/6
6J5G	4/9	6083	12/6	ECH84	5/9	PC96	8/6	PY88	6/9	AC127	2/6
6K7G	2/6	AC/VPL21/6	ECL80	7/-	PC97	8/-	PY800	7/6	AD140	7/6	
6K9G	2/6	AZ31	9/6	ECL82	6/9	PC90	7/6	PY81	7/6	AF116	3/6
6N7GT	4/3	B349	15/-	ECL86	8/-	PCC84	6/6	R20	12/6	AF116	3/6
6V6G	3/9	B729	13/6	EP37A	8/6	PC85	9/-	U25	13/6	AF125	3/6
6V6GT	6/6	CCH35	13/6	EP95	4/3	PCC88	9/-	U26	12/-	AF127	3/6
6X4	4/3	CL33	18/6	EF41	11/9	PCC89	10/6	U47	13/6	OC26	2/6
6X6GT	5/9	CY31	6/9	EF80	4/6	PCC189	10/6	U49	13/6	OC44	2/6
10F1	14/-	DAC32	7/3	EF85	6/3	PCC305	13/6	U78	4/3	OC81	2/6
10F16	7/-	DAF91	4/3	EF86	6/3	PCF80	6/6	U191	12/6	OC82	2/6
10P13	12/-	DAF95	7/3	EF89	5/3	PCF82	6/6	U193	12/6	OC82	2/6
12AT7	3/9	DF33	7/9	EF91	2/9	PCF86	10/-	U193	8/6	OC72	2/6
12AU6	4/9	DF91	2/9	EF94	4/9	PCF800	13/6	U201	14/6	OC75	2/6
12AU7	4/9	DF96	7/3	EF183	5/9	PCF801	8/9	U301	10/6	OC81	2/6
12AX7	4/9	DH77	4/-	EF184	6/6	PCF802	9/-	U329	14/6	OC81D	2/6
19K8GT	7/3	DK32	7/6	ER90	6/3	PCF806	13/6	U801	10/6	OC82	2/6
19BG0G17/6	DK91	6/9	EL33	9/6	PCF806	12/9	UAC80	6/6	OC82D	2/6	
20F2	18/6	DK92	8/6	EL34	9/6	PCF808	14/6	UAF42	10/3	OC170	4/6

## READERS RADIO (P.E.)

85 TORQUAY GARDENS, REDBRIDGE, ILFORD, ESSEX.  
Tel. 01-580 7441

Postage on 1 valve 9d. extra. On 2 valves or more, postage 6d. per valve extra. Any Parcel Insured against Damage in Transit 6d. extra.

# ELECTROVALUE

EVERYTHING BRAND NEW AND TO SPECIFICATION • LARGE STOCKS

## BARGAINS IN NEW SEMICONDUCTORS

All power types supplied with free insulating sets

1N914	1/3	2N3706	3/3	40512	45/6	BC147	3/8	BFY51	4/3
1N3754	4/-	2N3707	4/-	40604	9/6	BC148	3/8	BRX20	3/9
1N4148	1/9	2N3708	3/-	AC107	14/6	BC149	3/8	BY164	10/-
1N5054	4/-	2N3709	3/-	AC126	6/6	BC153	10/-	BY238	3/6
18940	1/-	2N3710	3/6	AC127	6/-	BC164	11/-	C10601	14/6
2N596	5/6	2N3711	3/11	AC128	6/-	BC167	3/9	MC140	5/-
2N697	5/6	2N3731	84/-	AC176	11/-	BC168	3/8	MJ480	21/-
2N706	2/9	2N3794	3/9	ACY22	3/9	BC169	3/9	MJ481	27/-
2N1302	4/-	2N3819	8/6	ACY40	4/-	BC167	2/6	MJ491	30/-
2N1303	4/-	2N3820	25/8	ACY41	5/-	BC169	2/5	MPE102	7/6
2N1304	4/8	2N3804	7/8	AD142	14/5	BC169	2/5	NKT403	16/8
2N1306	4/8	2N3806	7/8	AD149	17/6	BC177	6/3	NKT406	15/-
2N1306	4/9	2N4068	5/2	AD161/AD162	18/- pr.	BC178	6/8	O487	1/9
2N1307	8/9	2N4069	4/-	(matched)	18/- pr.	BC178	6/-	O480	1/3
2N1308	8/9	2N4060	4/3	AF114	7/-	BC182L	4/3	O481	1/3
2N1309	8/9	2N4061	4/3	AF115	7/-	BC183L	2/3	O485	1/3
2N1613	6/-	2N4062	4/3	AF116	6/6	BC184L	2/6	O489	3/-
2N1711	7/-	2N4224	3/3	AF117	6/6	BC186	3/6	O4200	1/11
2N2147	18/6	2N4286	3/3	AF124	7/6	BC212L	5/-	O4202	2/-
2N2218	9/3	2N4289	3/3	AF127	7/-	BC215L	5/-	OC75	5/8
2N2270	12/6	2N4291	3/3	AF139	9/8	BC214L	5/3	TIP31A	17/6
2N2464	18/6	2N4292	3/3	AF150	18/6	BCY50	5/6	TIP32A	23/9
2N2646	10/6	2N4410	4/9	AF239	8/9	BD121	12/-	TIP34	10/8
2N2904	11/-	2N0062	12/8	ASY26	6/6	BD123	24/3	ZTX300	3/8
2N2924	4/-	2N0168	8/3	ASY27	8/3	BD124	18/2	ZTX301	3/8
2N2925	4/6	2N5192	25/3	ASY28	8/6	BF167	8/6	ZTX302	4/8
2N2926	2/3	2N0195	28/3	B6041	15/-	BF178	10/8	ZTX303	4/6
2N2929	3/6	2N5467	9/9	BA102	9/-	BF180	12/-	ZTX304	6/9
2N3064	14/8	2N5458	9/9	BA156	4/-	BF184	7/-	ZTX304	6/9
2N3065	18/-	2N5469	9/9	BA130	4/6	BF190	7/8	ZTX305	5/-
2N3325	10/9	40250	14/8	BA145	5/6	BFX20	10/9	ZTX501	5/-
2N3663	11/6	40381	12/6	BC107	2/9	BFX84	7/5	ZTX502	6/-
2N3702	3/6	40382	18/-	BC108	2/8	BFX85	8/5	ZTX503	5/-
2N3703	3/3	40406	16/8	BC109	3/9	BFX87	8/8	ZTX504	12/-
2N3704	3/9	40408	14/6	BC125	12/-	BFX88	6/9	ZTX509	5/5
2N3706	3/5	40430	37/-	BC126	12/-	BFY50	4/8	ZTX531	6/9

## PEAK SOUND PRODUCTS ENGLEFIELD AMPLIFIER




Build it 12 + 13 or 25 + 25  
Stereo amplifier in modular kit form (including cabinet) 12 watts per channel \$38.00; 25 watts \$58.16.0. Cabinet kit only \$8. These prices net. As recently reviewed in Hi Fi Sound.

## BAXANDALL SPEAKER SYSTEM



Designed by Peter Baxandall. Superb reproduction for its size. Handles 10 watts with ease. Uses ELAC 15Ω 59RM109 speaker unit. Kit \$13.12.0 net.; built \$19.8.8 net.

## STEREO AMPLIFIER SA.10-10



Developed from the very successful SA.8-8 amplifier giving first class stereo amplification featuring separate volume controls for each channel, bass and treble range speakers available \$13.15.0 each net.

## MAINLINE AMPLIFIER KITS

RCA/SGS designed main amplifier kits. Input sensitivity 500-700mV for full output into 8Ω.

Power	Kit price	Suitable unreg. power supply kit
12W	140/- net	82/-
25W	165/- net	N/A
40W	190/- net	115/1
70W	210/- net	138/10

## 30 WATT BAILEY AMPLIFIER KIT

Special summer restriction (to Sept. 30th, 1970, only). Sensitivity 1.2V for full output into 8Ω. Transistors for one channel \$7.5.8 list, \$8 only net. Transistors for two channels \$14.11.0 list, \$11 only net. Capacitors and resistors (metal oxide) 20/- per channel net. Complete unregulated power supply kit \$7/6 net.

## ZENER DIODES

5% full range E24 values: 400mW: 2.7V to 30V 4/8 ea. 1W: 6.8V to 82V 9/- ea. 1.5W: 4.7V to 75V 12/- ea. Chip to increase 1.5W rating to 3 watts (type 266F) 9d.

## CARBON TRACK POTENTIOMETERS, long spindles.

Double wiper ensures minimum noise level.  
Single gang linear 220Ω to 2.2MΩ 2/6  
Single gang log 4.7KΩ to 2.2MΩ 2/6  
Dual gang linear 4.7KΩ to 2.2MΩ 3/6  
Dual gang log 4.7KΩ to 2.2MΩ 3/6  
Log/antilog 10K, 47K, 1MΩ only 3/6  
Dual antilog 10K only 6/6  
Any type with 1A D.P. mains switch, extra 2/5.  
Please note: only decades of 10, 22 and 47 are available within ranges quoted.

## CARBON SKELETON PRE-SETS

Small high quality, type PR, linear only 100Ω, 220Ω, 500Ω, 1K, 2K, 4K, 10K, 20K, 47K, 100K, 200K, 470K, 1M, 2M, 5M, 10MΩ. Vertical or horizontal mounting 1/- each.

## COMPONENT DISCOUNTS

10% on orders for components for 25 or more. 15% on orders for components for 215 or more (No discount on net items).

## POSTAGE AND PACKING

Free on orders over \$5. Please add 1/3 if under. Overseas orders welcome; carriage charged at cost.

## RESISTORS

Code	Power	Tolerance	Range	Values available	1 to 9	10 to 99	100 up
C	1/20W	5%	82 Ω - 220K Ω	E12	18d	16d	16d
C	1W	5%	4.7 Ω - 330K Ω	E24	2.5d	9d	1.75d
C	1W	10%	4.7 Ω - 10M Ω	E12	2.5d	2d	1.75d
C	1W	5%	4.7 Ω - 10M Ω	E24	3d	2.5d	2.5d
C	1W	10%	4.7 Ω - 10M Ω	E12	6d	5d	4.5d
MO	1W	2%	10 Ω - 1M Ω	E24	9d	8d	7d
WW	1W	10% ± 1/20 Ω	0.22 Ω - 3.9 Ω	E12	15d all quantities		
WW	3W	5%	12 Ω - 10K Ω	E12	15d all quantities		
WW	7W	5%	12 Ω - 10K Ω	E12	18d all quantities		

CODES: C - carbon film high stability low noise. MO - metal oxide ElectroSil TR6 ultra low noise. WW - wire wound Pleassey.  
VALUES: E12 denotes series: 10, 12, 15, 18, 22, 27, 33, 39, 47, 56, 68, 82 and their decades. E24 denotes series: as E12 plus 11, 13, 16, 20, 24, 30, 36, 43, 51, 62, 75, 91 and their decades.

Prices are in pence each for same ohmic value and power rating, NOT mixed values. (Ignore fractions of 1d on total resistor order.)

## INTEGRATED CIRCUIT AMPLIFIERS

SINGLAIK 10.10 complete with instruction book giving amplifier circuit details and range of applications. 59d net.  
PLESSEY BL403A. Only 48/6 each. 3W into 7.5Ω for 18V supply. Application data with two or more.

## WAYCHANGE SWITCHES LONG SPINDLES

1P 12W; 2P 6W; 3P 4W; 4P 3W ... 4/8 each  
SLIDER SWITCHES D.P.D.T. ... 3/- each

## NEON INDICATOR LAMPS all 200/250V

Square bezel, red only ... 3/9  
Round chrome bezel red, amber, clear ... 4/9 each  
Toggle switches, 250V a.c. 1.5A. Chrome dolly and chrome milled nuts. P.S.T. 3/6; A.P.D.T. 4/8; D.P.D.T. 5/9; S.P.D.T. centre off 6/-

B-Dec's put an end to "birdnesting". Components just plug in. Saves valuable time. Use components again and again. B-Dec only 30/- post free. Compact T-Dec increased capacity, may be temperature-cycled. T-Dec only 50/- post free. Full range stocked.

## MULLARD POLYESTER C280 series

250V 20%; 0.01, 0.022, 0.033, 0.047, 8d ea.; 0.068, 0.1, 8d ea.; 0.15, 11d; 0.22, 1/-; 10%, 0.33, 1/5; 0.47, 1/8; 0.68, 2/3; 1μF, 2/9; 1.5μF, 4/2; 2.2μF, 4/9.

## MULLARD SUB-MIN. ELECTROLYTIC

C428 range axial lead 1/8 each  
Values (μF/V): 0.64/64, 1/40, 1.6/25, 2.5/16, 2.5/64, 4/10, 4/40, 5/64, 6.4/64, 6.4/25, 8/4, 8/40, 10/2.5, 10/16, 10/64, 12.5/25, 18/40, 20/16, 20/16, 20/64, 25/8, 25/25, 32/4, 32/10, 32/40, 32/64, 40/10, 40/2.5, 50/8, 50/25, 50/40, 54/4, 64/10, 80/2.5, 80/16, 80/25, 100/6.4, 125/4, 125/10, 125/16, 160/2.5, 200/8, 200/10, 250/4, 320/2.5, 320/8, 400/4, 500/2.5.

## LARGE CAPACITORS

High ripple current types: 1000/25 5/6; 1000/50 8/2; 1000/100 16/3; 2000/25 7/4; 2000/50 11/4; 2000/100 23/9; 2500/84 16/3; 5000/70 19/8; 5000/25 12/8; 5000/50 21/11; 1000/100 58/3; 10000/16 17/-; 10000/25 24/8; 10000/50 44/-; 10000/70 61/-

## MEDIUM RANGE ELECTROLYTICS

Axial leads: 50/50 2/-; 100/25 2/-; 100/50 2/8; 250/25 2/6; 330/25 2/6; 500/50 3/9; 500/25 3/9; 500/50 4/8; 1000/25 4/-; 1000/50 8/-; 2000/25 6/-

## SMALL ELECTROLYTICS

Axial leads: 4.7/10, 4.7/25, 5/50, 1/- ea. 10/10, 10/25, 10/50, 33/10, 50/10, 1/- ea. 5/25, 25/50, 47/25, 100/10, 220/10, 1/3 ea.

# ELECTROVALUE


Dept. PE8, 28 ST. JUDES ROAD, ENGLEFIELD GREEN, EGHAM, SURREY  
Hours: 9-5.30; Sat. 1 p.m. Tel.: Egham 5533 (STD 0784-3). Telex 264475

# COMPLETE STEREO SYSTEM

FOR ONLY

# 39 GNS

CARRIAGE 35/-



**PREMIER STEREO SYSTEM "ONE"** Consists of an all transistor stereo amplifier. Garrard 2025 T/C auto/manual record player unit fitted stereo/mono cartridge and mounted in teak finish plinth with perspex cover and two matching teak finish loudspeaker systems. Absolutely complete and supplied ready to plug in and play. The 10 transistor amplifier has an output of 5 watts per channel with inputs for pick-up, tape and tuner also tape output socket. Controls: Bass, Treble, Volume, Balance, Selector. Power on/off, stereo/mono switch. Brushed aluminium front panel. Black metal case with teakwood ends: Size 12 x 5½ x 3½in. high (Amplifier available separately if required **£14.19.6.** Carr. 7/6).

## PREMIER STEREO SYSTEM "TWO"

As system "ONE" above but with Garrard SP25.

**PREMIER PRICE 45 Gns.** Carr. 35/-

## "VERITONE" RECORDING TAPE

SPECIALLY MANUFACTURED IN U.S.A. FROM EXTRA STRONG PRE-STRETCHED MATERIAL. THE QUALITY IS UNEQUALLED.

TENSILISED to ensure the most permanent base. Highly resistant to breakage, moisture, heat, cold or humidity. High polished splice free finish. Smooth output throughout the entire audio range. Double wrapped—attractively boxed.

LP3 3'	250'	P.V.C.	5/6	LP6 5 1/2'	1800'	P.V.C.	12/8
TT3 3'	450'	POLYESTER	7/8	DT6 5 1/2'	1800'	POLYESTER	22/8
DT3 2 1/2'	600'	POLYESTER	11/8	TT8 8 1/2'	2400'	POLYESTER	37/8
SP6 5'	600'	P.V.C.	8/6	BT 7'	1200'	P.V.C.	12/8
LP5 5'	900'	P.V.C.	10/-	LP7 7'	1800'	P.V.C.	15/-
DT5 5'	1200'	POLYESTER	15/-	DT7 7'	2400'	POLYESTER	25/-
				TT7 7'	3600'	POLYESTER	50/-

TAPE SPOOLS 3" 1/-, 5", 5 1/2", 7" 1/3.  
Post and Packing 3" 1/-, 5", 5 1/2" 1/6, 7" 2/- (3 reels and over Post Free.)



## TAPE CASSETTES

C60	(60 min.)	7/6	3 for 21/-
C90	(90 min.)	12/6	3 for 36/-
C120	(120 min.)	17/6	3 for 51/-

P. & P. 1/-

## CASSETTE HEAD CLEANER

Removes unwanted deposits from delicate tape heads.

Fits all cassette recorders. 11/6 P. & P. 1/-

All cassettes can be supplied with library cases at 6d extra each.



# PREMIER RADIO


23, TOTTENHAM COURT ROAD, LONDON, W.1

Tel: 01-636 3451



## And NOW . . . A NEW KIT

The famous "MISTER BASSMAN" Model B2M by Dewtron



## IN NEW COMPLETE "DEW-IT-YOURSELF" KIT FORM!

Kit contains steel cabinet, finished hammer-blue, and ALL PARTS and PANEL LABELS. MASTER CIRCUIT MODULE supplied BUILT! Printed wiring mounting board ensures quick and simple assembly in 2-3 hours by average-talent technician. CLEAR CONCISE INSTRUCTIONS, step-by-step.

Direct from makers. **£25** complete kit of parts less batteries. Post paid.

D.E.W. Ltd., 254 Ringwood Road, Ferndown, Dorset BH22 9AR

★ Specially designed to allow use with the Philips Philicorda. Can be connected to Organ Gram socket and used without additional amplifier.

★ Adds effective bass when used with a piano.

★ The versatile tuning feature makes the instrument ideal as accompaniment for guitars, clarinets and many other solo instruments, including one-man bands!

Weight: Approx. 8½lb unboxed.  
Dimensions: 50cm x 27.5cm x 9cm (approx).  
Output impedance nominally high, but will match wide range of amplifier inputs without distortion.

★ 13-Note Pedal board giving full chromatic scale, nominally C to C, but adjustable by Key control to play in any key desired.

★ Octave Jump switch, giving instant change from 8ft to 16ft pitches and vice-versa at the touch of a foot-switch.

★ Sustain On/OFF switch, enabling Sustain to be switched in or out at the touch of a foot-switch.

★ Variable Sustain Time control giving adjustment of sustain from 0 to 3 seconds after any pedal is released, with realistic string-bass effect.

★ Fully adjustable playing key giving a half-octave adjustment in either direction up or down scale, allowing instrument to be played in any key without the need for difficult transposing!

★ Fully adjustable volume control enabling best level to be set to suit any normal amplifier. Very high signal output is possible making the use of additional pre-amplifiers unnecessary.

★ Completely self-contained and independent of mains. Requires only to be plugged into an amplifier. Runs on its own internal batteries, 2 x type PP6. Low current consumption giving months of life with normal playing.



**BRAND NEW**

**SEMICONDUCTORS & COMPONENTS**

(Saturday callers only 5% Discount)

**GUARANTEED**

**TRANSISTORS**

2G301	4/-	2N3394	4/-	3N142	19/6	BC160	12/6	BFY52	4/6	NKT225	4/6
2G302	4/-	2N3402	4/6	3N143	19/6	BC167	3/-	BFY53	5/6	NKT229	6/-
2G303	4/6	2N3403	4/6	3N152	22/6	BC168	3/6	BFY56A	11/-	NKT237	7/-
2G306	6/6	2N3404	7/6	40050	13/6	BC168B	2/9	BFY59	6/6	NKT238	5/6
2G308	6/-	2N3405	9/-	40050	13/6	BC168C	3/-	BFY76	11/6	NKT240	5/6
2G309	6/-	2N3414	5/6	40250	10/-	BC169	3/6	BFY77	11/6	NKT241	5/6
2G371	3/-	2N3415	6/6	40251	19/6	BC169B	2/9	BFY85	9/-	NKT10419	5/6
2G374	3/-	2N3416	7/6	40309	8/-	BC169C	3/-	BFY90	13/6		6/-
2G381	4/6	2N3417	7/6	40310	11/6	BC170	3/6	BFW58	5/6	NKT10439	7/6
2N404	4/6	2N3570	7/6	40311	12/6	BC171	3/6	BFY59	9/6	NKT10519	7/6
2N696	4/-	2N3572	17/6	40312	11/6	BC172	3/6	BFW60	8/-		6/6
2N697	4/-	2N3605	5/6	40314	9/6	BC175	5/6	BPX25	37/-		6/6
2N698	5/-	2N3606	5/6	40315	9/6	BC182	4/6	BPX29	36/-	NKT20329	9/6
2N706	2/6	2N3607	4/6	40316	12/6	BC182L	4/-	BPY10	29/-		9/6
2N706A	2/6	2N3622	7/6	40317	9/6	BC183	4/6	BRY39	9/6	NKT20339	7/6
2N708	2/6	2N3663	7/6	40319	13/6	BC184	4/6	BSX19	3/6		
2N709	12/6	2N3702	3/6	40344	7/-	BC212L	4/6	BSX20	3/6	NKT80111	15/6
2N718	5/-	2N3703	4/6	40347	8/6	BC230	5/6	BSX21	7/6		15/6
2N724	6/-	2N3704	4/6	40348	12/6	BCY31	5/6	BSX26	2/6	NKT80112	19/6
2N727	6/-	2N3705	4/6	40360	11/-	BCY32	7/6	BSX27	9/6		19/6
2N734	3/6	2N3706	4/6	40361	12/6	BCY33	4/6	BSX28	6/6	NKT80113	22/6
2N916	3/6	2N3707	4/6	40362	7/6	BCY34	4/6	BSX60	16/6		18/6
2N918	6/-	2N3708	3/6	40370	12/6	BCY38	4/6	BSX61	12/6	NKT80211	18/6
2N929	4/6	2N3709	3/6	40406	14/6	BCY39	8/6	BSX76	4/6		18/6
2N930	5/6	2N3710	4/6	40407	11/6	BCY40	7/6	BSX77	5/6	NKT80212	18/6
2N937	10/6	2N3711	4/6	40408	12/6	BCY42	3/-	BSX78	3/6	NKT80213	18/6
2N1050	6/6	2N3819	7/6	40409	5/6	BCY43	6/6	BSY25	3/6		18/6
2N1091	6/6	2N3823	22/6	40410	16/6	BCY54	6/6	BSY25	3/6	NKT80214	18/6
2N1131	5/6	2N3854	5/6	40467	14/6	BCY58	4/6	BSY26	3/6		18/6
2N1132	6/6	2N3854A	5/6	40468A	14/6	BCY59	4/6	BSY27	3/6	NKT80215	18/6
2N1302	3/6	2N3855	5/6	40600	14/6	BCY60	19/6	BSY28	3/6		18/6
2N1303	4/6	2N3856	6/-	AC107	7/6	BCY70	4/6	BSY29	3/6	NKT80216	18/6
2N1304	4/6	2N3856A	6/-	AC126	4/6	BCY71	8/6	BSY30	5/-		18/6
2N1305	4/6	2N3856A	7/-	AC127	5/6	BCY72	3/6	BSY36	5/-		18/6
2N1306	5/-	2N3858	6/-	AC128	4/6	BCY10	5/6	BSY37	5/-	OC20	15/-
2N1307	5/-	2N3858A	6/-	AC154	4/6	BCZ11	7/6	BSY38	4/6	OC22	10/-
2N1307	6/-	2N3859	5/6	AC176	5/6	BD116	22/6	BSY39	4/6	OC23	10/-
2N1309	6/6	2N3859A	7/6	AC178	6/6	BD117	13/6	BSY40	6/6	OC24	10/-
2N1507	5/6	2N3860	6/-	AC188	7/6	BD123	16/6	BSY5	6/6	OC25	10/-
2N1613	5/6	2N3866	30/-	ACV17	5/6	BD124	12/-	BSY52	6/6	OC26	6/6
2N1631	8/6	2N3877	8/-	ACV18	5/6	BD131	24/-	BSY53	7/6	OC28	12/6
2N1632	8/6	2N3877A	8/-	ACV19	5/6	BD132	24/-	BSY54	8/-	OC29	15/-
2N1637	8/6	2N3900	12/6	ACV20	5/6	BDY10	27/6	BSY56	18/-	OC30	8/-
2N1638	7/6	2N3900	7/6	ACV21	5/6	BDY11	27/6	BSY57	18/-	OC31	8/-
2N1639	7/6	2N3900A	8/-	ACV22	4/6	BDY17	37/6	BSY82	10/6	OC36	12/6
2N1711	5/-	2N3901	19/6	ACV28	4/6	BDY18	49/6	BSY90	11/6	OC38	10/6
2N1889	6/6	2N3903	7/-	ACV40	4/6	BDY19	62/6	BSY95A	2/6	OC41	4/6
2N1893	8/6	2N3904	7/6	ACV41	5/6	BDY20	22/6	BSW41	8/-	OC42	5/-
2N2147	14/6	2N3905	7/6	ADY4	8/6	BDY38	19/6	BSW70	5/6	OC44	5/-
2N2148	12/6	2N3906	7/6	ADY40	8/6	BDY60	36/-	D16P	7/6	OC45	2/6
2N2160	11/6	2N4058	5/6	ADY49	11/6	BDY61	36/-	D16P2	8/-	OC46	3/6
2N2193	9/6	2N4059	5/6	ADY50	12/6	BDY62	27/6	D16P3	7/6	OC70	3/6
2N2193A10	9/6	2N4060	5/6	ADY51	7/6	BF15	5/6	D16P4	8/-	OC71	2/6
2N2194A	4/6	2N4061	4/6	AF162	7/6	BF16	5/6	GET102	6/6	OC72	2/6
2N2217	6/6	2N4062	4/6	AF174	8/6	BF163	8/6	GET103	6/6	OC74	6/6
2N2218	6/6	2N4244	9/6	AF174	5/6	BF167	5/6	GET114	4/6	OC75	4/6
2N2219	6/6	2N4255	8/6	AF15	6/6	BF173	6/6	GET118	4/6	OC76	4/6
2N2220	5/6	2N4285	3/6	AF16	5/6	BF177	6/6	GET119	4/6	OC77	6/6
2N2221	5/6	2N4286	3/6	AF17	5/6	BF178	12/6	GET120	6/6	OC81	4/6
2N2222	5/6	2N4287	3/6	AF18	12/6	BF179	12/6	GET121	6/6	OC81D	7/6
2N2287	21/6	2N4288	3/6	AF19	4/6	BF180	7/6	GET183	3/6	OC83	5/6
2N2297	6/6	2N4289	3/6	AF124	4/6	BF181	6/6	GET887	4/6	OC84	5/6
2N2303	5/6	2N4290	3/6	AF125	4/6	BF184	6/6	GET889	4/6	OC139	6/6
2N2368	5/6	2N4291	3/6	AF126	4/6	BF185	8/6	GET890	4/6	OC140	6/6
2N2369	5/6	2N4292	3/6	AF127	4/6	BF186	8/6	GET894	4/6	OC170	6/6
2N2369A	5/6	2N5082	11/6	AF139	7/6	BF195	8/6	GET897	4/6	OC181	6/6
2N2410	8/6	2N5028	11/6	AF178	11/6	BF196	8/6	GET898	4/6	OC200	6/6
2N2483	6/6	2N5029	9/6	AF179	14/6	BF197	8/6	MAT100	6/6	OC201	9/6
2N2484	6/6	2N5030	8/6	AF180	10/6	BF198	8/6	MAT101	6/6	OC202	12/6
2N2539	4/6	2N5172	3/6	AF181	8/6	BF200	10/6	MAT120	6/6	OC203	8/6
2N2540	4/6	2N5174	3/6	AF239	8/6	BF201	10/6	MAT121	6/6	OC204	8/6
2N2613	7/6	2N5175	10/6	AF279	9/6	BF225	6/6	MAT124	6/6	OC205	8/6
2N2614	6/6	2N5176	9/6	AF280	12/6	BF237	6/6	MJ400	21/6	OC207	7/6
2N2646	11/6	2N5232	5/6	AFZ11	6/6	BF238	6/6	MJ420	22/6	OC271	8/6
2N2696	6/6	2N5232A	6/-	AY226	5/6	BF244	9/6	MJ421	22/6	ORP12	12/6
2N2711	6/6	2N5245	12/6	AY227	7/6	BFX13	4/6	MF430	20/6	ORP60	10/-
2N2712	6/6	2N5246	6/6	AY228	7/6	BFX14	13/6	MJ40	19/6	ORP61	10/-
2N2713	5/6	2N5249	13/6	AY229	5/6	BFX12	4/6	MJ480	19/6	P346A	6/6
2N2714	6/6	2N5249A13	6/6	AY236	5/6	BFX13	4/6	MJ481	25/-	TIP31A	16/6
2N2865	12/6	2N5265	62/6	AY250	5/6	BFX29	7/6	MJ490	20/-	TIP32A	19/6
2N2904	7/6	2N5266	55/-	AY254	5/6	BFX30	9/6	MJ491	27/6	TIS34	12/6
2N2904A	7/6	2N5267	52/6	AY256	6/6	BFX44	7/6	MJ1800	43/6	TIS43	8/-
2N2905	8/-	2N5305	7/6	AS220	7/6	BFX47	7/6	MJ520	12/6	TIS44	2/6
2N2905A	9/-	2N5306	8/-	ASZ21	7/6	BFX68	13/6	MJES20	17/6	TIS45	3/6
2N2906	6/6	2N5307	7/6	AUY10	30/-	BFX68A	13/6	MJES21	17/6	TIS46	3/6
2N2906A	6/6	2N5308	7/6	BC107	3/6	BFX84	6/6	MPF102	8/6	TIS47	3/6
2N2907	3/6	2N5310	8/6	BC108	3/6	BFX85	7/6	MPF103	7/6	TIS48	3/6
2N2923	3/6	2N5312	6/6	BC109	3/6	BFX86	8/6	MPF104	7/6	TIS49	4/6
2N2924	3/6	2N5354	5/6	BC113	5/6	BFX87	10/6	MPF105	7/6	TIS50	4/6
2N2925	3/6	2N5355	5/6	BC115	6/6	BFX88	5/6	MPS3638	6/6	TIS51	3/6
2N2926	2/6	2N5356	6/6	BC116A	7/6	BFX89	12/6	NKT0013	9/6	TIS52	3/6
Green 2/9	2N5365	9/6	BC118	6/6	BFX92A	12/6	NKT124	6/6	TIS53	6/6	
Yellow 3/6	2N5366	6/6	BC121	4/6	BFY10	6/6	NKT125	5/6	TIS60	6/6	
Orange 2/6	2N5367	11/6	BC122	4/6	BFY11	6/6	NKT126	5/6	TIS61	6/6	
2N3011	6/6	2N5457	7/6	BC125	11/6	BFY12	4/6	NKT128	5/6	ZTX107	3/6
2N3014	6/6	2N718A	6/-	BC126	11/6	BFY13	4/6	NKT135	5/6	ZTX108	3/6
2N3053	5/6	25005	15/-	BC134	6/6	BFY17	4/6	NKT137	6/6	ZTX109	3/6
2N3054	11/6	25020	37/6	BC135	8/6	BFY18	6/6	NKT120	6/6	ZTX300	3/6
2N3055	15/6	25102	6/6	BC136	6/6	BFY19	6/6	NKT121	6/6	ZTX301	3/6
2N3133	6/6	25103	6/6	BC140	7/6	BFY20	12/6	NKT122	6/6	ZTX302	4/6
2N3134	6/6	25104	6/6	BC147	3/6	BFY21	8/6	NKT123	6/6	ZTX303	4/6
2N3135	5/6	25501	5/6	BC148	3/6	BFY24	9/6	NKT214	4/6	ZTX304	6/6
2N3136	5/6	25502	5/6	BC149	3/6	BFY29	10/6	NKT215	4/6	ZTX500	4/6
2N3137	5/6	25503	5/6	BC150	3/6	BFY30	10/6	NKT216	7/6	ZTX501	5/6
2N3391	4/-	3N63	37/6	BC154	8/6	BFY41	10/6	NKT219	6/6	ZTX502	5/6
2N3391A	4/-	3N128	18/6	BC157	4/6	BFY43	12/6	NKT223	5/6	ZTX503	5/6
2N3392	4/-	3N140	19/6	BC158	3/6	BFY50					



## Train for tomorrow's world in Radio and Television at The Pembridge College of Electronics.

The next full-time 2 year College Diploma Course which gives a thorough fundamental training for radio and television engineers starts on 2nd September, 1970.

The course includes theoretical and practical instruction on Colour Television receivers and is designed to cover the syllabus of the new City and Guilds Radio, Television and Electronics Technicians' Course. Pembridge College diplomas are awarded to successful students.

The way to get ahead in this fast growing industry—an industry that gives you many far-reaching opportunities—is to enrol now. Minimum entrance requirements: "O" Level, Senior Cambridge or equivalent in Mathematics and English.

To: The Pembridge College of Electronics (Dept. PE4), 34a Hereford Road, London, W.2.  
Please send, without obligation, details of the Full-time Course in Radio, Television and Electronics.

NAME .....

ADDRESS .....

## BI-PAK = LOW COST I.C.'s

BI-PAK Semiconductors now offer you the largest and most popular range of I.C.'s available at these EXCLUSIVE LOW PRICES. TTL Digital SN74N Series fully coded, brand new to manufacturers' specifications. Dual in-line plastic 14 and 16 pin packages.



BI-PAK Order No.	Description	Price and qty. prices
BP00 = SN7400N	Quad 2-Input NAND GATE	1-24 25-99 100 up
BF01 = SN7401N	COLLECTOR Quad 2-Input NAND Gate—OPEN	6/6 5/6 4/6
BF04 = SN7404N	HEX INVERTER	6/6 5/6 4/6
BP10 = SN7410N	Triple 3-Input NAND GATE	6/6 5/6 4/6
BP20 = SN7420N	Dual 4-Input NAND GATE	5/6 5/6 4/6
BP30 = SN7430N	Single 8-Input NAND GATE	6/6 5/6 4/6
BP40 = SN7440N	Dual 4-Input BUFFER GATE	6/6 5/6 4/6
BP41 = SN7441AN	Driver BCD to decimal decoder and NIT	22/6 20/- 17/6
BP42 = SN7442N	BCD to decimal decode (TTL O/P)	22/6 20/- 17/6
BP50 = SN7450N	Dual 2-Input AND/OR/NOT GATE	6/6 5/6 4/6
BP53 = SN7453N	Single 8-Input AND/OR/NOT GATE—expandable	6/6 5/6 4/6
BP60 = SN7460N	Dual 4-Input—expandable	6/6 5/6 4/6
BP70 = SN7470N	Single JK Flip-Flop—edge triggered	9/- 8/- 7/-
BP72 = SN7472N	Single Master Slave JK Flip-flop	9/- 8/- 7/-
BP73 = SN7473N	Dual Master Slave JK Flip-flop	10/- 9/- 8/-
BP74 = SN7474N	Dual D Flip-flop	10/- 9/- 8/-
BP75 = SN7475N	Quad Bistable Latch	11/- 10/- 9/6
BP76 = SN7476N	Dual Master Slave Flip-flop with preset and clear	11/- 10/- 9/6
BP83 = SN7483N	Four Bit Binary Adder	23/- 22/6 20/-
BP90 = SN7490N	BCD Decade Counter	22/6 20/- 17/6
BP92 = SN7492N	Divide by 12 4 Bit binary counter.	22/6 20/- 17/6
BP93 = SN7493N	Divide by 16 4 Bit binary counter.	22/6 20/- 17/6
BP94 = SN7494N	Dual Entry 4 Bit Shift Register	22/6 20/- 17/6
BP95 = SN7495N	4 Bit Up-Down Shift Register	22/6 20/- 17/6
BP96 = SN7496N	6 Bit shift register	24/- 21/- 18/6

Data is available for the SN74N Series of Integrated Circuits in booklet form, price 2/6.

BRAND NEW, FULL TO MANUFACTURERS' SPECIFICATION	Price each
BP709 Operational Amplifier, dual-in-line 14 pin package — SN72709 and similar to MIC709 and ZLD709C.	1-24 25-99 100 up
This is a high performance operational amplifier with high impedance differential inputs and low impedance output.	10/6 9/- 8/-

### INTEGRATED CIRCUITS

Manufacturers' "Fall outs"—out of spec. devices including functional units and part functional but classed as out of spec. from the manufacturers very rigid specifications. Ideal for learning about I.C.'s and experimental work, on testing, some will be found perfect.

PAK No.	PAK No.
UIC00 = 5 x 7400N ..... 10/-	UIC73 = 5 x 7473N ..... 10/-
UIC01 = 5 x 7401N ..... 10/-	UIC74 = 5 x 7474N ..... 10/-
UIC02 = 5 x 7402N ..... 10/-	UIC75 = 5 x 7475N ..... 10/-
UIC03 = 5 x 7403N ..... 10/-	UIC76 = 5 x 7476N ..... 10/-
UIC04 = 5 x 7404N ..... 10/-	UIC80 = 5 x 7480N ..... 10/-
UIC05 = 5 x 7405N ..... 10/-	UIC82 = 5 x 7482N ..... 10/-
UIC10 = 5 x 7410N ..... 10/-	UIC83 = 5 x 7483N ..... 10/-
UIC20 = 5 x 7420N ..... 10/-	UIC86 = 5 x 7486N ..... 10/-
UIC40 = 5 x 7440N ..... 10/-	UIC90 = 5 x 7490N ..... 10/-
UIC41 = 5 x 7441AN ..... 10/-	UIC92 = 5 x 7492N ..... 10/-
UIC42 = 5 x 7442N ..... 10/-	UIC93 = 5 x 7493N ..... 10/-
UIC50 = 5 x 7450N ..... 10/-	UIC94 = 5 x 7494N ..... 10/-
UIC61 = 5 x 7461N ..... 10/-	UIC95 = 5 x 7495N ..... 10/-
UIC60 = 5 x 7460N ..... 10/-	UIC96 = 5 x 7496N ..... 10/-
UIC70 = 5 x 7470N ..... 10/-	UICX1 = 20 x ASST'D 74's ..... 30/-
UIC72 = 5 x 7472N ..... 10/-	

Packs cannot be split but 20 assorted pieces (our mix) is available as PAK UICX1. Every PAK carries our BI-PAK Satisfaction or money back GUARANTEE.

### DUAL-IN-LINE DOW PROFILE SOCKETS

14 and 16 lead sockets for use with Dual-in-Line Integrated Circuits.	Price each
Order No.	1-24 25-99 100 up
TS014 14 pin type..	7/6 6/- 5/6
TS016 16 pin type..	10/- 8/6 7/6

### FAIRCHILD (U.S.A.) I.C.'s

RTL Micrologic Circuits	Qty. prices each
Epoxy case To-5 temp range 15°C to 55°C ..	1-11 12-24 25-99 100 up
μL 900 Buffer ..	9/9 8/- 7/6 6/6
μL 914 Dual two-input GATE ..	9/8 8/- 7/6 6/6
μL 923 J-K Flip-flop ..	12/8 11/- 10/6 9/6
Full data and circuits for IC's in Booklet form price 1/6 each.	
μA703E Linear RF-IF AMPLIFIER ..	11/- .. 10/- 9/- 8/8
PLASTIC CASE To-5 6 lead up to 100 m/cs.	

### MOTOROLA DIGITAL I.C.'s

MDTL dual in-line package.	Price
Type MC844F expandable dual 4-Input NAND Power Gate ..	10/- each
Type MC845F Clocked Flip-flop ..	15/- each

FULL DATA SUPPLIED WITH UNITS

Please send all orders direct to our warehouse and despatch department.

**BI-PAK SEMICONDUCTORS**  
P.O. BOX 6, WARE, HERTS.

Postage and packing add 1/- Overseas add extra for Airmail. Minimum order 10/- Cash with order please.

# VALUE ALL THE WAY

## LINEAR INTEGRATED CIRCUITS

### BI-PAK MONOLITHIC AMPLIFIERS (TO-5 lead)

BF709C, Operational amplifier, 15/- each.  
 BF701C, Operational amplifier (with Zener output), 12/6 each.  
 BF702C, Operational amplifier (with direct output), 12/6 each.  
 BF501, Wide band amplifier, 18/- each.  
 BF521, Logarithmic wide band amp, 14/- each.  
 BF220/C, General purpose amplifier (TO-6 lead), (voltage or current amp.), 12/6 each.  
 I.C. Operational Amplifier with Zener output.  
**Type 701C**, Ideal for P.E. Projects. 8 Lead TO-6 case. Full data.  
 Our price **12/6** each  
 5 off 11/- each. Large Qty. Prices quoted for.

## IC AMPLIFIER



Identical encapsulation and pin configuration to the following: 81402-3, 1C10 and 1C408. Each circuit incorporates a pre-amp and class A.B. Power amp stage capable of delivering up to 3 watts RMS. Fully tested and guaranteed. Supplied complete with circuit details and data. CODED BF.1010. **OUR LOWEST PRICE 30/- each.** 10 up 25/- each.

## MULLARD I.C. AMPLIFIERS

TAA243, Operational amplifier, 70/- each.  
 TAA283, Linear AF amplifier, 15/9 each.  
 TAA293, General purpose amplifier, 21/- each.

## CARBORO RCA (U.S.A.) LINEAR INTEGRATED CIRCUITS

Audio Power Amplifier, 80/- each.

## OTHER MONOLITHIC DEVICES

DI3D1 Silicon Unilateral switch 10/- each.  
 A Silicon Planar, monolithic integrated circuit having thyristor electrical characteristics, but with an anode gate and a built-in "Zener" diode between gate and cathode. Full data and application circuits available on request.

## Silicon Microwave Diodes—Sylvania (U.S.A.)

IN218 and IN218R matched pair 8. Band mixer. Max. overall noise factor 1.87dB at 3,600mc/s. Brand new and boxed. Clearance Price 6/- pair.

## EX-EQUIPMENT MULLARD

AF117 transistors. Large can 4 lead type. Leads cut short but still usable, retail value at 15 for 10/-.

## ADI61 PNP

### ADI62 PNP

**MATCHED COMPLEMENTARY PAIRS OF GERM. POWER TRANSISTORS.**  
 For mains driven output stages of Amplifiers and Radio receivers.  
**OUR LOWEST PRICE OF 12/6 PER PAIR**  
**HIGH POWER SILICON PLANAR TRANSISTORS. TO-3.**  
 FERRANTI ZT1487

VCB60 1c 6A  
 YCE40 Ptot. 75W  
 YEB8 hFE15-45  
**PRICE 15/- EACH**

### 2N3055 115 WATT SILICON POWER NPN

**OUR PRICE 12/6 EACH**  
**FULL RANGE OF ZENER DIODES**  
**VOLTAGE RANGE**  
 2-16V. 400mV (DO-7 Case) 8/6 ea. 11W (Top-Hat) 3/5 ea. 10W (SO-10 Stud) 5/- ea. All fully tested 5% tol. and marked. Mute voltage required.

### BRAND NEW TEXAS GERM. TRANSISTORS Coded and Guaranteed

Part No. EQVT  
 T1 2 2G371A OC71  
 T2 2 2G374 OC75  
 T3 8 2G374A OC81D  
 T4 8 2G381A OC81  
 T5 8 2G382T OC82  
 T6 8 2G344A OC84  
 T7 2 2G345A OC45  
 T8 8 2G378 OC78  
 T9 8 2G399A 2N1302  
 T10 2 2G417 AF117  
 All 10/- each pack

### 2N3060 NPN SIL. DUAL TRAPE. CODE D1899 TEXAS. Our price 5/9 each.

**120 VCB MIXER DRIVER TRANSISTOR.** SIm. BSX21 & C407. 2N1893 FULLY TESTED AND CODED ND120. 1-24 3/5 each. To-6 N.P.N. 25 up 8/- each.

Sil. trans. suitable for P.E. Organ. Metal TO-18 Eqvt. ZTX300 1/- each. Any Qty.

### FREE

One 10/- Pack of your own choice free with orders valued 24 or over.

**NPN DIFFUSED SILICON PHOTO-DIODE TYPE IS701 (2N5175)** for Tape Readout, high switching and measurement indicators. 50V, 200mV. **OUR PRICE 10/- EACH.** 25-99 6/3 each. 100 up 5/5 each. Coded FE19. Full data sent. TO-72 case.

### FET'S

2N 3819 ..... 10/-  
 2N 3820 ..... 25/-  
 MPF105 ..... 8/-

**LOW COST F.E.T.'s**  
 Fully Tested, Guaranteed Parameters eqvt. to 2N3819, MPF104, 2N-5485. 1-24 7/8 each; 25-99 6/3 each; 100 up 5/5 each. Coded FE19. Full data sent. TO-72 case.

### CADMIUM CELLS

ORP12 8/6  
 ORP60, ORP61 8/- each

### PHOTO TRANS.

OCPT1 Type. 8/6

## KING OF THE PAKS Unequaled Value and Quality

### SUPER PAKS NEW BI-PAK UNTESTED SEMICONDUCTORS

Satisfaction GUARANTEED in Every Pak, or money back. Pak No.

- U1 120 Glass Sub-min. General Purpose Germanium Diodes ..... 10/-
- U2 60 Mixed Germanium Transistors AF/RF ..... 10/-
- U3 75 Germanium Gold Bonded Diodes sim. OA5, OA47 ..... 10/-
- U4 40 Germanium Transistors like OC81, AC128 ..... 10/-
- U5 60 200mA Sub-min. Sil. Diodes ..... 10/-
- U6 30 Silicon Planar Transistors NPN sim. BSY96A, 2N706 ..... 10/-
- U7 16 Silicon Rectifiers Top-Hat 750mA up to 1,000V ..... 10/-
- U8 40 Sil. Planar Diodes 260mA OA/200/202 ..... 10/-
- U9 20 Mixed Volts 1 watt Zener Diodes ..... 10/-
- U11 30 PNP Silicon Planar Transistors TO-5 sim. 2N1132 ..... 10/-
- U13 30 PNP-NPN Sil. Transistors OC900 & 2N104 ..... 10/-
- U14 160 Mixed Silicon and Germanium Diodes ..... 10/-
- U15 25 NPN Silicon Planar Transistors TO-5 sim. 2N697 ..... 10/-
- U16 10 3-Amp Silicon Rectifiers Stud Type up to 1600 PIV ..... 10/-
- U17 30 Germanium PNP AF Transistors TO-5 like ACY 17-22 ..... 10/-
- U18 8 6-Amp Silicon Rectifiers BV313 Type up to 600 PIV ..... 10/-
- U19 25 Silicon NPN Transistors like BC108 ..... 10/-
- U20 12 1.5-amp Silicon Rectifiers Top-Hat up to 1,000 PIV ..... 10/-
- U21 30 A.F. Germanium alloy Transistors 2G300 Series & OC71 ..... 10/-
- U23 30 Mnd't's like MAT Series PNP Transistors ..... 10/-
- U24 20 Germanium 1-amp Rectifiers GJM up to 300 PIV ..... 10/-
- U25 25 300Mc/s NPN Silicon Transistors 2N708, BSY27 ..... 10/-
- U26 30 Fast Switching Silicon Diodes like IN914 Micro-min ..... 10/-
- U28 Experimenters' Assortment of Integrated Circuits, untested. Gates, Flip-Flops, Registers, etc., 8 Assorted Pieces ..... 20/-
- U29 10 1 amp SCR's TO-5 can up to 600 PIV CR51/25-600 ..... 20/-
- U31 20 Sil. Planar NPN trans. low noise AM 2N3707 ..... 10/-
- U32 25 Zener diodes 400mW D07 case mixed Volts, 2-18 ..... 10/-
- U33 15 Plastic case 1 amp Silicon rectifiers IN4000 series ..... 10/-
- U34 30 Sil. PNP alloy trans. TO-5 BCY26, 2B302/4 ..... 10/-
- U35 25 Sil. Planar trans. PNP TO-18 2N2906 ..... 10/-
- U36 25 Sil. Planar NPN trans. TO-5 BFY50/51/52 ..... 10/-
- U37 30 Sil. alloy trans. 80-2 PNP, OC200 2N3922 ..... 10/-
- U38 20 Fast Switching Sil. trans. NPN, 400Mc/s 2N3011 ..... 10/-
- U39 30 RF Germ. PNP trans. 2N1369/5 TO-5 ..... 10/-
- U40 10 Dual trans. 6 lead TO-5 2N2060 ..... 10/-
- U41 25 RF Germ. trans. TO-1 OC45 NKT72 ..... 10/-
- U42 10 VHF Germ. PNP trans. TO-1 NKT867 AF117 ..... 10/-

Code Nos. mentioned above are given as a guide to the type of device in the Pak. The devices themselves are normally unmarked.

### NEW LOW PRICE TESTED S.C.R.'s

	1A	3A	7A	15A	30A
(TO-5 (TO-6) (TO-4) (TO-4) (case) (case) (case) (case)					
PIV each	50	4/5	5/5	10/8	25
200	5/-	6/8	10/6	12/6	50
400	7/-	7/8	11/5	15/5	100
400	8/6	9/6	13/6	18/6	200
600	10/8	11/6	15/6	25/-	400
800	12/6	14/-	18/-	30/-	600

### 2A POTTED BRIDGE RECTIFIERS. 200V 10/-.

**TRANSISTOR EQVT. AND SPECIFICATION BOOK.** (German Publication.) A complete cross reference and equivalent book for European, American and Japanese Transistors. Exclusive to BI-PAK. 15/- each.

**PRINTED CIRCUITS EX-COMPUTER**  
 Packed with semiconductors and components, 10 boards give a guaranteed 30 trans and 30 diodes. Our price 10 boards 10/- Plus 2/- P. & P.

**PLEASE NOTE.** To avoid any further increased Postal Charges to our Customers and enable us to keep our "By Return Postal service" which is second to none, we have re-organised and streamlined our Despatch Order Department and we now request you to send all your orders together with your remittance, direct to our Warehouse and Despatch Department, postal address: **BI-PAK SEMICONDUCTORS, Despatch Dept., P.O. BOX 6, WARE, HERTS.** Postage and packing still 1/- per order. Minimum order 10/-.

### SIL. RECTS. TESTED

	PIV	750mA	10A	30A
50 1/-	2/9	4/3	9/6	
100 1/5	3/3	4/8	15/-	
200 1/9	4/-	5/6	20/-	
300 2/3	4/8	6/6	25/-	
400 2/6	5/6	7/5	25/-	
500 3/-	6/-	8/9	30/-	
600 3/3	6/9	9/-	37/-	
800 3/6	7/6	11/-	40/-	
1000 5/6	9/3	12/8	50/-	
1200 6/6	11/6	15/-		

### TRAPS

VBOB 2A 6A 10A (TO- (TO- (TO- 1) (8) (8) 100 14/- 18/- 22/6 200 17/6 22/6 25/- 400 20/- 24/- 35/- VBOB - Blocking voltage in either direction.

### LUCAS 35A SIL. RECTS. Branded. 400 PIV. Special Price, stud type. Flying lead, 22/6 each.

**UNIJUNCTION**  
 UT46. Eqvt. 2N2646, Eqvt. T1843. 25N3000 5/8 each, BEN 9500 100 UP 4/-.

**NPN SILICON PLANAR**  
 BC107/8/9, 2/- each; 60-99, 1/10; 100 up, 1/3 each; 1,000 off, 1/6 each. Fully tested and coded TO-18 case.

**SILICON HIGH VOLTAGE RECTIFIERS**  
 10-Amp 3-K.V. (3000 P.I.V.) Stud Type with Flying Leads, 14/- each.

## QUALITY-TESTED PAKS

- 6 Matched Trans. OC44/45/81/81D ..... 10/-
- 20 Red Spot AF Trans. PNP ..... 10/-
- 16 White Spot RF Trans. PNP ..... 10/-
- 6 Silicon Rects. 3 A 100-400 PIV ..... 10/-
- 2 10 A Silicon Rects. 100 PIV ..... 10/-
- 2 OC1 140 Trans. NPN Switching ..... 10/-
- 1 13 A SCR 100 PIV NKT72 ..... 10/-
- 3 Sil. Trans. 2S303 PNP ..... 10/-
- 3 200 Mc/s Sil. Trans. NPN BS226/27 ..... 10/-
- 3 Zener Diodes 1W 33V 5% Tol. ..... 10/-
- 4 High Current Trans. OC42 Eqvt. ..... 10/-
- 1 Sil. Trans. NPN VCB 100 ZT88 ..... 10/-
- 5 Silicon Rects. 400 PIV 260mA ..... 10/-
- 4 OC75 Transistors ..... 10/-
- 1 Power Trans. OC20 100V ..... 10/-
- 10 OA202 Sil. Diodes Sub-min ..... 10/-
- 2 Low Noise Trans. NPN 2N528/30 ..... 10/-
- 1 Sil. Trans. NPN VCB 100 ZT88 ..... 10/-
- 6 OA81 Diodes ..... 10/-
- 4 OC72 Transistors ..... 10/-
- 4 OC77 Transistors ..... 10/-
- 4 Sil. Rects. 400 PIV 600mA ..... 10/-
- 5 GET884 Trans. Eqvt. OC44 ..... 10/-
- 6 GET883 Trans. Eqvt. OC44 ..... 10/-
- 2 2N708 Sil. Trans. 300Mc/s NPN ..... 10/-
- 3 GT31 LF Low Noise Germ. Trans. ..... 10/-
- 6 IN914 Sil. Diodes 75 PIV 75mA ..... 10/-
- 8 OA5 Germ. Diodes Sub-min. IN69 ..... 10/-
- 2 NPN Germ. Trans. NKT73 Eqvt. ..... 10/-
- 2 OC22 Power Trans. Germ. ..... 10/-
- 2 OC26 Power Trans. Germ. ..... 10/-
- 4 AC128 Trans. PNP High Gain ..... 10/-
- 4 AC127/128 Comp. pair PNP/NPN ..... 10/-
- 2 N1367 PNP Switching Trans. ..... 10/-
- 7 CO62H Germ. Diodes Eqvt. OA71 ..... 10/-
- 3 AF116 Type Trans. ..... 10/-
- 12 Assorted Germ. Diodes Marked ..... 10/-
- 4 AC126 Germ. PNP Trans. ..... 10/-
- 4 Silicon Rects. 100 PIV 750mA ..... 10/-
- 5 AF117 Trans. ..... 10/-
- 7 OC81 Type Trans. ..... 10/-
- 3 OC171 Trans. ..... 10/-
- 5 2N2928 Sil. Epoxy Trans. ..... 10/-
- 7 OC71 Type Trans. ..... 10/-
- 2 2B70 Sil. Trans. Texas ..... 10/-
- 2 10 A 600 PIV Sil. Rects. 1S47B ..... 10/-
- 3 BC108 Sil. NPN High Gain Trans. ..... 10/-
- 1 2N910 NPN Sil. Trans. VCB 100 ..... 10/-
- 2 1000 PIV Sil. Rect. 1-5 A R53310 AF ..... 10/-
- 3 BSY95A Sil. Trans. NPN 200Mc/s ..... 10/-
- 3 OC200 Sil. Trans. NKT73 Eqvt. ..... 10/-
- 2 GRT880 Low Noise Germ. Trans. ..... 10/-
- 1 AF130 PNP High Freq. Trans. ..... 10/-
- 3 NPN Trans. 1 8T141 & 28T140 ..... 10/-
- 4 Mnd't's 2 MAT101 & 2 MAT120 ..... 10/-
- 3 Mnd't's 2 MAT101 & 2 MAT121 ..... 10/-
- 4 OC44 Germ. Trans. AF ..... 10/-
- 3 AC127 NPN Germ. Trans. ..... 10/-
- 1 2N3908 Sil. PNP Trans. Motorola ..... 10/-
- 2 Sil. Power Rects. BY218 ..... 10/-
- 1 Sil. Power Trans. NPN 100Mc/s, TK201A ..... 15/-
- 2 2N1152 PNP Epitaxial Planar Sil. ..... 10/-
- 2 2N697 Epitaxial Planar Trans. Sil. ..... 10/-
- 4 Germ. Power Trans. Eqvt. OC16 ..... 15/-
- 1 Unijunction Trans. 2N2646 ..... 15/-
- 2 Sil. Trans. 200Mc/s 60Vcb ZT83/84 ..... 15/-
- 20 NKT Trans. AF, RF, VHF. Coded & Eqvt. List ..... 10/-
- 2 2N2712 Sil. Epoxy Planar HFE225 ..... 15/-
- 5 BY100 Type Sil. Rects. ..... 20/-
- 25 Sil. and Germ. Trans. Mixed, all marked, New ..... 30/-

### SEMICONDUCTORS FOR "P.E." 50+ 50AMP.

TYPE	EACH	TYPE	EACH
2N1613	4/6	IN914	1/-
2N3055	12/6	OA290	1/-
2N3703	3/-	BFY61	3/8
2N3704	3/6	BYV33	4/8
2N3707	3/8	40892	14/-
2N3819	8/-	22V 11W Zener	3/8

GIRO No. 388-7006


# BI-PAK

63A High Street WARE Herts.

## KING OF THE PAKS BI-PAK GUARANTEE SATISFACTION OR MONEY BACK

### MONO TRANSISTOR AMPLIFIER


A really high fidelity monoaural amplifier with performance characteristics to suit the most discriminating listener. 6 transistor circuit with integrated pre-amplifier assembled on special printed sub panel. AD161-AD162 operating in asymmetrical complementary pair. Output transformer coupled to 3 ohm and 15 ohm speaker sockets. Standard phono input sockets. Full wave bridge rectifier power supply for a.c. mains 200-240v. Controls: bass, treble, volume/on/off. Function selector for PU1, PU2, tape, radio. The HSL700 is strongly constructed on rigid steel chassis bronze hammer enamel finish, size 9 1/2" x 4 1/2" high.



**STOCKISTS OF SINGLAIR EQUIPMENT**  
Z.30 Amplifier 69/8. P. & P. 2/6. Stereo 60 Pre-Amplifier 22/8. P. & P. 5/-. E265 Power Supply 24/19.6. P. & P. 3/6. F26 Power Supply 27/19.8. P. & P. 3/6. 10.10 Integrated Circuit 59/8. P. & P. 4/-.  
**SPECIAL OFFER!!**  
HI-FI LOUSPEAKER SYSTEM. Beautifully made teak finish enclosure with most attractive Tegan front. Size 16 1/2" high x 10 1/2" wide x 8" deep. Fitted with E.M.I. Ceramic Magnet 18" x 8" bass unit, two M.F. Tweeter units and crossover. Power handling 10 watts. Available 3 or 15 ohm impedances. 8 Gns. Carriage 10/-

**TRANSISTOR STEREO 8 + 8 MK II**  
Now using Silicon Transistors in first five stages on each channel resulting in even lower noise level with improved sensitivity. A really first-class HI-FI Stereo Amplifier Kit. Uses 14 transistors giving 8 watts push pull output per channel (16W mono). Integrated pre-amplifier with Bass, Treble and Volume controls. Suitable for use with Ceramic or Crystal cartridges. Output stage for any speakers from 3 to 15 ohms. Compact design, all parts supplied including drilled metal work. Clr-Kit board, attractive front panel, knobs, wire, solder, nuts, bolts—no extras to buy. Simple step by step instructions enable any constructor to build an amplifier to be proud of. Brief specification: Freq. response ±3dB. 20-20,000/c/s. Bass boost approx. 40-12dB. Treble cut approx. to -16dB. Negative feedback 2dB over main amp. Power requirements 25V at 0.6 amp.  
**PRICES: AMPLIFIER KIT £10.10.0. POWER PACK KIT £3.00.0. CABINET £3.00.0. All Post Free.**  
Also available STEREO 10+10. As above but 10 watts per channel. **PRICES: AMPLIFIER KIT £12. POWER PACK KIT £3.10.0.**  
Circuit diagram, construction details and parts list (free with kit) 1/6. (S.A.E.).

### DE LUXE STEREO AMPLIFIER



A.c. mains 200-240 volts. Using heavy duty fully isolated mains transformer with full wave rectification giving adequate smoothing with negligible hum. Valve line up: 2x ECL83 Triode Pentodes.

1 x E280 as full wave rectifier. Two dual potentiometers are provided for bass and treble control, giving bass and treble boost and cut. A dual volume control is used. Balance of the left and right hand channels can be adjusted by means of a separate "balance" control fitted at the rear of the chassis. Input sensitivity is approximately 800mV for full peak output of 4 watts per channel (8 watts mono) into 8 ohm speakers. Full negative feedback in a carefully calculated circuit, allows high volume levels to be used with negligible distortion. Supplied complete with knobs, chassis size 11in. x 4in. x 4in. Overall height including valves 5in. Ready built and tested to a high standard. Price 8 gns. P. & P. 8/-

Sensitivity—PU1—50mV, 65K input impedance. PU2—110mV, 1 meg input impedance. Tape—110mV, 1 meg input impedance. Radio—110mV, 1 meg input impedance. Output power measured at 1Kc—6.2 watts RMS into 3 ohms, 5.9 watts RMS into 15 ohms. Overall frequency response 300a-18Kc/s. Continuously variable tone controls: Bass, +8db to -12db at 100c/s. Treble, +10db to -10db at 10Kc/s. The HSL700 has been designed for true high fidelity reproduction from radio tuner, gramophone deck and tape recorder preamp. Supplied ready built and tested, complete with knobs, attractive anodized aluminium front escutcheon panel, long spindles (can be cut to suit your housing requirements) full circuit diagram and operating instructions.  
**OUR SPECIAL PRICE £7.19.6. P. & P. 7/6.**

**LOUDSPEAKER BARGAINS**  
3in 4 ohm 10/-, P. & P. 1/6. 5in 3 ohm 16/-, P. & P. 3/-. 7 x 4in 3 ohm 21/-, P. & P. 4/-. 10 x 6in 3 ohm 27/6, P. & P. 6/-. E.M.I. 8 x 5in 3 ohm with high flux magnet 20/-, P. & P. 4/-. E.M.I. 13 1/2 x 8in 3 ohm with high flux ceramic magnet 42/-, (16 ohm 45/-), P. & P. 6/-. E.M.I. 13 x 8in, 3 or 15 ohm with two inbuilt tweeters and crossover network 42/-, P. & P. 6/-.  
**BRAND NEW 10in 15w H/D Speakers, 3 or 15 ohm.** Current production by well-known British maker. Now with HiFux ceramic ferrobar magnet assembly 25/10.0. P. & P. 7/6. Output models: 25w £6.0.0. 35w £8.0.0.  
**E.M.I. 3 1/2in HEAVY DUTY TWEETERS.** Powerful ceramic magnet. Available in 3 or 8 ohm 15/- each; 15 ohm 18/6 each. P. & P. 2/6.

**12in "EA" TWIN COIL LOUSPEAKER** 10 watts peak handling. 3 or 15 ohm, 37/6, P. & P. 6/-.  
**35 OHM SPEAKERS** 3 1/2in 14/-, P. & P. 2/6; 7 x 4in 21/-, P. & P. 4/-.

**MAGNAVOX DESK TYPE MOVING COIL MICROPHONE.** Medium impedance. Brand New—Special Price 42/-, P. & P. 2/-.  
**BALANCED ARMATURE EARPHONE** Approx. 70 ohm impedance. Can be used as ultra sensitive mike or speaker. ONLY 8/6. P. & P. 1/6.  
**CRYSTAL MIKES.** High imp. for desk or hand use. High sensitivity, 18/6, P. & P. 1/6.  
**HIGH IMPEDANCE CRYSTAL STICK MIKES.** OUR PRICE 21/-, P. & P. 1/6.  
**HIGH IMPEDANCE DYNAMIC STICK MIKES.** High sensitivity. 39/6, P. & P. 2/6.

**SPECIAL OFFER! PLESSY TYPE 29 TWIN TUNING GANG.** 400pF x 146pF. Fitted with trimmers and 8:1 integral slow motion. Suitable for nominal 470Kc/s I.F. Size approx. 2 x 1 1/4 in. Only 8/6. P. & P. 2/6.  
**HONEYWELL MICROSWITCHES S.F. 6/0.** Push-button action. Rating 250V. AC at 15 amps. Size approx. 1 1/2" x 1 1/4" x 1 1/2". 5/- each. P. & P. 1/6 (6 or more post free).  
**TELESCOPIC AERIALS WITH SWIVEL JOINT.** Can be angled and rotated in any direction. 12 section Heavy Chrome. Extends from 7" to approx. 55". Maximum diameter 1 1/2", 10/- each. P. & P. 1/6. 6 section Lacquered Brass. Extends from 6" to approx. 29 1/2". Maximum diameter 1 1/2". 5/- each. P. & P. 1/6.

**TRANSFORMER BARGAINS!**  
**BRAND NEW MULTI-RATIO MAINS TRANSFORMERS.** Giving 13 alternatives. Primary: 0-210-240V. Secondary combinations: 0-5-10-15-20-25-30-35-40-50-60V half wave at 1 amp or 10-10-10, 20-0-20, 30-0-30V. at 2 amps full wave. Size 3inL x 3 1/2inW x 3inD. Price 35/-, P. & P. 6/-.  
**MAINS TRANSFORMER.** For transistor power supplies. Pri. 200/240V. Sec. 0-0-9 at 500mA. 14/-, P. & P. 2/6. Pri. 200/240V. Sec. 12-0-12 at 1 amp. 17/8, P. & P. 2/6. Pri. 200/240V. Sec. 10-0-10 at 2 amp. 27/8, P. & P. 3/6. Tapped Primary: 200-220-240V. Sec. 21.8V at 500mA. 12/6, P. & P. 2/6.  
**BATTERY CHARGER TRANSFORMERS.** 200/240V. input. Nominal output for 6 or 12V. batteries 3 amps. Size approx. 3 x 2 1/4 x 2 1/4 in. Brand New. Price 21/-, P. & P. 5/-.  
**HIGH GRADE COPPER LAMINATE BOARDS** 8 x 6 x 1/8 in. FIVE for 10/-, P. & P. 2/-.  
**Open 9-5.30 Monday to Saturday Early closing Wed. 1 p.m.**  
A few minutes from South Wimbledon Tube Station

**GENERAL PURPOSE HIGH STABILITY TRANSISTOR PRE-AMPLIFIER.** For P.U. Tape, Mike, Guitar, etc., and suitable for use with valve or transistor customer. 3-15V. Ready or from stock. Line 200/300V. Frequency response 15Hz-25KHz. Gain 25dB. Solid encapsulation size 1 1/2 x 1 1/2 in. Brand new—complete with instructions. Price 17/8, P. & P. 2/6.



**QUALITY RECORD PLAYER AMPLIFIER MK II**  
A top-quality record player amplifier employing heavy duty double wound mains transformer, ECC83, EL84, E280 valves. Separate Bass, Treble and Volume controls. Complete with output transformer matched for 3 ohm speakers. Size 7in. w. x 8 1/2in. D. Ready or from stock. PRICE 75/-, P. & P. 6/-. **ALSO AVAILABLE** mounted on board with output transformer and speaker ready to fit into cabinet below. PRICE 97/8, P. & P. 7/6.  
**DE LUXE QUALITY PORTABLE B/P CABINET MK II**  
Uncut motor board size 14 1/2 x 12in., clearance 2in. below, 5in. above. Will take above amplifier and any B.S.R. or GARRARD changer or Single Player (except AT60 and SP25). Size 18 x 15 x 8in. PRICE 78/6, P. & P. 9/6.




**2-VALVE AUDIO AMPLIFIER HA84 MK II**  
Designed for HI-FI reproduction of records. A.C. Mains operation. Ready built on plated heavy gauge metal chassis, size 7 1/2in. x 4 1/2in. h. Incorporates ECC83, EL84, E280 valves. Heavy duty, double wound mains transformer and output transformer matched for 3 ohm speaker. Separate volume control and now with improved wide range tone controls giving bass and treble lift and cut. Negative feedback line. Output 4 1/2 watts. Front panel can be detached and leads extended for remote mounting controls. Complete with knobs, valves, etc., wired and tested for only 24.15.0. P. & P. 5/-.  
**HEL "FOUR" AMPLIFIER KIT.** Similar in appearance to HA34 above but employs entirely different and advanced circuitry. Complete set of parts, etc. 78/6. P. & P. 6/-.  
**HARVERSON'S SUPER MONO AMPLIFIER**  
A super quality gram amplifier using a double wound mains transformer, E280 rectifier and ECL83 triode pentode valve as audio amplifier and power output stage. Impedance 3 ohms. Output approx. 4 1/2 watts. Volume and tone controls. Chassis size only 7in. wide x 3in. deep x 6in. high overall. A.C. mains 200/240V. Supplied absolutely Brand New completely wired and tested with valves and good quality output transformer. FEW ONLY.  
**OUR ROCK BOTTOM BARGAIN PRICE 55/- P. & P. 6/-**

**4-SPEED RECORD PLAYER BARGAINS**  
Mains models. All brand new in maker's packing. **LATEST B.A.R. C109/A21 4-SPEED AUTOCHANGER.** With latest mono compatible cartridge 36.19.6. Carr. 6/9. With stereo cartridge 37.19.6. Carr. 6/6. **LATEST GARRARD MODELS.** All types available 1025, 2025, SP25, 3000, AT60 etc. Send S.A.E. for Latest Prices!  
**FLANET UNITS** cut out for Garrard Models 1025, 2025, 2000, 3000, AT60, SP25. With right transparent plastic cover. Special design enables unit to be used with cover in position. **OUR PRICE £5.15.0** complete. P. & P. 8/6.

**LATEST ACOG GEP1/80 Mono Compatible Cartridge** with 10µ stylus for LP/EP/78. Universal mounting bracket. 50/-, P. & P. 1/6.  
**SONOTONE 2330** High output Stereo Cartridge. 10µ stylus for Stereo/EP/78. Complete with universal mounting bracket. List Price 49/7. **OUR PRICE 25/-, P. & P. 1/6.**  
**SONOTONE STAGC** compatible Stereo Cartridge with diamond stylus 50/-, P. & P. 2/-.  
**LATEST ROSETTE TO Stereo Compatible Cartridge** for EP/EP/78. 25/6, P. & P. 2/-.  
**NEW ROSETTE TO Mono Compatible Cartridge** for EP/LP/78 mono or stereo records on mono equipment. 30/-, P. & P. 2/-.  
**HIGH GAIN 4 TRANSISTOR PRINTED CIRCUIT AMPLIFIER KIT**  
Type TA100 Kit  
Peak out in excess of 1 1/2 watts. All standard British components. Built on printed circuit panel size 6 x 3in. Generous valve Driver and Output Transformers. Output transformer tapped for 3 ohm and 15 ohm speakers. Transistors (OC71 14 or 81) Mullard AC 128D and matched pair of AC139-0/p. 9 volt operation. Everything supplied, wire, battery clips, solder, etc. Comprehensive easy to follow instructions and circuit diagram 2/6 (free with kit). All parts sold separately. **SPECIAL PRICE 45/-, P. & P. 2/-. Also ready built and tested, 52/6, P. & P. 3/-.**



**10/14 WATT HI-FI AMPLIFIER KIT**  
A stylishly finished monoaural amplifier with an output of 14 watts from 2 EL84s in push-pull. Super reproduction of both music and speech, with negligible hum. Separate inputs for mike and gram allow records and announcements to follow each other. Fully shrouded section wound output transformer to match 2-16Ω speaker and 2 independent volume controls and separate bass and treble controls are provided giving good lift and cut. Valve line-up 2 EL84s, ECC83, EF86 and E280 rectifier. Simple instruction booklet 2/6 (free with parts). **All parts sold separately, ONLY 47.9.6, P. & P. 8/6.** Also available ready built and tested complete with std. input sockets, 22.5.0, P. & P. 9/6.



**BRAND NEW TRANSISTOR BARGAINS. GET 15!** (Matched Pair) 15/-; V15/10p, 10/-; OCT1 5/-; OCT6 6/-; AF117 5/6; 2G339 (NPN) 3/-.  
Set of Mullard 6 transistors OC44, 2-OC45, AC128D, matched pairs AC128 25/-; ORP13 Cadmium Sulphide Cell 10/6. All post free.

**VYVAR AND REZINE SPEAKERS AND CABINET FABRICS** app. 54in. wide. Usually 36/- yd., our price 15/- yd. length. P. & P. 2/8 (min. 1 yd.). S.A.E. for samples.  
**(Please write clearly)**  
**PLEASE NOTE: P. & P. CHARGES QUOTED APPLY TO U.K. ONLY. P. & P. ON OVERSEAS ORDERS CHARGED EXTRA.**

## HARVERSON SURPLUS CO. LTD.

170 HIGH ST., MERTON, LONDON, S.W.19 Tel. 01-540 3985

SEND STAMPED ADDRESSED ENVELOPE WITH ALL ENQUIRIES

## Brand New Fully Guaranteed TRANSISTORS & DEVICES

1N4001	2/	AAZ18	2/6	BPY10	19/8
1N4002	2/8	AAZ17	2/	BSX20	4/
1N4003	2/6	AC126	5/	BRX21	5/
1N4004	5/	AC127	5/8	BKX70	4/
1N4005	5/8	AC127	12/6	BYZ12	5/
1N4006	4/	AC126	5/	BYZ8	5/
1N4007	4/	AC163	4/	BYZ29	5/
1N4008	1/8	AC154	3/	BSY50	5/
1N4148	1/8	AC169	8/	BSY53	5/
2G381	4/	AC176	5/	BSY88	5/
2G382	4/6	AC187	5/	BSY87	5/
2G383	5/	AC188	6/	BSY95	3/
2G386	7/6	ACY17	6/	BSY95A	4/8
2G388	7/8	ACY18	4/	BY100	3/8
2G389	6/	ACY19	5/	BY103	4/8
2G371	4/6	ACY20	4/	BY114	5/
2G374	5/8	ACY21	4/8	BY128	5/
2G381	5/	ACY22	3/8	BYZ10	10/
2G382	6/	ACY28	3/8	BYZ11	9/
2G383	5/	ACY34	4/	BYZ12	8/
2N404	4/8	ACY36	5/	BYZ13	6/
2N396	4/	ACY39	8/	BYZ16	20/
2N397	5/	ACY40	5/	BYZ16	12/8
2N688	8/8	AD140	11/	GET102	6/
2N706	1/8	AD149	12/8	GET103	4/8
2N706A	2/8	AD161	7/8	MPP102	8/8
2N707	12/8	AD162	7/8	MPP103	7/8
2N708	4/8	AF102	15/	MPP104	7/8
2N914	2/8	AF114	6/8	MPP105	8/
2N916	4/6	AF116	6/	OA5	3/
2N918	7/8	AF118	6/8	OA7	4/
2N919	4/	AF117	6/	OA9	3/
2N920	5/	AF123	12/8	OA10	4/
2N925	8/8	AF124	8/	OA47	2/
2N930	7/8	AF125	5/	OA70	8/
2N1131	6/	AF126	4/	OA71	2/
2N1132	6/	AF127	4/	OA73	2/
2N1303	4/8	AF139	6/	OA74	2/
2N1304	5/	AF138	9/8	OA79	2/
2N1305	5/	AF181	3/8	OA81	2/
2N1306	5/	AF188	8/	OA85	2/8
2N1307	5/	AF239	8/	OA88	4/
2N1308	6/	AFY19	22/8	OA90	2/
2N1309	5/	AFZ11	16/	OA91	1/8
2N1613	5/	APZ12	16/	OA95	1/8
2N2147	17/6	ASV26	8/8	OA200	1/8
2N2160	15/	ASV27	7/8	OA202	2/
2N2287	25/	ASV28	8/8	OA210	8/
2N2646	10/8	ASV29	8/	OA211	8/8
2N2804	8/8	ASV67	8/8	OA2226	5/
2N2905	10/	ASZ21	8/8	OA2228	7/8
2N2925	4/	AUY10	18/6	OA2229	9/8
2N2926	8/6	B3M	19/6	OA2281	9/8
2N3011	7/8	BA110	5/	OA2284	7/8
2N3053	5/	BA Y31	2/	OA2285	9/8
2N3054	12/8	BC107	2/	OC16	10/
2N3055	5/	BC109	2/	OC19	7/8
2N3056	5/	BC109	2/	OC20	18/6
2N3057	3/8	BC110	6/	OC22	9/8
2N3058	3/8	BC111	6/	OC23	18/6
2N3059	3/8	BC112	6/	OC24	18/6
2N3060	3/8	BC113	6/	OC25	7/8
2N3061	3/8	BC114	7/8	OC26	5/
2N3062	3/8	BC115	7/8	OC28	12/8
2N3063	3/8	BC116	7/8	OC29	12/8
2N3064	3/8	BC117	7/8	OC35	10/
2N3065	3/8	BC118	7/8	OC36	12/8
2N3066	3/8	BC119	7/8	OC41	5/
2N3067	3/8	BC120	7/8	OC42	6/
2N3068	3/8	BC121	7/8	OC43	8/
2N3069	3/8	BC122	7/8	OC44	4/
2N3070	3/8	BC123	7/8	OC45	3/8
2N3071	3/8	BC124	7/8	OC46	5/8
2N3072	3/8	BC125	7/8	OC70	3/
2N3073	3/8	BC126	7/8	OC71	5/
2N3074	3/8	BC127	7/8	OC72	6/
2N3075	3/8	BC128	7/8	OC73	6/
2N3076	3/8	BC129	7/8	OC74	6/
2N3077	3/8	BC130	7/8	OC75	5/
2N3078	3/8	BC131	7/8	OC76	5/
2N3079	3/8	BC132	7/8	OC77	5/
2N3080	3/8	BC133	7/8	OC78	5/
2N3081	3/8	BC134	7/8	OC79	5/
2N3082	3/8	BC135	7/8	OC81	5/
2N3083	3/8	BC136	7/8	OC82	5/
2N3084	3/8	BC137	7/8	OC83	5/
2N3085	3/8	BC138	7/8	OC84	5/
2N3086	3/8	BC139	7/8	OC85	5/
2N3087	3/8	BC140	7/8	OC122	18/
2N3088	3/8	BCY30	5/8	OC139	10/
2N3089	3/8	BCY31	8/8	OC140	7/8
2N3090	3/8	BCY32	10/	OC141	15/
2N3091	3/8	BCY33	5/	OC169	7/8
2N3092	3/8	BCY34	5/	OC170	5/
2N3093	3/8	BCY35	5/	OC171	5/
2N3094	3/8	BCY36	5/	OC172	5/
2N3095	3/8	BCY37	5/	OC173	5/
2N3096	3/8	BCY38	5/	OC174	5/
2N3097	3/8	BCY39	5/	OC200	5/
2N3098	3/8	BCY40	10/	OC201	9/8
2N3099	3/8	BCY41	5/	OC202	18/6
2N3100	3/8	BCY42	5/	OC203	18/6
2N3101	3/8	BCY43	5/	OC204	8/
2N3102	3/8	BCY44	5/	OC205	12/8
2N3103	3/8	BCY45	5/	OC206	15/
2N3104	3/8	BCY46	5/	OC207	15/
2N3105	3/8	BCY47	5/	OC208	18/6
2N3106	3/8	BCY48	5/	OC209	7/8
2N3107	3/8	BCY49	5/	OC210	8/
2N3108	3/8	BCY50	5/	OC211	8/
2N3109	3/8	BCY51	5/	OC212	8/
2N3110	3/8	BCY52	5/	OC213	8/
2N3111	3/8	BCY53	5/	OC214	8/
2N3112	3/8	BCY54	5/	OC215	8/
2N3113	3/8	BCY55	5/	OC216	8/
2N3114	3/8	BCY56	5/	OC217	8/
2N3115	3/8	BCY57	5/	OC218	8/
2N3116	3/8	BCY58	5/	OC219	8/
2N3117	3/8	BCY59	5/	OC220	8/
2N3118	3/8	BCY60	5/	OC221	8/
2N3119	3/8	BCY61	5/	OC222	8/
2N3120	3/8	BCY62	5/	OC223	8/
2N3121	3/8	BCY63	5/	OC224	8/
2N3122	3/8	BCY64	5/	OC225	8/
2N3123	3/8	BCY65	5/	OC226	8/
2N3124	3/8	BCY66	5/	OC227	8/
2N3125	3/8	BCY67	5/	OC228	8/
2N3126	3/8	BCY68	5/	OC229	8/
2N3127	3/8	BCY69	5/	OC230	8/
2N3128	3/8	BCY70	5/	OC231	8/
2N3129	3/8	BCZ11	7/8	OC232	8/
2N3130	3/8	BD124	12/8	OC233	8/
2N3131	3/8	BEN3000	5/	OC234	8/
2N3132	3/8	BF116	5/	OC235	8/
2N3133	3/8	BF184	3/8	OC236	8/
2N3134	3/8	BF154	3/8	OC237	8/
2N3135	3/8	BF166	6/	OC238	8/
2N3136	3/8	BF169	12/	OC239	8/
2N3137	3/8	BF163	8/	OC240	8/
2N3138	3/8	BF167	5/	OC241	8/
2N3139	3/8	BF173	6/	OC242	8/
2N3140	3/8	BF180	7/8	OC243	8/
2N3141	3/8	BF181	7/8	OC244	8/
2N3142	3/8	BF184	3/8	OC245	8/
2N3143	3/8	BF195	3/	OC246	8/
2N3144	3/8	BFX30	6/	OC247	8/
2N3145	3/8	BFX35	6/	OC248	8/
2N3146	3/8	BFY20	18/	OC249	8/
2N3147	3/8	BFY60	5/	OC250	8/
2N3148	3/8	BFY61	4/8	OC251	8/
2N3149	3/8	BFY62	5/	OC252	8/
2N3150	3/8	BFY63	4/	OC253	8/
2N3151	3/8	BFY64	5/8	OC254	8/
2N3152	3/8	BLY10	20/	ORP12	12/
2N3153	3/8	BLY11	22/8	ORP60	8/

### INTEGRATED CIRCUITS

Type	1	12 + 25 + 100 + 500 +
UL914	9/9	9/- 8/- 7/3 6/6
UL923	12/6	11/9 11/- 10/- 9/3
SL403A	49/6	48/- 40/- 37/6 35/-
MC1303	52/6	48/- 45/- 40/- 35/-
MC1304	55/-	50/- 47/6 42/6 37/6
PA246	52/6	48/- 45/- 40/- 35/-

2N3055	15/-	OC42	6/-
Mullard 115 watt Silicon power		Mullard	
25 + 13/-	100 + 11/-	25 + 5/3	100 + 4/9

2N3819	8/-	OC44	4/-
Texas F.E.T.		Mullard	
25 + 6/9	100 + 5/9	25 + 3/3	100 + 2/9
500 + 5/-		500 + 2/4	

2N2926	2/-	OC45	3/6
NPN planar all colours		Mullard	
25 + 1/8	100 + 1/6	25 + 3/3	100 + 2/6
		500 + 2/-	

2N2646	10/6	OC71	3/-
Motorola Unijunction		Mullard	
25 + 8/9	100 + 7/6	25 + 5/3	100 + 2/-
500 + 6/9		500 + 1/9	

AFI39	6/-	OC75	5/-
Siemens V.H.F.		Mullard	
25 + 5/3	100 + 4/6	25 + 4/3	100 + 3/6
500 + 3/9		500 + 3/-	

AFI86	9/-	BCY34	6/-
Mullard V.H.F.		Mullard	
25 + 8/-	100 + 7/-	25 + 5/-	100 + 4/3
500 + 6/-		500 + 4/-	

ADI61/ADI62	6/6 ea.	OC20	19/6
Mullard NPN/PNP		Mullard 100V	
25 + 5/-	100 + 4/3	25 + 15/9	100 + 14/6
		500 + 13/3	

BY126	3/6	IN4001/2/3	2/3
Mullard 800V 1 amp plastic		1 amp 100-300V	
25 + 2/9	100 + 2/6	25 + 1/10	100 + 1/6
		500 + 1/4	

BY127	4/-	IN4004/5	3/-
Mullard 800V 1 amp plastic		400-600V 1 amp	
25 + 3/3	100 + 3/-	25 + 2/6	100 + 2/-
		500 + 1/10	

BYZ13	5/-	ZENER DIODES	
Mullard 5A 200V		400mWV 5% BZY88 range all voltages 3-3V-33V 4/-	
25 + 4/-	100 + 3/4	25 + 2/8	100 + 2/-
500 + 3/-		500 + 1/9	

BT102/500R	12/6	Mullard thyristor	
500 p.i.v. 6.5 amp		1,000 + 1/7	
25 + 11/-	100 + 10/9	any one type	

BC107/8/9	2/9	IN4006/7	4/-
I.T.T. planars		800-1000V 1 amp	
25 + 2/5	100 + 2/-	25 + 3/4	100 + 3/-
500 + 1/10		500 + 2/6	

OA200/OA202	1/9	OC139	5/-
Silicon diodes		Mullard	
25 + 1/6	100 + 1/3	25 + 4/-	100 + 3/3
500 + 1/1		500 + 3/-	

OCP71	19/6	OC140	7/6
Mullard photo		Mullard	
25 + 17/3	100 + 14/9	25 + 6/-	100 + 5/-
500 + 13/6		500 + 4/-	

# If you can put a 'Yes' in every box, you might just make a RADIO TECHNICIAN in Air Traffic Control

An all-consuming interest in telecommunications

At least one year's practical experience in telecommunications, preferably with 'ONC' or 'C and G' technical qualifications

A highly developed sense of responsibility

Willingness to undergo a rigorous programme of training

Aged 19 or over

**To the right man, the National Air Traffic Control Service offers the prospect of an interesting and steadily developing career as a Radio Technician in air traffic control.**

# Practical Electronics Classified Advertisements

RATES: 1/6 per word (minimum 12 words). Box No. 1/6 extra. Advertisements must be prepaid and addressed to Classified Advertisement Manager, "Practical Electronics" IPC MAGAZINES LTD., Fleetway House, Farringdon Street, London, E.C.4

## MISCELLANEOUS

### MORE ROBOTS

Synthetic Animals with "BRAINS" of their own. The LATEST range of projects include: an electronic "animal" which "LEARNS", and an Electro Chemical device capable of "REPRODUCING" itself! Other projects SURE TO INTRIGUE YOU are a transmitter/receiver which radiates without using r.f. so there's NO NEED TO WORRY ABOUT A LICENCE, also TEN new projects, one of which is an electronic dice machine. HOSTS OF EASY-TO-CONSTRUCT projects, for anyone with a basic knowledge of Electronics. DON'T WAIT. SEND 3/- for your list—NOW! To: 'BOFFIN PROJECTS' 4 CUNLIFFE ROAD STONELEIGH, EWELL, SURREY Designed by GERRY BROWN and JOHN SALMON and presented on T.V.

### TOP TRANSISTORS

ACY22 1/9	OC45 1/9	ZTX300 1/9
BFY51 1/9	OC71 1/9	2N706 1/9
BFY52 1/9	OC201 1/9	2N2926 1/9
BSY27 1/9	OC202 1/9	2N3708 1/9

All the above items are available at 16 for £1. Brand new. Individually tested.

### ANTEX SOLDER IRON

This is a lightweight iron fitted with a 15 watt nickel plated bit. It has been designed to enable you to weld reliable joints quickly and accurately.

Special low price. Model CN240 volts.

### ACT NOW 29/11

MONEY BACK GUARANTEE—P. & P. 1/-

J. M. KING (S), 17 Buckridge Portpool Lane, London, E.C.1

**A CORNUCOPIA OF COMPONENTS!** Scarce valves, selected TV components, speakers and cabinets. Computer panels—long leads, NOT printed circuits. Transistors, resistors—new and recovered. State your requirements. S.A.E. for details MAIL-MART, 6 Eastbourne Road, Pevensey Bay, Sussex.

**BUILD IT** in a DEWBOX quality cabinet 2in x 2 1/2in x any length. DEW LTD., Kingwood Road, Ferndown, Dorset. S.A.E. for leaflet. Write now—right now.

### POWER SUPPLIES

Professional grade silicon transistor power supply modules. Units consist of p.c. board assembly size 6" x 3 1/2". 240 Volts AC input. DC Voltage adjustable from 9-13 Volts at max 250mA. No load to full load voltage change less than 1%. Ripple less than 2mV. £5.2.6d. each. Also available PEAC Op. Amps. 34/- each. WESTEK P.O. BOX 7, RICKMANSWORTH, HERTS

### ENAMELLED COPPER WIRE

S.W.G.	Per 1lb reel	Per 11b reel
18-22	11/3	10/8
23-30	11/9	17/8
31-35	12/3	18/8
36-40	13/6	21/-
41-44	16/3	26/6

Orders despatched by return of post. Please add 1/- per item P. & P. Supplied by: BANNER TRANSFORMERS, 84 Old Lansdowne Road, West Didsbury, Manchester, 20. TRADE ENQUIRIES INVITED.

**PARAPHYSICAL LABORATORY**, Downton, Wilts. Telekinetic photographs/data. S.A.E. for list. Samples 20s.

## MISCELLANEOUS (continued)

**PHOTO ELECTRIC SWITCH KIT**  
Light cell transistor, relay etc. Elegant case in hammer blue 5 1/2" x 2 1/2" x 4 1/2" fitted with light hood, ideal counter alarm, dawn/dusk switch, etc. 35/- post paid.

### 6 OR 12 VOLT FLUORESCENT LIGHTS

12 ins. 8 Watt tube ample light for caravan, tent, etc. Fully transistorised, low battery drain Unbeatable at 65/6 post paid.

or in kit form 57/6

### 4 WATT GRAM AMPS.

Volume and tone controls, mains operation, 3Ω output, new and boxed 72/6 POST PAID

**SALOP ELECTRONICS** Callers welcome  
23 Wyle Cop Shrewsbury, Shropshire S.A.E. for lists

**CLEARING LABORATORY**, scopes, V.T.V.M.'s, V.O.M.'s, H.S. recorders, transcription turntables, electronic testmeters, calibration units, P.S.U.'s, pulse generators, D.C. null-potentiometers, bridges, spectrum analysers, voltage regulators, sig-gens, M/C relays, components, etc. Lower Beeding 286.

**MUSICAL MIRACLES!** Drum, Cymbals, Waa-waa and Fuzz modules. New unique effects units, Percussion, etc. Good waa-waa kits 48/-. Famous "Mister Bassman" bass pedal unit. Also bargain components list of reed switches, etc. Send S.A.E. NOW! D.E.W. LTD., 254 Ringwood Road, Ferndown, Dorset.

### FOR SALE

**NEW CATALOGUE** No. 18, containing credit vouchers value 10/-, now available. Manufacturers' new and surplus electronic and mechanical components, price 4/6, post free. **ARTHUR SALLIS RADIO CONTROL LTD.**, 28 Gardner Street, Brighton, Sussex.

### MORSE MADE !!

**FACT NOT FICTION.** If you start RIGHT you will be reading amateur and commercial Morse within a month (normal progress to be expected).

Using scientifically prepared 3-speed records you automatically learn to recognise the code RHYTHM without translating. You can't help it, it's as easy as learning a tune. 18 W.P.M. in 4 weeks guaranteed.

For details and course G.O.D. ring S.T.D. 01-680 2896 or send 8d. stamp for explanatory booklet to:

**GHSOC (Box 19), 45 GREEN LANE, PURLEY SURREY**

**ALL KINDS OF EVERYTHING** for sale to Irish readers. Write for price list, plus Bargain page. **TONER ELECTRONICS**, Lismore Park, Waterford. Phone 3048.

**FOR SALE.** Crystal Microphone and Stand-New unused. **JOHNSON**, Stalham, Norfolk.

### LOUDSPEAKER CABINETS LIMITED.

Number of quality made Speaker Cabinets For Sale size 2 1/2in high, 10in deep, 15in wide. Available in teak or walnut. C.W.O. Price £10 + P. & P. 10/-. Callers welcome. **ELECTRONIC SOUND**, 31 Newberries Parade, Radlett, Herts. Tel. 5440.

### HI-FI EQUIPMENT

**SHURE GOLDRING** Cartridges. Post Free. G800, M44/5/7 £7.17.6. M3D £5.5.0. M44E £8.19.6. M55E £9.19.6. M75E/2 £16.10.6. Garrard SP25/2 £10.17.6. AP.75 £16.17.6. P. & P. 7/6. **ULTIMATE ELECTRONICS**, 38 Achilles Road, London, N.W.6. Mail Order Only.

### WANTED

**CASH PAID** for New Valves. Payment by return. **WILLOW VALE ELECTRONICS**, 4 The Broadway, Hanwell, London, W.7. 01-567 5400/2971.

## SERVICE SHEETS

### LARGE SUPPLIER OF SERVICE SHEETS

T.V., RADIO, TRANSISTORS, TAPES, CAR RADIOS  
5/- EACH, MANUALS FROM 10/- PLUS LARGE S.A.E.

(Uncrossed P.O.'s please, original returned if service sheets not available.)  
FREE TV, FACILTY TRACING CHART OR TV LIST ON REQUEST WITH ORDER

**C. CARANNA**  
71 BEAUFORT PARK, LONDON, N.W.11  
MAIL ORDER ONLY

**SERVICE SHEETS.** Radio, TV, etc., 8,000 models. List 2/- S.A.E. enquiries. **TELRAY**, 11 Maudland Bank, Preston.

**SERVICE SHEETS** (1925-1970) for Televisions, Radios, Transistors, Tape Recorders, Record Players, etc., by return post, with free Fault-Finding Guide. Prices from 1/- Over 8,000 models available. Catalogue 2/6. Please send S.A.E. with all orders/enquiries. **HAMILTON RADIO**, 64 London Road, Bexhill, Sussex.

**RADIO TELEVISION**, over 8,000 Models. **JOHN GILBERT TELEVISION**, 1b Shepherds Bush Rd., London, W.6. SHE 8441.

## BOOKS AND PUBLICATIONS

### SURPLUS HANDBOOKS

19 set Circuit and Notes ..... 7/- P.P. 9d  
1155 set Circuit and Notes ..... 7/- P.P. 9d  
H.R.O. Technical Instructions ... 6/- P.P. 9d  
38 set Technical Instructions ... 6/- P.P. 9d  
46 set Working Instructions ... 6/- P.P. 9d  
48 set Technical Instructions ... 7/6 P.P. 9d  
8C. 221 Circuit and Notes ..... 6/- P.P. 9d  
Wavemeter Class D Tech. Instr. 6/- P.P. 9d  
18 set Circuit and Notes ..... 6/- P.P. 9d  
BC.1000 (31 set) Circuit & Notes 6/- P.P. 9d  
CR.100/B.28 Circuit and Notes 10/6 P.P. 11/-  
R.107 Circuit and Notes ..... 7/6 P.P. 9d  
A.R.88D. Instruction Manual, ... 7/6 P.P. 9d  
42 set Circuit and Notes ..... 7/- P.P. 9d  
52 set Sender & Receiver Circuits 8/- post free  
Circuit Diagrams 5/6 each post free.  
R.1116/A, R.1224/A, R.1355, R.F. 24, 25, & 26.  
A.1134, T.1154, CR.300, BC.342, BC.312.  
BC.348, J.E.M.P. BC.624, 22 set.  
Colour Code Indicator 2/6 P.P. 6d.  
S.A.E. with all enquiries please  
Postage rates apply to U.K. only.

Mail order only to:

**Instructional Handbook Supplies**  
Dept. P.E., Talbot House, 28 Talbot Gardens  
Leeds 8

## EDUCATIONAL

**ENGINEERS.** A technical certificate or qualification will bring you security and much better pay. Elem. and adv. private postal courses for C.Eng., A.M.I.E.R.E., A.M.S.E. (Mech. & Elec.), City & Guilds, A.M.I.M.I., A.I.O.B. and G.C.E. exams. Diploma courses in all branches of Engineering—Mech., Elec., Auto, Electronics, Radio, Computers, Draughts, Building, etc. For full details write for FREE 192-page guide. **BRITISH INSTITUTE OF ENGINEERING TECHNOLOGY** (Dept. 1251C), Aldermaston Court, Aldermaston, Berks.

**GET INTO ELECTRONICS**—big opportunities for trained men. Learn the practical way with low-cost Postal Training, complete with equipment. A.M.I.E.R.E., I.T.E.B., City & Guilds, Radio, T.V. Telecoms etc. For FREE 100-page book, write Dept. 856K, **CHAMBERS COLLEGE**, College House, 29-31 Wrights Lane, Kensington, London, W.8.

## COURSES

**FULL TIME COURSES** in (a) Basic Electronics, (b) Television-Servicing. Nine month courses starting September 21 next, leading to City and Guilds certificates. Extensive laboratory work included. Full details from: Section 47/48, **SOUTHALL COLLEGE OF TECHNOLOGY**, Beaconsfield Road, Southall, Middx.

## ISLEWORTH POLYTECHNIC

### FULL-TIME COURSES IN ELECTRONICS FOR SCHOOL-LEAVERS

**ARE YOU:** between 16 and 18 years old? aiming at a career in electronics?

**HAVE YOU:** completed 5 years secondary education (preferably taking C.S.E.'s in Maths and Physics?)  
lived in the U.K. for 3 years or more?

**DID YOU KNOW:** further education, for you, is free?

One year full-time courses at Isleworth Polytechnic prepare students for the Part I Radio Television and Electronics Technician's Certificate and the Part I Telecommunication Technician's Certificate (C. and G. 434 and 49). (Also courses available for Electronics Mechanics (Part I C. and G. 433).

Write for details and application forms  
**The Head of Science and Electrical Engineering Department,**  
Isleworth Polytechnic,  
St. John's Road,  
Isleworth, Middx.

## OFFICIAL APPOINTMENTS

### LONDON BOROUGH OF EALING EDUCATION DEPARTMENT

**LABORATORY TECHNICIAN** required at Southall College of Technology as soon as possible to work in the Electronics and Television Servicing Laboratories. Experience in television/electronics servicing essential. Good trade or other relevant qualifications will be an advantage. Salary £1,055 - £1,220 inclusive (under review).

Application forms obtainable from the Registrar of the College, Beaconsfield Road, Southall, Middlesex, returnable within 14 days of appearance of this advertisement.

**P. J. COOMBER**

Town Clerk and Chief Executive Officer

## SITUATIONS VACANT

A.M.I.E.R.E., A.M.S.E. (Elec.), City & Guilds, G.C.E., etc., on "Satisfaction or Refund of Fee" terms. Wide range of Home Study Courses in Electronics, Computers, Radio, T.V., etc. 132-page Guide—FREE. Please state subject of interest. **BRITISH INSTITUTE OF ENGINEERING TECHNOLOGY** (Dept. 124K), Aldermaston Court, Aldermaston Berks.

## RECEIVERS AND COMPONENTS

### GUARANTEED TUBES AT REDUCED PRICES

We are the area stockists for Display Electronics Re-manufactured Tubes. These tubes have a complete new gun assembly, the glass is the only reconditioned part and that cannot wear out. We invite enquiries from the trade or the public. Daily 9.30-5.30. Fri. 9.30-8. closed Wednesday.

#### TELEVISION CITY

50 Richmond Road, Kingston, Surrey  
Telephone 01-546 3961 (100 yards from station)

**BRAND NEW ELECTROLYTICS** 15/16V  
0.5, 1, 2, 5, 8, 10, 20, 30, 40, 50, 100mF, 8-50.  
E12 series 5% resistors, Carbon Film  $\frac{1}{2}W$   
10Ω to 1MΩ, 1-50. Wirewound 5W 15Ω  
to 15KΩ, 100. Postage 1/-. The C.R. SUPPLY  
CO., 127, Chesterfield Rd., Sheffield, S8 0RN.

**ALIVE AND WELL** and living in Croydon. Amatronix Ltd. still going strong. Ceramic filters, transistors, amplifier packs. 2N3819 7/6, BC169 2/6. List 6d. Mail order only. 396 Seisdon Road, S. Croydon, Surrey CR2 0DE.

### BIRD ORGAN SPARES

We hold large stocks having purchased manufacturers' entire stock.

6 watt amplifier. Black cloth finish. 6" x 10" speaker. 2 inputs. Tone volume controls. Size 14" x 6 1/2" x 2 1/4". Price £14 C.W.O.

100 watts solid state amplifiers. 2, 4 and 6 input. Separate volume. Treble, bass, master controls from £83.9.6.

Mini-Lex "Leslie" type cabinet. Teak finish. Size 15" x 13 1/2" x 17 1/2" from £39.

Stop Tab units. Pedal Boards, Swell Pedals, etc. Send S.A.E. for brochures and price lists:

**E.M.C. P.E.2**

22 Norwich Road  
Bournemouth BH2 3QZ

## SITUATIONS VACANT

### UNIVERSITY OF SOUTHAMPTON INSTITUTE OF SOUND AND VIBRATION RESEARCH

Person required to help with development and operation of instrumentation systems for noise and vibration measurement, including analysis of data and routine maintenance of equipment. Salary on scale — either — £456 - £771 or £905 - £1,273 with supplementary allowances for qualifications. Please write stating date of birth, experience and qualifications and giving the names of two referees to the

Deputy Secretary

The University

Southampton SO9 5NH

quoting Ref.: PE

### JUNIOR TECHNICAL OFFICER or TECHNICIAN

required at our Hampstead Laboratories, Holly Hill, N.W.3, to assist scientists engaged on new concept of medical research of 'Human Aerodynamics'. Suitable for applicant in early 20's with some experience of workshop practice and interest in electronic instrumentation. Salary according to experience and qualifications (O.N.C./H.N.C.) on scale £759 - £1,508 p.a. Please apply quoting our reference PE 51/1 to:

**Mr. J. H. WOODCOCK**

National Institute For Medical Research

The Ridgeway, Mill Hill

London, N.W.7

Telephone 959 3666



Established 1891

## TECHNICAL TRAINING IN RADIO, TELEVISION AND ELECTRONIC ENGINEERING

First-class opportunities in Radio and Electronics await the ICS trained man. Let ICS train YOU for a well-paid post in this expanding field.

ICS courses offer the keen, ambitious man the opportunity to acquire, quickly and easily, the specialized training so essential to success. Diploma courses in Radio/TV Engineering and Servicing, Electronics, Computers, etc. Expert coaching for:

- C. & G. TELECOMMUNICATION TECHNICIANS' CERTS.
- C. & G. ELECTRONIC SERVICING.
- R.T.E.B. RADIO AND TV SERVICING CERTIFICATE.
- RADIO AMATEURS' EXAMINATION.
- P.M.G. CERTIFICATES IN RADIOTELEGRAPHY.

Examination Students coached until successful.

### NEW SELF-BUILD RADIO AND ELECTRONIC COURSES

Build your own 5-valve receiver, transistor portable, signal generator, multi-meter and valve volt meter—all under expert guidance.

**POST THIS COUPON TODAY** and find out how ICS can help YOU in your career. Full details of ICS courses in Radio, Television and Electronics will be sent to you by return mail.

MEMBER OF THE ASSOCIATION OF BRITISH CORRESPONDENCE COLLEGES

### INTERNATIONAL CORRESPONDENCE SCHOOLS

**A WHOLE WORLD  
OF KNOWLEDGE  
AWAITS YOU!**

International Correspondence Schools  
(Dept. 152), Intertext House, Stewarts Road,  
London, S.W.8.

NAME .....

Block Capitals Please

ADDRESS .....

8.70

## INSTRUMENTAL AUDIO EFFECTS

**SUPER "FUZZ" UNIT.** Connects between guitar and amplifier. Operates from 9V battery. Complete printed-circuit board assembly, built and tested. Size 3½in x 2½in x ½in. 65/- plus 2/6 carriage.

**"WAA-WAA" UNIT.** Connects between guitar and amplifier. Operates from 9V battery. Complete printed-circuit board assembly, built and tested. Size 3½in x 2½in x ½in. 65/- plus 2/6 carriage.

**CREATE "PHASE"** on your tape recordings, records, etc., unique electronic circuitry enables you to create "phase" at the turn of a knob. Just connect between pre-amp. and power-amp.

This is not waa-waa, white-noise or swish but genuine phase-shift created electronically. Input and output impedances match to 10-50k Ω. Operates from 9V battery. Complete printed-circuit assembly, built and tested. Size 4in x 2½in x ½in. 65/- plus 2/6 carriage.

**"AUTO-WAA"**. The basic "waa-waa" type amplifier concept has been made more sophisticated by automatically generating this effect with an oscillator. This removes the need for a potentiometer or foot pedal and replaces this with two controls to alter the repetition rate and duty cycle of the oscillator.

This unit can be connected between a guitar and an amplifier to provide continuous "waa-waa" effect; or between an organ keyboard and amplifier. To provide an effect similar to a "Leslie" speaker with variable speed from chorale to fast rate. Operates from 2 x 9V batteries. Complete printed-circuit assembly, built and tested. Size 4½in x 3½in x ½in. 65 plus 2/6 carriage.

Trade Enquiries invited Mail Order Only  
S.a.e. for all enquiries

## DABAR ELECTRONIC PRODUCTS

98a LICHFIELD STREET  
WALSALL, STAFFS.

### POLYESTER CAPACITORS

400V, 0.0058, 0.0047, 0.0033, 0.0022µF, 7d,  
160V, 0.01, 0.015, 0.022, 0.033, 0.047, 7d;  
0.068, 0.1, 0.15, 0.22, 10d; 0.33, 1/-;  
0.47, 1/4; 0.68, 2/-;  
Mica: 350pF, 2kV, 600pF, 240pF, 160pF,  
150pF, 100pF, 62pF, 30pF, 27pF, 22pF,  
10pF, 8.2pF, 3.3pF, 6d.

Printed circuit type: 470pF, 220pF, 50pF, 6d.  
**ELECTROLYTIC CAPACITORS**  
500µF can, 6V; 400µF, 6-4V; 320µF, 10V;  
30µF, 6V; 20µF, 6V; 8µF, 6V; 4µF, 4V, 1/-.

### RESISTORS

½W 200 Ω-2.7k, 22k, 30k, 62k, 83k, 150k, 430k;  
¼W 1k, 1.5k, 3.6k, 6.8k, 27k, 47k, 68k,  
560k, 2/d.

### TRANSISTORS

OC200, 6/-; OC201, 7/6; BCY30, 6/-; BCY31,  
7/6.  
Tested Silicon TO5 and SO2. Audio: high gain,  
4/-; medium, 2/-; low, 1/-.  
Diode IN914, 1/6. Connecting Wire, 25yd, 2/6.  
C.W.O. Post and Packing 1/6

**VALETRON**  
LINKS ROAD, LOVESTOFT

**CONNOR SIGNAL TESTER** for testing Radios, Record Player, Amplifiers, and T.V.s. Tester consists of Audio Amplifier, Multivibrator, a Detector (AM), and Test Speaker (25z). Speed up your service with a Connor Tester. Battery operated, £15, with probe leads, less battery. Post free. C.W.O. CONNOR ELECTRONICS, 43 Wade Reach, Kirby Road, Walton on Naze, Essex.

**AUDIOSCAN-HI-FI** loudspeaker systems for the home constructor, cabinet kits, new range of Peerless speakers, speaker kit systems and cross-over networks. BAF wadding and all necessary components. Free speaker fabric samples on request. Send 9d in stamps to: AUDIOSCAN, Dept. PE, 4 Princes Square, Harrogate, Yorks.

**POLYSTYRENE CAPACITORS:** 125/350V 150, 180, 330, 390, 560, 680, 820, 1,800, 2,200, 2,700, 5,600, 6,800, 8,200; 125V 18, 22, 120, 220, 1,200, 1,500, 3,300, 3,900, 0.01, 0.012, 0.015. Paper: 100V 0.0001, 0.001, 0.002, 0.005, 3/- doz. **Computer Panels:** 5-BC103, Diodes, 3/-, 4-10/-; 8-OC76, 8-OA10, 5/-; 4-OC42, 3/-; 8-OC43/GET875, 24-OA81, 7/6; 24-A1678, 550 MEE pnp. 24 Diodes 10/-; 3-OC23, 8 Diodes 10/-. Mixed Transistors on Panels 100 20/-. **Brand New Chassis:** 2-OC35, 2-OC29, 12-W.W. Resistors, 25/-. **Electrolytics:** 4,000, 60V, 7/6. Post 1/8 order. J.W.B. RADIO, 75, Hayfield Road, Salford, 6, Lancs.

## R & R RADIO

51 Burnley Road, Rawtenstall  
Rossendale, Lancs

Tel.: Rossendale 3152

### VALVES BOXED, TESTED & GUARANTEED

EFB80 3/-	PCCB4 3/-	PY81 3/6
EBF89 3/6	PCF80 3/-	PY82 3/-
ECC82 3/-	PCF82 3/6	PY800 3/6
ECL80 3/-	PCL82 4/-	PY801 3/6
EF80 1/6	PCLB3 4/-	UY91 4/6
EF85 3/-	PL36 5/-	30F5 2/6
EY86 4/-	FL81 4/-	30P12 4/6
EZ40 4/6	PL83 4/-	30C15 3/-
EBC41 4/6	PY33 5/-	50CD6G 7/6

POST, ONE VALVE 9d. TWO TO SIX 6d.  
OVER SIX POST PAID.

### BRAND NEW FULL SPECIFICATION COMPONENTS

2N706 3/-; 2N1711 6/8; 2N2906 12/-; 2N3456 10/-; 2N3703 3/3; 6F117 10/-; 5L403A 46/-; 5L702C 21/-. Sub-min. polyester capacitors: 250V; 0.0047 and 0.01µF, 11d ea., 0.022 1/- ea., 0.047 1/1 ea. High stab ½W 5% resistors 47 ohm to 10 MΩ 1/4 per 5; 5/3 per 25; 19/- per 100—your selection. Catalogues 1/- P. & P. on all orders under £2; 2/-.

**SPECIALIST ELECTRONICS Co.**  
26 York Road, Crosby, Liverpool L23 5TS

### PRINTED CIRCUIT BOARDS for P.E. PROJECTS

All boards drilled and roller tinned complete with layout drawing.

#### EXAMPLES

Marine Tachometer (May 1970) 5/- ea. Musical Stave (May 1970) 8/- ea.  
Waa-Waa pedal Vol. 4 No. 7 2/9 ea. Audio Sig. Gen. (Sine and Square on one board) Vol. 5 No. 10 8/6 ea.  
S.A.E. for List of over 36 Boards. Trade enquiries welcomed.  
**P.H. ELECTRONICS, Industrial Estate, Sandwich, Kent. Tel. 2517**

### PRINTED CIRCUITS. Capacity now available

Send artwork for quote. S.A.E. Sample 1 off. Artwork, reduction, negative, 4d. per sq in. in Fibreglass. 1/6 per sq in. including tinning. Drilling extra. FREEMANTLE, 18 Pennine Road, Millbrook, Southampton.

**OFFER.** Copper laminated ½in fibreglass. Board single-sided 4d. per sq in. Double-sided 5d. per sq in. Any size cut. Minimum order 10/- P. & P. plus 10%. FREEMANTLE, 18 Pennine Road, Millbrook, Southampton.

### CONSTRUCTOR UNITS

**R.F. Generator.** Supplied with coils, tuning cap., switch and details for wiring and calibration. Covers 150KH/z to 30MH/z. 89/6 + 3/6 p.p.

**A.F. Unit.** Osc. operates at 2 freq.s. for A.F. R.F. checks, connects as amp. for continuity checks. Dual freq. square wave o/p for audio/HIFI tests. Provides modulation for R.F. unit. 39/6 + 3/6 p.p. S.A.E. for details.

Tweed Electronics (PE), 9 The Green, Hatfield Peverel, Chelmsford, Essex

### NEW MODEL V.H.F. KIT MK2

Our latest Kit, improved design and performance plus extra Amplifier Stage, receives Aircraft, Amateurs, Mobile, Radio 2, 3, 4, etc.  
This novel little set will give you endless hours of pleasure and can be built in one evening. Powered by 9 Volt Battery, complete with easy to follow instructions and built in Jack Socket for use with Earphones or Amplifier.

Only 68/-. P. & P. Free U.K. only

Postal Orders, Cheques to:

Dept. P.E.  
Galleon Trading Co., 298A Lodge Lane  
Romford, Essex

## SILICON TRANSISTORS 1,000,000 FOR SALE

Clearance of pnp Silicon Alloy Transistors from the 25300 (TO-5) and 25320 (SO-2) range and similar to the OC200-205 and BCY30-34 series. Available only from us at a fraction of the manufacturing cost. All these devices would normally be subject to re-selection for industrial use but owing to company policy change have been made available to us surplus to requirements. Offering these transistors in varied quantities make them ideal for Amateur Electronics, Radio Hams and for experimental use in Schools, Colleges and Industry.

Supplied uncoded (no warranty by the manufacturers). But our assurance given that a minimum of 80% will be found to be good usable Silicon Alloy Transistors. Please state preference of type, i.e., TO-5 25300 or SO-2 25320.

Approximate count by weight:  
100 off—15s. (plus p. & p. 2s.)  
300 off—£1 15s. (plus p. & p. 3s.)  
500 off—£2 10s. (plus p. & p. 3s. 6d.)  
1,000 off—£4 (plus p. & p. 5s.)  
10,000 off—£35 (plus p. & p. 11s.)

Large quantities quoted for on request.

EXPORT ENQUIRIES WELCOME

All correspondence, cheques, postal orders, etc., to:

### DIOTRAN SALES

P.O. BOX 5  
63a High Street, Ware, Herts.  
Tel.: WARE 3442

## AMAZING VALUE NEW BRANDED FULL SPECIFICATION DEVICES

**Integrated Circuits complete with data:**  
GE PA234 1W Audio Amplifier 17/6  
GE PA237 2W Audio Amplifier 32/6  
Plessey SL402A Preamp. and 2W Amp. (equiv. IC10) with instructions 40/-  
GE D40C1 4W Darlington Amplifier. Very High Gain 10,000 min. 13/6  
MEL 11 Photo Darlington Amp. 9/6  
Connectors for DIL I.C.s 7/7

**High Quality low cost transistors:**  
GE N5172 1/9 MUL BF896 6/-  
ME 0412 3/9 MUL BD124 12/-  
TI 2N4059 3/6 S 2N3055 14/-

**Triacs for full wave power control:**  
RCA 40669 BA 400V 24/-  
RCA 40583 Trigger Diode 5/3

**Plastic Rectifiers for power supplies:**  
ITT 1 Amp. 4000 series  
IN4001, 50V 1/9 IN4004, 400V 2/5  
IN4002, 100V 2/- IN4005, 600V 2/9  
IN4003, 200V 2/2 IN4006, 800V 3/5  
IN4007, 1000V 4/-  
IN4820 1.5A 400V Si Rectifier 2/6  
W005 1A 50V full wave bridge Si 7/6  
PD40 2A 400V full wave bridge Si 12/6

### JEF ELECTRONICS (P.E.8)

York House, 12 York Drive, Grappenhall  
Warrington, Lancs. Mail Order Only  
C.W.O. P. & P. 1/- per order. Overseas 7/6.  
Money back if not satisfied.

### TOP PRICES PAID

for new valves and components

Write:

### KENSINGTON SUPPLIES

(B) 367 Kensington Street  
Bradford 8, Yorks.

9V 3A Transformers, suitable P.E. Model Train Controller (June). New, impregnated, 10/- including postage. F. C. STAIRS, 97a High Street, Edgware, Middx.



## ELECTRICAL

### 240 VOLT ELECTRICITY ANYWHERE



**BEST EVER 200/240 VOLT "MAINS" SUPPLY FROM 12 VOLT CAR BATTERY**  
Exclusive World Scoop Purchase. The fabulous Mk. 12D American Heavy Duty Dynamo Unit with a Massive 220 watt output and giving the most Brilliant 200/240 volt performance of all time. Marvellous for Television, Drills, Power Tools, Mains Lighting, AC Fluorescent Lighting and all 200/240 volt Universal A/C/D.C. mains equipment. Made at tremendous cost for U.S.A. Govt. by DeLco-Remy. This magnificent machine is unobtainable elsewhere. Brand New and Fully Tested. Only £5.96 + 10/6 postage. C.O.D. with pleasure, refund guarantee. Please send S.A.E. for illustrated details.

Dept. PE, SCIENTIFIC PRODUCTS  
Rear Derby Road, North Frome  
Blackpool, Lancashire

### NEW RANGE U.H.F. TV AERIALS

All U.H.F. aerials now fitted with tilting bracket and 4 element grid reflectors.

Loft Mounting Arrays, 7 element, 40"; 11 element, 47"; 19 element, 55"; 18 element, 62"; Wall Mounting with Cranked Arms, 7 element, 60"; 11 element, 67"; 14 element, 75"; 18 element, 82". Mast Mounting with 2in. clamp, 7 element, 42"; 11 element, 55"; 14 element, 62"; 18 element, 70". Chimney Mounting Arrays. Complete, 7 element, 72"; 11 element, 80"; 14 element, 87"; 18 element, 95". Complete assembly instructions with every unit. Low Loss Cable, 1.6 yd. U.H.F. Pre-amps from 75". State clearly channel number required on all orders.

### BBC - ITV AERIALS



BBC (Band 1). Loft, 25", External S.D. 30". "H", £2.15.  
ITV (Band 3). 3 element loft array, 30", 5 element, 40", 7 element, 50", Wall mounting, 3 element, 50", 5 element, 55".  
Combined BBC-ITV. Loft 25", 40", 49", 1 + 3, 50"; 1 + 7, 60"; Wall mounting 1 + 3, 60"; 1 + 5, 70"; Chimney 1 + 3, 70"; 1 + 5, 80".  
VHF transistor pre-amps, 75".

COMBINED BBC1-ITV-BBC2 AERIALS  
1 + 3 + 9, 70"; 1 + 5 + 9, 80"; 1 + 5 + 14, 90"; 1 + 7 + 14, 100". Loft mounting only.

F.M. (Band 2). Loft S.D. 17.6. "H", 35", 3 element, 57.6. External units available. Co-ax. cable, 8d. yd. Co-ax. plugs, 1.6. Outer boxes, 5". Diplexer Crossover Boxes, 17.6. C.W.O. or C.O.D. P. & P. 6/6. Send dc. stamps for illustrated lists.

CALLERS WELCOME  
OPEN ALL DAY SATURDAY

K.V.A. ELECTRONICS (Dept. P.E.)  
40-41 Monarch Parade  
London Road, Mitcham, Surrey  
01-648 4884

### 4-STATION INTERCOM



£7.5.0

Solve your communication problems with this 4-Station Transistor Intercom system (1 master and 3 Subs), in de-luxe plastic cabinets for desk or wall mounting. Call/ask/Listen from Master to Subs and Subs to Master. Ideally suitable for Business, Surgery, Schools, Hospital, Office and Home. Operates on one 9V battery. On/off switch. Volume control. Complete with 3 connecting wires each 6ft. and other accessories. P. & P. 7/6.

### MAINS INTERCOM

No batteries—no wires. Just plug in the mains for instant two-way, loud and clear communication. On/off switch and volume control with lock system. Price £11.9.6. P. & P. 8/6 extra.

### INTERCOM/BABY ALARM



3 Gns.

Same as 4-Station Intercom for two-way instant communication. Ideal as Baby Alarm and Door Phone. Complete with 6ft. connecting wire. Battery 2/6. P. & P. 4/6.



59/6

Why not boost business efficiency with this incredible De-Luxe Telephone Amplifier. Take down long telephone messages or converse without holding the handset. A useful office aid. On/off switch. Volume control. Battery 2/6 extra. P. & P. 3/6. Full price refunded if not satisfied in 7 days.

WEST LONDON DIRECT SUPPLIES (PE/3)  
189 KENSINGTON HIGH STREET, LONDON, W.8

R.C.A. 40669 8A. 400 p.i.v. Plastic Triac 21/- only.

BC184L 2/6; BC169C 3/-; 2N4058 3/6; 2N4302 11/-.

Carbon Film Resistors E12 Series 10Ω-1MΩ 5% 1/4W. Your Selection 1-12, 3d each 13 and over, 2-5d each.

Dulci 207 Stereo Amp. 7+7W o.p. £19.10s few only.

MAIL ORDER ONLY. P. & P. 1/-.

### SPECTRUM AUDIO

45 SELBORNE ROAD, LONDON, N.22

### AUDIO EFFECTS

5 SHAW LANE, HALIFAX, YORKS.

Buy with confidence and obtain the right results. Refunds without question if any of our products fail to give 100% satisfaction.

### AMATEUR BANDS ALL TRANSISTOR SUPERHET RECEIVER KIT.

No fuse, no drilling. Just fit the components on our printed circuit. Slow Motion tuning. Simple IF alignment. Perspective front panel. Push pull AF amp drives your 8-15 ohm speaker. Amp can be used separately. Designed to accept a BFO signal. Uses Denco plug in coils 2T. 0-5 to 1.54 Mhz 3T. 1-6T to 5-3 Mhz 4T. 5-0 to 15 Mhz 5T. 10-0 to 5-3 Mhz Range 3T normally supplied with kit. Uses 9 Volt battery. Easy step by step instructions. Complete Kit. £8.19.8 plus 5/6 P.P. & Ins. Extra ranges 12/- per range.

**POWER CONTROLLER.** Power at your finger tips. Not merely half wave control but full wave. A single variable control gives zero to full power. Uses latest 16 amp 3kV triac and special triggering device. Ideal for all types of lighting, fans, motors, drills, etc. Complete with box, power socket, cables, etc. In kit form with easy to follow instructions. £8.9.6. Ready built £8.4.6 plus 5/6 P.P. & Ins.

**REVERBERATION AMPLIFIER.** Self contained transistorised, battery operated. An entirely different approach to sound reproduction. Normally, sound reproduction from a single source, has a flat one dimensional effect. With this unit, proper sound delay through reverberation, tones are created with a truly third dimension for concert hall originality. Two controls adjust volume and reverberation. Simply plug microphone, guitar, etc. in, and the output into your amplifier. Supplied in a beautiful walnut cabinet 7 1/4 in x 3 in x 4 1/4 in. £10.4.0. P. P. & Ins. 4/-.

**VOX SWITCH.** This sound operated switch is ideal for mobile TX work, tape recorder switching, etc. You speak, it switches. High and medium imp. inputs. AF take off point. Drives your 12 volt relay. In kit form with full instructions 4/8. Ready built, tested and guaranteed. 6/8 post paid.

**METAPHONE UNIT.** Variable beat. Listen while you play and keep in time. Easily built, pocket size with personal mini earphone. In kit form 27/6, post paid. Ready built in an attractive polythene case, 37/6 post paid.

**MORE OSCILLATOR.** PC board, transistors, high stab. components, battery carrier, ear piece. Adjustable tone. Just attach your key. Drives phones or speaker. In kit form 17/6 post paid. Ready built in similar case as above 27/6 post paid.

**STRAIGHT FROM THE PRESS.** Latest Mullard manual: Audio Amps, FM tuners, Stereo decoder, Receiver circuits, Hi Fi, Tape, etc., etc. 32/6 post paid.

**TEXAS TRANSISTORS.** Complementary symmetry. Driver, NPN PNP output. The set of three ONLY 6/6 post paid.

### BATTERY ELIMINATORS

The ideal way of running your TRANSISTOR RADIO, RECORD PLAYER, TAPE RECORDER, AMPLIFIER, etc. Types available: 6v, 9v, 12v, 18v (single output) 39/6 each. P. & P. 2/9. 9v + 9v; 6v + 6v; or 4 1/2v + 4 1/2v (two separate outputs) 42/6 each. P. & P. 2/9. Please state output required. All the above units are completely isolated from mains by double wound transformer ensuring 100% safety.

R.C.S. PRODUCTS (RADIO) LTD.  
(Dept. P.E.), 31 Oliver Road, London, E.17

### YUKAN SELF-SPRAY

Get these air drying GREY HAMMER NOW! OR BLACK WRINKLE (CRACKLE) finishes

Yukan Aerosol spraykit contains 16 ozs. fine quality, durable easy instant spray. No stove baking required. Hammers available in grey, blue, gold, bronze. Modern Eggshel Black Wrinkle (Crackle) all as 15/11 at our counter or 16/11, carriage paid, per push-button self-spray can. Also durable, heat and water resistant Black Matt finish (12 ozs. self-spray cans only) 13/1 carriage paid.

SPECIAL OFFER: 1 can plus optional transferable snap-on trigger handle (value 5/-) for 18/11, carriage paid. Choice of 13 self-spray plain colours and primer (Motor car quality) also available. Please enclose cheque or crossed P.O. for total amount direct to.

DEPT: K/6 YUKAN, 307A, EDGWARE ROAD, LONDON, W.2

We supply many Government Departments; Municipal Authorities, Institutes and Leading Industrial Organisations—We can supply you too.

Open all day Saturday. Closed Thursday afternoons.

Other Yukan Air Drying Aerosols, 16 ozs. or 1/2 lb. can. Price includes: Zinc Chromate • Clear Lacquer • Matchless Grey Blue • Bronze and Gold.



### BUILD YOUR CIRCUITS ON VEROBOARD

—the Universal Wiring Board—obtainable from your local Retailer  
Trade enquiries to:  
**NORMAN ROSE (ELECTRICAL) LTD.**  
8 St. Chad's Place, Gray's Inn Road, London, W.C.1  
Technical enquiries to:  
**VERO ELECTRONICS LTD.**  
Industrial Estate, Chandler's Ford, Hants



# R.S.T. VALVE MAIL ORDER CO.

BLACKWOOD HALL, WELLFIELD RD., S.W.16

SPECIAL EXPRESS MAIL ORDER SERVICE

1N21	3/6	28396	5/-	BCY54	7/3	GET116	6/-	OC20	20/-
1N21B	8/-	28801	6/-	BCY60	19/-	GET118	4/-	OC22	8/-
1N23	4/-	28703	12/6	BCY70	6/-	GET119	4/-	OC23	8/6
1N85	17/6	3N143	19/-	BCZ11	6/-	GET120	6/6	OC24	9/-
1N263	10/-	A13759	4/-	BD121	19/-	GET887	8/8	OC25	7/6
1N266	10/-	AA129	5/-	BD123	22/6	GET872B	6/-	OC26	8/6
1N645	6/-	AAZ19	3/6	BD124	12/-	GET875	6/-	OC28	12/6
1N728A	4/-	AAZ13	3/6	BDY11	5/6	GET873	3/6	OC29	14/6
1N4007	4/6	AC107	5/6	BF115	5/6	GET880	8/9	OC30	8/6
18091	4/-	AC126	4/6	BF117	10/-	GET892	6/-	OC36	8/3
18113	3/-	AC127	6/-	BF167	6/6	GET885	10/-	OC36	8/6
18130	2/6	AC128	7/6	BF173	7/3	GEX35	4/6	OC38	10/3
18131	2/6	AC129	7/6	BF196	5/6	GEX44	1/6	OC41	4/6
20220	12/6	AC187	11/-	BF184	7/6	GEX941	4/6	OC42	8/6
20240	3/6	AC188	11/-	BF185	6/-	GJ3M	7/6	OC43	9/-
20301	3/6	ACV17	4/6	BF184	6/3	GJ4M	7/6	OC44	4/-
20306	8/-	ACV18	4/-	BF195	5/6	GJ5M	7/6	OC45	3/9
20371B	4/-	ACV19	5/-	BF196	5/6	HC1905	10/-	OC46	3/-
20381A	4/6	ACV20	4/6	BF197	5/6	MAT100	6/-	OC68	12/6
20408	10/-	ACT21	4/6	BFX12	5/6	MAT101	8/3	OC69	17/-
20414	6/-	ACT22	4/6	BFX13	5/6	MAT120	5/9	OC70	3/9
20417	6/-	ACT27	5/6	BFX20	12/-	MAT121	6/-	OC71	3/6
2N214	8/6	ACT28	4/6	BFX29	8/6	MJ420	22/-	OC72	4/6
2N404	6/-	ACT30	12/6	BFX36	19/6	MJ421	22/-	OC73	7/3
2N247	9/6	ACT40	4/-	BFX43	8/3	NKT128	6/-	OC74	4/6
2N607	4/6	ACT41	5/-	BFX44	8/3	NKT129	6/-	OC75	4/6
2N608	4/6	ACT44	7/6	BFX68	13/-	NKT135	5/3	OC76	3/6
2N706	3/6	AD140	8/-	BFX88A	13/6	NKT210	6/-	OC77	3/6
2N706A	3/6	AD149	12/-	BFX88	10/-	NKT212	6/4	OC78	3/6
2N708	4/-	AD150	15/-	BFX86	9/6	NKT213	6/4	OC78D	3/3
2N709	12/6	AD181	7/6	BFX87	9/6	NKT214	4/4	OC79	5/-
2N711	7/6	AF162	7/6	BFY20	12/-	NKT215	4/6	OC81	4/-
2N857	10/6	AF106	10/6	BFY21	8/6	NKT216	6/4	OC81D	3/6
2N1090	6/6	AF114	5/6	BFY24	9/6	NKT218	22/6	OC81DM	3/6
2N1091	6/6	AF115	5/6	BFY41	12/6	NKT219	6/6	OC81M	6/-
2N1131	8/6	AF116	4/6	BFY43	12/6	NKT221	5/6	OC82	3/6
2N1132	7/6	AF117	4/6	BFY43	12/6	NKT223	6/6	OC82D	3/6
2N1392	4/-	AF118	12/-	BFY51	5/6	NKT224	4/6	OC84	4/6
2N1503	4/3	AF119	4/-	BFY53	5/6	NKT227	5/6	OC84	4/9
2N1504	4/3	AF124	5/-	BFY77	12/-	NKT229	5/9	OC114	7/6
2N1905	5/-	AF125	5/-	BFY90	12/-	NKT237	7/9	OC122	12/6
2N1906	5/-	AF126	5/-	BSX47	10/-	NKT237	7/9	OC123	4/4
2N1907	5/-	AF127	4/6	BSX60	18/6	NKT238	8/9	OC139	7/6
2N1908	5/-	AF130	7/6	BSX61	12/-	NKT241	6/6	OC140	6/6
2N1909	5/-	AF173	12/6	BSY26	3/6	NKT251	4/9	OC141	12/3
2N1920	7/6	AF179	11/-	BSY27	4/6	NKT261	4/6	OC169	6/6
2N1907	6/6	AF180	12/-	BSY28	3/6	NKT274	4/9	OC170	5/6
2N1926	7/6	AF181	8/-	BSY28	3/6	NKT275	4/9	OC171	5/6
2N1990	45/-	AF182	11/6	BSY28	3/6	NKT277	4/9	OC200	5/6
2N2147	16/6	AFY19	22/6	BSY79	10/-	NKT403	9/9	OC201	8/6
2N2148	12/-	AFZ11	6/-	BSY92	10/-	NKT404	12/6	OC202	8/6
2N2160	14/6	AFZ12	6/6	BSY83	11/-	NKT678	6/-	OC203	6/6
2N2193	5/6	ASX26	5/6	BSY84	12/-	NKT713	7/6	OC204	5/6
2N2287	20/6	ASX27	7/6	BSY95A	3/6	NKT772	6/-	OC205	9/-
2N2297	6/6	ASX30	5/3	BY100	4/6	NKT777	7/6	OC206	14/6
2N2369A	5/6	ASX38	5/6	BY121	5/-	NKT801	13/3	OC297	7/6
2N2410	10/6	ASX38	5/6	BYZ11	5/-	078B	7/6	OC490	6/-
2N2411	6/6	ASX50	5/-	BYZ11N	7/6	OA5	3/6	OCF71	20/-
2N2412	6/6	ASX51	7/6	BYZ12	6/-	OA10	5/-	P8144	4/6
2N2483	6/6	ASX52	4/9	BYZ14	27/6	OA47	9/-	S9195	6/-
2N2484	7/6	ASX54	4/9	BYZ15	35/-	OA70	1/6	SAC40	6/-
2N2646	11/6	ASX76	6/-	BYZ18	17/-	OA71	2/-	SPT308	7/6
2N2696	6/6	ASX76	5/-	BYZ18	17/-	OA73	2/-	SJ062F	7/6
2N2965	12/-	ASX86	6/6	BYZ18	17/-	OA74	4/-	ST722A	5/-
2N2904	7/6	ASZ17	13/6	CB1	6/-	OA79	1/6	ST7231	12/6
2N2904A	8/-	ASZ20	7/3	CB849	37/6	OA85	1/6	SK48	4/6
2N2906	7/6	ASZ23	7/6	CS105	67/6	OA85	4/6	SK68UH	5/6
2N2907	8/6	ASZ23	19/6	CV101	6/-	OA85	4/6	SK821	7/6
2N2929	3/6	AUY10	19/6	CV253	20/6	OA85	1/6	SK83UC	10/-
2N2924	4/6	BC107	3/6	CV2164	32/6	OA85	1/6	SK880T	4/6
2N3014	7/6	BC108	3/6	CV2165	32/6	OA200	2/-	SK634WK	8/-
2N3054	11/-	BC109	3/6	CV2379	10/6	OA202	2/-	EX753	15/-
2N3055	14/6	BC112	6/3	CV2823	6/6	OA210	6/6	GZ33C	12/-
2N3705	4/6	BC118	11/6	CV3101	6/-	OA211	10/-	V1610P	18/-
2N3706	4/6	BC118	11/6	CV3102	10/-	OA220	11/-	V1610P	15/-
2N3707	4/6	BC118	11/6	CV3108	8/6	OA220	11/-	V30201P	9/6
2N3708	4/6	BC121	4/-	CV7108	76/-	OA202	7/6	XA122	6/-
2N3709	4/6	BC122	4/-	CV7188	39/-	OA210	6/6	XA124	4/-
2N3710	4/6	BC125	13/-	CV7312	10/-	OA210	6/6	XA142	5/-
2N3710	4/6	BC125	13/-	CV7324	10/-	OA220	10/-	XA143	5/-
2N3919	8/-	BC140	11/-	CV7341	6/-	OA220	10/-	XA162	5/6
2N3920	20/-	BC145	15/-	CV7347	4/-	OA222	9/6	XB101	8/6
2N3923	17/-	BC147	4/9	CV7301	12/6	OA224	9/6	XB121	8/6
2N3900	10/6	BC148	5/6	D246	7/6	OA224	7/6	XK905	5/-
2N3900A	11/-	BC148	5/6	D246	7/6	OA243	4/6	XK819	8/6
2N5027	10/6	BC157	4/-	DD007	8/-	OA210	6/6	XA162	5/6
2N5028	11/6	BC160	12/6	DD008	7/6	OA222	9/6	XB101	8/6
2N5307	7/6	BCY31	6/-	GD3	6/6	OA224	9/6	XB121	8/6
2N5308	7/6	BCY32	7/6	GD4	7/-	OA224	7/6	XK905	5/-
2N5309	11/-	BCY33	8/6	GD5	6/6	OA243	4/6	XK819	8/6
28005	14/-	BCY34	5/-	GD6	6/-	OA246	4/6	Z2A93C	8/-
28013	15/-	BCY38	5/6	GD8	5/-	OA290	9/-	ZR24	12/6
28013A	18/6	BCY39	7/-	GET102	5/-	OC16	15/-	Z83A	6/-
28301	12/6	BCY40	7/6	GET113	5/-	OC18T	16/6	ZT21	6/-
28304	9/-	BCY42	3/-	GET114	4/-	OC19	8/6	ZT43	5/-

TRANSISTORS (POSTAGE, PACKING & INSURANCE) 1/3 PER ORDER

SEND S.A.E. FOR LIST OF 3,000 TYPES—VALVES, TUBES AND TRANSISTORS


TERMS C.W.O. no C.O.D. OPEN DAILY TO CALLERS Mon.—Sat. 9 a.m.—5.30 p.m. Closed Sat. 1.30 p.m.—2.30 p.m. Tel. 01-769 0199/1649

# newbury SOUND EQUIPMENT

## 20 Watts RMS for 86/-

+ 2/6 p.p. FREE ON TWO MODULES

THE 6TS POWER AMPLIFIER WITH INTEGRAL PRE-AMPLIFIER USES THE LATEST R.C.A. PLASTIC OUTPUT TRANSISTORS—ENABLING OUTPUTS OF 25 WATTS MUSIC TO BE OBTAINED FROM A 3 1/2" x 2 1/2" (9.5cm x 6.6cm) CIRCUIT BOARD—RECOMMENDED FOR ECONOMY HI-FI, P.A. APPLICATION OR GUITAR AMPLIFIERS.



- 10-30,000 Hz @ 10 Watts ± 1dB.
- Distortion 0.25% typical at 15 Watts.
- Power gain 80dB.
- 35 Volt operation.
- Load Impedances 3-15 ohms.
- Six Transistor, two Diodes.
- Top quality components throughout.

POWER AMPLIFIER 3T1 19/6  
500mW for 40mV input 35-45,000 Hz  
ORGAN MODULE 3T1 17/6  
With act as Oscillator or Divider up to 8,000 Hz  
MULTI-PURPOSE PRE-AMPLIFIER 19/6  
9-24V gain variable to 40 dB  
DUAL VOLTAGE PRE-AMPLIFIER 17/6  
9-24V, 200-500V 28 dB gain.

POST & PACKAGE 1/-

ALL THESE MODULES ARE ENCAPSULATED AND WILL MOUNT ON VEROBARD

ALL NEWBURY MODULES ARE DESIGNED TO BE INTERCONNECTED WITH EASE  
NEWBURY SOUND EQUIPMENT, 21 LANCASTER CT. LANCASTER AVENUE, S.E.27

We welcome your application problems, but please send an S.A.E. with your enquiry.

## BAKER 12in. MAJOR £9

The remarkable quality and performance of the "Major" makes possible truly brilliant and rich sound from a single loudspeaker. It recreates the entire musical spectrum from 30 to 14,500 c.p.s. The unit consists of the latest double cone, woofer and tweeter cone together with a special BAKER CERAMIC magnet assembly having a flux density of 14,000 gauss and a total flux of 145,000 Maxwells. Bass resonance 45 c.p.s. For Hi-Fi or P.A. Rated 20 watts. Voice coils available 3 or 8 or 15 ohms.

Major Module 30-17,000 cps with tweeter, crossover, baffle 19 x 12 1/2 in. and instructions. £11.10.0

Send 4d Stamp for Further Details  
Bensham Manor Road Passage, Thornton Heath, Surrey. 01-684-1665

**Baker Reproducers Ltd**

## Build the "COLT" in only 15 hours

By using our factory-made, fully tested units

- ★ Suited to all kinds of music
- ★ Internal 10 watt amplifier and loudspeaker
- ★ Uses latest integrated circuits
- ★ 49-notes, 8 stops, glide, vibrato, etc.
- ★ All units available separately

Price £82.10.0 complete (terms available)  
Other models out shortly

**Harmonics** (Bromley) Ltd.  
Clarion Works, Napier Road, Bromley, Kent. 01-460 2122

# VALUABLE NEW HANDBOOK FREE TO AMBITIOUS ENGINEERS

Have you had your copy of "Engineering Opportunities"?

The new edition of "ENGINEERING OPPORTUNITIES" is now available—without charge—to all who are anxious for a worthwhile post in Engineering. Frank, informative and completely up to date, the new "ENGINEERING OPPORTUNITIES" should be in the hands of every person engaged in any branch of the Engineering industry, irrespective of age, experience or training.

## On 'SATISFACTION OR REFUND OF FEE' terms

This remarkable book gives details of examinations and courses in every branch of Engineering, Building, etc., outlines the openings available and describes our Special Appointments Department.

## WHICH OF THESE IS YOUR PET SUBJECT?

**ELECTRONIC ENG.**  
Advanced Electronic Eng.—  
Gen. Electronic Eng.—  
Applied Electronics—  
Practical Electronics—  
Radar Tech.—  
Frequency Modulation—  
Transistors.

**RADIO & T.V. ENG.**  
Advanced Radio—  
General Radio—  
Radio & TV Servicing—  
TV Engineering—  
Telecommunications—  
Sound Recording—  
Automation—  
Practical Radio—  
Radio Amateurs' Examination.

**ELECTRICAL ENG.**  
Advanced Electrical Eng.—  
General Electrical Eng.—  
Installations—  
Draughtsmanship—  
Illuminating Eng.—  
Refrigeration—  
Elem. Elec. Science—  
Elec. Supply—  
Mining Elec. Eng.

**MECHANICAL ENG.**  
Advanced Mechanical Eng.—  
Gen. Mech. Eng.—  
Maintenance Eng.—  
Diesel Eng.—  
Press Tool Design—  
Sheet Metal Work—  
Welding Eng.—  
Pattern Making—  
Inspection—  
Draughtsmanship—  
Metallurgy—  
Production Eng.

**CIVIL ENG.**  
Advanced Civil Eng.—  
General Civil Eng.—  
Municipal Eng.—  
Structural Eng.—  
Sanitary Eng.—  
Road Eng.—  
Hydraulics—  
Mining—  
Water Supply—  
Petrol Tech.

**AUTOMOBILE ENG.**  
Advanced Automobile Eng.—  
General Auto. Eng.—  
Auto. Maintenance—  
Repair—  
Auto. Diesel Maintenance—  
Auto. Electrical Equipment—  
Garage Management.

WE HAVE A WIDE RANGE OF COURSES IN OTHER SUBJECTS INCLUDING CHEMICAL ENG., AERO ENG., MANAGEMENT, INSTRUMENT TECHNOLOGY, WORKS STUDY, MATHEMATICS, ETC.

Which qualification would increase your earning power?  
A.M.I.E.R.E., B.Sc.(Eng.), A.M.S.E., A.M.I.P.E., A.M.I.M.I., A.R.I.B.A., A.I.O.B., A.M.I.Ex., A.R.I.C.S., M.R.S.H., A.M.I.E.D., A.M.I.Mun.E., C.ENG., CITY & GUILDS, GEN. CERT. OF EDUCATION, ETC.

BRITISH INSTITUTE OF ENGINEERING TECHNOLOGY  
316A, ALDERMASTON COURT, ALDERMASTON, BERKSHIRE

## THIS BOOK TELLS YOU

- ★ HOW to get a better paid, more interesting job.
- ★ HOW to qualify for rapid promotion.
- ★ HOW to put some letters after your name and become a key man . . . quickly and easily.
- ★ HOW to benefit from our free Advisory and Appointments Depts.
- ★ HOW you can take advantage of the chances you are now missing.
- ★ HOW, irrespective of your age, education or experience, YOU can succeed in any branch of Engineering.

164 PAGES OF EXPERT CAREER - GUIDANCE

### PRACTICAL EQUIPMENT

Basic Practical and Theoretical Courses for beginners in Electronics, Radio, T.V., Etc., A.M.I.E.R.E. City & Guilds Radio Amateurs' Exam. R.I.E.B. Certificate P.M.G. Certificate Practical Electronics Electronics Engineering Practical Radio Radio & Television Servicing Automation

### INCLUDING TOOLS

The specialist Electronics Division of B.I.E.T. NOW offers you a real laboratory training at home with practical equipment. Ask for details.

## B.I.E.T.

You are bound to benefit from reading "ENGINEERING OPPORTUNITIES"—send for your copy now—FREE and without obligation.



## POST COUPON NOW!

TO B.I.E.T. 316A, ALDERMASTON COURT, ALDERMASTON, BERKSHIRE.

Please send me a FREE copy of "ENGINEERING OPPORTUNITIES." I am interested in (state subject, exam., or career).

NAME .....

ADDRESS .....

WRITE IF YOU PREFER NOT TO CUT THIS PAGE

THE B.I.E.T. IS THE LEADING INSTITUTE OF ITS KIND IN THE WORLD


Published approximately on the 15th of each month by IPC Magazines Ltd., Fleetway House, Farringdon Street, London, E.C.4. Printed in England by The Chapel River Press, Andover, Hants. Sole Agents for Australia and New Zealand—Gordon & Gotch (Asia) Ltd.; South Africa—Central News Agency Ltd.; Rhodesia and Zambia—Kingstons Ltd.; East Africa—Stationery and Office Supplies Ltd. Subscription Rate (including postage): For one year to any part of the world £2 5s. 6d. Practical Electronics is sold subject to the following conditions, namely, that it shall not, without the written consent of the Publishers first given, be lent, resold, hired out or otherwise disposed of by way of Trade at more than the recommended selling price shown on the cover, and that it shall not be lent, resold or hired out or otherwise disposed of in a mutilated condition or in any unauthorised cover by way of Trade, or affixed to or as part of any publication or advertising, literary or pictorial matter whatsoever.

# HENRY'S RADIO LTD. ENGLAND'S LEADING COMPONENT AND EQUIPMENT CENTRES

## COMPLETE STEREO SYSTEM FOR £39.10.0

HENELEC 5-5 STEREO AMPLIFIER. Inputs for ceramic cartridge, AUX/Tuner. Output for 8 to 15 ohms speakers. Silver with black and wood finish. British made. Size 12½in x 3½in x 6½in. Fitted headphone socket.

Complete system comprises 5-5 amplifier, Garrard 3000 or model 50 with 9TAHC diamond cartridge, Pair E.M.I. 10W speakers, twin tweeters and crossover with polished wood cabinets 18in x 11in x 7in. Also plinth and cover.

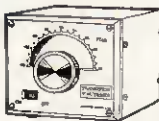


- Complete stereo system (Ret. Price £50), £39.10.0, p.p. 20/-.
- Amplifier only, £13.19.6, p.p. 7/6.
- TE1035 recommended stereo phones, 39/6.

## BUILD THIS VHF FM TUNER

5 MULLARD TRANSISTORS 300kc/s BANDWIDTH. PRINTED CIRCUIT, HIGH FIDELITY REPRODUCTION. MONO AND STEREO. A popular VHF FM Tuner for quality and reception of mono and stereo. There is no doubt about it—VHF FM gives the REAL sound. All parts sold separately.


**PARTS TOTAL COST** DECODER £5.19.6.  
£6.19.6, ASK FOR (FOR STEREO)  
BROCHURE No. 3. P.P. 3/6.



New printed circuit design with full power output. Fully tuneable on both MW/LW bands. 7 Mullard transistors. Fitted 5in speaker. Room filling power. Easy to build with terrific results. Two colour leathercloth cabinets with silvered fronts. All local and continental stations. Complete detailed instructions.

Total cost £6.19.6, p.p. 6/6.

**BUILD YOURSELF A QUALITY RADIO**



Ask for Leaflet No. 1.

## SINCLAIR EQUIPMENT

Z30, 75/- each; stereo 60, £8.10.0; PZ5, 79/6; PZ6, £6.19.6; Z50, £5.9.6; PZ8, £5.19.6. Two of Z30, stereo 60, PZ5 (usually £23.10.0) £19, or with PZ6 in place of PZ5, £21.

### SPECIAL OFFER

Complete range of amplifiers and preamplifiers in stock. All detailed in catalogue above.

## TEST EQUIPMENT FOR YOUR HOME



AF105 50kV multimeter (illus.), price £8.10.0, p.p. 3/6; leather case, 28/6. 7  
200H 20kV multimeter, price £3.17.6, p.p. 3/-; case, 12/6.  
TE20D R.F. Generator (illus.), price £15, p.p. 7/6.  
TE22D Matching Audio Generator, price £17, p.p. 7/6.  
TE65 Valve Voltmeter, price £17.10.0, p.p. 7/6.  
Full details and complete range in catalogue.



## SLIM POCKET TEST GEAR

- SIGNAL INJECTOR 35/-, p.p. 1/6
- SIGNAL TRACER 29/6, p.p. 1/6

**NEW** World's lowest cost Stereo Magnetic Cartridge. O/P 7mV. 20cs-20kc/s, Diamond Stylus—Recommended. 79/6 p.p. 2/6

## HI-FI equipment to suit EVERY POCKET



**FREE** STOCK LIST NO. 16/17 ON REQUEST

Choose from 100 complete stereo systems—complete range of individual units also in stock. Demonstrations all day.

## 100 STEREO SYSTEMS

### LOW CASH AND CREDIT/HP PRICES

(Credit terms from £30 purchase—callers only)



## HENRY'S LATEST CATALOGUE

NEW PRINT—NOW 350 PAGES

- ★ COMPONENTS, TESTGEAR
  - ★ EQUIPMENT, MODULES
  - ★ SPECIAL OFFERS, ETC.
- EVERYTHING FOR THE CONSTRUCTOR**

Complete with 10/- value discount vouchers for use with purchase. Price 7/6, p.p. 2/-.

WHY NOT SEND AWAY TODAY?



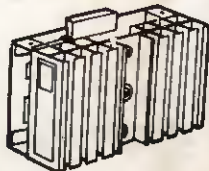
## NEW! 25W and 50W RMS SILICON AMPLIFIERS

LOOK AT THE SPECIFICATIONS:

- 0.3% distortion at full power.
- -1dB 11cs to 40kc/s at full power.
- Response -1dB 11cs-100kc/s.

PA25—10 silicon transistors; differential input; 25W r.m.s. into 8 ohms, 400mV input. Size only 5in x 3in x 2in. Four-hole fixing.

Supplied with edge connector and harness. PA50—12 transistor version, 50W r.m.s. into 3-4 ohms. MU442—power supply for one or two PA25 or one PA50. ● PA25, £7.10.0. ● PA50, £9.10.0. ● MU442, £6.



## NEW! STEREO FET SELF-POWERED PREAMPLIFIER

MODEL FET 154 STEREO. Inputs for pickup (mag. etc). Tuner/Aux. Tape in and out. Response 20cs to 30kc/s. Output adjustable up to 1 volt. Mains operated stabilised supply. Slim design. Size 12" x 5" x 12". Price £16.10.0.

NO SOLDERING—JUST PLUG CONNECTORS

## YOU CAN SAVE 25% brand new GARRARD (post 7/6).


SP25 Mk. II £11.9.6; AP75, £16.19.6; SL65B £14.19.6; SL72B, £23; A70 Mk. II, £11.19.6. SPECIAL—Above with sonotone 9TAHC diam., add £2; with magnetic, add 70/-; with Goldring G800, add £8.10.0. Also—Fitted with 9TAHC diamond, Model 50, £8.10.0; 3000LM, £9.15.0. Plinths/covers: Standard, 99/6, p.p. 4/6; Deluxe, £8.10.0, p.p. 6/-; SL72B type, £8.10.0, p.p. 6/- (Not for A70).



## SCOOP—New ¼ TRACK TAPE DECKS

British made 3-speed mains-operated tape machine. Fitted Marriotte XRPS17 and XES11 ¼in track heads. Piano key operation. Designed for the home constructor. Operates with up to 7in spools vertically or horizontally. Size 13in x 10in x 5in.

PRICE £13.19.6, p.p. 10/6.




## ELECTRONIC ORGANS

- ★ MODERN ALL BRITISH TRANSISTORISED DESIGNS AVAILABLE AS KITS OR READY BUILT
- ★ TEAK VENEERED CABINETS FOR ALL MODELS
- ★ 49 NOTE, 61 NOTE, SINGLE MANUAL DESIGNS ALSO TWO 49 MANUAL NOTE
- ★ KITS AVAILABLE IN SECTIONS AS REQUIRED
- ★ HP and CREDIT SALE FACILITIES.

## ★ FREE 16-PAGE BROCHURE

Covering organs in kit form and ready built—write or phone to ORGAN DEPT. Ask for Peter Elvins.



# HENRY'S RADIO LTD.

Mail Order Dept. Electronic Components and Equipment, and Electronic Organ Dept.  
303 EDGWARE ROAD, LONDON W2.  
Telephone: 01-723 1008/9  
Open Mon-Sat, 9am-5pm, Thurs, 9am-1pm

High Fidelity and Audio Centre  
309 EDGWARE ROAD, LONDON W2.  
Telephone: 01-723 6963  
Open all day Saturday.