

# ALLIED ELECTRONICS DATA HANDBOOK

*Written and Compiled by the  
Publications Division*  
ALLIED RADIO CORPORATION  
*Under the Direction of*  
EUGENE CARRINGTON

FIFTH EDITION  
Eighth Printing, August 1969

Library of Congress  
Catalog Card No.: 66-19667

*Published by*  
ALLIED RADIO CORPORATION  
100 North Western Avenue  
Chicago, Ill. 60680, U. S. A.

Printed in U.S.A. Copyright 1966 by Allied Radio Corp.

## FOREWORD

---

*Allied Radio Corporation* has long recognized the need for a comprehensive and condensed handbook of formulas and data most commonly used in electronics. It was felt also that such a book should serve only as a source of information and reference and that attempts to teach or explain the basic principles involved should be left to classroom instruction and to the publications written for this distinct purpose.

The *Electronics Data Handbook*, therefore, consists of formulas, tables, charts and data. Every effort has been made to present this information clearly and to arrange it in a convenient manner for instant reference. All material was carefully selected and prepared by *Allied's* technical staff to serve the requirements of the various groups in the electronics field. It is hoped that our objectives have been successfully attained and that this *Handbook* will serve as:

- (1) A valuable adjunct to classroom study and laboratory work for the student and instructor;
- (2) A dependable source of information for the beginner, experimenter and set builder;
- (3) A reliable guide for the service engineer and maintenance man in his everyday work;
- (4) A time-saving and practical reference for the radio amateur, technician and engineer, both in the laboratory and in the field of operations.

The publishers are indebted to the McGraw-Hill Book Company, Inc., for their permission to use material selected from "*Basic Mathematics for Electronics*" by Nelson M. Cooke. *Allied* also takes this opportunity to thank those manufacturers who so generously permitted our use of current data prepared by their engineering personnel.

ALLIED RADIO CORPORATION

# TABLE OF CONTENTS

<b>Fundamental Mathematical Data</b>	
Mathematical Constants . . . . .	4
Mathematical Symbols . . . . .	4
Decimal Parts of an Inch . . . . .	4
Fundamental Algebraic Formulas . . . . .	5
Greek Alphabet Designations . . . . .	88
<b>Decibel Tables, Attenuators and Matching Pads</b>	
Decibels, Fundamental Formulas . . . . .	5
DB Expressed in Watts and Volts . . . . .	5
Decibel-Voltage, Current and Power Ratio Table . . . . .	6
Table of Values for Attenuator Network Formulas . . . . .	7
Attenuator Network Formulas . . . . .	8-9
Minimum Loss Pads . . . . .	10
<b>Most Used Radio and Electronic Formulas</b>	
70-Volt Loud-Speaker Matching Formulas . . . . .	11
Resistance . . . . .	12
Capacitance . . . . .	12
Inductance . . . . .	12-13
Reactance . . . . .	13
Resonance . . . . .	13
Frequency and Wavelength . . . . .	13
"Q" Factor . . . . .	14
Impedance . . . . .	14-16
Conductance . . . . .	17
Susceptance . . . . .	17
Admittance . . . . .	17
Transient I and E in LCR Circuits . . . . .	18-19
Steady State Current Flow . . . . .	19
Transmission Line Formulas . . . . .	20
Capacitance of a Vertical Antenna . . . . .	20
Trigonometric Relationships . . . . .	21-23
Vacuum Tube Formulas and Symbols . . . . .	24
Peak, R.M.S., and Average Volts and Current . . . . .	24-25
Transistors—Basic Formulas, Symbols and Circuits . . . . .	26-29
D-C Meter Formulas . . . . .	30-31
Ohm's Law for A-C and D-C Circuits . . . . .	32-33
<b>Engineering and Servicing Data</b>	
R-F Coil Winding Formulas . . . . .	34
Wire Table . . . . .	35
R-F Coil Winding Data Chart . . . . .	36-37
Inductance, Capacitance, Reactance Charts . . . . .	37-40
Metric Relationships . . . . .	41-43
How to Use Logarithms . . . . .	44-46
Directly Interchangeable Tubes . . . . .	47-70
Pilot Lamp Data . . . . .	71-72
EIA and Military Codes for Resistors and Capacitors . . . . .	73-79
EIA Color Codes for Chassis Wiring . . . . .	80-82
Amateur Radio Bands . . . . .	83
T-V Channel Frequencies . . . . .	84-86
Recording-Tape Playing Time . . . . .	87
Abbreviations and Letter Symbols . . . . .	89
Schematic Symbols . . . . .	90-91
<b>Mathematical Tables</b>	
Powers, Roots and Reciprocals . . . . .	92-101
Common Logarithms . . . . .	102-103
Sines, Cosines, Tangents . . . . .	104-109
<b>Allied Publications</b> . . . . .	110-111
<b>Index</b> . . . . .	112

**Mathematical Symbols**

- × or · Multiplied by
- ÷ or : Divided by
- + Positive. Plus. Add
- Negative. Minus. Subtract
- ± Positive or negative. Plus or minus
- + Negative or positive. Minus or plus
- = or :: Equals
- ≡ Identity
- ≈ Is approximately equal to
- ≠ Does not equal
- > Is greater than
- ≫ Is much greater than
- < Is less than
- ≪ Is much less than
- ≥ Greater than or equal to
- ≤ Less than or equal to
- ∴ Therefore
- ∠ Angle
- Δ Increment or Decrement
- ⊥ Perpendicular to
- ∥ Parallel to
- |n| Absolute value of n

**Mathematical Constants**

- $\pi = 3.14$
- $2\pi = 6.28$
- $(2\pi)^2 = 39.5$
- $4\pi = 12.6$
- $\pi^2 = 9.87$
- $\frac{\pi}{2} = 1.57$
- $\frac{1}{\pi} = 0.318$
- $\frac{1}{2\pi} = 0.159$
- $\frac{1}{\pi^2} = 0.101$
- $\frac{1}{\sqrt{\pi}} = 0.564$
- $\sqrt{\pi} = 1.77$
- $\sqrt{\frac{\pi}{2}} = 1.25$
- $\sqrt{2} = 1.41$
- $\sqrt{3} = 1.73$
- $\frac{1}{\sqrt{2}} = 0.707$
- $\frac{1}{\sqrt{3}} = 0.577$
- $\log \pi = 0.497$
- $\log \frac{\pi}{2} = 0.196$
- $\log \pi^2 = 0.994$
- $\log \sqrt{\pi} = 0.248$

**Decimal Inches**

- Inches × 2.540 = Centimeters
- Inches × 1.578 × 10<sup>-5</sup> = Miles
- Inches × 10<sup>3</sup> = Mils

Inches		Decimal Equivalent	Millimeter Equivalent
1/64	1/32	.0156 .0313	0.397 0.794
3/64	1/16	.0469 .0625	1.191 1.588
5/64	3/32	.0781 .0938	1.985 2.381
7/64	1/8	.1094 .1250	2.778 3.175
9/64	5/32	.1406 .1563	3.572 3.969
11/64	3/16	.1719 .1875	4.366 4.762
13/64	7/32	.2031 .2188	5.159 5.556
15/64	1/4	.2344 .2500	5.953 6.350
17/64	9/32	.2656 .2813	6.747 7.144
19/64	5/16	.2969 .3125	7.541 7.937
21/64	11/32	.3281 .3438	8.334 8.731
23/64	3/8	.3594 .3750	9.128 9.525
25/64	13/32	.3906 .4063	9.922 10.319
27/64	7/16	.4219 .4375	10.716 11.112
29/64	15/32	.4531 .4688	11.509 11.906
31/64	1/2	.4844 .5000	12.303 12.700
33/64	17/32	.5156 .5313	13.097 13.494
35/64	9/16	.5469 .5625	13.891 14.287
37/64	19/32	.5781 .5938	14.684 15.081
39/64	5/8	.6094 .6250	15.478 15.875
41/64	21/32	.6406 .6563	16.272 16.669
43/64	11/16	.6719 .6875	17.067 17.463
45/64	23/32	.7031 .7188	17.860 18.258
47/64	3/4	.7344 .7500	18.635 19.049
49/64	25/32	.7656 .7813	19.446 19.842
51/64	13/16	.7969 .8125	20.239 20.636
53/64	27/32	.8281 .8438	21.033 21.430
55/64	7/8	.8594 .8750	21.827 22.224
57/64	29/32	.8906 .9063	22.621 23.018
59/64	15/16	.9219 .9375	23.415 23.812
61/64	31/32	.9531 .9688	24.209 24.606
63/64	1.0	.9844 1.0000	25.004 25.400

## Algebra

### Exponents and Radicals

$$a^x \times a^y = a^{(x+y)}, \quad \frac{a^x}{a^y} = a^{(x-y)}$$

$$(ab)^x = a^x b^x, \quad \left(\frac{a}{b}\right)^x = \frac{a^x}{b^x}$$

$$\sqrt[x]{\frac{a}{b}} = \frac{\sqrt[x]{a}}{\sqrt[x]{b}}, \quad a^{-x} = \frac{1}{a^x}$$

$$(a^x)^y = a^{xy}, \quad \sqrt[x]{y\sqrt{a}} = \sqrt[x]{y} \sqrt[x]{a}$$

$$\sqrt[x]{ab} = \sqrt[x]{a} \sqrt[x]{b}, \quad a^{\frac{x}{y}} = \sqrt[y]{a^x}$$

$$a^{\frac{1}{x}} = \sqrt[x]{a}, \quad a^0 = 1$$

### Solution of a Quadratic

Quadratic equations in the form

$$ax^2 + bx + c = 0$$

may be solved by the following:

$$x = \frac{-b \pm \sqrt{b^2 - 4ac}}{2a}$$

### Transposition of Terms

$$\text{If } A = \frac{B}{C}, \text{ then } B = AC, \quad C = \frac{B}{A}$$

$$\text{If } \frac{A}{B} = \frac{C}{D}, \text{ then } A = \frac{BC}{D}$$

$$B = \frac{AD}{C}, \quad C = \frac{AD}{B}, \quad D = \frac{BC}{A}$$

$$\text{If } A = \frac{1}{D\sqrt{BC}}, \text{ then } A^2 = \frac{1}{D^2 BC}$$

$$B = \frac{1}{D^2 A^2 C}, \quad C = \frac{1}{D^2 A^2 B}, \quad D = \frac{1}{A\sqrt{BC}}$$

$$\text{If } A = \sqrt{B^2 + C^2}, \text{ then } A^2 = B^2 + C^2,$$

$$B = \sqrt{A^2 - C^2}, \quad C = \sqrt{A^2 - B^2}$$

## Decibels

The number of db by which two power outputs  $P_1$  and  $P_2$  (in watts) may differ, is expressed by

$$10 \log \frac{P_1}{P_2};$$

or in terms of volts,

$$20 \log \frac{E_1}{E_2};$$

or in current,

$$20 \log \frac{I_1}{I_2}$$

While power ratios are independent of source and load impedance values, voltage and current ratios in these formulas hold true only when the source and load impedances  $Z_1$  and  $Z_2$  are equal. In circuits where these impedances differ, voltage and current ratios are expressed by,

$$db = 20 \log \frac{E_1 \sqrt{Z_2}}{E_2 \sqrt{Z_1}} \quad \text{or,} \quad 20 \log \frac{I_1 \sqrt{Z_1}}{I_2 \sqrt{Z_2}}$$

### DB Expressed in Watts & Volts

DB*	Above Zero Level		Below Zero Level	
	Watts	Volts	Watts	Volts
0	0.0010	0.775	$1.00 \times 10^{-3}$	0.7746
1	0.0013	0.869	$7.94 \times 10^{-4}$	0.6904
2	0.0016	0.975	$6.31 \times 10^{-4}$	0.6153
3	0.0020	1.094	$5.01 \times 10^{-4}$	0.5483
4	0.0025	1.227	$3.98 \times 10^{-4}$	0.4888
5	0.0032	1.377	$3.16 \times 10^{-4}$	0.4356
6	0.0040	1.545	$2.51 \times 10^{-4}$	0.3883
7	0.0050	1.734	$2.00 \times 10^{-4}$	0.3460
8	0.0063	1.946	$1.59 \times 10^{-4}$	0.3084
9	0.0079	2.183	$1.26 \times 10^{-4}$	0.2748
10	0.0100	2.449	$1.00 \times 10^{-4}$	0.2449
11	0.0126	2.748	$7.94 \times 10^{-5}$	0.2183
12	0.0159	3.084	$6.31 \times 10^{-5}$	0.1946
13	0.0200	3.460	$5.01 \times 10^{-5}$	0.1734
14	0.0251	3.882	$3.98 \times 10^{-5}$	0.1545
15	0.0316	4.356	$3.16 \times 10^{-5}$	0.1377
16	0.0398	4.888	$2.51 \times 10^{-5}$	0.1228
17	0.0501	5.483	$2.00 \times 10^{-5}$	0.1095
18	0.0631	6.153	$1.59 \times 10^{-5}$	0.0975
19	0.0794	6.904	$1.26 \times 10^{-5}$	0.0869
20	0.1	7.746	$10^{-5}$	$7.75 \times 10^{-2}$
30	1.0	24.493	$10^{-6}$	$2.45 \times 10^{-2}$
40	10.0	77.460	$10^{-7}$	$7.75 \times 10^{-3}$
50	$10^2$	244.93	$10^{-8}$	$2.45 \times 10^{-3}$
60	$10^3$	774.60	$10^{-9}$	$7.75 \times 10^{-4}$
70	$10^4$	2,449.0	$10^{-10}$	$2.45 \times 10^{-4}$
80	$10^5$	7,746.0	$10^{-11}$	$7.75 \times 10^{-5}$
90	$10^6$	24,493.0	$10^{-12}$	$2.45 \times 10^{-5}$
100	$10^7$	77,460.0	$10^{-13}$	$7.75 \times 10^{-6}$

\*Zero db = 1 milliwatt into a 600 ohm load. Power ratios hold for any impedance, but voltages must be referred to an impedance load of 600 ohms.

Decibel—Voltage, Current and Power Ratio Table

-		DB	+		-		DB	+	
Voltage or Current Ratio	Power Ratio		Voltage or Current Ratio	Power Ratio	Voltage or Current Ratio	Power Ratio		Voltage or Current Ratio	Power Ratio
1.0000	1.0000	0	1.000	1.000	.4898	.2399	6.2	2.042	4.169
.9886	.9772	.1	1.012	1.023	.4842	.2344	6.3	2.065	4.266
.9772	.9550	.2	1.023	1.047	.4786	.2291	6.4	2.089	4.365
.9661	.9333	.3	1.035	1.072	.4732	.2239	6.5	2.113	4.467
.9550	.9120	.4	1.047	1.096	.4677	.2188	6.6	2.138	4.571
.9441	.8913	.5	1.059	1.122	.4624	.2138	6.7	2.163	4.677
.9333	.8710	.6	1.072	1.148	.4571	.2089	6.8	2.188	4.786
.9226	.8511	.7	1.084	1.175	.4519	.2042	6.9	2.213	4.898
.9120	.8318	.8	1.096	1.202	.4467	.1995	7.0	2.239	5.012
.9016	.8128	.9	1.109	1.230	.4416	.1950	7.1	2.265	5.129
.8913	.7943	1.0	1.122	1.259	.4365	.1905	7.2	2.291	5.248
.8810	.7762	1.1	1.135	1.288	.4315	.1862	7.3	2.317	5.370
.8710	.7586	1.2	1.148	1.318	.4266	.1820	7.4	2.344	5.495
.8610	.7413	1.3	1.161	1.349	.4217	.1778	7.5	2.371	5.623
.8511	.7244	1.4	1.175	1.380	.4169	.1738	7.6	2.399	5.754
.8414	.7079	1.5	1.189	1.413	.4121	.1698	7.7	2.427	5.888
.8318	.6918	1.6	1.202	1.445	.4074	.1660	7.8	2.455	6.026
.8222	.6761	1.7	1.216	1.479	.4027	.1622	7.9	2.483	6.166
.8128	.6607	1.8	1.230	1.514	.3981	.1585	8.0	2.512	6.310
.8035	.6457	1.9	1.245	1.549	.3936	.1549	8.1	2.541	6.457
.7943	.6310	2.0	1.259	1.585	.3890	.1514	8.2	2.570	6.607
.7852	.6166	2.1	1.274	1.622	.3846	.1479	8.3	2.600	6.761
.7762	.6026	2.2	1.288	1.660	.3802	.1445	8.4	2.630	6.918
.7674	.5888	2.3	1.303	1.698	.3758	.1413	8.5	2.661	7.079
.7586	.5754	2.4	1.318	1.738	.3715	.1380	8.6	2.692	7.244
.7499	.5623	2.5	1.334	1.778	.3673	.1349	8.7	2.723	7.413
.7413	.5495	2.6	1.349	1.820	.3631	.1318	8.8	2.754	7.586
.7328	.5370	2.7	1.365	1.862	.3589	.1288	8.9	2.786	7.762
.7244	.5248	2.8	1.380	1.905	.3548	.1259	9.0	2.818	7.943
.7161	.5129	2.9	1.396	1.950	.3508	.1230	9.1	2.851	8.128
.7079	.5012	3.0	1.413	1.995	.3467	.1202	9.2	2.884	8.318
.6998	.4898	3.1	1.429	2.042	.3428	.1175	9.3	2.917	8.511
.6918	.4786	3.2	1.445	2.089	.3388	.1148	9.4	2.951	8.710
.6839	.4677	3.3	1.462	2.138	.3350	.1122	9.5	2.985	8.913
.6761	.4571	3.4	1.479	2.188	.3311	.1096	9.6	3.020	9.120
.6683	.4467	3.5	1.496	2.239	.3273	.1072	9.7	3.055	9.333
.6607	.4365	3.6	1.514	2.291	.3236	.1047	9.8	3.090	9.550
.6531	.4266	3.7	1.531	2.344	.3199	.1023	9.9	3.126	9.772
.6457	.4169	3.8	1.549	2.399	.3162	.1000	10.0	3.162	10.000
.6383	.4074	3.9	1.567	2.455	.2985	.08913	10.5	3.350	11.22
.6310	.3981	4.0	1.585	2.512	.2818	.07943	11.0	3.548	12.59
.6237	.3890	4.1	1.603	2.570	.2661	.07079	11.5	3.758	14.13
.6166	.3802	4.2	1.622	2.630	.2512	.06310	12.0	3.981	15.85
.6095	.3715	4.3	1.641	2.692	.2371	.05623	12.5	4.217	17.78
.6026	.3631	4.4	1.660	2.754	.2239	.05012	13.0	4.467	19.95
.5957	.3548	4.5	1.679	2.818	.2113	.04467	13.5	4.732	22.39
.5888	.3467	4.6	1.698	2.884	.1995	.03981	14.0	5.012	25.12
.5821	.3388	4.7	1.718	2.951	.1884	.03548	14.5	5.309	28.18
.5754	.3311	4.8	1.738	3.020	.1778	.03162	15.0	5.623	31.62
.5689	.3236	4.9	1.758	3.090	.1585	.02512	16.0	6.310	39.81
.5623	.3162	5.0	1.778	3.162	.1413	.01995	17.0	7.079	50.12
.5559	.3090	5.1	1.799	3.236	.1259	.01585	18.0	7.943	63.10
.5495	.3020	5.2	1.820	3.311	.1122	.01259	19.0	8.913	79.43
.5433	.2951	5.3	1.841	3.388	.1000	.01000	20.0	10.000	100.00
.5370	.2884	5.4	1.862	3.467	.03162	.00100	30.0	31.620	1,000.00
.5309	.2818	5.5	1.884	3.548	.01	.00010	40.0	100.00	10,000.00
.5248	.2754	5.6	1.905	3.631	.003162	.00001	50.0	316.20	10 <sup>5</sup>
.5188	.2692	5.7	1.928	3.715	.001	10 <sup>-4</sup>	60.0	1,000.00	10 <sup>6</sup>
.5129	.2630	5.8	1.950	3.802	.0003162	10 <sup>-7</sup>	70.0	3,162.00	10 <sup>7</sup>
.5070	.2570	5.9	1.972	3.890	.0001	10 <sup>-8</sup>	80.0	10,000.00	10 <sup>8</sup>
.5012	.2512	6.0	1.995	3.931	.00003162	10 <sup>-9</sup>	90.0	31,620.00	10 <sup>9</sup>
.4955	.2455	6.1	2.018	4.074	10 <sup>-5</sup>	10 <sup>-10</sup>	100.0	10 <sup>5</sup>	10 <sup>10</sup>

Table of Values for Attenuator Network Formulas

db	Voltage or Current Ratio	B	C	D	E	db	Voltage or Current Ratio	B	C	D	E
.1	.98855	.011447	86.360	.005756	86.857	27.0	.044668	.95533	.046757	.91448	.089515
.2	.97724	.022763	42.931	.011512	43.426	27.5	.042170	.95783	.044026	.91907	.084490
.25	.97163	.028372	34.247	.014390	34.739	28.0	.039811	.96019	.041461	.92343	.081948
.3	.96605	.034046	28.456	.017268	28.947	30.0	.031623	.96838	.032655	.93869	.063309
.4	.95499	.045008	21.209	.023022	21.707	32.0	.025119	.97488	.025766	.95099	.050269
.5	.94406	.055939	16.876	.028774	17.362	32.5	.023714	.97629	.024290	.95367	.047454
.6	.93325	.066745	13.982	.034525	14.428	33.0	.022387	.97761	.022900	.95621	.044797
.7	.92257	.077429	11.915	.040274	12.395	34.0	.019953	.98005	.020359	.96088	.039921
.75	.91728	.082724	11.088	.043147	11.567	35.0	.017783	.98222	.018105	.96506	.035577
.8	.91201	.087989	10.365	.046019	10.842	36.0	.015849	.98415	.016104	.96880	.031706
.9	.90157	.098429	9.1596	.051762	9.6337	37.5	.013335	.98666	.013515	.97368	.026675
1.0	.89125	.10875	8.1955	.057501	8.6667	38.0	.012589	.98741	.012750	.97513	.025183
1.5	.84140	.15860	5.3050	.086133	5.7619	39.0	.011220	.98878	.011348	.97871	.022443
2.0	.79433	.20567	3.8621	.11462	4.3048	40.0	.010000	.99000	.010101	.98020	.020002
2.5	.74989	.25011	2.9983	.14293	3.4268	42.0	.0079433	.99206	.0080069	.98424	.015888
3.0	.70795	.29205	2.4240	.17100	2.8385	42.5	.0074989	.99250	.0075556	.98511	.014999
3.5	.66834	.33166	2.0152	.19879	2.4158	44.0	.0063096	.99369	.0063496	.98746	.012620
4.0	.63096	.36904	1.7097	.22627	2.0966	45.0	.0056234	.99438	.0056552	.98882	.011247
4.5	.59566	.40434	1.4732	.25340	1.8465	47.5	.0042170	.99578	.0042348	.99160	.0084341
5.0	.56234	.43766	1.2849	.28013	1.6448	48.0	.0039811	.99602	.0039970	.99207	.0079623
6.0	.50119	.49881	1.0048	.33228	1.3386	50.0	.0031623	.99684	.0031723	.99370	.0063246
7.0	.44668	.55332	.80728	.38247	1.1160	51.0	.0028184	.99718	.0028264	.99438	.0056368
7.5	.42170	.57830	.72920	.40677	1.0258	52.0	.0025119	.99749	.0025182	.99499	.0050238
8.0	.39811	.60189	.66143	.43051	.94617	54.0	.0019953	.99800	.0019993	.99602	.0039905
9.0	.35481	.64519	.54994	.47622	.81183	55.0	.0017783	.99822	.0017815	.99645	.0035566
10.0	.31623	.68377	.46248	.51949	.70273	56.0	.0015849	.99842	.0015874	.99684	.0031698
11.0	.28184	.71816	.39244	.56026	.61231	57.0	.0014125	.99859	.0014145	.99718	.0028251
12.0	.25119	.74881	.33545	.59848	.53621	60.0	.0010000	.99900	.00100100	.99800	.0020000
12.5	.23714	.76286	.31085	.61664	.50253	64.0	.00063096	.99937	.00063136	.99874	.0012619
13.0	.22387	.77613	.28845	.63416	.47137	65.0	.00056234	.99944	.00056266	.99888	.0011247
14.0	.19953	.80047	.24926	.66732	.41560	66.0	.00050119	.99950	.00050144	.99900	.0010024
15.0	.17783	.82217	.21629	.69804	.36727	68.0	.00039811	.99960	.00039827	.99920	.0007962
16.0	.15849	.84151	.18834	.72639	.32515	70.0	.00031623	.99968	.00031633	.99937	.0006325
17.0	.14125	.85875	.16449	.75246	.28826	72.0	.00025119	.99975	.00025125	.99950	.0005024
17.5	.13335	.86665	.15387	.76468	.27153	75.0	.00017783	.99982	.00017786	.99964	.0003557
18.0	.12589	.87411	.14402	.77637	.25584	76.0	.00015849	.99984	.00015851	.99968	.0003170
19.0	.11220	.88780	.12638	.79823	.22726	78.0	.00012589	.99987	.00012591	.99975	.0002518
20.0	.10000	.90000	.111111	.81818	.20202	80.0	.00010000	.99990	.00010000	.99980	.0002000
21.0	.089125	.91087	.097846	.83634	.17968	84.0	.00006310	.99994	.00006310	.99987	.0001262
22.0	.079433	.92057	.086287	.85282	.15987	85.0	.00005623	.99994	.00005624	.99989	.0001125
22.5	.074989	.92501	.081069	.86048	.15083	90.0	.00003162	.99997	.00003162	.99994	.00006325
24.0	.063096	.93690	.067345	.88130	.12670	95.0	.00001778	.99998	.00001778	.99996	.00003557
25.0	.056234	.94377	.059585	.89352	.11283	96.0	.00001585	.99998	.00001585	.99997	.00003170
26.0	.050119	.94988	.052763	.90455	.10049	100.0	.00001000	.99999	.00001000	.99998	.00002000

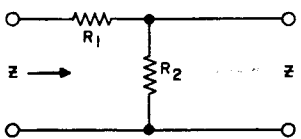
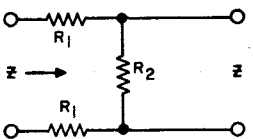
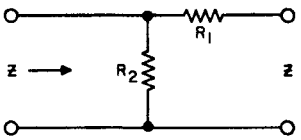
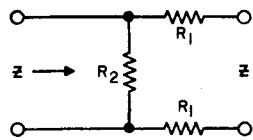
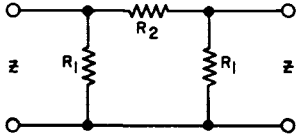
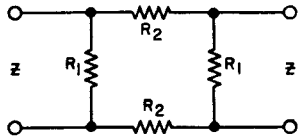
# Attenuator Networks

## For Insertion Between Equal Impedances

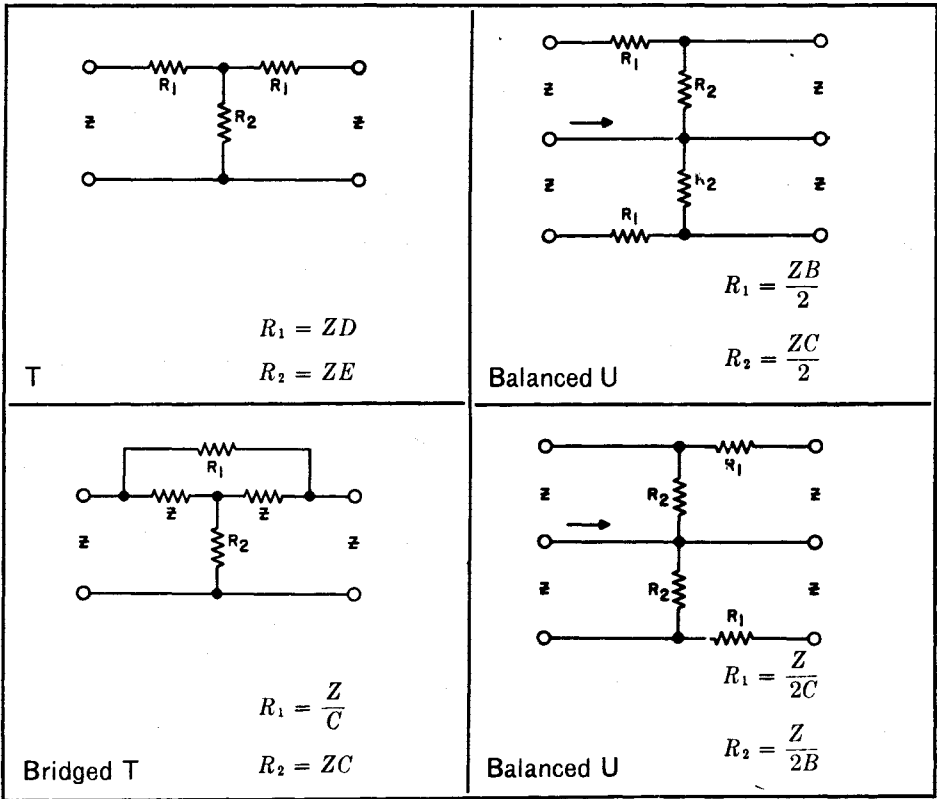
For data covering networks between unequal impedances, see Minimum Loss Pads on page 10. See also Decibel—Voltage Current and Power Ratio Table on page 6.

See table on page 7 for values of A, B, C, D, E used in the following attenuator network formulas.

In the case of L and U networks where only the input or output can be matched, as required, the matched side is indicated by an arrow pointing toward the pad. On all other networks, both the input and output circuits are matched.

 <div style="text-align: center; margin-top: 20px;"> <math display="block">R_1 = ZB</math> <math display="block">R_2 = ZC</math> </div> <p style="text-align: left; margin-top: 10px;"><b>L</b></p>	 <div style="text-align: center; margin-top: 20px;"> <math display="block">R_1 = \frac{ZB}{2}</math> <math display="block">R_2 = ZC</math> </div> <p style="text-align: left; margin-top: 10px;"><b>U</b></p>
 <div style="text-align: center; margin-top: 20px;"> <math display="block">R_1 = \frac{Z}{C}</math> <math display="block">R_2 = \frac{Z}{B}</math> </div> <p style="text-align: left; margin-top: 10px;"><b>L</b></p>	 <div style="text-align: center; margin-top: 20px;"> <math display="block">R_1 = \frac{Z}{2C}</math> <math display="block">R_2 = \frac{Z}{B}</math> </div> <p style="text-align: left; margin-top: 10px;"><b>U</b></p>
 <div style="text-align: center; margin-top: 20px;"> <math display="block">R_1 = \frac{Z}{D}</math> <math display="block">R_2 = \frac{Z}{E}</math> </div> <p style="text-align: left; margin-top: 10px;"><b>π</b></p>	 <div style="text-align: center; margin-top: 20px;"> <math display="block">R_1 = \frac{Z}{D}</math> <math display="block">R_2 = \frac{Z}{2E}</math> </div> <p style="text-align: left; margin-top: 10px;"><b>O</b></p>

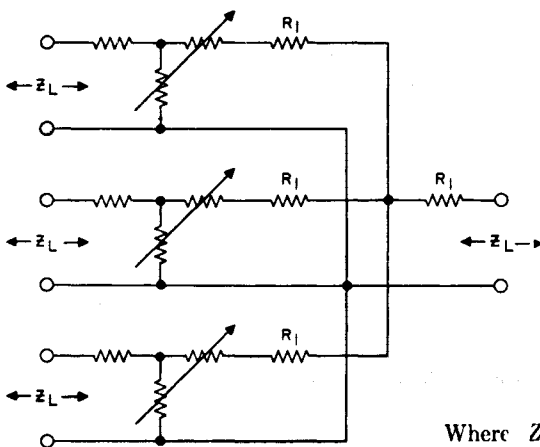




### Constant Impedance Attenuators in Parallel

Table of  $R_1$  Values in Ohms

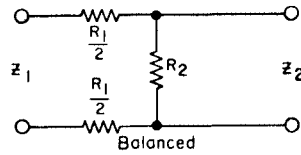
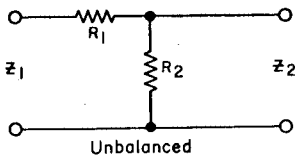
Z	Number of Channels				
	2	3	4	5	6
30	10	15	18	20	21.5
50	16.6	25	30	33.3	35.7
150	50	75	90	100	107
200	66.6	100	120	133	143
250	83.3	125	150	166	179
500	166	250	300	333	357
600	200	300	360	400	428
Network db Loss	6	9.5	12	14	15.5



$$R_1 = Z_L \left( \frac{N-1}{N+1} \right) \quad \left| \quad \begin{array}{l} \text{Insertion loss} \\ \text{in db} = 20 \log_{10} N \end{array} \right.$$

Where  $Z_L$  = identical line and load impedances;  
and  $N$  = number of channels in parallel.

## Minimum Loss Pads



For Matching Two Impedances where  $Z_1 > Z_2$

$$R_1 = \sqrt{Z_1(Z_1 - Z_2)}$$

$$R_2 = \frac{Z_1 Z_2}{R_1}$$

$$db \text{ loss} = 20 \log_{10} \left( \sqrt{\frac{Z_1}{Z_2}} + \sqrt{\frac{Z_1}{Z_2} - 1} \right)$$

Where Only One Impedance is to be Matched

If the larger impedance only is to be

matched, use a resistor  $R_L$  in series with the smaller impedance such that

$$R_L = Z_1 - Z_2$$

$$db \text{ loss} = 20 \log_{10} \sqrt{\frac{Z_1}{Z_2}}$$

If the smaller impedance only is to be matched, use a resistor  $R_S$  in shunt across the larger impedance such that

$$R_S = \frac{Z_1 Z_2}{Z_1 - Z_2}$$

Here also  $db \text{ loss} = 20 \log_{10} \sqrt{\frac{Z_1}{Z_2}}$

## Tables of $R_1$ and $R_2$ Values

When  $Z_1$  is 600 ohms  
and  $Z_2$  is less than 600 ohms.

$Z_2$	500	400	300	250	200	150	100	75	50	40	30	25
$R_1$	245	346	424	458	490	520	548	561	575	580	585	587
$R_2$	1,225	694	425	328	245	173	110	80.2	52.2	41.4	30.8	25.6
db Loss	3.8	5.7	7.6	8.7	10.0	11.4	13.4	14.8	16.6	17.6	18.9	19.7

When  $Z_2$  is less than 25 ohms,

$$\text{let } R_1 = 600 - \frac{Z_1}{Z_2}$$

$$\text{and } R_2 = Z_2$$

Where  $Z_2$  is 600 ohms,  
and  $Z_1$  is greater than 600 ohms

$Z_1$	800	1,000	1,200	1,500	2,000	2,500	3,000	3,500	4,000	5,000	6,000	8,000	10,000
$R_1$	400	632	849	1,162	1,673	2,180	2,683	3,186	3,688	4,690	5,692	7,694	9,695
$R_2$	1,200	949	849	775	717	688	671	659	651	638	633	624	619
db Loss	4.8	6.5	7.6	9.0	10.5	11.6	12.5	13.3	13.9	15.0	15.8	17.1	18.1

When  $Z_1$  is greater than 10,000 ohms,

$$\text{let } R_1 = Z_1 - 300$$

$$\text{and } R_2 = 600$$

## 70-Volt Loud-Speaker Matching Systems

The EIA 70.7 volt constant voltage system of power distribution provides the engineer and technician with a simple means of matching a number of loudspeakers to an amplifier. To use this method:

1. Determine the power required at each loudspeaker.
2. Add the powers required for the individual speakers and select an amplifier with a rated power output equal to or greater than this total.
3. Select 70.7-volt transformers having primary wattage taps as determined in step 1.\*
4. Wire the selected primaries in parallel across the 70.7-volt line.
5. Connect each secondary to its speaker; selecting the tap which matches the voice coil impedance.

For transformers rated in impedance, the following formulas may be used to determine the proper taps in step 3.

$$\text{Primary Impedance} = \frac{(\text{Amplifier output voltage})^2}{\text{Desired speaker power}}$$

or 
$$Z = \frac{E^2}{P} \quad (1)$$

\*These transformers have the primary taps marked in watts and the secondaries marked in ohms.

Since the voltage at rated amplifier power is 70.7, this reduces to:

$$Z = \frac{70.7^2}{P} = \frac{5000}{P} \quad (2)$$

From formula (2) these relationships are:

- 1 watt requires 5000 ohm primary
- 2 watts requires 2500 ohm primary
- 5 watts requires 1000 ohm primary
- 10 watts requires 500 ohm primary

Once the primary taps have been determined, continue on through step 4 and 5 as outlined above. When selecting transformer primary taps, use the next highest available value above the computed value. A mismatch of 25% is generally considered permissible.

### Example: Required

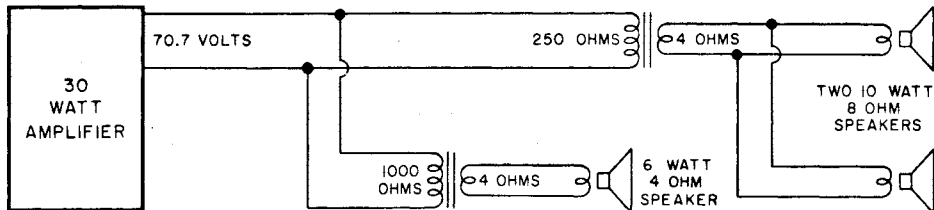
One 6 watt speaker with 4 ohm voice coil.  
Two 10 watt speakers with 8 ohm voice coils (use one transformer at this location).

(1-2) Total power = 6 + 10 + 10 = 26 watts (use a 30-watt amplifier or other amplifier capable of handling at least 26 watts)

(3)  $Z_{6 \text{ watts}} = \frac{5000}{6} = 833 \text{ ohms}$  (use 1000 ohm transformer)

$Z_{20 \text{ watts}} = \frac{5000}{20} = 250 \text{ ohms}$

(4-5) See sketch below.



## Most Used Formulas

### Resistance Formulas

In series  $R_t = R_1 + R_2 + R_3 \dots \text{etc.}$

In parallel  $R_t = \frac{1}{\frac{1}{R_1} + \frac{1}{R_2} + \frac{1}{R_3} \dots \text{etc.}}$

Two resistors in parallel  $R_t = \frac{R_1 R_2}{R_1 + R_2}$

### Capacitance

In parallel  $C_t = C_1 + C_2 + C_3 \dots \text{etc.}$

In series  $C_t = \frac{1}{\frac{1}{C_1} + \frac{1}{C_2} + \frac{1}{C_3} \dots \text{etc.}}$

Two capacitors in series  $C_t = \frac{C_1 C_2}{C_1 + C_2}$

### The Quantity of Electricity Stored Within a Capacitor is Given by

$$Q = CE$$

where  $Q$  = the quantity stored, in coulombs,

$E$  = the potential impressed across the capacitor in volts,

$C$  = capacitance in farads.

### The Capacitance of a Parallel Plate Capacitor is Given by

$$C = 0.0885 \frac{KS(N-1)}{d}$$

where  $C$  = capacitance in mmfd.,

$K$  = dielectric constant,

\* $S$  = area of one plate in square centimeters,

$N$  = number of plates,

\* $d$  = thickness of the dielectric in centimeters (same as the distance between plates).

\* When  $S$  and  $d$  are given in inches, change constant 0.0885 to 0.224. Answer will still be in micromicrofarads.

### DIELECTRIC CONSTANTS

Kind of Dielectric	Approximate* K Value
Air (at atmospheric pressure).....	1.0
Bakelite.....	5.0
Beeswax.....	3.0
Cambrie (varnished).....	4.0
Fibre (Red).....	5.0
Glass (window or flint).....	8.0
Gutta Percha.....	4.0
Mica.....	6.0
Paraffin (solid).....	2.5
Paraffin Coated Paper.....	3.5
Porcelain.....	6.0
Pyrex.....	4.5
Quartz.....	5.0
Rubber.....	3.0
Slate.....	7.0
Wood (very dry).....	5.0

\* These values are approximate, since true values depend upon quality or grade of material used, as well as moisture content, temperature and frequency characteristics of each.

### Self-Inductance

In series  $L_t = L_1 + L_2 + L_3 \dots \text{etc.}$

In parallel  $L_t = \frac{1}{\frac{1}{L_1} + \frac{1}{L_2} + \frac{1}{L_3} \dots \text{etc.}}$

Two inductors in parallel  $L_t = \frac{L_1 L_2}{L_1 + L_2}$

### Coupled Inductance

In series with fields *aiding*  
 $L_t = L_1 + L_2 + 2M$

In series with fields *opposing*  
 $L_t = L_1 + L_2 - 2M$

In parallel with fields *aiding*  
 $L_t = \frac{1}{\frac{1}{L_1 + M} + \frac{1}{L_2 + M}}$

In parallel with fields *opposing*  
 $L_t = \frac{1}{\frac{1}{L_1 - M} + \frac{1}{L_2 - M}}$

where  $L_t$  = the total inductance,  
 $M$  = the mutual inductance,  
 $L_1$  and  $L_2$  = the self inductance of the individual coils.

**Mutual Inductance**

The mutual inductance of two r-f coils with fields interacting, is given by

$$M = \frac{L_A - L_O}{4}$$

where  $M$  = mutual inductance, expressed in same units as  $L_A$  and  $L_O$ ,

$L_A$  = Total inductance of coils  $L_1$  and  $L_2$  with fields *aiding*,

$L_O$  = Total inductance of coils  $L_1$  and  $L_2$  with fields *opposing*.

**Coupling Coefficient**

When two r-f coils are inductively coupled so as to give transformer action, the coupling coefficient is expressed by

$$K = \frac{M}{\sqrt{L_1 L_2}}$$

where  $K$  = the coupling coefficient;  
 $(K \times 10^2 =$  coupling coefficient in  $\%$ ),

$M$  = the mutual inductance value,

$L_1$  and  $L_2$  = the self-inductance of the two coils respectively, both being expressed in the same units.

**Resonance**

The resonant frequency, or frequency at which inductive reactance  $X_L$  equals capacitive reactance  $X_C$ , is expressed by

$$f_r = \frac{1}{2\pi \sqrt{LC}}$$

also  $L = \frac{1}{4\pi^2 f_r^2 C}$

and  $C = \frac{1}{4\pi^2 f_r^2 L}$

where  $f_r$  = resonant frequency in cycles per second,

$L$  = inductance in henrys,

$C$  = capacitance in farads,

$2\pi = 6.28$

$4\pi^2 = 39.5$

**Reactance**

of an inductance is expressed by

$$X_L = 2\pi fL$$

of a capacitance is expressed by

$$X_C = \frac{1}{2\pi fC}$$

where  $X_L$  = inductive reactance in ohms, (known as positive reactance),

$X_C$  = capacitive reactance in ohms, (known as negative reactance),

$f$  = frequency in cycles per second,

$L$  = inductance in henrys,

$C$  = capacitance in farads,

$2\pi = 6.28$

**Frequency from Wavelength**

$$f = \frac{3 \times 10^8}{\lambda} \text{ (kilocycles)}$$

where  $\lambda$  = wavelength in *meters*.

$$f = \frac{3 \times 10^4}{\lambda} \text{ (megacycles)}$$

where  $\lambda$  = wavelength in *centimeters*.

**Wavelength from Frequency**

$$\lambda = \frac{3 \times 10^8}{f} \text{ (meters)}$$

where  $f$  = frequency in *kilocycles*.

$$\lambda = \frac{3 \times 10^4}{f} \text{ (centimeters)}$$

where  $f$  = frequency in *megacycles*.

**Q or Figure of Merit**

of a simple reactor

$$Q = \frac{X_L}{R_L}$$

of a single capacitor

$$Q = \frac{X_C}{R_C}$$

where  $Q$  = a ratio expressing the figure of merit,

$X_L$  = inductive reactance in ohms,

$X_C$  = capacitive reactance in ohms,

$R_L$  = resistance in ohms acting in series with inductance,

$R_C$  = resistance in ohms acting in series with capacitance,

**Impedance**

In any a-c circuit where resistance and reactance values of the  $R$ ,  $L$  and  $C$  components are given, the absolute or numerical magnitude of impedance and phase angle can be computed from the formulas which follow.

In general the basic formulas expressing total impedance are:

for series circuits,

$$Z_t = \sqrt{R_t^2 + X_t^2},$$

for parallel circuits,

$$Z_t = \frac{1}{\sqrt{G_t^2 + B_t^2}}$$

See page 17 for formulas involving impedance, conductance, susceptance and admittance.

In series circuits where phase angle and any two of the  $Z$ ,  $R$  and  $X$  components are known, the unknown component may be determined from the expressions:

$$Z = \frac{R}{\cos \theta} \qquad Z = \frac{X}{\sin \theta}$$

$$R = Z \cos \theta \qquad X = Z \sin \theta$$

where  $Z$  = magnitude of impedance in ohms,

$R$  = resistance in ohms,

$X$  = reactance (inductive or capacitive) in ohms.

**Nomenclature**

$Z$  = absolute or numerical value of impedance magnitude in ohms

$R$  = resistance in ohms,

$X_L$  = inductive reactance in ohms,

$X_C$  = capacitive reactance in ohms,

$L$  = inductance in henrys,

$C$  = capacitance in farads,

$R_L$  = resistance in ohms acting in series with inductance,

$R_C$  = resistance in ohms acting in series with capacitance,

$\theta$  = phase angle in degrees by which current leads voltage in a capacitive circuit, or lags voltage in an inductive circuit. In a resonant circuit, where  $X_L$  equals  $X_C$ ,  $\theta$  equals  $0^\circ$ .

Degrees  $\times 0.0175$  = radians.

1 radian =  $57.3^\circ$ .

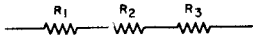
**Numerical Magnitude of Impedance . . .**



of resistance alone

$$Z = R$$

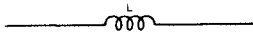
$$\theta = 0^\circ$$



of resistance in series

$$Z = R_1 + R_2 + R_3 \dots \text{etc.}$$

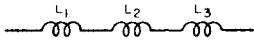
$$\theta = 0^\circ$$



of inductance alone

$$Z = X_L$$

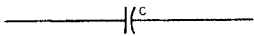
$$\theta = +90^\circ$$



of inductance in series

$$Z = X_{L1} + X_{L2} + X_{L3} \dots \text{etc.}$$

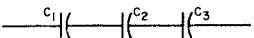
$$\theta = +90^\circ$$



of capacitance alone

$$Z = X_C$$


$$\theta = -90^\circ$$



of capacitance in series

$$Z = X_{C1} + X_{C2} + X_{C3} \dots \text{etc.}$$


$$\theta = -90^\circ$$



or where only 2 capacitances  $C_1$  and  $C_2$  are involved,

$$Z = \frac{1}{2\pi f} \left( \frac{C_1 + C_2}{C_1 C_2} \right)$$


$$\theta = -90^\circ$$



of resistance and inductance in series

$$Z = \sqrt{R^2 + X_L^2}$$


$$\theta = \arctan \frac{X_L}{R}$$



of resistance and capacitance in series

$$Z = \sqrt{R^2 + X_C^2}$$

$$\theta = \arctan \frac{X_C}{R}$$



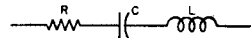
of inductance and capacitance in series

$$Z = X_L - X_C$$

$$\theta = -90^\circ \text{ when } X_L < X_C$$

$$= 0^\circ \text{ when } X_L = X_C$$

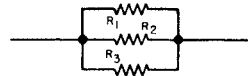
$$= +90^\circ \text{ when } X_L > X_C$$



of resistance, inductance and capacitance in series

$$Z = \sqrt{R^2 + (X_L - X_C)^2}$$

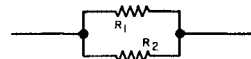
$$\theta = \arctan \frac{X_L - X_C}{R}$$



of resistance in parallel

$$Z = \frac{1}{\frac{1}{R_1} + \frac{1}{R_2} + \frac{1}{R_3} \dots \text{etc.}}$$

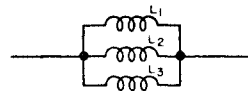
$$\theta = 0^\circ$$



or where only 2 resistances  $R_1$  and  $R_2$  are involved,

$$Z = \frac{R_1 R_2}{R_1 + R_2}$$

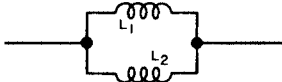
$$\theta = 0^\circ$$



of inductance in parallel

$$Z = \frac{1}{\frac{1}{X_{L1}} + \frac{1}{X_{L2}} + \frac{1}{X_{L3}} \dots \text{etc.}}$$

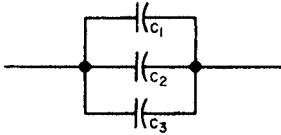
$$\theta = +90^\circ$$



or where only 2 inductances  $L_1$  and  $L_2$  are involved,

$$Z = 2\pi f \left( \frac{L_1 L_2}{L_1 + L_2} \right)$$

$$\theta = +90^\circ$$



of capacitance in parallel

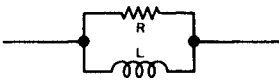
$$Z = \frac{1}{\frac{1}{X_{C_1}} + \frac{1}{X_{C_2}} + \frac{1}{X_{C_3}} \dots \text{etc.}}$$

$$\theta = -90^\circ$$

or where only 2 capacitances  $C_1$  and  $C_2$  are involved,

$$Z = \frac{1}{2\pi f (C_1 + C_2)}$$

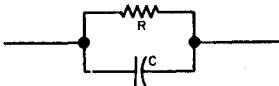
$$\theta = -90^\circ$$



of inductance and resistance in parallel,

$$Z = \frac{RX_L}{\sqrt{R^2 + X_L^2}}$$

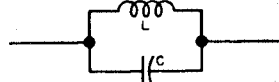
$$\theta = \text{arc tan } \frac{R}{X_L}$$



of capacitance and resistance in parallel,

$$Z = \frac{RX_C}{\sqrt{R^2 + X_C^2}}$$

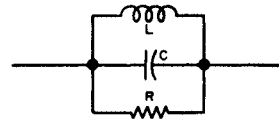
$$\theta = -\text{arc tan } \frac{R}{X_C}$$



of inductance and capacitance in parallel,

$$Z = \frac{X_L X_C}{X_L - X_C}$$

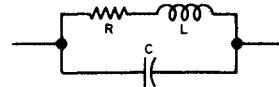
$$\theta = 0^\circ \text{ when } X_L = X_C$$



of inductance, resistance and capacitance in parallel

$$Z = \frac{RX_L X_C}{\sqrt{X_L^2 X_C^2 + (RX_L - RX_C)^2}}$$

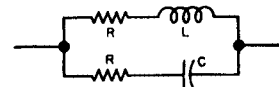
$$\theta = \text{arc tan } \frac{RX_C - RX_L}{X_L X_C}$$



of inductance and series resistance in parallel with capacitance

$$Z = X_C \sqrt{\frac{R^2 + X_L^2}{R^2 + (X_L - X_C)^2}}$$

$$\theta = \text{arc tan } \left( \frac{X_L X_C - X_L^2 - R^2}{RX_C} \right)$$



of capacitance and series resistance in parallel with inductance and series resistance

$$Z = \sqrt{\frac{(R_L^2 + X_L^2)(R_C^2 + X_C^2)}{(R_L + R_C)^2 + (X_L - X_C)^2}}$$

$$\theta = \text{arc tan } \frac{X_L(R_C^2 + X_C^2) - X_C(R_L^2 + X_L^2)}{R_L(R_C^2 + X_C^2) + R_C(R_L^2 + X_L^2)}$$



**Conductance**

In direct current circuits, conductance is expressed by

$$G = \frac{1}{R}$$

where  $G$  = conductance in mhos,

$R$  = resistance in ohms.

In d-c circuits involving resistances  $R_1, R_2, R_3$ , etc., in parallel,

the total conductance is expressed by

$$G_{\text{total}} = G_1 + G_2 + G_3 \dots \text{etc.}$$

and the total current by

$$I_{\text{total}} = E G_{\text{total}}$$

and the amount of current in any single resistor,  $R_2$  for example, in a parallel group, by

$$I_2 = \frac{I_{\text{total}} G_2}{G_1 + G_2 + G_3 \dots \text{etc.}}$$

$R, E$  and  $I$  in Ohm's law formulas for d-c circuits may be expressed in terms of conductance as follows:

$$R = \frac{1}{G}, \quad E = \frac{I}{G}, \quad I = EG,$$

where  $G$  = conductance in mhos,

$R$  = resistance in ohms,

$E$  = potential in volts,

$I$  = current in amperes.

**Susceptance**

In an alternating current circuit, the susceptance of a series circuit is expressed by

$$B = \frac{X}{R^2 + X^2}$$

or, when the resistance is 0, susceptance becomes the reciprocal of reactance, or

$$B = \frac{1}{X}$$

where  $B$  = susceptance in mhos,

$R$  = resistance in ohms,

$X$  = reactance in ohms.

**Admittance**

In an alternating current circuit, the admittance of a series circuit is expressed by

$$Y = \frac{1}{\sqrt{R^2 + X^2}}$$

Admittance is also expressed as the reciprocal of impedance, or

$$Y = \frac{1}{Z}$$

where  $Y$  = admittance in mhos,

$R$  = resistance in ohms,

$X$  = reactance in ohms,

$Z$  = impedance in ohms.

**R and X in Terms of G and B**

Resistance and reactance may be expressed in terms of conductance and susceptance as follows:

$$R = \frac{G}{G^2 + B^2}, \quad X = \frac{B}{G^2 + B^2}.$$

**G, B, Y and Z in Parallel Circuits**

In any given a-c circuit containing a number of smaller parallel circuits only,

the effective conductance  $G_t$  is expressed by

$$G_t = G_1 + G_2 + G_3 \dots \text{etc.},$$

and the effective susceptance  $B_t$  by

$$B_t = B_1 + B_2 + B_3 \dots \text{etc.}$$

and the effective admittance  $Y_t$  by

$$Y_t = \sqrt{G_t^2 + B_t^2}$$

and the effective impedance  $Z_t$  by

$$Z_t = \frac{1}{\sqrt{G_t^2 + B_t^2}} \text{ or } \frac{1}{Y_t}$$

where  $R$  = resistance in ohms,

$X$  = reactance (capacitive or inductive) in ohms,

$G$  = conductance in mhos,

$B$  = susceptance in mhos,

$Y$  = admittance in mhos,

$Z$  = impedance in ohms.

## Transient *I* and *E* in LCR Circuits

The formulas which follow may be used to closely approximate the growth and decay of current and voltage in circuits involving *L*, *C* and *R*:

- where *i* = instantaneous current in amperes at any given time (*t*),
- E* = potential in volts as designated,
- R* = circuit resistance in ohms,
- C* = capacitance in farads,
- L* = inductance in henrys,
- V* = steady state potential in volts,
- V<sub>C</sub>* = reactive volts across *C*,
- V<sub>L</sub>* = reactive volts across *L*,
- V<sub>R</sub>* = voltage across *R*

*RC* = time constant of *RC* circuit in seconds,

$\frac{L}{R}$  = time constant of *RL* circuit in seconds,

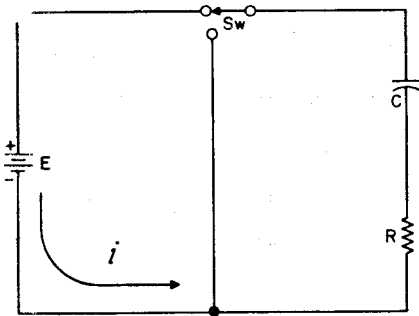
*t* = any given time in seconds after switch is thrown,

$\epsilon$  = a constant, 2.718 (base of the natural system of logarithms),

*Sw* = switch

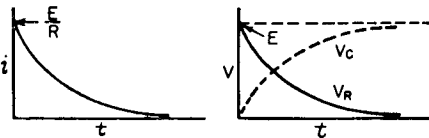
The time constant is defined as the time in seconds for current or voltage to fall to  $\frac{1}{\epsilon}$  or 36.8% of its initial value or to rise to  $(1 - \frac{1}{\epsilon})$  or approximately 63.2% of its final value.

### Charging a De-energized Capacitive Circuit



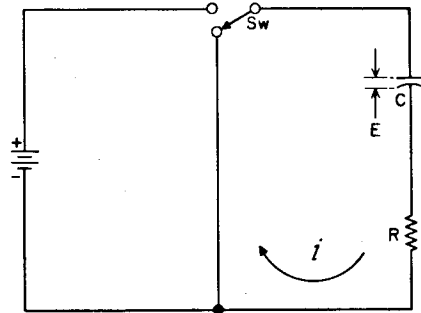
*E* = applied potential.

$$i = \frac{E}{R} \epsilon^{-\frac{t}{RC}}$$



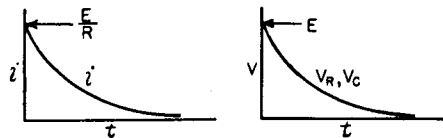
$$V_C = E \left( 1 - \epsilon^{-\frac{t}{RC}} \right) \quad V_R = E \epsilon^{-\frac{t}{RC}}$$

### Discharging an Energized Capacitive Circuit



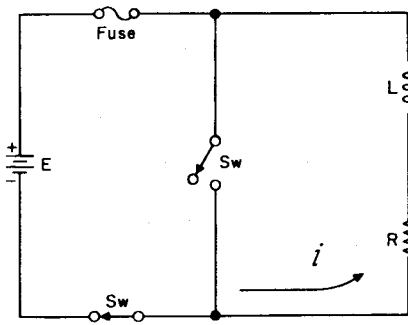
*E* = potential to which *C* is charged prior to closing *Sw*.

$$i = \frac{E}{R} \epsilon^{-\frac{t}{RC}}$$



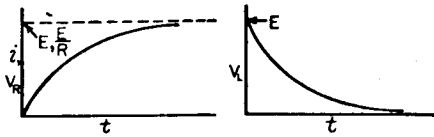
$$V_C = V_R = E \epsilon^{-\frac{t}{RC}}$$

**Voltage is Applied to a De-energized Inductive Circuit**



$E$  = applied potential

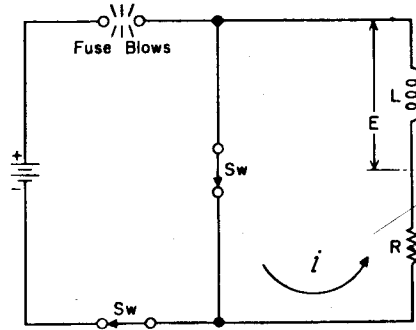
$$i = \frac{E}{R} \left( 1 - e^{-\frac{Rt}{L}} \right)$$



$$V_R = E \left( 1 - e^{-\frac{Rt}{L}} \right)$$

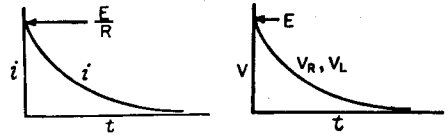
$$V_L = E e^{-\frac{Rt}{L}}$$

**An Energized Inductive Circuit is Short Circuited**



$E$  = counter potential induced in coil when switch is closed.

$$i = \frac{E}{R} e^{-\frac{Rt}{L}}$$



$$V_L = V_R = E e^{-\frac{Rt}{L}}$$

**Steady State Current Flow**

**In a Capacitive Circuit**

In a capacitive circuit, where resistance loss components may be considered as negligible, the flow of current at a given alternating potential of constant frequency, is expressed by

$$I = \frac{E}{X_C} = \frac{E}{\left( \frac{1}{2\pi fC} \right)} = E (2\pi fC)$$

where  $I$  = current in amperes,  
 $X_C$  = capacitive reactance of the circuit in ohms,  
 $E$  = applied potential in volts.

**In an Inductive Circuit**

In an inductive circuit, where inherent resistance and capacitance components may be so low as to be negligible, the flow of current at a given alternating potential of a constant frequency, is expressed by

$$I = \frac{E}{X_L} = \frac{E}{2\pi fL}$$

where  $I$  = current in amperes,  
 $X_L$  = inductive reactance of the circuit in ohms,  
 $E$  = applied potential in volts.

## Transmission Line Formulas

### Concentric Transmission Lines

Characteristic impedance in ohms is given by

$$Z = 138 \log \frac{d_1}{d_2}$$

R-f resistance in ohms per foot of copper line, is given by

$$r = \sqrt{f} \left( \frac{1}{d_1} + \frac{1}{d_2} \right) \times 10^{-3}$$

Attenuation in decibels per foot of line, is given by

$$\alpha = \frac{4.6\sqrt{f}(d_1 + d_2)}{d_1 d_2 \left( \log \frac{d_1}{d_2} \right)} \times 10^{-6}$$

where  $Z$  = characteristic impedance in ohms,

$r$  = radio frequency resistance in ohms per foot of copper line,

$\alpha$  = attenuation in decibels per foot of line,

$d_1$  = the inside diameter of the outer conductor, expressed in inches,

$d_2$  = the outside diameter of the inner conductor, expressed in inches,

$f$  = frequency in megacycles.

### Two-Wire Open Air Transmission Lines

Characteristic impedance in ohms is given by

$$Z = 276 \left( \log \frac{2D}{d} \right)$$

Inductance in microhenrys per foot of line is given by

$$L = 0.281 \left( \log \frac{2D}{d} \right)$$

Capacitance in micromicrofarads per foot of line is given by

$$C = \frac{3.68}{\log \frac{2D}{d}}$$

Attenuation in decibels per foot of wire is given by

$$db = \frac{0.0157 R_f}{\log \frac{2D}{d}}$$

R-f resistance in Ohms per loop-foot of wire, is given by

$$R_f = \frac{2 \times 10^{-3} \sqrt{f}}{d}$$

where  $Z$  = characteristic impedance in ohms,

$D$  = spacing between wire centers in inches,

$d$  = the diameter of the conductors in inches,

$L$  = inductance in microhenrys per foot of line,

$C$  = capacitance in micromicrofarads per foot of line,

$db$  = attenuation in decibels per foot of wire,

$R_f$  = r-f resistance in ohms per loop-foot of wire,

$f$  = frequency in megacycles.

### Vertical Antenna

The capacitance of a vertical antenna, shorter than one-quarter wave length at its operating frequency, is given by

$$C_a = \frac{17l}{\left[ \left( \log \epsilon \frac{24l}{d} \right) - 1 \right] \left[ 1 - \left( \frac{fl}{246} \right)^2 \right]}$$

where  $C_a$  = capacitance of the antenna in micromicrofarads,

$l$  = height of antenna in feet,

$d$  = diameter of antenna conductor in inches,

$f$  = operating frequency in megacycles,

$\epsilon$  = 2.718 (the base of the natural system of logarithms).

## Trigonometric Relationships

In any right triangle, if we let

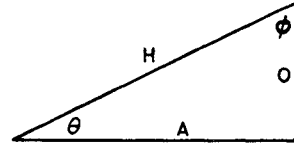
$\theta$  = the acute angle formed by the hypotenuse and the base leg,

$\phi$  = the acute angle formed by the hypotenuse and the altitude leg,

$H$  = the hypotenuse,

$A$  = the side adjacent  $\theta$  and opposite  $\phi$ ,

$O$  = the side opposite  $\theta$  and adjacent  $\phi$ ,



then  $\text{sine of } \theta = \sin \theta = \frac{O}{H}$

$\text{cosine of } \theta = \cos \theta = \frac{A}{H}$

$\text{tangent of } \theta = \tan \theta = \frac{O}{A}$

$\text{cosecant of } \theta = \csc \theta = \frac{H}{O}$

$\text{secant of } \theta = \sec \theta = \frac{H}{A}$

$\text{cotangent of } \theta = \cot \theta = \frac{A}{O}$

also  $\sin \theta = \cos \phi$        $\csc \theta = \sec \phi$   
 $\cos \theta = \sin \phi$        $\sec \theta = \csc \phi$   
 $\tan \theta = \cot \phi$        $\cot \theta = \tan \phi$

and  $\frac{1}{\sin \theta} = \csc \theta$        $\frac{1}{\csc \theta} = \sin \theta$

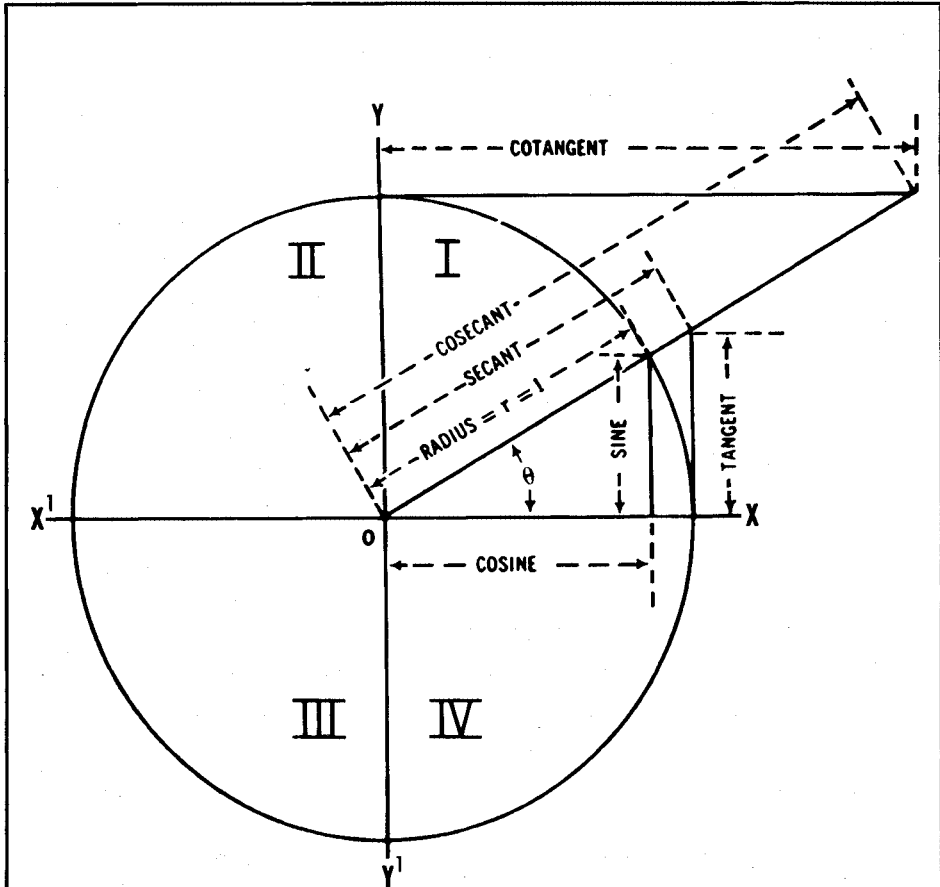
$\frac{1}{\cos \theta} = \sec \theta$        $\frac{1}{\sec \theta} = \cos \theta$

$\frac{1}{\tan \theta} = \cot \theta$        $\frac{1}{\cot \theta} = \tan \theta$

The expression "arc sin" indicates, "the angle whose sine is" . . . ; likewise arc tan indicates, "the angle whose tangent is" . . . etc. See formulas in table below.

Known Values	Formulas for Determining Unknown Values of . . .				
	A	O	H	$\theta$	$\phi$
A & O			$\sqrt{A^2 + O^2}$	$\text{arc tan } \frac{O}{A}$	$\text{arc tan } \frac{A}{O}$
A & H		$\sqrt{H^2 - A^2}$		$\text{arc cos } \frac{A}{H}$	$\text{arc sin } \frac{A}{H}$
A & $\theta$		$A \tan \theta$	$\frac{A}{\cos \theta}$		$90^\circ - \theta$
A & $\phi$		$\frac{A}{\tan \phi}$	$\frac{A}{\sin \phi}$	$90^\circ - \phi$	
O & H	$\sqrt{H^2 - O^2}$			$\text{arc sin } \frac{O}{H}$	$\text{arc cos } \frac{O}{H}$
O & $\theta$	$\frac{O}{\tan \theta}$		$\frac{O}{\sin \theta}$		$90^\circ - \theta$
O & $\phi$	$O \tan \phi$		$\frac{O}{\cos \phi}$	$90^\circ - \phi$	
H & $\theta$	$H \cos \theta$	$H \sin \theta$			$90^\circ - \theta$
H & $\phi$	$H \sin \phi$	$H \cos \phi$		$90^\circ - \phi$	

## Graphic Relations of Angle Functions



**Signs of the Functions by Quadrants**

Quadrant	Sin $\theta$	Cos $\theta$	Tan $\theta$	Csc $\theta$	Sec $\theta$	Cot $\theta$
I	+	+	+	+	+	+
II	+	-	-	+	-	-
III	-	-	+	-	-	+
IV	-	+	-	-	+	-

## Numerical Relations of Angle Functions

Angle	Sin	Cos	Tan	Angle	Sin	Cos	Tan
0°	.0000	1.000	.0000	45°	.7071	.7071	1.0000
1	.0175	.9998	.0175	46	.7193	.6947	1.0355
2	.0349	.9994	.0349	47	.7314	.6820	1.0724
3	.0523	.9986	.0524	48	.7431	.6691	1.1106
4	.0698	.9976	.0699	49	.7547	.6561	1.1504
5	.0872	.9962	.0875	50	.7660	.6428	1.1918
6	.1045	.9945	.1051	51	.7771	.6293	1.2349
7	.1219	.9925	.1228	52	.7880	.6157	1.2799
8	.1392	.9903	.1405	53	.7986	.6018	1.3270
9	.1564	.9877	.1584	54	.8090	.5878	1.3764
10	.1736	.9848	.1763	55	.8192	.5736	1.4281
11	.1908	.9816	.1944	56	.8290	.5592	1.4826
12	.2079	.9781	.2126	57	.8387	.5446	1.5399
13	.2250	.9744	.2309	58	.8480	.5299	1.6003
14	.2419	.9703	.2493	59	.8572	.5150	1.6643
15	.2588	.9659	.2679	60	.8660	.5000	1.7321
16	.2756	.9613	.2867	61	.8746	.4848	1.8040
17	.2924	.9563	.3057	62	.8829	.4695	1.8807
18	.3090	.9511	.3249	63	.8910	.4540	1.9626
19	.3256	.9455	.3443	64	.8988	.4384	2.0503
20	.3420	.9397	.3640	65	.9063	.4226	2.1445
21	.3584	.9336	.3839	66	.9135	.4067	2.2460
22	.3746	.9272	.4040	67	.9205	.3907	2.3559
23	.3907	.9205	.4245	68	.9272	.3746	2.4751
24	.4067	.9135	.4452	69	.9336	.3584	2.6051
25	.4226	.9063	.4663	70	.9397	.3420	2.7475
26	.4384	.8988	.4877	71	.9455	.3256	2.9042
27	.4540	.8910	.5095	72	.9511	.3090	3.0777
28	.4695	.8829	.5317	73	.9563	.2924	3.2709
29	.4848	.8746	.5543	74	.9613	.2756	3.4874
30	.5000	.8660	.5774	75	.9659	.2588	3.7321
31	.5150	.8572	.6009	76	.9703	.2419	4.0108
32	.5299	.8480	.6249	77	.9744	.2250	4.3315
33	.5446	.8387	.6494	78	.9781	.2079	4.7046
34	.5592	.8290	.6745	79	.9816	.1908	5.1446
35	.5736	.8192	.7002	80	.9848	.1736	5.6713
36	.5878	.8090	.7265	81	.9877	.1564	6.3138
37	.6018	.7986	.7536	82	.9903	.1392	7.1154
38	.6157	.7880	.7813	83	.9925	.1219	8.1443
39	.6293	.7771	.8098	84	.9945	.1045	9.5144
40	.6428	.7660	.8391	85	.9962	.0872	11.43
41	.6561	.7547	.8693	86	.9976	.0698	14.30
42	.6691	.7431	.9004	87	.9986	.0523	19.08
43	.6820	.7314	.9325	88	.9994	.0349	28.64
44	.6947	.7193	.9657	89	.9998	.0175	57.29

NOTE: See pages 80-85 for complete tables.

## Vacuum Tube Formulas and Symbols

### Vacuum Tube Constants

Amplification factor ( $\mu$  or  $\mu$ ) is given by

$$\mu = \frac{\Delta E_p}{\Delta E_g} \text{ (with } I_p \text{ constant)}$$

Dynamic plate resistance in ohms, is given by

$$r_p = \frac{\Delta E_p}{\Delta I_p} \text{ (with } E_g \text{ constant)}$$

Mutual conductance in mhos, is given by

$$g_m = \frac{\Delta I_p}{\Delta E_g} \text{ (with } E_p \text{ constant)}$$

### Vacuum Tube Formulas

Gain per stage is given by

$$\mu \left( \frac{R_L}{R_L + r_p} \right)$$

Voltage output appearing in  $R_L$  is given by

$$\mu \left( \frac{E_s R_L}{r_p + R_L} \right)$$

Power output in  $R_L$ , is given by

$$R_L \left( \frac{\mu E_s}{r_p + R_L} \right)^2$$

Maximum power output in  $R_L$  which results when  $R_L = r_p$ , is given by

$$\frac{(\mu E_s)^2}{4r_p}$$

Maximum undistorted power output in  $R_L$ , which results when  $R_L = 2r_p$ , is given by

$$\frac{2(\mu E_s)^2}{9r_p}$$

Required cathode biasing resistor in ohms, for a single tube is given by

$$\frac{E_g}{I_k}$$

### Vacuum Tube Symbols

$Mu$  or  $\mu$  = Amplification factor,

$r_p$  = Dynamic plate resistance in ohms,

$g_m$  = Mutual conductance in mhos,

$E_p$  = Plate voltage in volts,

$E_g$  = Grid voltage in volts,

$I_p$  = Plate current in amperes,

$R_L$  = Plate load resistance in ohms,

$I_k$  = Total cathode current in amperes,

$E_s$  = Signal voltage in volts,

$\Delta$  = change or variation in value, which may be either an increment (increase), or a decrement (decrease).

### Peak, R.M.S., and Average A-C Values of E & I

Given Value	To get . . .		
	Peak	R.M.S.	Av.
Peak		$0.707 \times \text{Peak}$	$0.637 \times \text{Peak}$
R.M.S.	$1.41 \times \text{R.M.S.}$		$0.9 \times \text{R.M.S.}$
Av.	$1.57 \times \text{Av.}$	$1.11 \times \text{Av.}$	



## Peak, R.M.S. and Average A-C Values of E & I

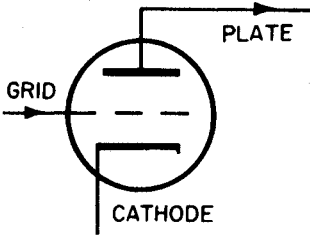
### Numerical Comparison Table

Peak	R. M. S.	Average	Peak	R. M. S.	Average
1	0.707	0.637	51	36.058	32.482
2	1.414	1.274	52	36.765	33.119
3	2.121	1.911	53	37.472	33.756
4	2.828	2.548	54	38.179	34.393
5	3.535	3.185	55	38.886	35.030
6	4.242	3.822	56	39.593	35.667
7	4.949	4.459	57	40.300	36.304
8	5.656	5.096	58	41.007	36.941
9	6.363	5.733	59	41.714	37.578
10	7.070	6.369	60	42.421	38.214
11	7.777	7.006	61	43.128	38.851
12	8.484	7.643	62	43.835	39.488
13	9.191	8.280	63	44.542	40.125
14	9.898	8.917	64	45.249	40.762
15	10.605	9.554	65	45.956	41.399
16	11.312	10.191	66	46.663	42.036
17	12.019	10.828	67	47.370	42.673
18	12.727	11.465	68	48.077	43.310
19	13.433	12.102	69	48.784	43.947
20	14.140	12.738	70	49.491	44.583
21	14.847	13.375	71	50.198	45.220
22	15.554	14.012	72	50.905	45.857
23	16.261	14.649	73	51.612	46.494
24	16.968	15.286	74	52.319	47.131
25	17.675	15.923	75	53.026	47.768
26	18.382	16.560	76	53.733	48.405
27	19.089	17.197	77	54.440	49.042
28	19.796	17.834	78	55.147	49.679
29	20.503	18.471	79	55.854	50.316
30	21.210	19.107	80	56.561	50.952
31	21.917	19.744	81	57.268	51.589
32	22.625	20.381	82	57.975	52.226
33	23.332	21.018	83	58.682	52.863
34	24.039	21.655	84	59.389	53.500
35	24.746	22.292	85	60.096	54.137
36	25.453	22.929	86	60.803	54.774
37	26.160	23.566	87	61.510	55.411
38	26.867	24.203	88	62.217	56.048
39	27.574	24.840	89	62.924	56.685
40	28.281	25.476	90	63.631	57.321
41	28.988	26.113	91	64.338	57.958
42	29.695	26.750	92	65.045	58.595
43	30.402	27.387	93	65.752	59.232
44	31.109	28.024	94	66.459	59.869
45	31.816	28.661	95	67.166	60.506
46	32.523	29.298	96	67.873	61.143
47	33.230	29.935	97	68.580	61.780
48	33.937	30.572	98	69.287	62.417
49	34.644	31.209	99	69.994	63.054
50	35.351	31.845	100	70.701	63.693

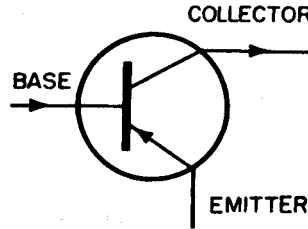
# Transistor Formulas and Symbols

## Common Emitter Configuration

Transistors can be made to amplify, detect, or to oscillate in much the same manner as vacuum tubes. Shown in the drawings below is a comparison between a triode vacuum-tube and a PNP transistor; where the transistor



Triode Vacuum Tube



PNP Transistor

base is comparable to the tube grid, the transistor emitter is comparable to the tube cathode, and the transistor collector is comparable to the tube plate.

### Transistor Formulas

Input Resistance,

$$R_i = \frac{\Delta V_i}{\Delta I_i}$$

Current Gain,

$$A_i = \frac{\Delta I_c}{\Delta I_b} \text{ (with } V_c \text{ constant)}$$

Voltage Gain,

$$A_e = \frac{\Delta V_c}{\Delta V_b} \text{ (with } I_c \text{ constant)}$$

Output Resistance,

$$R_o = \frac{\Delta V_o}{\Delta I_o}$$

Power Gain,

$$A_p = \frac{\Delta P_o}{\Delta P_i}$$

The current gain of the common base configuration is alpha, where

$$\alpha = \frac{\Delta I_c}{\Delta I_e} \text{ (with } V_c \text{ constant)}$$

The current gain of the common emitter is beta, where

$$\beta = \frac{\Delta I_c}{\Delta I_b} \text{ (with } V_c \text{ constant)}$$

### Transistor Symbols

$\alpha$  = Current gain common base

$A_e$  ( $A_v$ ) = Voltage gain

$A_i$  = Current gain

$A$  = Power gain

$B$  = Current gain common emitter

$I_b$  = Base current

$I_c$  = Collector current

$I_e$  = Emitter current

$I_i$  = Input current

$P_i$  = Input power

$P_o$  = Output power

$R_i$  = Input resistance

$R_o$  = Output resistance

$V_b$  = Base voltage

$V_c$  = Collector voltage

$V_i$  = Input voltage

A direct relationship exists between the alpha and beta of a transistor.

$$\alpha = \frac{B}{1+B} \quad B = \frac{\alpha}{1-\alpha}$$

## Transistor Alpha-Beta Relationships

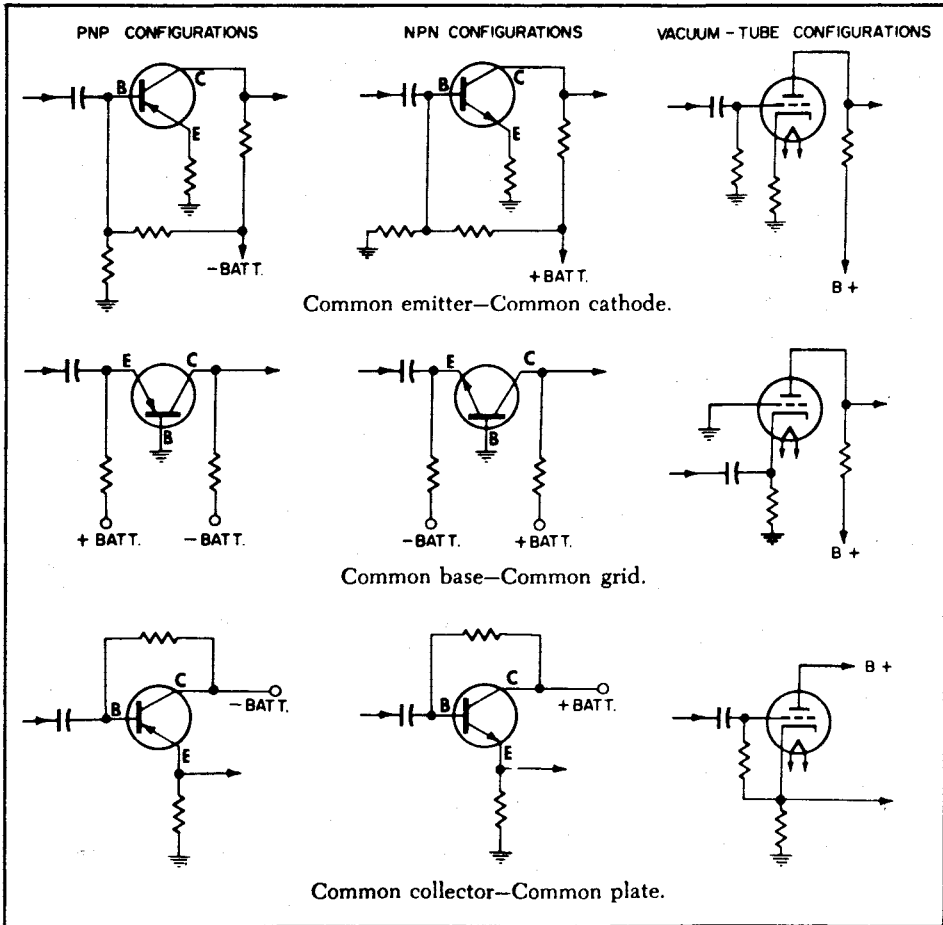
Beta	Alpha	Beta	Alpha	Beta	Alpha
1	0.5000	41	0.9762	81	0.9878
2	0.6666	42	0.9767	82	0.9880
3	0.7500	43	0.9773	83	0.9881
4	0.8000	44	0.9778	84	0.9882
5	0.8333	45	0.9783	85	0.9884
6	0.8571	46	0.9787	86	0.9885
7	0.8750	47	0.9792	87	0.9886
8	0.8889	48	0.9796	88	0.9888
9	0.9000	49	0.9800	89	0.9889
10	0.9091	50	0.9804	90	0.9890
11	0.9167	51	0.9808	91	0.9891
12	0.9231	52	0.9811	92	0.9892
13	0.9286	53	0.9815	93	0.9894
14	0.9333	54	0.9818	94	0.9895
15	0.9375	55	0.9821	95	0.9896
16	0.9412	56	0.9825	96	0.9897
17	0.9444	57	0.9828	97	0.9898
18	0.9474	58	0.9831	98	0.9899
19	0.9500	59	0.9833	99	0.9900
20	0.9524	60	0.9836	100	0.9901
21	0.9545	61	0.9839	110	0.9910
22	0.9565	62	0.9841	120	0.9917
23	0.9583	63	0.9844	125	0.9921
24	0.9600	64	0.9846	130	0.9924
25	0.9615	65	0.9848	140	0.9929
26	0.9630	66	0.9851	150	0.9934
27	0.9643	67	0.9853	160	0.9938
28	0.9655	68	0.9855	170	0.9942
29	0.9667	69	0.9857	180	0.9945
30	0.9677	70	0.9859	190	0.9948
31	0.9688	71	0.9861	200	0.9950
32	0.9697	72	0.9863	210	0.9953
33	0.9706	73	0.9865	220	0.9955
34	0.9714	74	0.9867	230	0.9957
35	0.9722	75	0.9868	240	0.9959
36	0.9730	76	0.9870	250	0.9960
37	0.9737	77	0.9872	260	0.9962
38	0.9744	78	0.9873	270	0.9963
39	0.9750	79	0.9875	280	0.9964
40	0.9756	80	0.9877	290	0.9966

# Transistor Amplifier Circuit Configurations

## With Vacuum & Tube Counterparts

The transistors of primary interest to the radio engineer and service technician are the PNP and NPN junction types, whose transistor actions are identically alike, except that symbolically, the emitter arrow points towards the base in the PNP and away from the base in the NPN. The common-emitter circuits are used almost

exclusively for most amplification purposes as are the common or grounded-cathode vacuum tube circuits. The common-base and common-grid as well as common-collector common-plate circuits are used more for special applications such as impedance matching to and from audio transmission lines, etc.

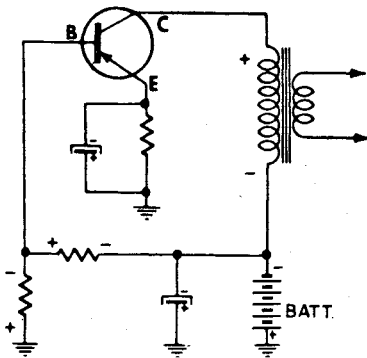


## Common-Emitter Amplifier Circuits Using Transistors Only

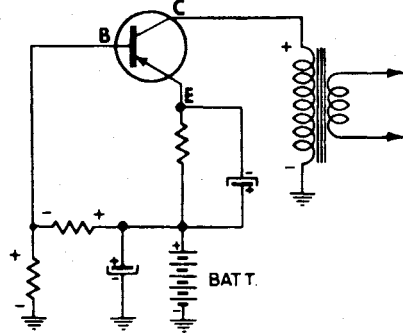
In comparing the PNP and NPN circuits shown here, note that the current flow in the components of one is completely reversed in the other. With the vacuum tube, this complete interchange of current and voltage polarities does not exist. Because of

this interchange in the transistor, circuits which have no parallel in vacuum-tube circuitry can be produced. Nevertheless, the circuits of transistorized equipment are still quite similar in many respects to those of equipment employing vacuum tubes.

### Using PNP Transistors

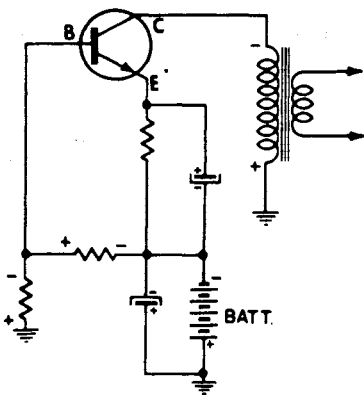


With Positive  
Battery Terminal Grounded

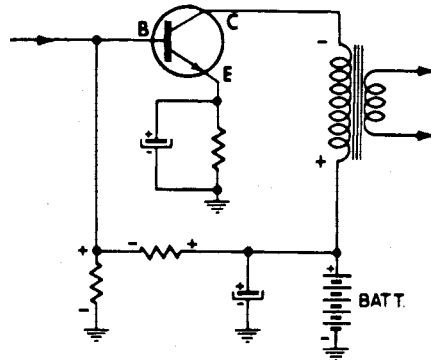


With Negative  
Battery Terminal Grounded

### Using NPN Transistors



With Positive  
Battery Terminal Grounded

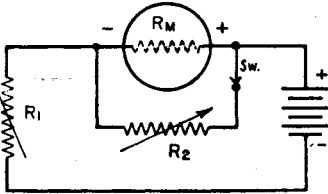


With Negative  
Battery Terminal Grounded

## D-C Meter Formulas

### Meter Resistance

The d-c resistance of a milliammeter or voltmeter movement may be determined as follows:



1. Connect the meter in series with a suitable battery and variable resistance  $R_1$  as shown in the diagram above.
2. Vary  $R_1$  until a full scale reading is obtained.
3. Connect another variable resistor  $R_2$  across the meter and vary its value until a half scale reading is obtained.
4. Disconnect  $R_2$  from the circuit and measure its d-c resistance.

The meter resistance  $R_m$  is equal to the measured resistance of  $R_2$ .

**Caution:** Be sure that  $R_1$  has sufficient resistance to prevent an off scale reading of the meter. The correct value depends upon the sensitivity of meter, and voltage of the battery. The following formula can be used if the full scale current of the meter is known:

$$R_1 = \frac{\text{voltage of the battery used}}{\text{full scale current of meter in amperes}}$$

For safe results, use twice the value computed. Also, never attempt to measure the resistance of a meter with an ohmmeter. To do so would in all probability result in a burned-out or severely damaged meter, since the current required for the operation of some ohmmeters and bridges is far in excess of the full scale current required by the movement of the average meter you may be checking.

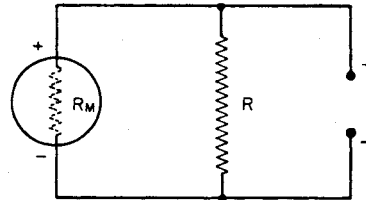
### Ohms per Volt Rating of a Voltmeter

$$\Omega/V = \frac{1}{I_{fs}}$$

where  $\Omega/V$  = ohms per volt,

$I_{fs}$  = full scale current in amperes.

### Fixed Current Shunts



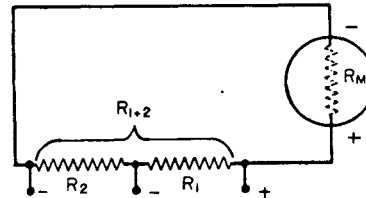
$$R = \frac{R_m}{N - 1}$$

$R$  = shunt value in ohms,

$N$  = the new full scale reading divided by the original full scale reading, both being stated in the same units,

$R_m$  = meter resistance in ohms.

### Multi-Range Shunts



$$R_1 = \frac{R_{1+2} + R_m}{N}$$

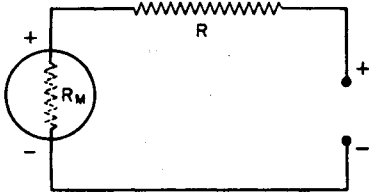
$R_1$  = intermediate or tapped shunt value in ohms,

$R_{1+2}$  = total resistance required for the lowest scale reading wanted,

$R_m$  = meter resistance in ohms,

$N$  = the new full scale reading divided by the original full scale reading, both being stated in the same units.

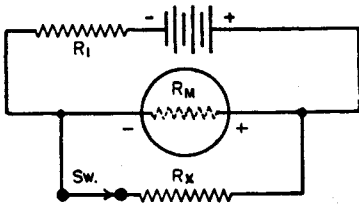
**Voltage Multipliers**



$$R = \frac{E_{fs}}{I_{fs}} - R_m$$

$R$  = multiplier resistance in ohms,  
 $E_{fs}$  = full scale reading required in volts,  
 $I_{fs}$  = full scale current of meter in amperes,  
 $R_m$  = meter resistance in ohms.

**Measuring Resistance**



with Milliammeter and Battery\*

$$R_x = R_m \left( \frac{I_2}{I_1 - I_2} \right)$$

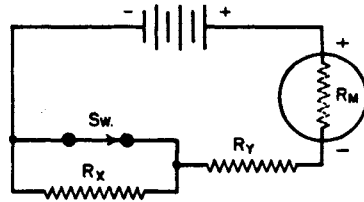
$R_x$  = unknown resistance in ohms,  
 $R_m$  = meter resistance in ohms, or effective meter resistance if a shunted range is used,  
 $I_1$  = current reading with switch open,  
 $I_2$  = current reading with switch closed,  
 $R_1$  = current limiting resistor of sufficient value to keep meter reading on scale when switch is open.

\* Approximately true only when current limiting resistor is large as compared to meter resistance.

**Shunt Values for 27-Ohm 0-1 Milliammeter**

FULL SCALE CURRENT	SHUNT RESISTANCE
0-10 ma	3.0 ohms
0-50 ma	0.551 ohms
0-100 ma	0.272 ohms
0-500 ma	0.0541 ohms

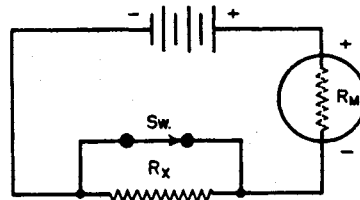
**Measuring Resistance—(Continued)**



with Milliammeter, Battery and Known Resistor

$$R_x = (R_y + R_m) \left( \frac{I_1 - I_2}{I_2} \right)$$

$R_x$  = unknown resistance in ohms,  
 $R_y$  = known resistance in ohms,  
 $R_m$  = meter resistance in ohms,  
 $I_1$  = current reading with switch closed,  
 $I_2$  = current reading with switch open.



with Voltmeter and Battery

$$R_x = R_m \left( \frac{E_1}{E_2} - 1 \right)$$

$R_x$  = unknown resistance in ohms,  
 $R_m$  = meter resistance in ohms, including multiplier resistance if a multiplied range is used,  
 $E_1$  = voltmeter reading with switch closed,  
 $E_2$  = voltmeter reading with switch open.

**Multiplier Values for 27-Ohm 0-1 Milliammeter**

FULL SCALE VOLTAGE	MULTIPLIER RESISTANCE
0-10 volts	10,000 ohms
0-50 volts	50,000 ohms
0-100 volts	100,000 ohms
0-250 volts	250,000 ohms
0-500 volts	500,000 ohms
0-1,000 volts	1,000,000 ohms

## Ohm's Law for A-C Circuits

The fundamental Ohm's law formulas for a-c circuits are given by

$$I = \frac{E}{Z}, \quad Z = \frac{E}{I},$$

$$E = IZ, \quad P = EI \cos \theta$$

where  $I$  = current in amperes,  
 $Z$  = impedance in Ohms,  
 $E$  = volts across  $Z$ ,  
 $P$  = power in watts,  
 $\theta$  = phase angle in degrees.

### Phase Angle

The phase angle is defined as the difference in degrees by which current leads voltage in a capacitive circuit, or lags voltage in an inductive circuit, and in series circuits is equal to the angle whose tangent is given by the

ratio  $\frac{X}{R}$  and is expressed by

$$\text{arc tan } \frac{X}{R}$$

where  $X$  = the inductive or capacitive reactance in ohms,

$R$  = the non-reactive resistance in ohms,

of the combined resistive and reactive components of the circuit under consideration.

Therefore

in a purely resistive circuit,  $\theta = 0^\circ$   
 in a purely reactive circuit,  $\theta = 90^\circ$   
 and in a resonant circuit,  $\theta = 0^\circ$

also when

$\theta = 0^\circ$ ,  $\cos \theta = 1$  and  $P = EI$ ,  
 $\theta = 90^\circ$ ,  $\cos \theta = 0$  and  $P = 0$ .

Degrees  $\times 0.0175$  = radians.  
 1 radian =  $57.3^\circ$ .

### Power Factor

The power-factor of any a-c circuit is equal to the true power in watts divided by the apparent power in volt-amperes which is equal to the cosine of the phase angle, and is expressed by

$$p.f. = \frac{EI \cos \theta}{EI} = \cos \theta$$

where

$p.f.$  = the circuit load power factor,  
 $EI \cos \theta$  = the true power in watts,  
 $EI$  = the apparent power in volt-amperes,  
 $E$  = the applied potential in volts  
 $I$  = load current in amperes.

Therefore

in a purely resistive circuit,

$$\theta = 0^\circ \text{ and } p.f. = 1$$

and in a reactive circuit,

$$\theta = 90^\circ \text{ and } p.f. = 0$$

and in a resonant circuit,

$$\theta = 0^\circ \text{ and } p.f. = 1$$

### Ohm's Law for D-C Circuits

The fundamental Ohm's law formulas for d-c circuits are given by,

$$I = \frac{E}{R}, \quad R = \frac{E}{I},$$

$$E = IR, \quad P = EI.$$

where  $I$  = current in amperes,  
 $R$  = resistance in ohms,  
 $E$  = potential across  $R$  in volts,  
 $P$  = power in watts.



## Ohm's Law Formulas for D-C Circuits

Known Values	Formulas for Determining Unknown Values of . . .			
	<i>I</i>	<i>R</i>	<i>E</i>	<i>P</i>
<b><i>I</i> &amp; <i>R</i></b>			$IR$	$I^2R$
<b><i>I</i> &amp; <i>E</i></b>		$\frac{E}{I}$		$EI$
<b><i>I</i> &amp; <i>P</i></b>		$\frac{P}{I^2}$	$\frac{P}{I}$	
<b><i>R</i> &amp; <i>E</i></b>	$\frac{E}{R}$			$\frac{E^2}{R}$
<b><i>R</i> &amp; <i>P</i></b>	$\sqrt{\frac{P}{R}}$		$\sqrt{PR}$	
<b><i>E</i> &amp; <i>P</i></b>	$\frac{P}{E}$	$\frac{E^2}{P}$		

## Ohm's Law Formulas for A-C Circuits

Known Values	Formulas for Determining Unknown Values of . . .			
	<i>I</i>	<i>Z</i>	<i>E</i>	<i>P</i>
<b><i>I</i> &amp; <i>Z</i></b>			$IZ$	$I^2Z \cos \theta$
<b><i>I</i> &amp; <i>E</i></b>		$\frac{E}{I}$		$IE \cos \theta$
<b><i>I</i> &amp; <i>P</i></b>		$\frac{P}{I^2 \cos \theta}$	$\frac{P}{I \cos \theta}$	
<b><i>Z</i> &amp; <i>E</i></b>	$\frac{E}{Z}$			$\frac{E^2 \cos \theta}{Z}$
<b><i>Z</i> &amp; <i>P</i></b>	$\sqrt{\frac{P}{Z \cos \theta}}$		$\sqrt{\frac{PZ}{\cos \theta}}$	
<b><i>E</i> &amp; <i>P</i></b>	$\frac{P}{E \cos \theta}$	$\frac{E^2 \cos \theta}{P}$		

## Coil Winding Data

### Turns Per Inch

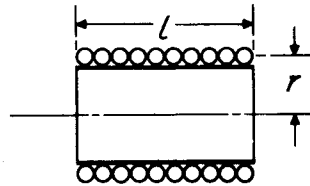
Gauge (AWG) or (B&S)	Number of Turns per Linear Inch			
	Enamel	S.S.C.	D.S.C. and S.C.C.	D.C.C.
1	—	—	3.3	3.3
2	—	—	3.8	3.6
3	—	—	4.2	4.0
4	—	—	4.7	4.5
5	—	—	5.2	5.0
6	—	—	5.9	5.6
7	—	—	6.5	6.2
8	7.6	—	7.4	7.1
9	8.6	—	8.2	7.8
10	9.6	—	9.3	8.9
11	10.7	—	10.3	9.8
12	12.0	—	11.5	10.9
13	13.5	—	12.8	12.0
14	15.0	—	14.2	13.8
15	16.8	—	15.8	14.7
16	18.9	18.9	17.9	16.4
17	21.2	21.2	19.9	18.1
18	23.6	23.6	22.0	19.8
19	26.4	26.4	24.4	21.8
20	29.4	29.4	27.0	23.8
21	33.1	32.7	29.8	26.0
22	37.0	36.5	34.1	30.0
23	41.3	40.6	37.6	31.6
24	46.3	45.3	41.5	35.6
25	51.7	50.4	45.6	38.6
26	58.0	55.6	50.2	41.8
27	64.9	61.5	55.0	45.0
28	72.7	68.6	60.2	48.5
29	81.6	74.8	65.4	51.8
30	90.5	83.3	71.5	55.5
31	101.	92.0	77.5	59.2
32	113.	101.	83.6	62.6
33	127.	110.	90.3	66.3
34	143.	120.	97.0	70.0
35	158.	132.	104.	73.5
36	175.	143.	111.	77.0
37	198.	154.	118.	80.3
38	224.	166.	126.	83.6
39	248.	181.	133.	86.6
40	282.	194.	140.	89.7

### Coil Winding Formulas

The following approximations for winding *r-f* coils are accurate to within approx. 1% for nearly all small air-core coils, where

- L* = self inductance in microhenrys,
- N* = total number of turns,
- r* = mean radius in inches,
- l* = length of coil in inches,
- b* = depth of coil in inches.

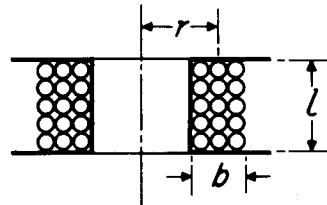
#### Single-Layer Wound Coils



$$L = \frac{(rN)^2}{9r + 10l}$$

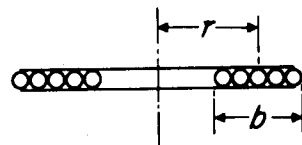
$$N = \frac{\sqrt{L(9r + 10l)}}{r}$$

#### Multi-Layer Wound Coils



$$L = \frac{0.8(rN)^2}{6r + 9l + 10b}$$

#### Single-Layer Spiral Wound Coils



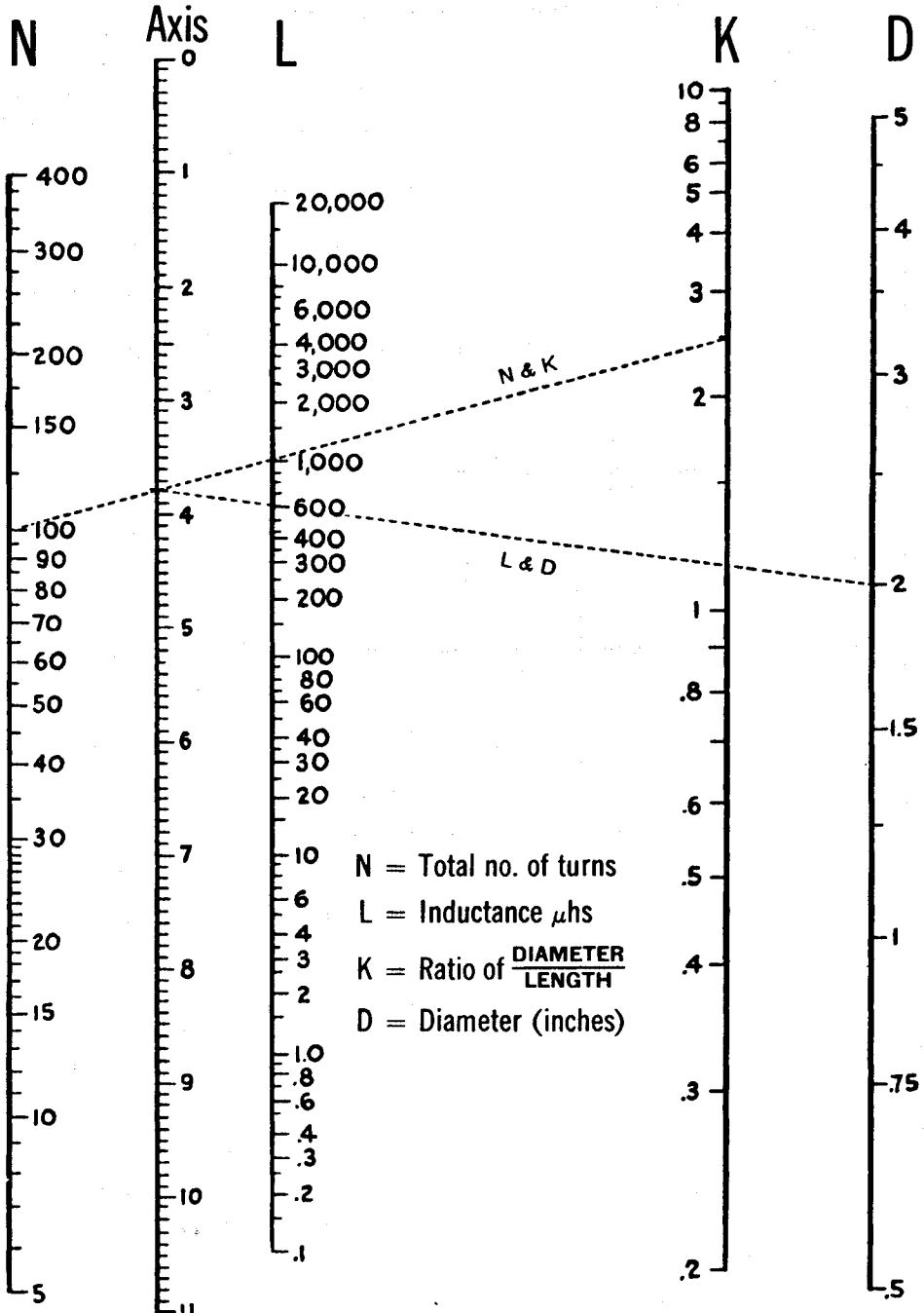
$$L = \frac{(rN)^2}{8r + 11b}$$

**Table of Standard Annealed Bare Copper Wire  
Using American Wire Gauge (B&S)**

Gauge (AWG) or (B & S)	DIAMETER INCHES			AREA	WEIGHT	LENGTH	RESISTANCE AT 68° F			Current* Capacity (Amps)— Rubber Insulated
	Min.	Nom.	Max.	Circular Mils	Pounds per M'	Feet per Lb.	Ohms per M'	Feet per Ohm	Ohms per Lb.	
<b>0000</b>	.4554	.4600	.4646	211600.	640.5	1.561	.04901	20400.	.00007652	<b>225</b>
<b>000</b>	.4055	.4096	.4137	167800.	507.9	1.968	.06180	16180.	.0001217	<b>175</b>
<b>00</b>	.3612	.3648	.3684	133100.	402.8	2.482	.07793	12830.	.0001935	<b>150</b>
<b>0</b>	.3217	.3249	.3281	105500.	319.5	3.130	.09827	10180.	.0003076	<b>125</b>
<b>1</b>	.2864	.2893	.2922	83690.	253.3	3.947	.1239	8070.	.0004891	<b>100</b>
<b>2</b>	.2550	.2576	.2602	66370.	200.9	4.977	.1563	6400.	.0007778	<b>90</b>
<b>3</b>	.2271	.2294	.2317	52640.	159.3	6.276	.1970	5075.	.001237	<b>80</b>
<b>4</b>	.2023	.2043	.2063	41740.	126.4	7.914	.2485	4025.	.001966	<b>70</b>
<b>5</b>	.1801	.1819	.1837	33100.	100.2	9.980	.3133	3192.	.003127	<b>55</b>
<b>6</b>	.1604	.1620	.1636	26250.	79.46	12.58	.3951	2531.	.004972	<b>50</b>
<b>7</b>	.1429	.1443	.1457	20820.	63.02	15.87	.4982	2007.	.007905	<b>35</b>
<b>8</b>	.1272	.1285	.1298	16510.	49.98	20.01	.6282	1592.	.01257	<b>35</b>
<b>9</b>	.1133	.1144	.1155	13090.	39.63	25.23	.7921	1262.	.01999	<b>25</b>
<b>10</b>	.1009	.1019	.1029	10380.	31.43	31.82	.9989	1001.	.03178	<b>25</b>
<b>11</b>	.08983	.09074	.09165	8234.	24.92	40.12	1.260	794.	.05053	<b>20</b>
<b>12</b>	.08000	.08081	.08162	6530.	19.77	50.59	1.588	629.6	.08035	<b>20</b>
<b>13</b>	.07124	.07196	.07268	5178.	15.68	63.80	2.003	499.3	.1278	<b>15</b>
<b>14</b>	.06344	.06408	.06472	4107.	12.43	80.44	2.525	396.0	.2032	<b>15</b>
<b>15</b>	.05650	.05707	.05764	3257.	9.858	101.4	3.184	314.0	.3230	<b>6</b>
<b>16</b>	.05031	.05082	.05133	2583.	7.818	127.9	4.016	249.0	.5136	<b>6</b>
<b>17</b>	.04481	.04526	.04571	2048.	6.200	161.3	5.064	197.5	.8167	<b>3</b>
<b>18</b>	.03990	.04030	.04070	1624.	4.917	203.4	6.385	156.5	1.299	<b>3</b>
<b>19</b>	.03553	.03589	.03625	1288.	3.899	256.5	8.051	124.2	2.065	<b>3</b>
<b>20</b>	.03164	.03196	.03228	1022.	3.092	323.4	10.15	98.5	3.283	<b>3</b>
<b>21</b>	.02818	.02846	.02874	810.1	2.452	407.8	12.80	78.11	5.221	<b>3</b>
<b>22</b>	.02510	.02535	.02560	642.4	1.945	514.2	16.14	61.95	8.301	<b>3</b>
<b>23</b>	.02234	.02257	.02280	509.5	1.542	648.4	20.36	49.13	13.20	<b>3</b>
<b>24</b>	.01990	.02010	.02030	404.0	1.223	817.7	25.67	38.96	20.99	<b>3</b>
<b>25</b>	.01770	.01790	.01810	320.4	.9699	1031.	32.37	30.90	33.37	<b>3</b>
<b>26</b>	.01578	.01594	.01610	254.1	.7692	1300.	40.81	24.50	53.06	<b>3</b>
<b>27</b>	.01406	.01420	.01434	201.5	.6100	1639.	51.47	19.43	84.37	<b>3</b>
<b>28</b>	.01251	.01264	.01277	159.8	.4837	2067.	64.90	15.41	134.2	<b>3</b>
<b>29</b>	.01115	.01126	.01137	126.7	.3836	2607.	81.83	12.22	213.3	<b>3</b>
<b>30</b>	.00993	.01003	.01013	100.5	.3042	3287.	103.2	9.691	339.2	<b>3</b>
<b>31</b>	.008828	.008928	.009028	79.7	.2413	4145.	130.1	7.685	539.3	<b>3</b>
<b>32</b>	.007850	.007950	.008050	63.21	.1913	5227.	164.1	6.095	857.6	<b>3</b>
<b>33</b>	.006980	.007080	.007180	50.13	.1517	6591.	206.9	4.833	1364.	<b>3</b>
<b>34</b>	.006205	.006305	.006405	39.75	.1203	8310.	260.9	3.833	2168.	<b>3</b>
<b>35</b>	.005515	.005615	.005715	31.52	.09542	10480.	329.0	3.040	3448.	<b>3</b>
<b>36</b>	.004900	.005000	.005100	25.00	.07568	13210.	414.8	2.411	5482.	<b>3</b>
<b>37</b>	.004353	.004453	.004553	19.83	.06001	16660.	523.1	1.912	8717.	<b>3</b>
<b>38</b>	.003865	.003965	.004065	15.72	.04759	21010.	659.6	1.516	13860.	<b>3</b>
<b>39</b>	.003431	.003531	.003631	12.47	.03774	26500.	831.8	1.202	22040.	<b>3</b>
<b>40</b>	.003045	.003145	.003245	9.888	.02993	33410.	1049.	0.9534	35040.	<b>3</b>
<b>41</b>	.00270	.00280	.00290	7.8400	.02373	42140.	1323.	.7559	55750.	<b>3</b>
<b>42</b>	.00239	.00249	.00259	6.2001	.01877	53270.	1673.	.5977	89120.	<b>3</b>
<b>43</b>	.00212	.00222	.00232	4.9284	.01492	67020.	2104.	.4753	141000.	<b>3</b>
<b>44</b>	.00187	.00197	.00207	3.8809	.01175	85100.	2672.	.3743	227380.	<b>3</b>
<b>45</b>	.00166	.00176	.00186	3.0976	.00938	106600.	3348.	.2987	356890.	<b>3</b>
<b>46</b>	.00147	.00157	.00167	2.4649	.00746	134040.	4207.	.2377	563900.	<b>3</b>

\*Note: Values from National Electrical Code.

### Single-Layer Wound Coil Chart



N = Total no. of turns  
 L = Inductance  $\mu$ hs  
 K = Ratio of  $\frac{\text{DIAMETER}}{\text{LENGTH}}$   
 D = Diameter (inches)

Courtesy, P. R. Mallory & Co., Inc.

## Single-Layer Wound Coil Chart

The chart on the opposite page provides a convenient means of determining the unknown factors of small sized single-layer wound r-f coils. Values thus found so closely approximate those determined by measurement or mathematical calculation as to be entirely satisfactory for all practical purposes of experimentation, design, and repair work. Since in all coils of this type, the difference between the mean and inner diameter of the winding is so slight as to be negligible, **D** in all instances may be either the mean or inner diameter as desired.

**Example:** Given the total number of turns, winding length and diameter of a coil,— to find the inductance;

1. Place a straightedge on the chart so as to form a line intersecting the number of turns **N**, and the ratio of diameter to length **K**, and note the point intersected on the linear **axis** column.

2. Now move the straightedge so as to form a second line which will intersect this same point on the **axis** column, and the diameter **D**.

3. The point where this line intersects the **L** column indicates the inductance of the coil in microhenries.

**Example:** Given the diameter, winding length and inductance in microhenries,— to find the number of turns;

1. Simply reverse the process outlined above for determining inductance.
2. After finding the number of turns, consult the wire table on page 34 and determine the size of wire to be used.

The dotted lines appearing on the chart illustrate the correct plotting of a 600-microhenry coil consisting of 100 turns of wire, wound to 51/64" on a form 2" in diameter.

## Inductance, Capacitance, Reactance Charts

The direct-reading charts appearing on the following three pages are designed for determining unknown values of frequency, inductance, capacitance and reactance components operating in a-f and r-f circuits.

The simplifications embodied in these charts make them extremely useful. The frequency range covered comprises the frequency spectrum from 1 cycle per second up to 1000 megacycles per second. All of the scales involved are plotted in actual magnitudes so that no computations are required to determine the location of the decimal point in the final result.

To make these conditions possible the frequency spectrum has been divided into three parts:

**Chart I** (page 38)—Covers the range from 1 cycle to 1000 cycles.

**Chart II** (page 39)—From 1 kilocycle to 1000 kilocycles.

**Chart III** (page 40)—From 1 megacycle to 1000 megacycles.

Inductance, capacitance, reactance and frequency have been plotted so that the reactance offered by an inductance or capacitance at any frequency may be readily determined by placing a straight-edge across the chart connecting the known quantities.

Since  $X_L = X_C$  at resonance in most radio circuits, the charts may also be used to find the resonant frequency of any combination of **L** and **C**.

To illustrate with a simple example, suppose the reactance of a 0.01  $\mu$ f. capacitor is desired at a frequency of 400 cycles. Place a straight-edge across the proper chart so as to connect the points 0.01  $\mu$ f. and 400 cycles per sec. The quantity desired is the point of intersection with the reactance scale which is 40,000 ohms. The straight-edge also intersects the inductance scale at 15.8 henrys indicating that this value of inductance likewise has a reactance of 40,000 ohms at 400 cycles per sec. and furthermore, that these values of **L** and **C** produce resonance at this frequency.

There are many practical uses for these charts. The radio experimenter, maintenance man and engineer will find them helpful in the rapid solution of many reactance problems. Unusual care was exercised in laying out the various scales in order to secure a high degree of accuracy for the charts. Results should be obtainable which are at least as accurate as might be secured with a ten-inch slide rule.

Inductance, Capacitance, Reactance—(Continued)

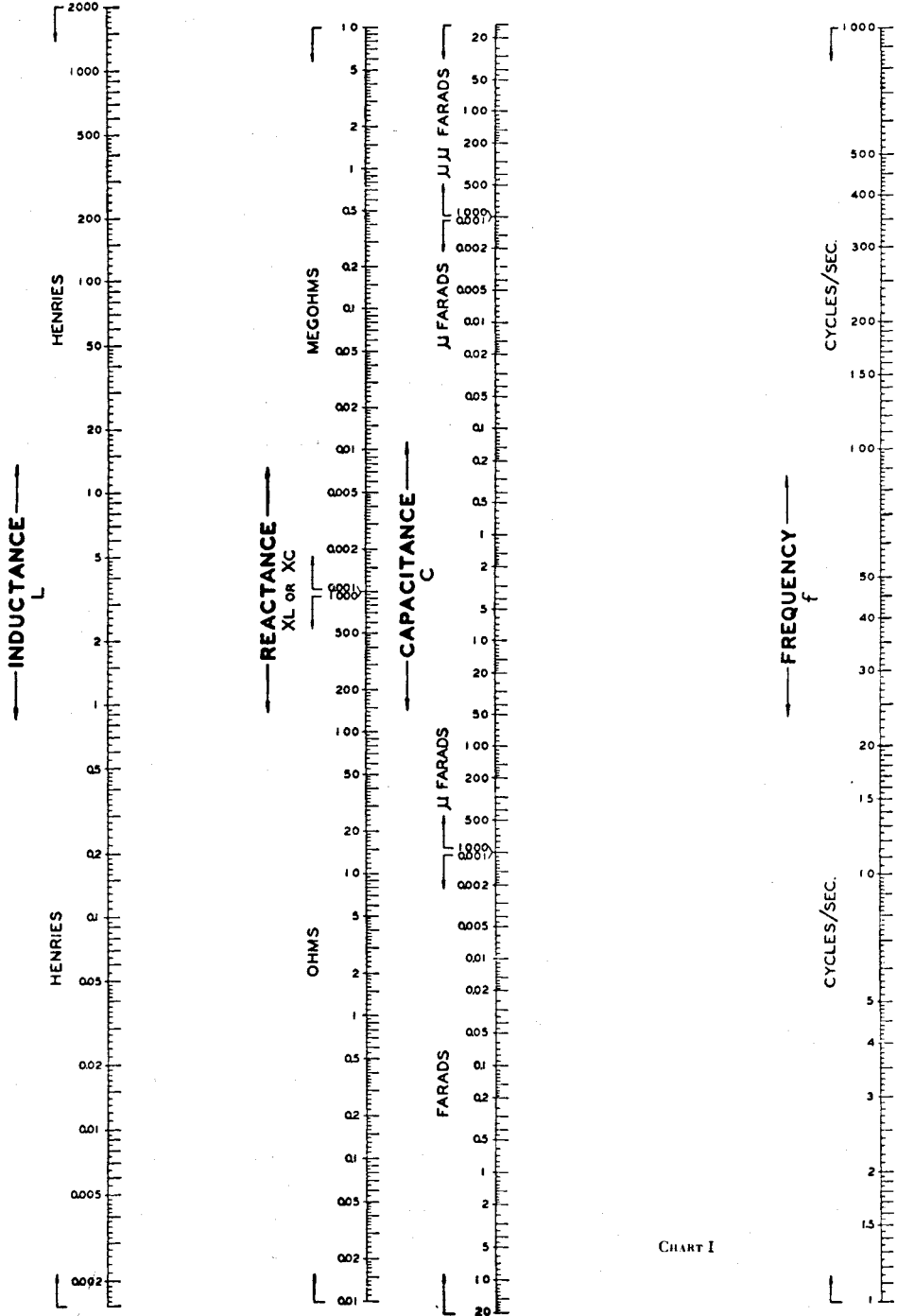


CHART I

Courtesy, Sylvania Electric Products Inc.

Inductance, Capacitance, Reactance—(Continued)

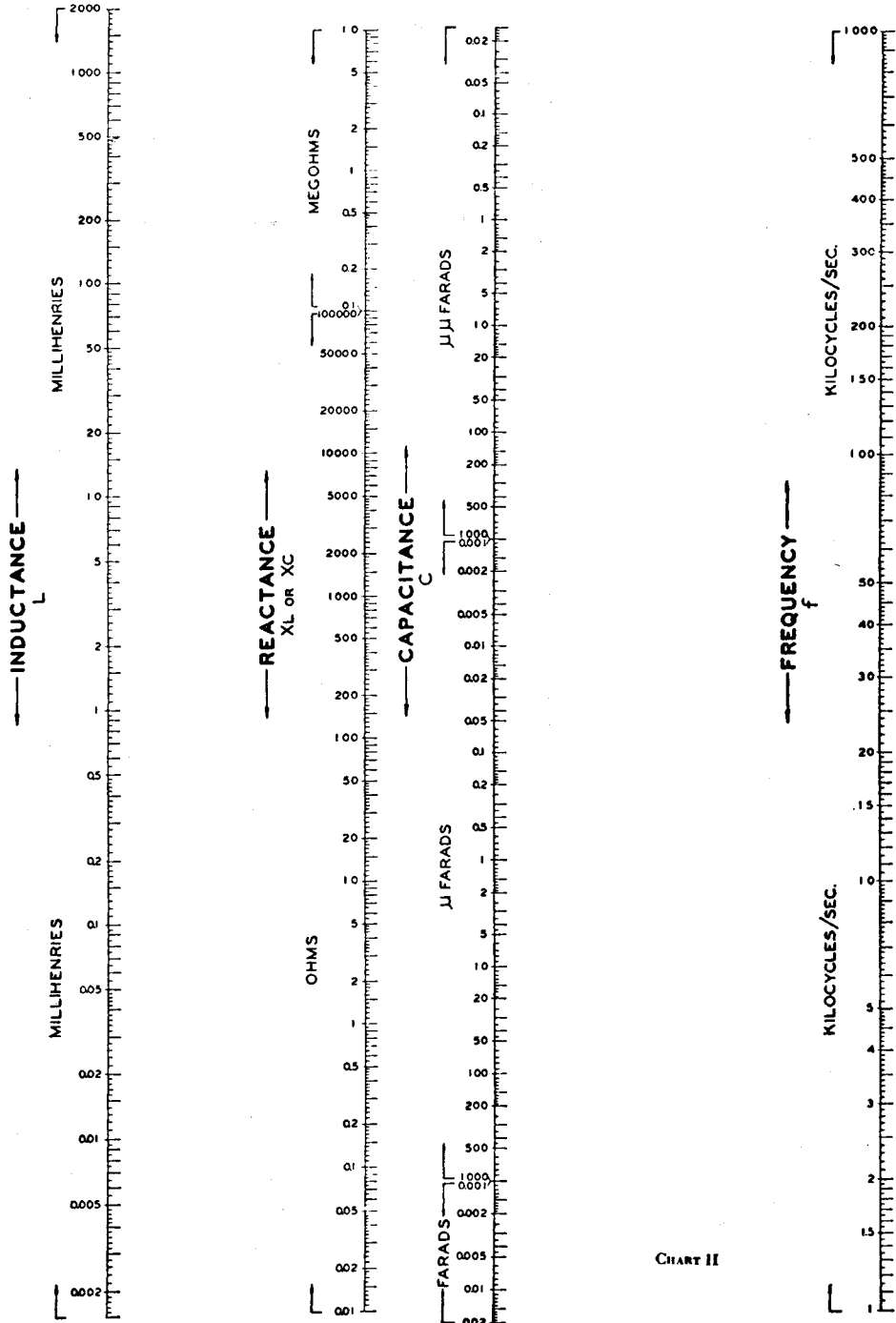


CHART II

Courtesy, Sylvania Electric Products Inc.

Inductance, Capacitance, Reactance—(Continued)


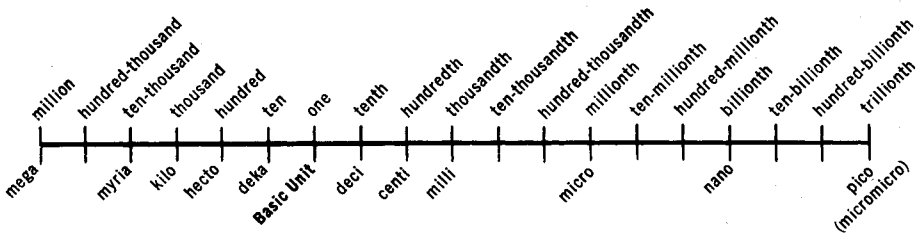


CHART III

Courtesy, Sylvania Electric Products Inc.



## Metric Relationships



The above chart shows the relation of the most used values in the American and the metric systems of notation.

This chart also serves to quickly locate the decimal point in the conversion from one metric expression to another.

**Example:** Convert 5.0 milliwatts to watts. Place the finger on milli and count the number of steps from there to units (since the

term watt is a basic unit). The number of steps so counted is three, and the direction was to the left. Therefore, 5.0 milliwatts is the equivalent of .005 watts.

**Example:** Convert 0.00035 microfarads to picofarads (micromicrofarads). Here the number of steps counted will be six to the right. Therefore 0.00035 microfarads is the equivalent of 350 picofarads.

## New International Codes

The gradual adoption in this country of new international codes for metric prefixes and measurement terminology by government agencies, industry, technical magazines, book publishers and others, is slowly changing the system of measurement and evaluation codes in general use today.

Acceptance of the new codes here, however, has been slow. We have, therefore, continued to use the more familiar terminology in this handbook with the following exceptions which appear in the metric tables in the next two pages:

1. The cumbersome term "micromicro" has been replaced by "pico". Micro-microfarad ( $\mu\mu\text{f}$ ) now becomes "picofarad" (pf).

2. "Kilomega" (km) has been replaced by "giga" (G).

"Hertz". This term was recently adopted in the United States but it is not represented in this handbook. It is, however, already used by some publishers in place of "cycles" in references to frequency specifications.

The old familiar terms such as "cycles" (cyc), "kilocycles" (kc) and "megacycles" (Mc), are replaced by "Hertz" (Hz), "kilohertz" (kHz) and "megahertz" (MHz).

To combine two of these changes in one specification, the old term "kilomegacycles" (kMc) has become "gigahertz" (GHz).

Heinrich Rudolph Hertz, was born in Germany in 1857 and died in 1894. He was the first scientist to detect, create and measure electromagnetic waves.

## Metric Unit Prefixes

Prefix	Symbol	Power of 10	Numerical Value	
tera	T	10 <sup>12</sup>	trillion	1,000,000,000,000
		10 <sup>11</sup>	hundred-billion	100,000,000,000
		10 <sup>10</sup>	ten-billion	10,000,000,000
giga	G	10 <sup>9</sup>	billion	1,000,000,000
		10 <sup>8</sup>	hundred-million	100,000,000
		10 <sup>7</sup>	ten-million	10,000,000
mega	M	10 <sup>6</sup>	million	1,000,000
		10 <sup>5</sup>	hundred-thousand	100,000
myria	my	10 <sup>4</sup>	ten-thousand	10,000
kilo	k	10 <sup>3</sup>	thousand	1,000
hecto	h	10 <sup>2</sup>	hundred	100
deka	da	10 <sup>1</sup>	ten	10
		10 <sup>0</sup>	one	1
deci	d	10 <sup>-1</sup>	tenth	.1
centi	c	10 <sup>-2</sup>	hundredth	.01
milli	m	10 <sup>-3</sup>	thousandth	.001
		10 <sup>-4</sup>	ten-thousandth	.000 1
		10 <sup>-5</sup>	hundred-thousandth	.000 01
micro	μ	10 <sup>-6</sup>	millionth	.000 001
		10 <sup>-7</sup>	ten-millionth	.000 000 1
		10 <sup>-8</sup>	hundred-millionth	.000 000 01
nano	n	10 <sup>-9</sup>	billionth	.000 000 001
		10 <sup>-10</sup>	ten-billionth	.000 000 000 1
		10 <sup>-11</sup>	hundred-billionth	.000 000 000 01
pico	p	10 <sup>-12</sup>	trillionth	.000 000 000 001
		10 <sup>-13</sup>	ten-trillionth	.000 000 000 000 1
		10 <sup>-14</sup>	hundred-trillionth	.000 000 000 000 01
femto	f	10 <sup>-15</sup>	quadrillionth	.000 000 000 000 001
		10 <sup>-16</sup>	ten-quadrillionth	.000 000 000 000 000 1
		10 <sup>-17</sup>	hundred-quadrillionth	.000 000 000 000 000 01
atto	a	10 <sup>-18</sup>	quintillionth	.000 000 000 000 000 001

Metric Conversion Table

ORIGINAL VALUE	DESIRED VALUE															
	Tera	Giga	Mega	Myria	Kilo	Hecto	Deka	Basic Unit	Deci	Centi	Milli	Micro	Nano	Pico	Femto	Atto
Tera		3→	6→	8→	9→	10→	11→	12→	13→	14→	15→	18→	21→	24→	27→	30→
Giga	← 3		3→	5→	6→	7→	8→	9→	10→	11→	12→	15→	18→	21→	24→	27→
Mega	← 6	← 3		2→	3→	4→	5→	6→	7→	8→	9→	12→	15→	18→	21→	24→
Myria	← 8	← 5	← 2		1→	2→	3→	4→	5→	6→	7→	10→	13→	16→	19→	22→
Kilo	← 9	← 6	← 3	← 1		1→	2→	3→	4→	5→	6→	9→	12→	15→	18→	21→
Hecto	← 10	← 7	← 4	← 2	← 1		1→	2→	3→	4→	5→	8→	11→	14→	17→	20→
Deka	← 11	← 8	← 5	← 3	← 2	← 1		1→	2→	3→	4→	7→	10→	13→	16→	19→
Basic Unit	← 12	← 9	← 6	← 4	← 3	← 2	← 1		1→	2→	3→	6→	9→	12→	15→	18→
Deci	← 13	← 10	← 7	← 5	← 4	← 3	← 2	← 1		1→	2→	5→	8→	11→	14→	17→
Centi	← 14	← 11	← 8	← 6	← 5	← 4	← 3	← 2	← 1		1→	4→	7→	10→	13→	16→
Milli	← 15	← 12	← 9	← 7	← 6	← 5	← 4	← 3	← 2	← 1		3→	6→	9→	12→	15→
Micro	← 18	← 15	← 12	← 10	← 9	← 8	← 7	← 6	← 5	← 4	← 3		3→	6→	9→	12→
Nano	← 21	← 18	← 15	← 13	← 12	← 11	← 10	← 9	← 8	← 7	← 6	← 3		3→	6→	9→
Pico	← 24	← 21	← 18	← 16	← 15	← 14	← 13	← 12	← 11	← 10	← 9	← 6	← 3		3→	6→
Femto	← 27	← 24	← 21	← 19	← 18	← 17	← 16	← 15	← 14	← 13	← 12	← 9	← 6	← 3		3→
Atto	← 30	← 27	← 24	← 22	← 21	← 20	← 19	← 18	← 17	← 16	← 15	← 12	← 9	← 6	← 3	

43

The above metric conversion table provides a fast and automatic means of conversion from one metric notation to another. The term "Basic Unit" denotes the basic units of measurement, such as amperes, volts, ohms, watts, cycles, meters, grams, etc. To use the table, first locate the original or given value in the left-hand column. Now follow this line horizontally to the vertical column headed by the prefix of the desired value. The figure and arrow at this point indicates number of places and direction decimal point is to be moved.

**Example:** Convert 0.15 ampere to milliamperes. Starting at the "Units" box in the left-hand column (since ampere is a basic unit of measurement), move horizontally to the column headed by the prefix "Milli," and read 3→. Thus 0.15 ampere is the equivalent of 150 milliamperes.

**Example:** Convert 50,000 kilocycles to megacycles. Read in the box horizontal to "Kilo" and under "Mega," the notation ←3, which means a shift of the decimal three places to the left. Thus 50,000 kilocycles is the equivalent of 50 megacycles.

## How to Use Logarithms

Logarithms are used to simplify numerical computations involving multiplications, division, powers and roots. With logarithms, multiplication is reduced to simple addition, and division is reduced to simple subtraction. Raising to a power is reduced to a single multiplication, and extracting a root is reduced to a single division.

The common logarithm of any number is the power to which 10 must be raised in order to equal that number.

Therefore, since

$$\begin{aligned} 1000 &= 10^3 \\ 100 &= 10^2 \\ 10 &= 10^1 \\ 1 &= 10^0 \\ 0.1 &= 10^{-1} \\ 0.01 &= 10^{-2} \\ 0.001 &= 10^{-3} \\ 0.0001 &= 10^{-4} \end{aligned}$$

it is true that

$$\begin{aligned} \log 1000 &= 3 \\ \log 100 &= 2 \\ \log 10 &= 1 \\ \log 1 &= 0 \\ \log 0.1 &= -1 \\ \log 0.01 &= -2 \\ \log 0.001 &= -3 \\ \log 0.0001 &= -4 \end{aligned}$$

The common system of logarithms has for its base the number 10, and is written  $\log_{10}$  or more commonly  $\log$ , since the base 10 is always implied unless some other base is specifically indicated. There are formulas however which use the natural system of logarithms. This system has for its base the number 2.718... which is represented by the Greek letter  $e$  and is always written  $\log e$ .

A table of natural logarithms has not been included in this handbook however, since the common log of a number is approximately equal to 0.4343 times the natural log of the same number. Conversely, the natural log of a number is approximately equal to 2.3026 times the common log of the same number.

In observing the following exponential and logarithmic relationships,

Exponential Form	Logarithmic Form
100 = $10^2$	$\log 100 = 2.000$
15 = $10^{1.176}$	$\log 15 = 1.176$
10 = $10^1$	$\log 10 = 1.000$
7 = $10^{.845}$	$\log 7 = 0.845$
1 = $10^0$	$\log 1 = 0.000$
0.1 = $10^{-1}$	$\log 0.1 = -1.000$
0.7 = $10^{-1.845}$	$\log 0.7 = -1.845$
0.015 = $10^{-2.176}$	$\log 0.015 = -2.176$
0.001 = $10^{-3}$	$\log 0.001 = -3.000$

it will be seen that only the direct powers of 10 have whole numbers for logarithms; also that the logarithms of all numbers lying between a power of 10, consist of a whole number and a decimal. The whole number is called the characteristic, and the decimal, the mantissa. Since the characteristic serves only to fix the location of the decimal point in the expression indicated by the log, it can be found by inspection and is not included in the log table. The following will be helpful:

1. The characteristic of any number greater than 1 is always positive and is equal to one less than the number of digits to the left of the decimal.
2. The characteristic of any number less than 1 is always negative and is equal to one plus the number of zeros to the decimal.
3. The characteristic of any number may be determined by expressing the number as a power of 10 and using this power as the characteristic of the logarithm for that number.

Since only the characteristic of a logarithm is ever negative, the mantissa always being a positive number, it is customary to write a log containing a negative characteristic as follows:

$$\log 0.7 = \bar{1}.845,$$

or, by adding +10 to the characteristic and, in order to maintain equality, -10 at the right of the characteristic,

$$\log 0.7 = 9.845 - 10$$

Examples:

150	$1.5 \times 10^2$	2
15	$1.5 \times 10^1$	1
1.5	$1.5 \times 10^0$	0
0.15	$1.5 \times 10^{-1}$	-1 or 9 - 10
0.015	$1.5 \times 10^{-2}$	-2 or 8 - 10
0.0015	$1.5 \times 10^{-3}$	-3 or 7 - 10

Therefore, to find the logarithm of any number:

1. Write the number as a power of 10, and put down the resulting exponent of 10 as the characteristic.
2. Determine the mantissa from the log tables on page 102, and write this as a decimal figure following the characteristic.
3. If the resulting logarithm has a negative characteristic, change this to the positive form.

Example: Find the logarithm of .00623:

Since  $.00623 = 6.23 \times 10^{-3}$ , the characteristic is -3. The mantissa as shown by the log table is 7945. The resultant logarithm = 3.7945 or when written in its positive form, 7.7945 - 10.

To find the log of any number having more than three significant figures (by interpolation):

1. Determine the characteristic.
2. Find the mantissa corresponding to the first three significant figures.
3. Find the next higher mantissa and take the tabular difference.
4. Find the product of the tabular difference and the digit following the first three significant figures of the given number written as a decimal.
5. Add this product to the lesser mantissa.

Example: Find the logarithm of 54.65.

Since  $54.65 = 5.465 \times 10^1$ , the characteristic is 1.

Next higher mantissa = .7380

Next lower mantissa = .7372

Tabular difference = .0008

	$\times .5$
Product	.00040
Plus lesser mantissa	.7372
Mantissa of 5.465	.7376

$\therefore \log 54.65 = 1.7376$

Although a four-place log table is used here, for purposes where accuracy to 3 significant figures is required, generally, a three place table is sufficiently accurate for all practical purposes. Since the mantissa of a logarithm represents only the significant figures of any number, the same mantissa is used for .04, 4, 400, etc., the decimal point being fixed later by the characteristic. Therefore any number consisting of 1 or 2 significant figures may be found in the column marked **N**, and its mantissa will be found on the same line in this column headed by **0**. For any number containing 3 significant figures, locate the first two figures in the **N** column, and the third figure in the column headed by the corresponding digit. The mantissa will be found in this column, on a line even with the first two digits.

Example:

log	21	= 1.3222
log	2.1	= 0.3222
log	210	= 2.3222
log	.0021	= 7.3222 - 10
log	213	= 2.3284
log	.0213	= 8.3284 - 10
log	3	= 0.4771
log	300	= 2.4771
log	.003	= 7.4771 - 10

The number corresponding to a given logarithm is called the antilogarithm, and is written "antilog". Example: Since  $\log 692 = 2.8401$ , the antilog of 2.8401 = 692.

Finding the antilog of a number is the reverse of finding the logarithm. First locate the mantissa in the log table, and determine its corresponding number. Now, place the decimal as indicated by the characteristic.

Example: To find the antilog of 3.9138, look up 9138 in the log table. Its corresponding number is 82, or expressed as a power of 10, equals 8.2. A characteristic of 3 means that 8.2 must be multiplied by  $10^3$ . Therefore, antilog 3.9138 =  $8.2 \times 10^3 = 8200$ .

Similarly

Antilog 5.9138 =  $8.2 \times 10^5 = 82,0000$

Antilog 0.9138 =  $8.2 \times 10^0 = 8.2$

Antilog 7.9138 - 10 =  $8.2 \times 10^{-3} = 0.0082$

Antilog 9.9138 - 10 =  $8.2 \times 10^{-1} = 0.82$

To find the antilogarithm of a logarithm

whose mantissa is not exactly given in the table,

1. Find the tabular difference between the next highest and next lowest mantissas.
2. Divide this by the difference between the given mantissa and the next lowest mantissa.
3. Add the resulting quotient to the significant figures expressed by the next lower mantissa.
4. Place the decimal as indicated by the given characteristic.

**Example:** Find the antilog of 1.7376

Next higher mantissa	.7380
Next lower mantissa	.7372
Tabular difference	.0008
Given mantissa	.7376
Next lower mantissa	.7372
Tabular difference	.0004
Quotient of $\frac{.0004}{.0008}$	= .5

The resultant figure therefore is .5 larger than the significant figures expressed by the lesser mantissa .7372 or 546. The sequence of figures therefore is 546.5

∴ the antilog of 1.7376 = 54.65

**NOTE:** When interpolating as shown above, do not exceed four significant figures in your answer since interpolated results from a four-place table are not accurate beyond this point.

Logarithms are added or subtracted like arithmetical numbers, provided they are written with positive characteristics. If the characteristic in the total is greater than 9, and the notation -10, -20, -30, etc., appears after the mantissa, subtract a multiple of 10 from the positive part and add the same multiple of 10 to the negative part, so as to make the resultant characteristic less than 10.

**EXAMPLES:**

**Addition of logarithms**

2.764	6.326 - 10	6.328 - 10
4.304	6.284	7.764 - 10
7.068	12.610 - 10	9.104 - 10
	or	23.196 - 30
	2.610	or
		3.196 - 10

**Subtraction of logarithms**

4.107	{	14.107 - 10
6.986	{	6.986
		7.121 - 10
		11.672 - 10
		5.785 - 10
		5.887

The relationships of logarithmic operations are expressed by the following formulas:

$$\log(a \times b) = \log a + \log b$$

$$\log\left(\frac{a}{b}\right) = \log a - \log b$$

$$\log(a)^b = b \log a$$

$$\log \sqrt[b]{a} = \frac{\log a}{b}$$

**EXAMPLES**

**To Multiply** 1.24 by 246

log of 1.24	= 0.0934
log of 246	= 2.3909
Total	2.4843

The antilog of 2.4843 = 305, which is as accurate as can be determined with a four-place table. The full answer to this problem is 305.04.

**To Divide** 961 by 224

log of 961	= 2.9827
log of 224	= 2.3502
Difference	0.6325

The antilog of 0.6325 = 4.29 which is as accurate as can be determined with a four-place table. The product of 224 and 4.29 is 960.96.

**Powers:** Find 12<sup>2</sup> by logarithms:

log of 12	= 1.0792
	× 2
	2.1584

The antilog of 2.1584 = 144.

**Roots** Find  $\sqrt[3]{343}$

log of 343	= 2.5353 ÷ 3 = .8451
The antilog of .8451	= 7.

**Logarithms of Negative Numbers.** Because the logarithms of negative numbers are imaginary in character, they cannot be used in computation as with positive numbers. However, since the numerical results of multiplying, dividing, etc., are not affected by the signs, you can determine the numerical results by logarithms and later affix the final + or - signs by inspection.

## Directly Interchangeable Tubes

NOTE: Tubes in the "Tube Number" column are directly replaceable with tubes in the "Replace With" column. The reverse, however, will not be a correct replacement on many tube types.

Replacements shown for many older tube types are the newer more reliable industrial equivalents. Many of these will be listed only in the catalog of Allied Radio's industrial subsidiary, Allied Electronics Corp., but may be purchased from Allied Radio. Prices on request.

Tube Number	Replace with	Tube Number	Replace with	Tube Number	Replace with
0A2	{ 6073 6626	1AX2	{ 1H2 1S2A	1LA4	1LA4E
0A3	VR75		{ 1AU3 1G3GT	1LA6	1LC6
0A4	1267		{ 1G3GT/1B3GT 1J3GT	1LC5	1LN5
		1B3GT	{ 1K3GT 1N2 1N2A	1LC6	1LA6
0B2	{ OB2WA 6074 6627		{ 1A4 1A4P 1A4T	1LE3	1LF3
0B3	VR90		{ 1B4P 1B4T	1LF3	1LE3
0C3	VR105		{ 32 34 951	1LN5	1LC5
0D3	VR150	1B4	{ 25 1K4 1Q5	1M3	1N3
0Y4	OY4G		{ 1C8 1D5 1D8 1DN5 1E4 1E5 1E8	1M5	1K5
		1B5	{ 1A4P 1A4T 1B4 1B4P 1B4T 32 34 951	1N2	{ 1N2A 1AU3 1J3A
0Z4	{ 1003 OZ4A	1C4	{ 1N2A 1N2 1N2A	1N2A	{ 1N2 1AU3 1J3A
		1C5	{ 1N3 1N5 1P5 1P5 1Q5 1R5SF	1N3	1M3
1A4	{ 1A4P 1A4T 1B4 1B4P 1B4T 32 34 951	1C8	{ 1N5 1P5 1Q5 1R5SF	1N5	1P5
		1D5	{ 1P5 1Q5 1R5SF	1N5	1N5
1A5	1T5	1D8	{ 1Q5 1R5SF	1Q5	1C5
1AC5	1V5	1DN5	{ 1S2 1H2	1R5SF	1AQ5
1AD5	1W5	1E4	{ 1S2 1H2	1S2	{ 1S2A 1H2
		1E5	{ 1S6 1T4SF	1S6	1T6
		1E8	{ 1AF4 1AJ4 1AM4	1T4SF	{ 1AF4 1AJ4 1AM4
1AF4	{ 1AJ4 1AM4 1T4SF	1E8	{ 1T5 1T6 1U4 1U5 1U5SF 1V 1V5 1W5	1T5	1A5
1AF5	{ 1AH5 1AR5	1G3GT	{ 1T6 1S6 5910 1DN5 1AS5 6Z3 1ACS 1AD5	1T6	1S6
1AG5	{ 2E41 2E42	1G4	{ 1U4 1U5 1U5SF 1V 1V5 1W5	1U4	5910
1AH5	{ 1AF5 1AR5	1G5	{ 1V 1V5 1W5	1U5	1DN5
			{ 1X2A 1X2B	1U5SF	1AS5
1AJ4	{ 1AF4 1AM4 1T4SF	1J3GT	{ 1X2A 1X2B	1V	6Z3
1AM4	{ 1AF4 1AJ4 1T4SF		{ 2A3H 5930 2A7S 2AF4A 2AF4B	1V5	1ACS
1AQ5	1R5SF	1J5	{ 2A3H 5930 2A7S 2AF4A 2AF4B	1W5	1AD5
1AR5	{ 1AF5 1AH5		{ 2AV2 2AZ2 2B7S 2B7 2BA2 2CW4	1X2	{ 1X2A 1X2B
1AS5	1U5SF	1K3GT	{ 2AV2 2AZ2 2B7S 2B7 2BA2 2CW4	2A3	{ 2A3H 5930
1AU3	{ 1N2 1N2A		{ 2AV2 2AZ2 2B7S 2B7 2BA2 2CW4	2A7	2A7S
		1K4	{ 2CY5 2EAS	2AF4	{ 2AF4A 2AF4B
		1K5	{ 2EA5 2EV5	2AF4	{ 2AF4A 2AF4B
			{ 2EA5 2EV5	2AV2	2BA2
			{ 2EA5 2EV5	2AZ2	2BJ2
			{ 2EA5 2EV5	2B7S	2B7
			{ 2EA5 2EV5	2BA2	2AV2
			{ 2EA5 2EV5	2CW4	2DS4
			{ 2EA5 2EV5	2CY5	{ 2EA5 2EV5
			{ 2EA5 2EV5	2D54	2CW4
			{ 2EA5 2EV5	2EA5	2EV5

Directly Interchangeable Tubes—(Continued)

Tube Number	Replace with	Tube Number	Replace with	Tube Number	Replace with
2ER5	{ 2FQ5 2FQ5A 2FY5	3AW3	{ 3A3 3CA3	3ER5	{ 3FQ5 3FQ5A 3FY5
2EV5	2EA5	3B2	{ 3A3 3AW3	3EV5	3EA5
2E30	5812				{ 3ES5 3FQ5
2E31	2E32	3B5	{ 3C5 3Q5	3FH5	{ 3FQ5A 3GK5
2E32	2E31				{ 3FQ5A 3ES5 3GK5
2E35	2E36	3B7	1291	3FQ5	{ 3FQ5A 3ES5 3GK5
2E36	2E35	3BA6	3AU6	3FS5	3GU5
2E41	2E42	3BC5	3CE5	3FY5	3ER5
2E42	2E41				{ 3FQ5 3FQ5A
	{ 2ES5 2FQ5 2FQ5A 2GK5	3BE6	{ 3BY6 3CS6	3GK5	{ 3FQ5 3FQ5A
2FH5					{ 3BU8 3GS8 3HS8 3KF8
		3BU8	{ 3BU8A 3GS8 3HS8 3KF8	3HA5	{ 3HK5 3HM5 3HQ5
2FQ5	{ 2FQ5A 2ES5 2GK5	3BX6	3BY7	3HM5	{ 3HA5 3HK5 3HQ5
2FS5	2GU5	3BY6	{ 3BE6 3CS6	3H5	{ 3HA5 3HK5 3HQ5
		3BY7	3BX6	3HM6	3HT6
2FY5	{ 2ER5 2FQ5 2FQ5A 2GK5	3BZ6	{ 3CB6 3CF6 3DK6	3HQ5	{ 3HA5 3HK5 3HM5
		3C4	3E5		{ 3BU8 3BU8A 3GS8 3KF8
2GK5	{ 2FQ5 2FQ5A	3C5	{ 3B5 3Q5	3H5	{ 3HA5 3HK5 3HQ5
2GU5	2FS5	3CA3	{ 3A3 3AW3	3HM6	3HT6
2G21	2G22				{ 3HA5 3HK5 3HM5
2G22	2G21	3CB6	{ 3BZ6 3CF6 3DK6	3HQ5	{ 3HA5 3HK5 3HM5
		3CE5	3BC5		{ 3BU8 3BU8A 3GS8 3KF8
2HA5	{ 2HK5 2HM5 2HQ5	3CF6	{ 3BZ6 3CB6 3DK6	3HT6	3HM6
		3CS6	{ 3BE6 3BY6		{ 3BU8 3BU8A 3GS8 3HS8
2HK5	{ 2HA5 2HM5 2HQ5	3CY5	{ 3EA5 3EV5	3K5	{ 3B5 3C5
2HM5	{ 2HA5 2HK5 2HQ5			3S4SF	{ 3W4 3Z4
2HQ5	{ 2HA5 2HK5 2HM5	3DK6	{ 3BZ6 3CB6 3CF6		
2X2	2Y2	3DZ4	3AF4B		
2Y2	2X2	3E5	3C4		
		3EA5	3EV5		
3A3	{ 3AW3 3CA3	3EH7	3EJ7		
3AF4A	3AF4B	3EJ7	3EH7		
3AU6	3BA6				



Directly Interchangeable Tubes—(Continued)

Tube Number	Replace with	Tube Number	Replace with	Tube Number	Replace with
3W4	{ 3S4SF 3Z4	4CB6	{ 4BZ6 4DE6 4DK6	4KF8	{ 4BU8 4GS8 4HS8
3Z4	{ 3S4SF 3W4	4CE5	4BC5	4KN8	4ES8
4AU6	4BA6	4CF6	{ 4BZ6 4CB6 4DK6	5AS4	{ 5AS4A 5DB4 5U4GB 5V3 5V3A
4BA6	4AU6	4CS6	4BE6	5AU4	{ 5V3 5V3A
4BC5	4CE5	4DE6	{ 4BZ6 4CB6 4DK6	5AW4	{ 5AS4 5AS4A 5AU4 5DB4 5R4G 5U4GA 5U4GB 5V3 5V3A
4BC8	{ 4BQ7A 4BS8 4BX8 4BZ7 4BZ8 5BK7A	4DK6	{ 4BZ6 4CB6 4DE6	5AX4	{ 5AXR4 5AS4 5AS4A 5R4G 5T4 5U4GA 5U4GB 5V4
4BE6	4CS6	4EH7	4EJ7	5BK7A	{ 4BC8 4BQ7A 4BS8 4BX8 4BZ7 4BZ8 5BK7A
4BL8	{ 5EA8 5U8	4EJ7	4EH7	5BQ7A	{ 4BZ7 4BZ8
4BQ7A	{ 4BC8 4BS8 4BX8 4BZ7 4BZ8 5BK7A	4ES8	4KN8	5BR8	5FV8
4BS8	{ 4BC8 4BQ7A 4BX8 4BZ7 4BZ8 5BK7A	4EW6	4GM6	5BS8	{ 5BQ7A 5BZ7
4BU8	{ 4GS8 4HS8 4KF8	4FS7	4GH8	5BZ7	{ 5BQ7A 5BS8
4BX8	{ 4BC8 4BQ7A 4BS8 4BZ7 4BZ8 5BK7A	4GJ7	4GX7	5CG4	{ 5AR4 5V4 5Z4
4BZ6	{ 4CB6 4DE6 4DK6	4GJ7	4GX7	5C68	5FG7
4BZ7	{ 4BC8 4BQ7A 4BS8 4BX8 4BZ8 5BK7A	4GM6	4EW6	5CM6	5CZ5
4BZ8	{ 4BC8 4BQ7A 4BS8 4BX8 4BZ7 5BK7A	4GS8	{ 4BU8 4HS8 4KF8	5DB4	{ 5AS4 5AS4A 5U4GB
		4GX7	4GJ7		
		4HA5	{ 4HM5 4HQ5		
		4HK5	{ 4HA5 4HM5 4HQ5		
		4HM5	{ 4HA5 4HQ5		
		4HM6	4HT6		
		4HQ5	{ 4HA5 4HM5		
		4HS8	{ 4BU8 4GS8 4KF8		
		4HT6	4HM6		
		4JK6	{ 4EW6 4JL6		
		4JL6	{ 4EW6 4JK6		

Directly Interchangeable Tubes—(Continued)

Tube Number	Replace with	Tube Number	Replace with	Tube Number	Replace with	
5DH8	5FV8	5W4	{ 5AR4 5CG4 5R4 5T4 5V4 5Y3 5Z4	6AG5	{ 6BC5 6CE5 6186	
5DJ4	5DN4			6AG7	6AK7	
5EA8	5U8			6AH6	6485	
5EW6	5GM6			6AJ5	7755	
5FV8	5BR8			6AJ7	{ 6AB7 6AC7	
5GH8	{ 5EA8 5U8	5X3	{ 13 80 83V 88	6AK5	{ 1220 5654 6096 6968	
5GJ7	5GX7				6AK7	6AG7
5GM6	5EW6	5Y3	{ 5AR4 5AX4 5CG4 5R4 5T4 5V4 5Z4 6087 6106	6AK8	{ 6T8 6T8A	
5GX7	5GJ7			6AL5	{ 6EB5 5726 6058 6097 6663 7631	
5JK6	{ 5EW6 5JL6					6AM5
5JL6	{ 5EW6 5JK6			6AM6	{ 6064 7498	
5T4	{ 5AR4 5R4			6AM8	6HJ8	
5U4G	{ 5U4GA 5U4GB 5AR4 5AS4 5AS4A 5AU4 5DB4 5R4 5T4 5V3 5931	5Z3	{ 83 1275	6AQ5	{ 6AQ5A 6BM5 7HG5 6005 6095 6669	
	5U4GA	{ 5U4GB 5AS4 5AS4A 5AU4 5DB4 5R4 5V3	5Z4		{ 5AR4 5CG4 5V4 6087	6AR6
		6AB4	6664	6AD4	{ 5637 5719 5719A 5898	
	6AB5	6N5	6AD6			6AF6
	6AB7	{ 6AC7 6AJ7 1853	6AD8	{ 6DC8 6N8	6AS6	{ 5725 7752
5U4GB	{ 5AS4 5AS4A 5AU4 5DB4 5V3	6AC7	{ 6AB7 6AJ7 1852 6134	6AS4	{ 6DM4 6DM4A 6DQ4 6DT4	
	5U8	5EA8	6AE5	6AF5	6AS7G	{ 6AS7GA 6AS7GT 6080 6520
5V3	{ 5V3A 5AU4	6AF3	6BR3	6AS11		{ 6AF11 6BD11
5V4	{ 5V4GA 5AR4	6AF5	6AE5		6AD6	
	6AF6	6AD6	6AF11	{ 6AS11 6BD11		

Directly Interchangeable Tubes—(Continued)

Tube Number	Replace with	Tube Number	Replace with	Tube Number	Replace with
6AT6	{ 6AV6 6BK6 6BT6 6066	6AX8	{ 6EA8 6GH8 6GH8A 6LM8 6U8 6U8A	6BA8A	{ 6BA8 6AU8 6AU8A 6AW8 6AW8A 6BH8
6AU4GT 6AU5GT	6AU4GTA 6FW5		{ 6AY3A 6AY3B 6BA3 6BS3 6BS3A 6DW4 6DW4A 6DW4B	6BC5	{ 6AG5 6CE5
6AU6	{ 6AU6A 6BA6 6I36 7543	6AY3	{ 6AY3A 6AY3B 6BA3 6BS3 6BS3A 6DW4 6DW4A 6DW4B	6BC8	{ 6BQ7 6BQ7A 6BS8 6BX8 6BZ7 6BZ8 6HK8 X155
6AU7	7AU7		{ 6AY3 6AY3B 6BA3 6BS3 6BS3A 6DW4 6DW4A 6DW4B	6BD6	{ 6BA6 6CG6
6AU8	{ 6AU8A 6AW8A 6BA8A 6BH8	6AY3A	{ 6AY3 6AY3B 6BA3 6BS3 6BS3A 6DW4 6DW4A 6DW4B	6BD11	6AF11
6AV5GT	{ 6AV5GA 6FW5		{ 6AY3 6AY3A 6BA3 6BS3 6BS3A 6DW4 6DW4A 6DW4B	6BE6	{ 6BY6 6CS6 5750 5915
6AV6	{ 6AT6 6BK6 6BT6 6066	6AY3B	{ 6AY3 6AY3A 6BA3 6BS3 6BS3A 6DW4 6DW4A 6DW4B	6BF6	6BU6
6AW6	{ 6CB6 6CB6A 6CF6 6CD6 6DE6	6B6	6Q7	6BF7	{ 6BG7 6021
6AW8	{ 6AW8A 6AU8 6AU8A 6BA8 6BA8A 6JV8 6KS8 6LF8	6BA3	{ 6AY3 6AY3A 6AY3B 6BS3 6BS3A 6DW4 6DW4A 6DW4B	6BG7	{ 6BF7 6021
6AX4	{ 6AX4GTA 6AX4GTB 6AS4GT 6DA4 6DA4A 6DM4 6DM4A 6DQ4 6DT4	6BA5	5638	6BH6	{ 6661 7693
6AX4GTA	{ 6AX4GTB 6DA4 6DA4A 6DM4 6DM4A 6DQ4 6DT4	6BA6	{ 6AU6 6AU6A 6BD6 6CG6 5749 6660 7496 7543	6BH8	{ 6AU8 6AU8A 6AW8 6AW8A 6BA8 6BA8A
		6BA8	{ 6BA8A 6AU8 6AU8A 6AW8 6AW8A 6BH8	6BJ3	6AX3
				6BJ6	{ 6BJ6A 6662 7694
				6BK6	{ 6AT6 6AV6 6BT6
				6BL7GT	{ 6BL7GTA 6BX7GT 6DN7
				6BL8	{ 6EA8 6LN8 6U8 6U8A

Directly Interchangeable Tubes—(Continued)

Tube Number	Replace with	Tube Number	Replace with	Tube Number	Replace with
6BM5	{ 6AQ5 6AQ5A	6BU8	{ 6BU8A 6GS8 6HS8 6KF8	6C6	{ 77 1221 1223 7700
6BQ5	{ 7189 7189A 7320	6BU8A	{ 6BU8 6GS8 6HS8 6KF8	6CA5	6EH5
6BQ6GT	{ 6BQ6GTA 6BQ6GTB 6BQ6GTB/6CU6 6CU6 6DQ6A 6DQ6B 6FH6 6GW6	6BW6	6061	6CB5	{ 6CB5A 6CL5
6BQ7	{ 6BQ7A 6BC8 6BS8 6BX8 6BZ7 6BZ8 6HK8 X155	6BW7	{ 6BX6 6EL7	6CB5A	6CL5
6BR5	6DA5	6BX6	{ 6BW7 6BY7 6EL7	6CB6	{ 6CB6A 6AW6 6CF6 6DC6 6DE6 6DK6 6HQ6 6676 7732
6BR7	6059	6BX7GT	{ 6BL7GT 6BL7GTA 6DN7	6CD6G	{ 6DN6 6EX6
6BR8	{ 6BR8A 6FV8 6FV8A 6JN8	6BX8	{ 6BC8 6BQ7 6BQ7A 6BS8 6BZ7 6BZ8 6HK8 X155	6CE3	6CD3
6BR8A	{ 6FV8 6FV8A 6JN8	6BY6	{ 6BE6 6CS6	6CF6	{ 6AW6 6CB6 6CB6A 6DC6 6DE6 6DK6
6BS3	{ 6BS3A 6DW4 6DW4A 6DW4B	6BY7	6BX6	6CG3	6CD3
6BS3A	{ 6BS3 6DW4 6DW4A 6DW4B	6BZ6	{ 6DC6 6HQ6 6JH6	6CG6	{ 6BA6 6BD6
6BS8	{ 6BC8 6BQ7 6BQ7A 6BX8 6BZ7 6BZ8 6HK8 X155	6BZ7	{ 6BC8 6BQ7 6BQ7A 6BS8 6BX8 6BZ8 6HK8 X155	6CG8	{ 6CG8A 6FG7
6BT6	{ 6AT6 6AV6 6BK6	6BZ8	{ 6BC8 6BQ7 6BQ7A 6BS8 6BX8 6BZ7 6HK8 X155	6CG8A	6FG7
6BU6	6BF6	6C4	6100	6CH6	{ 6132 7499
		6C5	{ 6J5 6L5	6CH7	6CX7
				6C16	6DR6
				6CL6	{ 6197 6297 6677
				6CQ4	6DE4
				6CQ6	6065
				6CS5	6DW5
				6CS6	{ 6BE6 6BY6

Directly Interchangeable Tubes—(Continued)

Tube Number	Replace with	Tube Number	Replace with	Tube Number	Replace with		
6CU6	{ 6BQ6GTB 6BQ6GTB/6CU6 6DQ6 6DQ6A 6DQ6B 6FH6 6GW6	6DE7	6EW7	6EL7	{ 6BW7 6BX6		
		6DG6GT	6W6GT	6EM7	{ 6EA7 6GL7		
		6DJ8	6ES8	6ES6	{ 6ET6 6FD6		
		6DK6	{ 6CB6 6CB6A 6CF6 6DC6 6DE6 6HQ6 8136	6DK6	{ 6CB6 6CB6A 6CF6 6DC6 6DE6 6HQ6 8136	6ES8	6DJ8
				6DM4	{ 6DM4A 6DA4A 6DQ4 6DT4	6ET6	{ 6ES6 6FD6
6DM4A	6DT4					6EV5	6EA5
6DN6	{ 6CD6G 6CD6GA 6EX6					6EW6	6GM6
						6EX6	6CD6GA
		6F4	6L4				
		6F7	6F7S				
6CY5	{ 6EA5 6EV5 7717 8113	6DM4A	6DT4	6FC7	6CW7		
		6D6	78	6FD6	{ 6ES6 6ET6		
6DA4	{ 6DA4A 6AX4GTA 6AX4GTB 6DM4 6DM4A 6DQ4 6DT4	6DQ4	6DT4	6FD7	6FR7		
		6DQ6	{ 6DQ6A 6DQ6B 6FH6 6GW6	6FH5	6ES5		
				6FQ5	{ 6DQ6B 6GW6		
				6FQ5A	{ 6FQ5A 6GK5		
				6FQ5A	{ 6FQ5 6GK5		
6DA4A	{ 6DM4A 6DQ4 6DT4	6DQ6A	{ 6DQ6B 6FH6 6GW6	6FR7	6FD7		
		6DQ6B	6GW6	6FSS	6FG5		
		6DR6	6CJ6	6FV8	{ 6FV8A 6BR8A		
6DA5	6BR5	6DR7	{ 6FD7 6FR7	6FV8A	{ 6FV8 6BR8A		
6DB6	6954	6DS4	{ 6CW4 7895	6FW8	6KN8		
6DC6	{ 6AW6 6BZ6 6CB6 6CB6A 6CF6 6DE6 6DK6	6EA5	6EV5	6G5	{ 6H5 6T5 6U5		
		6EA7	{ 6EM7 6GL7	6GE8	7734		
		6EA8	{ 6LN8 6U8A	6G5	{ 6T5 6U5		
		6EB5	6AL5	6GF5	6GE5		
		6DE6	{ 6AW6 6CB6 6CB6A 6CF6 6DC6 6DK6 6HQ6	6EB8	{ 6CX8 6GN8 6HF8 6JE8	6GH8	{ 6GH8A 6EA8 6U8A
6EH5	6CA5			6GH8A	{ 6GH8 6EA8 6U8A		
6EH7	6EJ7			6GJ7	6GX7		
6EJ7	6EH7						

Directly Interchangeable Tubes—(Continued)

Tube Number	Replace with	Tube Number	Replace with	Tube Number	Replace with
6GK5	{ 6FQ5 6FQ5A	6HM5	{ 6HA5 6HK5 6HQ5	6JN8	{ 6BR8A 6FV8 6FV8A
6GL7	{ 6EA7 6EM7	6HM6	6HT6	6JS6	{ 6JS6A 6KD6
6GM6	6EW6	6HQ5	{ 6HA5 6HK5 6HM5	6JS6A	{ 6JS6 6KD6
6GN8	{ 6CX8 6EB8 6HF8 6JA8 6JE8	6HQ6	{ 6BZ6 6CB6 6CB6A 6DE6 6DK6 6JH6	6JT8	{ 6JA8 6KR8 6KV8 6LK8 6LY8
6GS8	{ 6BU8 6BU8A 6HS8 6KF8	6HS8	{ 6BU8 6BU8A 6GS8 6KF8	6JV8	{ 6AW8 6AW8A 6KS8 6LF8
6GW6	6DQ6B	6HT6	6HM6	6JW8	6LX8
6GX6	{ 6GY6 6HZ6	6HZ6	{ 6GX6 6GY6	6K4	6778
6GX7	6GJ7	6J4	8532	6K7	{ 6U7 5732
6GY6	{ 6GX6 6HZ6	6J5	{ 6C5 6L5	6K11	6Q11
6H5	{ 6G5 6T5 6U5	6J6	{ 5964 6030 6099 6101	6KD8	{ 6EA8 6GH8 6GH8A 6U8 6U8A
6HA5	{ 6HK5 6HM5 6HQ5	6J7	{ 1233 1620 7000	6KF8	{ 6BU8 6BU8A 6GS8 6HS8
6HF8	{ 6CX8 6EB8 6GN8 6JA8 6JE8	6JA8	{ 6CX8 6EB8 6GN8 6HF8 6JE8 6JT8	6KM6	6JF6
6HG5	6AQ5A	6JE8	{ 6EB8 6GN8 6HF8 6JA8	6KR8	{ 6JT8 6KV8 6LB8 6LY8
6HJ8	6AM8A	6JF6	6KM6	6KS8	{ 6AU8 6AU8A 6AW8 6AW8A 6JV8 6LF8
6HK5	{ 6HA5 6HM5 6HQ5	6JH6	{ 6BZ6 6HQ6	6KV8	{ 6JT8 6KR8 6LB8 6LY8
6HK8	{ 6BC8 6BQ7 6BQ7A 6BS8 6BX8 6BZ7 6BZ8 X155	6JK6	{ 6EW6 6JL6	6L4	6F4
6HL8	6BL8	6JL6	{ 6EW6 6JK6		

Directly Interchangeable Tubes—(Continued)

Tube Number	Replace with	Tube Number	Replace with	Tube Number	Replace with
6L5	{ 6C5 6J5	6SH7	{ 6SG7 6006	6W4GT	{ 6W4GTA 6AS4GT 6AX4GT 6AX4GTA 6AX4GTB 6DA4 6DA4A 6DM4 6DM4A 6DQ4 6DT4 6U4GT
6L6	{ 6L6G 6L6GA 6L6GAY 6L6GB 6L6GC 6L6GT 6L6GX	6SJ7	5693		
	{ 1622 5881 5932 7581 7581A	6SK7	6137		
	6L7	{ 1612 1620	6SL7		6113
		6LB8	6SN7		{ 6SN7GTA 6SN7GTB 5692
					6S07
6L8	{ 6J18 6KR8 6KV8 6LY8	6SU7	6188		
	6LF8	6T5	{ 6G5 6H5 6U5		
6LM8			6T8		{ 6T8A 6AK8
	6LN8	6U4GT			{ 6AS4GT 6AX4GT 6AX4GTA 6AX4GTB 6DA4 6DA4A 6DM4 6DM4A 6DQ4 6DT4 6W4GT 6W4GTA
6LY8			6U5	{ 6G5 6H5 6T5	
	6N3	6U7		6K7	
6N5			6U8	{ 6U8A 6EA8 6LN8 1252 6678 7731	
	6N8	6U8A		{ 6EA8 6LN8	
6Q7			6V6	{ 6V6G 6V6GT 6V6GTA 6V6GTX 6V6GTY 6V6GX 6V6GY 5871 7408	
	6R8	6V6		{ 6V6G 6V6GT 6V6GTA 6V6GTX 6V6GTY 6V6GX 6V6GY 5871 7408	
6SA7			6W6	{ 6W6GT 6DG6GT	
	6SD7	6X4		{ 6BX4 6063 6202	
6SE7			6X5	{ 6X5GT 024 024A	
	6SG7	6X8		6X8A	
6SH7			6Z3	1V	
	6006	7A4		XXL	
6006			7A6	5679	
	6006	7A7		{ 7A7LM 7H7	
6006			7AB7	1204	
	6006	7AG7		7AH7	
6006			7AH7	{ 7AG7 7B7	
	6006	7AJ7		1273	
6006			7AN7	7EK7	
	6006	7AU7		6AU7	
6006			7B7	7AH7	
	6006	7C4		{ 1203 1203A	

Directly Interchangeable Tubes—(Continued)

Tube Number	Replace with	Tube Number	Replace with	Tube Number	Replace with			
7DJ8	7ES8	8GX7	8GJ7	10HF8	{10EB8 10GN8 10JA8 10JY8 10LZ8 11JE8}			
7E5	1201	8HG8	7HG8					
7E7	7R7	8JE8	{8CX8 8EB8 8GN8}					
7EK7	7AN7							
7ES8	7DJ8							
7FC7	7EK7	8JV8	{8AW8A 8KS8}					
7G7	{7V7 1232}							
7H7	{7A7 7A7LM}	8KS8	{8AU8 8AU8A 8AW8A 8JV8}	10JA8	{10EB8 10GN8 10HF8 10JY8 11JE8}			
	7HG8					8HG8		
7J7	7S7					9A8	{8A8 9EA8 9U8 9U8A}	10JT8
7R7	7E7							
7S7	7J7							
7V7	7G7							
7X7	XXFM							
8A8	{9A8 9EA8 9U8 9U8A}	9EA8	9U8A	10JY8	{10EB8 10GN8 10HF8 10JA8 10LZ8 11JE8}			
	8AU8	{8AU8A 8AW8A 8BA8A 8BH8}	9U8			{9U8A 8A8 9A8 9EA8}		
			9U8A			9EA8	10KR8	{10JT8 10LB8 10LW8 11KV8 11LQ8}
			9A8			{9U8 9U8A}		
8AW8A	{8AU8 8AU8A 8BA8A 8BH8 8JV8 8KS8}	9U8	{9U8A 9A8}	10LB8	{10JT8 10KR8 10LW8 11KV8 11LQ8}			
8BA8A	{8AU8 8AU8A 8AW8A 8BH8}	10DE7	10EW7					
8BH8	{8AU8 8AU8A 8AW8A 8BA8A}	10DR7	{10FD7 10FR7}	10LW8	{10JT8 10KR8 10LB8 11KV8 11LQ8}			
8CX8	{8EB8 8GN8 8JE8}	10EB8	{10GN8 10HF8 10JA8 10JY8 10LZ8 11JE8}					
						10EG7	10EM7	
8EB8	{8CX8 8GN8 8JE8}	10FD7	10FR7	11C5	12DM5			
8GJ7	8GX7	10FR7	10FD7					
8GN8	{8CX8 8EB8 8JE8}	10GN8	{10EB8 10HF8 10JA8 10JY8 10LZ8 11JE8}	11JE8	{10EB8 10GN8 10HF8 10JA8 10JY8 10LZ8}			



Directly Interchangeable Tubes—(Continued)

Tube Number	Replace with	Tube Number	Replace with	Tube Number	Replace with
11KV8	{ 10J78 10KR8 10LB8 10LW8 11LQ8	12AV6	{ 12AV6A 12AT6 12AT6A 12BK6 12BT6	12BE6	{ 12BE6A 12CS6
11LQ8	{ 10J78 10KR8 10LB8 10LW8 11KV8	12AV6A	12AT6A	12BF6	12BU6
12A6	5659	12AX4GT	{ 12AX4GTA 12AX4GTB 12D4 12D4A 12DM4 12DM4A 12DQ4	12BH7	{ 12BH7A 6913
12AD6	12AG6			12BK6	{ 12AT6 12AT6A 12AV6 12AV6A 12BT6
12AE6	{ 12AE6A 12FT6	12AX4GTA	{ 12AX4GTB 12D4 12D4A 12DM4 12DM4A 12DQ4	12BL6	12AF6
12AE6A	{ 12AE6 12FT6			12BQ6GT	{ 12BQ6GA 12BQ6GTA 12BQ6GTB 12CU6 12DQ6 12DQ6A 12DQ6B
12AE10	13V10	12AX4GTB	{ 12DA4 12DM4 12DM4A 12DQ4	12BQ6GTA	{ 12BQ6GA 12BQ6GTB 12CU6 12DQ6 12DQ6A 12DQ6B
12AF3	12BR3				
12AF6	12BL6	12AY3	{ 12AY3A 12BS3 12BS3A	12BQ6GTB	{ 12CU6 12DQ6 12DQ6A 12DQ6B 12GW6
12AG6	12AD6			12AY3A	{ 12AY3 12BS3 12BS3A
12AT6	{ 12AT6A 12AV6 12AV6A 12BK6 12BT6	12B7	{ 14A7 14H7		
12AT6A	12AV6A	12BA6	{ 12BA6A 12AU6 12AU6A	12BV7	{ 12BY7 12BY7A 12DQ7
12AT7	{ 12AT7WA 12AT7WB 6060 6201 6671 6679 7492 7728			12BA6A	12AU6A
		12AU6	{ 12AU6A 12BA6 12BA6A		
12AU6A	12BA6A	12BD6	{ 12BA6 12BA6A	12C5/12CU5	{ 12C5 12CU5 12R5
12AU7	{ 12AU7A 12AU7W 12AU7WA 5963 6067 6189 6680 7316 7489 7730				

Directly Interchangeable Tubes—(Continued)

Tube Number	Replace with	Tube Number	Replace with	Tube Number	Replace with	
12CA5	12EH5	12EA6	{ 12DZ6 12EK6	14J7	14S7	
12CS5	12DW5	12ED5	12FX5	14JG8	{ 14GT8 14GT8A	
12CS6	{ 12BE6 12BE6A	12EH5	12CA5	14R7	14E7	
12CU6	{ 12BQ6GTB 12BQ6GTB/12CUG 12DQ6 12DQ6A 12DQ6B 12GW6	12EK6	{ 12DZ6 12EA6	14S7	14J7	
		12EN6	{ 12L6GT 12W6GT	15AB9	17AB9	
		12EZ6	12CX6	15AF11	15BD11	
		12FK6	12FM6	15BD11	15AF11	
		12FM6	12FK6	15EA7	13EM7	
12CX6	12EZ6	12FX5	12ED5	16A5	15CW5	
12D4	{ 12D4A 12AX4GTB 12DM4 12DM4A 12DQ4	12FT6	{ 12AE6 12AE6A	17A8	{ 19EA8 19EA8A	
		12G4	12H4	17AB9	15AB9	
		12G6	12DQ6B	17AX3	17BE3	
		12L6GT	{ 12EN6 12W6GT	17AX4GT	{ 17AX4GTA 17D4 17D4A 17DM4 17DM4A 17DQ4	
12L8	1644	17AX4GT	{ 17D4 17D4A 17DM4 17DM4A 17DQ4			
12SA7	12SY7		17AX4GTA		{ 17D4 17D4A 17DM4 17DM4A 17DQ4	
12SC7	1634				17AY3	{ 17AY3A 17BS3 17BS3A
12SK7	5661					17AY3A
12SN7	12SX7			17BQ6GTB		
12SR7	12SW7	17BZ3				
12SW7	12SR7		17C5			
12SX7	12SN7				17CQ4	
12SY7	12SA7					17CU5
12W6GT	{ 12EN6 12L6GT			17D4		
13DE7	15EW7	12DZ6				
13DR7	{ 13FD7 13FR7		12E5			
13EM7	15EA7		14A7		{ 12B7 14H7	
13FD7	13FR7		14AF7		XXD	
13FR7	13FD7		14C7	1280		
13V10	12AE10	14E7	14R7			
12DQ6	{ 12DQ6A 12DQ6B 12GW6	14A7	{ 12B7 14H7	14GT8	{ 14GT8A 14JG8 7724	
		14AF7	XXD	14H7	{ 12B7 14A7	
		14C7	1280			
		14E7	14R7			
		14GT8	{ 14GT8A 14JG8 7724			

Directly Interchangeable Tubes—(Continued)

Tube Number	Replace with	Tube Number	Replace with	Tube Number	Replace with
17D4A	{ 17DM4 17DM4A 17DQ4	19EW7	20EW7	25U4GT	{ 25AX4GT 25D4 25W4GT
17DE4	17CQ4	19JN8	{ 19CL8A 19CL8B	25W4GT	{ 25AX4GT 25D4 25U4GT
17DM4	{ 17DM4A 17D4A 17DQ4	19T8	{ 19T8A 19C8	25W6GT	{ 25L6GT 6046
17DQ6	{ 17DQ6A 17DQ6B 17GW6	19Y3	19X3	25Y5	25Z5
17DQ6A	{ 17DQ6B 17GW6	20EW7	19EW7	25Z5	25Y5
17DQ6B	17GW6	21A6	21B6	26A6	26CG6
17L6GT	17W6GT	21B6	21A6	26B6	26D6
17W6GT	17L6GT	21EX6	25CD6GB	26CG6	26A6
18FW6	{ 18FW6A 18GD6 18GD6A	25AX4GT	25D4	26D6	26B6
18FW6A	18GD6A	25B6G	5824	26D6	26B6
18FY6	{ 18FY6A 18GE5 18GE6A	25BQ6GA	{ 25BQ6GTB 25BQ6GTB/25CU6 25CU6 25DQ6 25DQ6A	27	56
18FY6A	18GE6A	25BQ6GTB	{ 25BQ6GTB/25CU6 25CU6 25DQ6 25DQ6A	27GB5	28GB5
18GD6	{ 18GD6A 18FW6 18FW6A	25CA5	{ 25C5 25EH5	28GB5	27GB5
18GD6A	18FW6A	25CD6G	{ 25CD6GA 25CD6GB 25DN6 21EX6	28HD5	30HD5
18GE6	{ 18GE6A 18FY6 18FY6A	25CD6GA	{ 25CD6GB 25DN6 21EX6	30A5	{ 35C5 35C5A
18GE6A	18FY6A	25CD6GB	21EX6	30HD5	28HD5
19AU4	{ 19AU4GT 19AU4GTA 17CQ4 17DE4	25CU6	{ 25BQ6GTB/25CU6 25BQ6GTB 25DQ6 25DQ6A	32	{ 1A4 1A4P 1A4T 1B4 1B4P 1B4T 34 951
19AU4GT	{ 19AU4 19AU4GTA 17CQ4 17DE4	25DN6	{ 25CD6GB 21EX6	32ET5	{ 32ET5A 34GD5 34GD5A
19C8	{ 19T8 19T8A	25EC6	{ 25CD6GB 21EX6	32ET5A	34GD5A
19CL8A	{ 19CL8B 19JN8	25EH5	25CA5	32L7	25A7
19DE7	{ 19EW7 20EW7	25L6GT	{ 25W6GT 6046	34	{ 1A4 1A4P 1A4T 1B4 1B4P 1B4T 32 951
19EA8	{ 19EA8A 17A8	25S	{ 25 1B5 1B5/25S	34CE3	34CD3
				34GD5	{ 34GD5A 32ET5 32ET5A
				34GD5A	32ET5A
				35A3	35C3
				35C3	35A3

Directly Interchangeable Tubes—(Continued)

Tube Number	Replace with	Tube Number	Replace with	Tube Number	Replace with
35C5	{ 35C5A 30A5	CK1013	5517	5692	{ 5691 6SN7
37	76	1201	7E5	5693	6SJ7
38HK7	38HE7	1203	7C4	5725	{ 6AJ5 6AK5
39	{ 39/44 44	1204	7AB7	5731	955
39/44	{ 39 44	1206	768	5824	{ 25A6 25B6 25C6 25L6
40Z5GT	45Z5GT	1221	6C6	5881	{ 6L6GC 7581 7581A
45Z5GT	40Z5GT	1223	6J7	5910	1U4
44	{ 39 39/44	1229	1A4	5915	6BE6
50CA5	{ 50EH5 50EH5A	1230	30	6080	6AS7
50EH5	{ 50EH5A 50CA5	1231	7V7	7025	{ 7025A 12AX7 12AX7A 12DF7 12DT7
50HK6	50HC6	1232	7G7	7247	12DW7
50Y7	50Z7	1267	0A4	7408	6V6
50Z6	50AX6	1273	7A7	7543	{ 6AU6 6AU6A
50Z7	50Y7	1274	6X5	7581	{ 7581A 6L6GC
56	27	1275	{ 5X3 80 83	XXB	3C6
76	37	1280	14H7	XXD	14AF7
77	6C6	1284	12B7	XXFM	7X7
78	6D6	1291	3B7	XXL	7A4
80	{ 5X3 13 83V 88	1294	1R4	X155	{ 6BC8 6BQ7 6BQ7A 6BS8 6BX8 6BZ7 6BZ8
81	{ 16 16B	1299	3D6		
83	5Z3, 80	1612	6L7		
117L7	117M7	1614	6L6		
117N7	117P7	1620	6J7		
807	5933	1634	12SC7		
CK1005	{ 0Y4 0Z4A	1644	12L8		
		5517	CK1003		
		5590	{ 5591 9001 9003		
		5591	5590		
		5608-A	53		
		5654	{ 6AJ5 6AK5		
		5672	5678		
		5678	5672		
		5691	{ 6SN7 5692		

Directly Interchangeable Tubes  
Foreign to American Tubes

Foreign Tube Number	Replace with American Tube	Foreign Tube Number	Replace with American Tube	Foreign Tube Number	Replace with American Tube
1C1	1R5	1D13	1A3	1F3	1T4
1C2	1AC6	1F1	1AJ4	1FD1	1AH5
1C3	1AB6	1F2	1L4	1FD9	1S5

Continued on page 61

Directly Interchangeable Tubes—(Continued)  
Foreign to American Tubes

Foreign Tube Number	Replace with American Tube	Foreign Tube Number	Replace with American Tube	Foreign Tube Number	Replace with American Tube
1H33	1A05	6L43	6CL6	30F5	7E07
1H35	1AB6	6LD3	6CV7	30FL1	9GB8
1P1	3C4	6LD12	6AK8	30L1	7AN7
1P10	3S4	6LD13	6BD7	30L15	7EK7
1P11	3V4	6LP12	6BM8	30P4	25GF6
1RK23	1S2	6M-H1	6J4	30P12	12FB5
3D-HH13	3FX7	6M-HH3	6J6	30P16	16A5
3M-R24	3DK6	6P9	6BM5	30P18	15CW5
3M-V7	3BZ6	6P15	6BQ5	30P19	25GF6
4R-HH2	4BS8	6P17	6AM5	30PL1	13GC8
4R-HH8	4KN8	6R-HH2	6BS8	30PL12	16A8
4Y25	807	6R-HH8	6KN8	30PL13	16GK8
5M-HH3	5J6	6R-R8C	5847	52KU	524G
5P29	6CN6	6S5G	6E5	62DDT	6CV7
5R-HP1	4BL8	6Z4	6BX4	62TH	6CU7
5S1	807	6Z31	6X4	62VP	6CJ5
5Z10	5U4G	7D9	6AM5	63TP	6AB8
6/30L2	6GA8	7D10	6CH6	64ME	6CD7
6AT7N	6DT8	7F16	6CJ5	64SPT	6BX6
6B32	6AL5	8D3	6AM6	65ME	6BR5
6BC32	6AV6	8D5	6BR7	66KU	6BT4
6C12	6AJ8	8D6	6BW7	67PT	6CK5
6C16	6BL8	8D7	6BS7	108C1	0B2
6C18	6GV7	8D8	6267	121VP	12AC5
6CC10	5692	8R-HP1	6CQ6	141DDT	14L7
6CC31	6J6	9D6	6CQ6	141TH	14K7
6CC342	5670	9P9	9BM5	150C2	0A2
6CF8	6267	10C14	19D8	150C3	0D3
6D2	6AL5	10F18	13EC7	163PEN	16A5
6F10	6AC7	10LD3	14L7	171DDP	17C8
6F12	6AM6	10LD13	14G6	213PEN	21A6
6F16	6CJ5	10P18	45B5	311SU	31A3
6F18	6EC7	10PL12	50BM8	451PT	45A5
6F19	6BY7	12BC32	12AV6	A863	61GT
6F21	6CQ6	12E13	6550	A1834	6AS7G
6F22	6267	12F31	12BA6	AD	6Z3
6F23	6EL7	12G-B3	12GW6	B36	12SN7GT
6F24	6EJ7	12G-B6	12BQ6GT	B63	6A6
6F25	6EH7	12G-K17	12D4A	B152	12AT7
6F26	6BY7	12H31	12BE6	B309	12AT7
6F29	6EH7	12R-K19	12BR3	B319	7AN7
6F30	6EJ7	13D2	6SN7GT	B329	12AU7
6F31	6BA6	13D3	6158	B339	12AX7
6F33	6AS6	17N8	17C8	B349	7EK7
6F35	6AJ5	18A5	6028	B719	6AQ8
6F36	6AH6	19AJ8	19D8	B729	6GA8
6FD12	6DC8	19BD	19X3	B739	12AT7
6G-B3A	6GW6	19M-R9	18GD6	B749	12AU7
6G-B6	6BQ6GT	19SU	19Y3	B759	12AX7
6G-B9	6DQ6A	19U3	19X3	BF61	6CK5
6G-K17	6AU4GT	19W3	19X3	BF451	45A5
6H31	6BE6	20D3	12AH8	BPM04	6AQ5
6L10	6AG7	20D4	6AJ8	D1C	957
6L12	6AQ8	25G-B6	25BQ6GT	D2C	958A
6L13	12AX7	30C1	9A8	D2M9	6AL5
6L31	6AQ5	30C15	9EN7	D3F	959
6L34	6AQ4	30C18	7GV7	D63	6H6

Directly Interchangeable Tubes—(Continued)  
Foreign to American Tubes

Foreign Tube Number	Replace with American Tube	Foreign Tube Number	Replace with American Tube	Foreign Tube Number	Replace with American Tube
D77	6AL5	DY70	5642	ECC83	12AX7
D152	6AL5	DY80	1X2A	ECC84	6CW7
D717	6AL5	DY86	1S2	ECC85	6AQ8
DA90	1A3	DY87	1S2A	ECC86	6GM8
DAC32	1H5GT	E1F	954	ECC88	6DJ8
DAF91	1S5	E2F	956	ECC89	6FC7
DAF92	1U5	E55L	8233	ECC91	6J6
DAF96	1AH5	E80CC	6085	ECC180	6BQ7A
DC80	1E3	E80F	6084	ECC186	12AU7
DCC90	3A5	E80L	6227	ECC189	6ES8
DCF60	1V6	E80T	6218	ECC230	6080
DD6	6AL5	E81CC	6201	ECC804	6GA8
DD7	6AM5	E81L	6686	ECC813	6463
DDR7	6AM5	E82CC	6189	ECF80	6BL8
DF33	1N5GT	E88C	8255	ECF82	6U8
DF60	5678	E88CC	6922	ECF86	6HG8
DF62	1AD4	E90C	5920	ECF801	6GJ7
DF67	5911	E90CC	5920	ECF802	6JW8
DF91	1T4	E91H	6687	ECF805	6GV7
DF92	1L4	E95F	5654	ECH42	6CU7
DF96	1AJ4	E180F	6688	ECH80	6AN7
DF97	1AN5	E180L	7534	ECH81	6AJ8
DF904	1U4	E182CC	7119	ECH83	6DS8
DH63	6Q7	E186F	7737	ECH84	6JX8
DH74	12Q7GT	E188CC	7308	ECL80	6AB8
DH76	12Q7GT	E280F	7722	ECL82	6BM8
DH77	6AT6	E288CC	8223	ECL84	6DX8
DH81	7B6	EAA91	6AL5	ECL85	6GV8
DH118	14L7	EABC80	6AK8	ECL86	6GW8
DH119	14G6	EAF42	6CT7	EF41	6CJ5
DH142	14L7	EB91	6AL5	EF71	5899
DH149	7C6	EBC41	6CV7	EF72	5840
DH150	6CV7	EBC81	6BD7	EF80	6BX6
DH718	6CV7	EBC90	6AT6	EF81	6BH5
DH719	6AK8	EBC91	6AV6	EF82	6CH6
DK32	1A7GT	EBF80	6N8	EF83	6BK8
DK91	1R5	EBF81	6AD8	EF85	6BY7
DK92	1AC6	EBF83	6DR8	EF86	6267
DK96	1AB6	EBF85	6DC8	EF87	6267
DL29	3D6	EBF89	6DC8	EF89	6DA6
DL31	1A5	EC55	5861	EF89F	6DG7
DL33	3Q5GT	EC80	6Q4	EF91	6AM6
DL35	1C5GT	EC81	6R4	EF92	6CQ6
DL36	1Q5GT	EC84	6AJ4	EF93	6BA6
DL67	5913	EC86	6CM4	EF94	6AU6
DL91	1S4	EC88	6DL4	EF95	6AK5
DL92	3S4	EC90	6C4	EF96	6AG5
DL93	3A4	EC91	6AQ4	EF97	6ES6
DL94	3V4	EC92	6AB4	EF98	6ET6
DL95	3Q4	EC94	6AF4	EF183	6EH7
DL96	3C4	EC95	6ER5	EF184	6EJ7
DL98	3B4	EC97	6FY5	EF190	6CB6
DM70	1M3	EC900	6HA5	EF730	5636
DM71	1N3	EC1000	8254	EF731	5899
DY30	1B3GT	ECC70	6021	EF732	5901
DY51	1BQ2	ECC81	12AT7	EF734	6205
DP61	6AK5	ECC82	12AU7	EF811	6EH7

Directly Interchangeable Tubes—(Continued)  
Foreign to American Tubes

Foreign Tube Number	Replace with American Tube	Foreign Tube Number	Replace with American Tube	Foreign Tube Number	Replace with American Tube
EF812	6EL7	HCC85	17EW8	N369	16A8
EF814	6EJ7	HCH81	12A17	N379	15CW5
EF905	5654	HD14	1H5GT	N709	6BQ5
EH90	6CS6	HF61	6CJ5	N727	6AQ5
EK90	6BE6	HF93	12BA6	OBC3	12SQ7
EL34	6CA7	HF94	12AU6	OF1	6S7
EL36	6CM5	HF121	12AC5	OF5	12K4GT
EL37	6L6	HK90	12BE6	OH4	12A8
EL38	6CN6	HL90	19AQ5	OSW2190	6AC7
EL41	6CK5	HL92	50C5	OSW2192	6AG7
EL71	5902	HL94	30A5	OSW2600	6AC7
EL80	6M5	HM04	6BE6	OSW2601	6AG7
EL81	6CJ6	HP6	6AM6	OSW3104	6SA7
EL82	6DY5	HY90	35W4	OSW3105	6SQ7
EL83	6CK6	KD21	0A3	OSW3107	5CG4
EL84	6BQ5	KD24	OC3	OSW3109	6H6
EL85	6BN5	KC25	OD3	OSW3110	6E5
EL86	6CW5	KT32	25W6GT	OSW3111	6SK7
EL90	6AQ5	KT63	6F6G	OSW3112	6J5
EL91	6AM5	KT66	6L6GC	P17A	807
EL95	6DL5	KT71	50L6GT	PABC80	9AK8
EL180	12BY7	KT77	6CA7	PC86	4CM4
EL500	6GB5	KT88	6550	PC95	4GK5
EL820	6CK6	KTZ63	6K7GT	PC900	4HA5
EL821	6CH6	L63	6J5	PCC84	7AN7
EL822	6CH6	L77	6C4	PCC85	9AQ8
ELL80	6HU8	LC900	3HA5	PCC88	7DJ8
EM34	6CD7	LCF80	6LN8	PCC89	7FC7
EM80	6BR5	LCF802	6LX8	PCC186	7AU7
EM81	6DA5	LF183	4EH7	PCC189	7ES8
EM84	6FG6	LF184	4EJ7	PCC805	7EK7
EM87	6HU6	LL505	27KG6	PCE800	9GB8
EM840	6FG6	LN119	50BM8	PCF80	9A8
EQ80	6BE7	LN319	13GC8	PCF82	9U8
EY51	6X2	LN152	6AB8	PCF86	7HG8
EY80	6U3	LZ319	9A8	PCF800	9EN7
EY81	6R3	LZ329	9A8	PCF801	8GJ7
EY81F	6V3	N14	1C5GT	PCF805	7GV7
EY82	6N3	N15	3Q5GT	PCF806	8GJ7
EY84	6374	N16	3Q5GT	PCL82	16A8
EY86	6S2	N17	3S4	PCL84	15DQ8
EY87	6S2A	N18	3Q4	PCL85	18GV8
EY88	6AL3	N19	3V4	PCL800	16GK8
EZ35	6X5G	N25	3C4	PF9	6K7
EZ40	6BT4	N77	6AM5	PH4	6A8
EZ80	6V4	N78	6BJ5	PL36	25E5
EZ81	6CA4	N119	45B5	PL81	21A6
EZ90	6X4	N142	45A5	PL82	16A5
EZ91	6AV4	N144	6AM5	PL83	15A6
EZ900	60G3	N150	6CK5	PL84	15CW5
GZ30	5Z4G	N152	21A6	PL302	25GF6
GZ34	5AR4	N153	15A6	PL500	27GB5
H63	6F5GT	N154	16A5	PL505	40KG6
HAA91	12AL5	N308	25E5	PL820	21A6
HABC80	19T8	N309	15A6	PL1267	0A4G
HBC90	12AT6	N329	16A5	PLL80	12HU8
HBC91	12AV6	N359	21A6	PM04	6BA6

Directly Interchangeable Tubes—(Continued)  
Foreign to American Tubes

Foreign Tube Number	Replace with American Tube	Foreign Tube Number	Replace with American Tube	Foreign Tube Number	Replace with American Tube
PM07	6AM6	UAF42	12S7	X719	6AJ8
PY80	19X3	UBC41	14L7	X727	6BE6
PY81	17Z3	UBC81	14G6	XC95	2ER5
PY82	19Y3	UBF80	17C8	XC97	2FY5
PY83	17Z3	UCH42	14K7	XC900	2HA5
PY88	30AE3	UCH81	19D8	XCC82	7AU7
PY800	17Z3	UCL82	50BM8	XCC189	4ES8
PY801	17Z3	UF41	12AC5	XCF80	4BL8
QB65	6SN7GT	UL41	45A5	XCF801	4GJ7
QB309	12AT7	UL84	45B5	XCH81	3AJ8
QE06/50	807	UN954	954	XCL82	8B8
QL77	6C4	UN955	955	XCL85	9GV8
QV05-25	807	UU12	6CA4	XF80	3BX6
QW77	6CQ6	UY41	31A3	XF85	3BY7
QZ77	6AM6	UY42	31A3	XF183	3EH7
R12	6X2	UY82	55N3	XF184	3EJ7
R16	1T2	UY85	38A3	XL36	13CM5
R19	1X2A	UY89	38A3	XL84	8BQ5
R52	5Z4G	V2M70	6X4	XL86	8CW5
R144	6AM6	V61	6BT4	XY88	16AQ3
RL21	2D21	V177	6CQ6	Y25	1M3
S6F12	6AM6	V311	31A3	YC95	3ER5
SP6	6AM6	V312	31A3	YC97	3FY5
STV108/30	0B2	V884	6CQ6	YF183	4EH7
STV150/30	0A2	VP6	6CQ6	YF184	4EJ7
SU61	6X2	VP12D	12C8	Z14	1N5GT
T2M05	6J6	W17	1T4	Z63	6J7
TM12	6J4	W25	1AJ4	Z77	6AM6
U25	2L2	W61	6K7	Z152	6BX6
U26	2J2	W63	6K7	Z300T	0A4G
U37	1T2	W76	12K7	Z319	6351
U41	1B3GT	W77	6CQ6	Z329	7ED7
U43	6X2	W81	7A7	Z719	6BX6
U49	2J2	W119	13EC7	Z729	6267
U50	5Y3GT	W142	12AC5	Z749	6EL7
U52	5U4G	W148	7A7	ZD17	1S5
U70	6X5G	W149	7B7	ZD25	1AH5
U76	35Z5GT	W719	6BY7	ZD152	6N8
U77	5AR4	W727	6BA6		
U119	38A3	W739	6EC7		
U142	31A3	WD142	12S7		
U147	6X5G	WD150	6CT7		
U149	7Y4	WD709	6N8		
U150	6BT4	X14	1A7GT		
U151	6X2	X17	1R5		
U152	19X3	X18	1AC6		
U153	17Z3	X20	1AC6		
U154	19Y3	X25	1AB6		
U191	19CS4	X61M	6E8G		
U192	19Y3	X63	6A8		
U193	17Z3	X64	6L7		
U251	17Z3	X77	6BE6		
U309	19X3	X81	7S7		
U319	19Y3	X119	19D8		
U339	19CS4	X142	14K7		
U381	38A3	X147	6E8G		
U707	6X4	X148	7S7		

See Pages 65 to 70  
for Listing of  
American to Foreign  
Directly Interchangeable  
Tubes.



## Directly Interchangeable Tubes

### American to Foreign Tubes

American Tube Number	Replace with Foreign Tube	American Tube Number	Replace with Foreign Tube	American Tube Number	Replace with Foreign Tube
OA2	{ 150C2 150C4 M8223 STV150/30	1E3	DC80	2FY5	XC97
OA3	KD21	1H5GT	{ DAC32 HD14	2HA5	XC900
OA4G	{ PL1267 Z300T	1L4	{ 1F2 DF92	2J2	{ U26 U49
OB2	{ 108C1 M8224 STV108/30	1M3	{ DM70 DM71 Y25	2L2	U25
OC3	KD24	1N3	{ DM70 DM71 Y25	3A4	DL93
OD3	{ 150C3 KD25	1N5GT	{ DF33 Z14	3A5	DCC90
OE3	85A1	1Q5GT	DL36	3AJ8	XCH81
OG3	85A2	1R5	{ 1C1 DK91 X17	3AL5	XAA91
1A3	{ 1D13 DA90	1R5SF	1H33	3AU6	XF94
1A5G	DL31	1S2	{ 1RK23 DY86 DY87	3B4	DL98
1A7GT	{ DK32 X14	1S2A	DY87	3BX6	XF80
1AB6	{ 1C3 1H35 DK96 X25	1S4	DL91	3BY7	XF85
1AC6	{ 1C2 DK92 X18 X20	1S5	{ 1FD9 DAF91 ZD17	3BZ6	3M-V7
1AD4	DF62	1T2	{ R16 U37	3C4	{ 1P1 DL96 N25
1AH5	{ 1FD1 DAF96 ZD25	1T4	{ 1F3 DF91 W17	3D6	DL29
1AJ4	{ 1F1 DF96 W25	1U4	DF904	3DK6	3M-R24
1AN5	DF97	1U5	DAF92	3EH7	XF183
1AQ5	1H33	1V6	DCF60	3EJ7	XF184
1B3GT	{ DY30 U41	1X2A	{ DY80 R19	3ER5	YC95
1BG2	DY51	2D21	{ E91N EN91 M8204 PL21	3FX7	3D-HH13
1C5GT	{ DL35 N14	2ER5	XC95	3FY5	YC97
				3HA5	LC900
				3Q4	{ DL95 N18
				3Q5GT	{ DL33 N15 N16
				3S4	{ 1P10 DL92 N17
				3V4	{ 1P11 DL94 N19
				4BL8	{ 5R-HP1 XCF80
				4BS8	4R-HH2
				4CM4	PC86
				4EH7	{ LF183 YF183
				4EJ7	{ LF184 YF184

Directly Interchangeable Tubes—(Continued)  
 American to Foreign Tubes

American Tube Number	Replace with Foreign Tube	American Tube Number	Replace with Foreign Tube	American Tube Number	Replace with Foreign Tube		
4ES8	XCC189	6A6	B63	6AM5	{ 6P17 7D9 DD7 DDR7 EL91 N77 N144 QA2402		
4GJ7	XCF801	6A8	{ PH4 } X63				
4GK5	PC95						
4HA5	PC900						
4KN8	4R-HH8	6AB4	EC92	6AM6	{ 6F12 8D3 EF91 HP6 M8083 PM07 QA2403 QZ77 R144 S6F12 SP6 Z77		
5AR4	{ 52KU 53KU 54KU GZ30 GZ32 GZ33 GZ34 GZ37 R52 U54	6AB8	{ 63TP } ECL80 { LN152				
		6AC7	{ 6F10 } OSW2190 { OSW2600				
		6AD8	EBF81				
		6AF4	EC94				
		6AG5	EF96				
		6AG7	{ 6L10 } OSW2192 { OSW2601				
5AW4	U54	6AH6	6F36	6AN7	ECH80		
5AX4GT	U54	6AJ4	EC84				
5CG4	OSW3107	6AJ5	6F35				
5J6	5M-HH3	6AJ7	{ 6F10 } OSW2190 { OSW2600	6AQ4	{ 6L34 } EC91 { M8099		
5T4	{ GZ31 } U52						
						6AJ8	{ 6C12 } 20D4 { ECH81 } X719
5U4G	{ 5Z10 } GZ32 { U52	6AK5	{ DP61 } E95F { EF905	6AQ8	{ 6L12 } B719 { ECC85		
						5V4G	{ 52KU 53KU 54KU GZ30 GZ32 GZ33 GZ34 OSW3107 R52 U54
6AL3	EY88	6AS7G	{ A1834 } ECC230				
				5W4	{ U50 } U51		
5Y3GT	U50	6AV6	{ 6G-K17 } EF94 { EZ91				
				524	{ 52KU 53KU 54KU GZ30 GZ32 GZ33 GZ34 OSW3107 R52 U54 U77	6BA6	{ 6BC32 } EBC91
6BA6	{ 6F31 } EF93 { M8101 } PM04 { W727						

Directly Interchangeable Tubes—(Continued)  
 American to Foreign Tubes

American Tube Number	Replace with Foreign Tube	American Tube Number	Replace with Foreign Tube	American Tube Number	Replace with Foreign Tube
6BD7	{ EBC80 EBC81		{ EC90 L77	6CS6	EH90
		6C4	{ M8080 QA2401 QL77	6CT7	{ EAF42 WD150
6BE6	{ 6H31 EK90 HM04 X77 X727	6CA4	{ EZ81 UU12	6CU7	{ 62TH ECH42 ECH43 ECH113
6BE7	EQ80		{ 7D11 12E13		
6BH5	EF81	6CA7	{ EL34 KT77 KT88	6CV7	{ 6LD3 62DDT DH150 DH718 EBC41
6BH6	E90F		EF190		
6BJ5	N78	6CB6	{ 64ME EM34	6CW5	EL86
6BJ6	E99F	6CD7	EF190	6CW7	ECC84
6BK8	EF83	6CF6	EF190	6DA5	EM81
				6DA6	EF89
6BL8	{ 6C16 ECF80	6CH6	{ 7D10 EF82 EL821 EL822	6DC8	{ 6FD12 EBF85 EBF89
6BM5	6P9	6CJ5	{ 6F16 7F16 62VP EF41 HF61	6DG7	EF89E
6BM8	{ 6LP12 ECL82	6CJ6	{ EL81 EL820	6DJ8	{ ECC88 ECC189
6BN5	EL85		{ 67PT BF61 EL41 N150	6DL4	EC88
6BQ5	{ 6P15 E84L EL84 N709	6CK5	{ EL83 EL820	6DL5	EL95
6BQ6GT	6G-B6	6CK6	{ 6L43 EC86	6DQ6A	6G-B9
6BQ7A	ECC180	6CL6	6L43	6DR8	EBF83
6BR5	{ 65ME EM80	6CM4	EC86	6DS8	ECH83
6BR7	8D5			6DT8	6AT7N
6BS7	8D7	6CM5	{ 6G-B7 EL36 EL360	6DX8	ECL84
6BS8	6R-HH2	6CN6	{ 5P29 EL38	6DY5	EL82
				6E5	{ 6S5G OSW3110
6BT4	{ 66KU EZ40 UI50 V61	6CQ6	{ 6F21 9D6 EF92 M8161 QA2400 QW77 V177 V884 VP6 W77	6E8G	{ X61M X147
6BW7	8D6			6EC7	{ 6F18 W739
6BX4	6Z4			6EH7	{ 6F25 6F29 EF183 EF811
6BX6	{ 64SPT EF80 Z152 Z719			6EJ7	{ 6F24 6F30 EF184 EF814
6BY7	{ 6F19 6F26 EF85 W719				

Directly Interchangeable Tubes—(Continued)  
American to Foreign Tubes

American Tube Number	Replace with Foreign Tube	American Tube Number	Replace with Foreign Tube	American Tube Number	Replace with Foreign Tube
6EL7	{ 6F23 EF812 Z749	6JW8 6JX8	ECF802 ECH84	6X4	{ 6Z31 EZ90 EZ902 EZ900 U707 V2M70
6ER5 6ES6 6ES8 6ET6 6F5GT 6F6G 6FC7	EC95 EF97 ECC189 EF98 H63 KT63 ECC89	6K7	{ PF9 W61 W63		{ EZ35 U147
6FG6	{ EM84 EM840	6KN8 6L6 6L6GC 6L7 6LN8 6LX8 6M5 6N3	6R-HH8 EL37 KT66 X64 LCF80 LCF802 EL80 EY82	6X5G 7A7	{ W81 W148
6FY5	EC97	6N8	{ EBF80 WD709 ZD152	7AN7	{ 30L1 B319 PCC84
6GA8	{ 6/30L2 B729 ECC804			6Q4 6Q7 6R3 6R4 6S2 6S2A 6S7 6SA7 6SK7	EC80 DH63 EY81 EY81 EY86 EY87 OF1 OSW3104 OSW3111
6GB5 6GJ7 6GM8	EL500 ECF801 ECC86	6SN7GT	{ 13D2 B65 QA2408 QB65	7B5	{ EL22 KT81 N148
6GV7	{ 6C18 ECF805			6S7 6SA7 6SK7	OSW3104 OSW3111
6GV8 6GW8	ECL85 ECL86	6SQ7	OSW3105	7B7	W149
6H6	{ D63 OSW3109			6T8	{ 6LD12 DH719 EABC80
6HA5 6HG8 6HU6 6HU8	EC900 ECF86 EM87 ELL80	6U3	EY80	7C6 7DJ8	DH149 PCC88
6J4	{ 6M-H1 M8232 TM12	6U8	{ ECF80 ECF82	7ED7	{ 30F5 Z329
6J5	{ L63 OSW3112	6V3 6V4	EY81F EZ80	7EK7	{ 30L15 B349 PCC805
6J6	{ 6CC31 6M-HH3 ECC91 M8081 T2M05	6X2	{ EY51 R12 SU61 U43 U151	7ES8 7FC7	PCC189 PCC89
6J7	{ A863 Z63			7GV7	{ 30C18 PCF805
				7HG8	PCF86
				7S7	{ X81 X148
				7Y4	U149

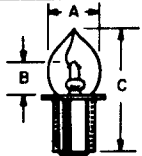

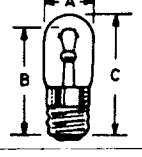
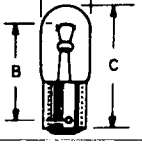
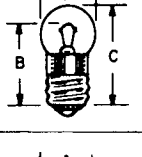
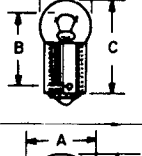
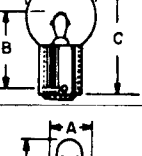

Directly Interchangeable Tubes—(Continued)  
 American to Foreign Tubes

American Tube Number	Replace with Foreign Tube	American Tube Number	Replace with Foreign Tube	American Tube Number	Replace with Foreign Tube
8A8	{ 30C1 LZ319 LZ329 PCF80		{ B152 B309 B739 E81CC ECC81 ECC801 ECC8015 M8162 QA2406 QB309	12SN7GT	{ 13D2 B36
8B8	{ 8R-HP1 XCL82	12AT7		12SQ7 12SX7GT 12Z3	OBC3 B36 HZ90
8BQ5 8CW5	XL84 XL86			13CM5	{ 12G-B7 XL36
8GJ7	{ PCF801 PCF806	12AU6	HF94	13EC7	{ 10F18 W119
8HG8	PCF86			13GC8	{ 30PL1 LN319
9A8	{ 30C1 LZ319 LZ329 PCF80	12AU7	{ B329 B749 E82CC ECC82 ECC186 ECC802 ECC802S M8136	14G6	{ 10LD13 DH119 UBC81
9AK8 9AQ8 9BM5	PABC80 PCC85 9P9	12AV6	{ 12BC32 HBC91	14K7	{ 141TH UCH42 UCH43 X142
9EN7	{ 30C15 PCF800				
9GB8	{ 30FL1 PCE800	12AX7	{ 6L13 B339 B759 E83CC ECC83 ECC803 M8137	14L7	{ 10LD3 141DDT DH118 DH142 UBC41
9GV8 9U8 10DE7 12A8	XCL85 PCF82 9R-AL1 OH4	12BA6	{ 12F31 HF93	14Z3	HZ90
		12BE6	{ 12H31 HK90	15A6	{ N153 N309 PL83
12AC5	{ 10F9 121VP HF121 UF41 W118 W142 W145	12BQ6GT	12G-B6	15CW5	{ 30P18 N379 PL84
		12BR3	12R-K19		
		12BY7	EL180	15DQ8	PCL84
		12C8	VP12D		
		12DF7	ECC83		
		12DT7	ECC83		
		12FB5	30P12		{ 30P16 163PEN N154 N329 PL82 PL87
		12HU8	PLL80	16A5	
12AF3 12AH8 12AJ7	12R-K19 20D3 HCH81	12K7	{ 0F5 W76	16A8	{ 30PL12 N369 PCL82
12AL5	{ 10D2 HAA91 UB91	12K8	{ X71M X76M		
12AT6	HBC90	12Q7GT	{ DH74 DH76 DL74M	16AQ3	XY88

Directly Interchangeable Tubes—(Continued)  
 American to Foreign Tubes

American Tube Number	Replace with Foreign Tube	American Tube Number	Replace with Foreign Tube	American Tube Number	Replace with Foreign Tube
16GK8	{ 30PL13 30PL14 PCL88 PCL800	25E5	{ 30P4 30P19 N308 PL36	45B5	{ 10P18 N119 UL84
17C8	{ 17N8 171DDP UBF80	25GF6	{ 30P4 PL302	50BM8	{ 10PL12 48A8 LN119 UCL82
17EW8	HCC85	25GF6 25W6	30P4 KT32	50C5 50L6GT 55N3	HL92 KT71 UY82
17Z3	{ PY81 PY83 PY800 PY801 U153 U193 U251 U329	25Y4	{ PY31 U31	807	{ 4Y25 5S1 P17A QE06/50 QV05-25
18GD6 18GV8 19AQ5	19M-R9 PCL85 HL90	31A3	{ 311SU U118 U142 U145 U404 UY41 UY42 V311 V312	954	{ E1F UN954
19CS4	{ U191 U339	31A3	{ 311SU U142 UY41 UY42	955	{ E1C HA2 UN955
19D8	{ 10C14 19AJ8 UCH81 X119	35W4	HY90	956 957 958A 959 5642 5670 5847	E2F D1C D2C D3F DY70 6CC42 6R-R8C
19T8	HABC80	35Z46T	{ U74 U76	6080	{ A1834 ECC230
19X3	{ 19BD 19U3 19W3 PY8 U152 U309	38A3	{ U119 U381 UY85	6267	{ 8D8 6F22 EF86 M8195 Z729
19Y3	{ 19SU PY82 U154 U192 U319	40KG6	PL505	6550	KT88
21A6	{ 213PEN N152 N339 N359 PL81 PL820	45A5	{ 10P14 451PT BF41 N142 UL41 UL46	7025	{ B339 B759 ECC83 M8137
25A6	KT33	45A5	{ 451PT BF451 N142 UL41	7027 7027A 7543 7581	KT66 KT88 EF94 KT66
25BQ6GT	25G-B6				

### Pilot Lamp Data

Bulb Silhouette	Maximum Size (See Chart Below)			Bulb No.	Base	Bulb Type	Lamp Numbers
	A	B	C				
	3/16"	1/4"	1 1/4"	B-3 1/2	S.C. Flange (Miniature)	Small Round	PR2 PR3 PR4 PR6 PR12
	3/16"	3/8"	1 1/4"	G-3 1/2	2-Pin (Miniature)	Small Round	12
	1 3/16"	1 1/8"	1 3/8"	T-3 1/4	Screw (Miniature)	Tubular	40 41 42 46 48 1892
	1 3/16"	3/4"	1 3/8"	T-3 1/4	Bayonet (Miniature)	Tubular	43 44 45 47 49 1490 1891
	3/16"	2 1/2"	1 1/8"	G-3 1/2	Screw (Miniature)	Small Round	50
	3/16"	1/2"	1 3/8"	G-3 1/2	Bayonet (Miniature)	Small Round	51
	3/4"	1/2"	1 1/8"	G-4 1/2	Bayonet (Miniature)	Large Round	55 57
	3/8"	3/8"	1 3/8"	G-5	Bayonet (Miniature)	Large Round	1458
	3/8"	—	1 1/8"	TL-3	Screw (Miniature)	Pinched Round	112 222

### Pilot Lamp Data (Cont'd)

Lamp No.	Bead Color	Base (Miniature)	Bulb Type	Rating		Used For
				Volts	Amps.	
<b>PR-2</b>	Blue	Flange	B-3½	2.4	0.50	Flashlights
<b>PR-3</b>	Green	Flange	B-3½	3.6	0.50	Flashlights
<b>PR-4</b>	Yellow	Flange	B-3½	2.3	0.27	Flashlights
<b>PR-6</b>	Brown	Flange	B-3½	2.5	0.30	Flashlights
<b>PR-12</b>	White	Flange	B-3½	5.95	0.50	Flashlights
<b>12</b>	.....	2-Pin	G-3½	6.3	0.15	Dials
<b>40</b>	Brown	Screw	T-3¼	6-8	0.15	Dials
<b>41</b>	White	Screw	T-3¼	2.5	0.5	Dials
<b>42</b>	Green	Screw	T-3¼	3.2	†	Dials
<b>43</b>	White	Bayonet	T-3¼	2.5	0.5	Dials and Tuning Meters
<b>44</b>	Blue	Bayonet	T-3¼	6-8	0.25	Dials and Tuning Meters
<b>45</b>	*	Bayonet	T-3¼	3.2	†	Dials
<b>46*</b>	Blue	Screw	T-3¼	6-8	0.25	Dials and Tuning Meters
<b>47</b>	Brown	Bayonet	T-3¼	6-9	0.15	Dials
<b>48</b>	Pink	Screw	T-3¼	2.0	0.06	Battery Set Dials
<b>49</b>	Pink	Bayonet	T-3¼	2.0	0.06	Battery Set Dials
<b>50</b>	White	Screw	G-3½	6-8	0.2	Auto-Radio Dials; Flashlights
<b>51*</b>	White	Bayonet	G-3½	6-8	0.2	Auto-Radio Dials; Panel Boards
<b>55</b>	White	Bayonet	G-4½	6-8	0.4	Auto-Radio Dials; Parking Lights
<b>57</b>	White	Bayonet	G-4½	14	0.24	Auto Radio Dials
<b>112</b>	Pink	Screw	TL-3	1.1	0.22	Flashlights
<b>222</b>	White	Screw	TL-3	2.2	0.25	Flashlights; Soldering Guns
<b>1458</b>	.....	Bayonet	G-5	20.0	0.25	Dials
<b>1490</b>	White	Bayonet	T-3¼	3.2	0.15	Dials
<b>1891</b>	Pink	Bayonet	T-3½	14	0.23	Auto Radio Dials
<b>1892</b>	White	Screw	T-3½	14	0.12	Auto Panel Lights

\*White in G.E. and Sylvania; Green in National Union Raytheon and Tung-Sol.

†0.35 in G.E. and Sylvania; 0.5 in National Union Raytheon and Tung-Sol.

\*Have frosted bulb.

### Neon Glow Lamps

High Brightness

Lamp Number	Hours of Average Useful Life*	Maximum Overall Length	Base	Nominal Current in Ma.	Circuit Volts, AC or DC	Nominal Watts 110-125 V.
<b>NE-2H</b>	25,000	¾"	2" Wire Term.	1.7	110-125	1/5
<b>NE-2J</b>	25,000	15/16"	S.C. Mid. Flange	1.7	110-125	1/5
<b>NE-2P</b>	25,000	¾"	1" Wire Term.	1.7	110-125	1/5
<b>NE-51H</b>	25,000	1¾"	Min. Bay.	1.2	110-125	1/7

Standard Brightness

<b>NE-2</b>	25,000	1¼"	1" Wire Term.	0.5	110-125	1/17
<b>NE-2D</b>	25,000	15/16"	S.C. Mid. Flange	0.6	110-125	1/15
<b>NE-2E</b>	25,000	¾"	2" Wire Term.	0.6	110-125	1/15
<b>NE-2M</b>	25,000	¾"	1" Wire Term.	0.5	110-125	1/17
<b>NE-7</b>	7,500	1¼"	1¼" Wire Term.	2.0	110-125	¼
<b>NE-17</b>	7,500	1½"	D.C. Bay	2.0	110-125	¼
<b>NE-21</b>	7,500	1½"	S.C. Bay	2.0	110-125	¼
<b>NE-30</b>	10,000	2¼"	Med. Screw	12.0	110-125	1
<b>NE-34</b>	10,000	3½"	Med. Screw	18.0	110-125	2
<b>NE-42</b>	10,000	3½/16"	D.C. Bay	30.0	110-125	3
<b>NE-45</b>	7,500	1½/16"	Cand. Screw	2.0	110-125	¼
<b>NE-48</b>	7,500	1½"	D.C. Bay	2.0	110-125	¼
<b>NE-51</b>	15,000	1¾"	Min. Bay	0.3	110-125	1/25
<b>NE-56</b>	10,000	2¼"	Med. Screw	5.0	220-250	1
<b>NE-57</b>	7,500	1½/16"	Cand. Screw	2.0	110-125	¼
<b>NE-58</b>	7,500	1½/16"	Cand. Screw	2.0	220-250	½
<b>NE-79</b>	10,000	2"	D.C. Bay	12.0	110-125	1

### Argon Glow Lamps

<b>AR-1</b>	1,000	3½"	Med. Screw	18.0	110-125	2
<b>AR-3</b>	150	1½/16"	Cand. Screw	3.5	110-125	¼
<b>AR-4</b>	150	1½"	D.C. Bay	3.5	110-125	¼
<b>AR-9</b>	50	1¼"	1" Wire Term.	0.3	110-125	1/25

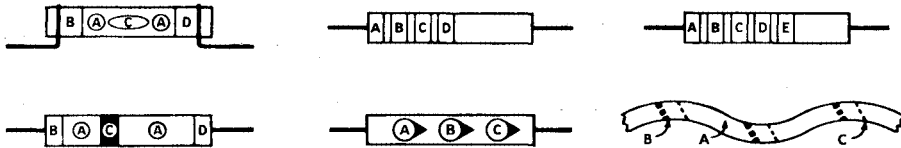
\*On A.C. unless otherwise noted. D-C life is approximately 60% of A-C values.



# Resistor Color Code

EIA STANDARD RS-172

MILITARY STANDARD MIL-R-11E



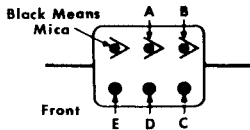
Color	1st Digit A	2nd Digit B	Multiplier C	Tolerance D	Failure Rate* E
Black	0	0	1	—	—
Brown	1	1	10	± 1%	1.0
Red	2	2	100	± 2%	0.1
Orange	3	3	1,000	± 3%	0.01
Yellow	4	4	10,000	± 4%	0.001
Green	5	5	100,000	—	—
Blue	6	6	1,000,000	—	—
Violet	7	7	10,000,000	—	—
Gray	8	8	100,000,000	—	—
White	9	9	—	—	Solderable*
Gold	—	—	0.1	± 5%	—
Silver	—	—	0.01	± 10%	—
No Color	—	—	—	± 20%	—

\* Band E, when used on composition resistors, indicates percent failure per 1,000 hours. On film resistors, a white band E indicates solderable terminal.

### INSULATION CODING

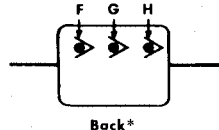
EIA: Insulated resistors with axial leads are designated by a background of any color except black. The usual color is natural tan. Noninsulated resistors with axial leads are designated by a black background color.

MILITARY (MIL): Same as EIA with the addition of: Noninsulated resistors with radial leads designated by a black background color or by a background the same color as the first significant figure of the resistance value.



## Mica Capacitor Color Code

MILITARY STANDARD MIL-C-5C



Color	Digits of Capacitance ( $\mu\mu\text{f}$ )		Multiplier C	Tolerance % D	Characteristic See table below E	Working Volts DC F	Operating Temperature G	Vibration Grade(cps) H
	A	B						
Black	0	0	1	± 20	—	—	-55 to +70°C	10-55
Brown	1	1	10	± 1	—	—	—	—
Red	2	2	100	± 2	—	—	-55 to +85°C	—
Orange	3	3	1,000	—	B	300	—	—
Yellow	4	4	—	—	C	—	-55 to +125°C	10-2,000
Green	5	5	—	± 5	D	500	—	—
Blue	6	6	—	—	E	—	-55 to +150°C	—
Violet	7	7	—	—	F	—	—	—
Gray	8	8	—	—	—	—	—	—
White	9	9	—	—	—	—	—	—
Gold	—	—	0.1	± 5	—	—	—	—
Silver	—	—	—	± 10	—	—	—	—

\*Earlier MIL-C-5 capacitors are not color coded on back. In such cases ignore F, G, H and use Voltage Rating Table below.

### DESCRIPTION OF CHARACTERISTIC

Characteristic	Temperature Coefficient (parts per million per °C)	Maximum Capacitance Drift	Minimum Insulation Resistance (megohms)
B	Not specified	Not specified	7500
C	± 200	± 0.5%	7500
D	± 100	± 0.3%	7500
E	-20 to +100	± (0.1% + 0.1 $\mu\mu\text{f}$ )	7500
F	0 to +70	± (0.05% + 0.1 $\mu\mu\text{f}$ )	7500

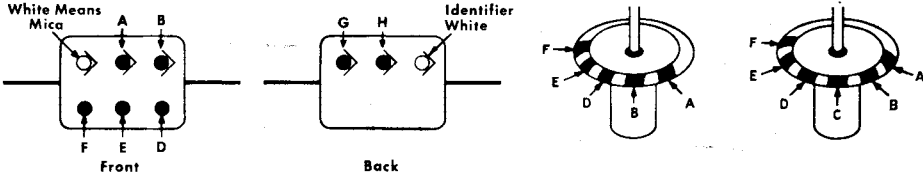
### VOLTAGE RATING

(Indicated by dimensions rather than color coding)

Maximum Inches			Style CM	Capacitance ( $\mu\text{f}$ )	Rating (v d-c)
Long	Wide	Thick			
$\frac{3}{16}$	$\frac{1}{16}$	$\frac{1}{32}$	15	5-510	300
$\frac{5}{16}$	$\frac{1}{32}$	$\frac{1}{32}$	20	5-510 560-1000	500 300
$\frac{1}{2}$	$\frac{1}{32}$	$\frac{1}{32}$	25	51-1000	500
$\frac{5}{16}$	$\frac{5}{16}$	$\frac{1}{32}$	30	560-3300	500
$\frac{5}{16}$	$\frac{5}{16}$	$\frac{1}{32}$	35	3600-6200 6800-10,000	500 300
$\frac{1}{2}$	$\frac{1}{4}$	$\frac{1}{32}$	40	3300-8200 9100-10,000	500 300

# Mica Capacitor Color Code

## EIA STANDARD RS-153 A



Color	Digits of Capacitance ( $\mu\text{f}$ )			Multiplier D	Tolerance % E*	Characteristic— See table below F	Working Voltage G	Operating Temperature H
	A	B	C					
Black	0	0	0	1	$\pm 20$	A	—	—
Brown	1	1	1	10	$\pm 1$	B	100 V. DC	—
Red	2	2	2	100	$\pm 2$	C	—	-55 to +85°C
Orange	3	3	3	1,000	$\pm 3$	D	300 V. DC	—
Yellow	4	4	4	10,000	—	E	—	-55 to +125°C
Green	5	5	5	—	$\pm 5$	—	500 V. DC	—
Blue	6	6	6	—	—	—	—	—
Violet	7	7	7	—	—	—	—	—
Gray	8	8	8	—	—	—	—	—
White	9	9	9	—	—	—	—	—
Gold	—	—	—	0.1	—	—	1,000 V. DC	—
Silver	—	—	—	0.01	$\pm 10$	—	—	—

\*or  $\pm 1 \mu\text{f}$ , whichever is greater.

### DESCRIPTION OF CHARACTERISTIC

Characteristic	Temperature Coefficient (parts per million per °C)	Maximum Capacitance Drift	Minimum Insulation Resistance (megohms)
A	$\pm 1000$	$\pm (5\% + 1 \mu\text{f})$	3000
B	$\pm 500$	$\pm (3\% + 1 \mu\text{f})$	6000
C	$\pm 200$	$\pm (0.5\% + 0.5 \mu\text{f})$	6000
D	$\pm 100$	$\pm (0.3\% + 0.1 \mu\text{f})$	6000
E	-20 to +100	$\pm (0.1\% + 0.1 \mu\text{f})$	6000
—	—	—	—

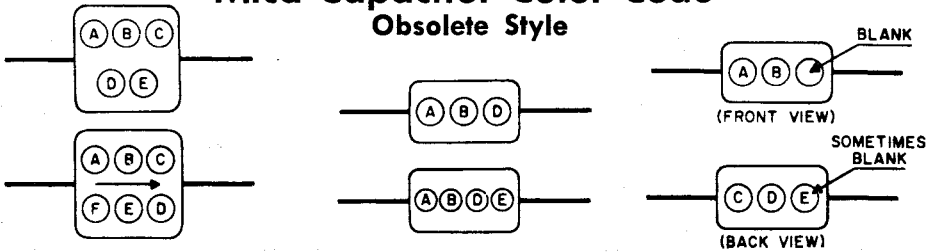
### VOLTAGE RATING

(Indicated by dimensions rather than color coding)

Maximum Inches			Style	Capacitance ( $\mu\text{f}$ )	Rating (v d-c)
Long	Wide	Thick			
$5\frac{1}{64}$	$1\frac{1}{2}$	$\frac{1}{2}$	20	5-510 580-1000	500 300
$1\frac{7}{64}$	$1\frac{1}{2}$	$\frac{3}{2}$	25	5-1000 1100-1500	500 300
$5\frac{3}{64}$	$5\frac{3}{64}$	$\frac{3}{2}$	30	470-6200 Over 6200	500 300
$5\frac{3}{64}$	$5\frac{3}{64}$	$\frac{3}{8}$	35	3300-6200 Over 6200	500 300
$1\frac{1}{2}$	$4\frac{1}{64}$	$1\frac{1}{2}$	40	100-2400 2700-7500 Over 7500	1000 500 300

# Mica Capacitor Color Code

## Obsolete Style

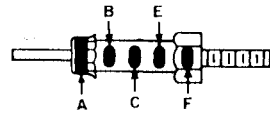


Dot Color	Digits of Capacitance ( $\mu\text{f}$ )			Multiplier D	Tolerance % E	Voltage Rating (v d-c) F
	A	B	C			
Black	0	0	0	1	$\pm 20$	—
Brown	1	1	1	10	$\pm 1$	100
Red	2	2	2	100	$\pm 2$	200
Orange	3	3	3	1,000	$\pm 3$	300
Yellow	4	4	4	10,000	$\pm 4$	400
Green	5	5	5	100,000	$\pm 5$	500
Blue	6	6	6	1,000,000	$\pm 6$	600
Violet	7	7	7	10,000,000	$\pm 7$	700
Gray	8	8	8	100,000,000	$\pm 8$	800
White	9	9	9	1,000,000,000	$\pm 9$	900
Gold	—	—	—	0.1	$\pm 5$	1,000
Silver	—	—	—	0.01	$\pm 10$	2,000
No Color	—	—	—	—	$\pm 20$	500

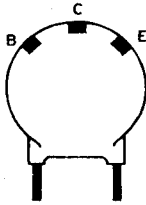
# Ceramic Capacitor Color Code

## EIA STANDARD RS-198

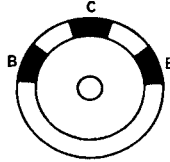
### MILITARY STANDARD MIL-C-20D



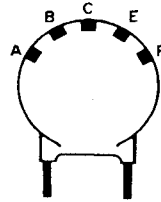
Stand-Off Capacitors  
(EIA ONLY)



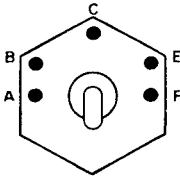
3-Dot Disc Capacitors  
(RETMA ONLY)  
(Voltage rating is always 500 v.,  
tolerance is always —0.)



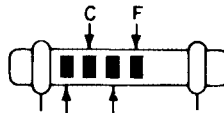
3-Dot Button Capacitors  
(EIA ONLY)



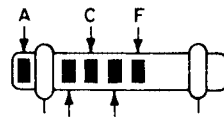
5-Dot Disc Capacitors  
(EIA ONLY)  
(Voltage rating is  
always 500 v.)



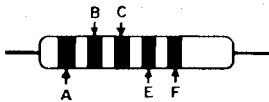
Feed Through Capacitors  
(EIA ONLY)



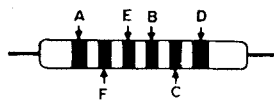
High Capacity Tubulars  
(Insulated or Non-Insulated)



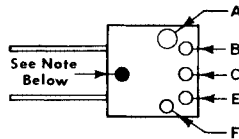
Temperature Compensating  
Tubulars



Tubular Capacitors  
(Voltage rating is always 500 v.)



Tubular Capacitors  
(Old RMA)



MIL Style CC  
Rectangular

Note: Styles CC-60 through CC-71 will be color coded here with Green = 500 and Brown = 150, working volts DC.

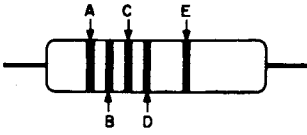
Color	Digits of Capacitance ( $\mu\text{f}$ )			Multiplier E	Tolerance F		Temp. Coef. A (Parts per million per °C.)	
	B	C	D		10 $\mu\text{f}$ or less ( $\mu\text{f}$ )	Over 10 $\mu\text{f}$ (%)	EIA	MILITARY†
Black	0	0	0	1	$\pm 2.0$	$\pm 20^*$	$\pm 0$	$\pm 0$
Brown	1	1	1	10	$\pm 0.1^*$	$\pm 1$	- 33	- 30
Red	2	2	2	100	$\pm 0.25$	$\pm 2$	- 75	- 80
Orange	3	3	3	1,000	—	$\pm 2.5^*$	- 150	- 150
Yellow	4	4	4	10,000*	—	—	- 220	- 220
Green	5	5	5	—	$\pm 0.5$	$\pm 5$	- 330	- 330
Blue	6	6	6	—	—	—	- 470	- 470
Violet	7	7	7	—	—	—	- 750	- 750
Gray	8	8	8	0.01	$\pm 0.25^*$	—	+ 150 to - 1500	—
White	9	9	9	0.1	$\pm 1.0$	$\pm 10$	+ 100 to - 750	—
Gold	—	—	—	—	—	—	—	+ 100

\*EIA only †Per charts in MIL-C-20D

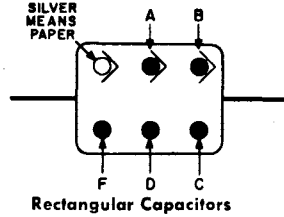
## Paper Capacitor Color Code

### MILITARY STANDARD MIL-C-91A

(Commercial codes are same except as noted)



**Tubular Capacitors**  
(Commercial Only)



**Rectangular Capacitors**

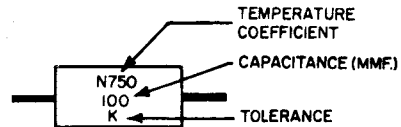
Color	Digits of Capacitance ( $\mu\text{mf}$ )		Multiplier C	Tolerance % D	Tubular Voltage Rating (v d-c) E	Temp. Rating °C and Characteristic F
	A	B				
Black	0	0	1	$\pm 20$	—	85-A
Brown	1	1	10	—	100	85-E
Red	2	2	100	—	200	—
Orange	3	3	1,000	$\pm 30$	300	—
Yellow	4	4	10,000	—	400	—
Green	5	5	—	—	500	—
Blue	6	6	—	—	600	—
Violet	7	7	—	—	700	—
Gray	8	8	—	—	800	—
White	9	9	—	—	900	—
Gold	—	—	—	—	1,000	—
Silver	—	—	—	$\pm 10$	—	—

#### VOLTAGE RATING FOR RECTANGULAR CAPACITORS

(Indicated by dimensions rather than color coding)

Maximum Dimensions (inches)			Style C/N	Capacitance ( $\mu\text{mf}$ )	Voltage Rating (v d-c)
Length	Width	Thickness			
$1\frac{1}{4}$	$1\frac{1}{2}$	$\frac{1}{2}$	20	1000	400
				2000-6000	200
				10,000	120
$1\frac{3}{4}$	$1\frac{3}{4}$	$1\frac{1}{4}$	22	2000-3000	400
				6000-10,000	300
				20,000	120
$1\frac{3}{4}$	$1\frac{3}{4}$	$\frac{3}{2}$	30	1000-2000	800
				3000	600
				6000-10,000	400
				20,000	120
$1\frac{3}{4}$	$1\frac{3}{4}$	$1\frac{1}{2}$	35	3000	800
				6000-10,000	600
				20,000	300
$1\frac{1}{2}$	$1\frac{1}{4}$	$\frac{3}{2}$	41	3000-6000	600
				10,000	400
				20,000	300
				30,000	120
$1\frac{1}{2}$	$1\frac{1}{4}$	$1\frac{1}{2}$	42	1000-6000	1000
				10,000-20,000	600
				30,000	400
				50,000	300
				100,000	120
$1\frac{1}{2}$	$1\frac{1}{4}$	$1\frac{3}{2}$	43	10,000	1000
				20,000-30,000	600
				50,000-100,000	400
				200,000	120

#### TYPOGRAPHICALLY MARKED TUBULAR CERAMICS



JAN LETTER	TOLERANCE	
	10 $\mu\text{mf}$ or Less	Over 10 $\mu\text{mf}$
C	$\pm 0.25 \mu\text{mf}$	.....
D	$\pm 0.5 \mu\text{mf}$	.....
F	$\pm 1.0 \mu\text{mf}$	$\pm 1\%$
G	$\pm 2.0 \mu\text{mf}$	$\pm 2\%$
J	.....	$\pm 5\%$
K	.....	$\pm 10\%$
M	.....	$\pm 20\%$

## Military Capacitor Letter-Number Codes

The long used color-code method of identifying fixed capacitors is rapidly being replaced under the currently effective Military Standards System, where type, capacitance, tolerance, voltage, temperature range and all required specifications are designated by letter and number symbols stamped on the capacitor case in place of the color-code system previously used.

Because of the increasing use of military styles of fixed capacitors throughout the electronics industry and the resulting confusion for those not familiar with this system, we publish on the following pages, basic outlines of the designating letter-number symbols covering MIL-C-91, MIL-C-20 and MIL-C-5 specifications now used in place of the color codes shown on the three preceding pages.

# MIL-C-91A TYPE CN

Capacitors • Fixed • Paper Dielectric • Nonmetallic Cases

<b>CN</b>	<b>22</b>	<b>A</b>	<b>E</b>	<b>202</b>	<b>N</b>
	①	②	③	④	⑤

<p style="text-align: center;"><b>① STYLE</b></p> <hr/> <p>Rectangular molded case styles, 20, 22, 41, 42, 43. Square molded case styles, 30, 35.</p>	<p style="text-align: center;"><b>② CHARACTERISTIC</b></p> <hr/> <p>A = -55 to +85°C              E = -55 to +85°C              as per tables and charts in MIL-C-91</p>								
<p style="text-align: center;"><b>③ VOLTAGE</b></p> <hr/> <p>DC working at 40°C.</p> <table style="width: 100%; border: none;"> <tr> <td style="width: 50%;">Y = 120</td> <td style="width: 50%;">F = 600</td> </tr> <tr> <td>C = 200</td> <td>Z = 800</td> </tr> <tr> <td>X = 300</td> <td>G = 1,000</td> </tr> <tr> <td>E = 400</td> <td></td> </tr> </table>	Y = 120	F = 600	C = 200	Z = 800	X = 300	G = 1,000	E = 400		<p style="text-align: center;"><b>④ CAPACITANCE</b></p> <hr/> <p>Expressed in picofarads. First two digits represent significant figures. Last digit indicates the number of zeros to follow.</p>
Y = 120	F = 600								
C = 200	Z = 800								
X = 300	G = 1,000								
E = 400									

<p style="text-align: center;"><b>⑤ CAPACITANCE TOLERANCE</b></p> <hr/> <p>K = ±10%              M = ±20%              N = ±30%</p>
---

Military Capacitor Letter-Number Codes

# MIL-C-20D TYPE CC

Capacitors • Fixed • Ceramic Dielectric • Temperature Compensating

**CC 20 A K OR5 C**  
 ① ② ③ ④ ⑤

**① STYLE**

Radial lead tubular case, 500 DC working volts, styles, 20, 22, 25, 27, 30, 31, 32, 33, 35, 37, 45, 47. Axial lead tubular case, 500 DC working volts, styles, 21, 26, 36. Disc case, 500 DC working volts, styles, 50, 51, 52, 53. Rectangular case styles, 60, 62, 64, 66, 68, 70, all 150 DC working volts; and 61, 63, 65, 67, 69, 71, all 500 DC working volts.

**④ CAPACITANCE**

Expressed in picofarads. First two digits represent significant figures. Last digit indicates the number of zeros to follow. When fractional values are required, the letter "R" indicates the placing of the decimal point, and the following digits represent significant figures.

**② TEMPERATURE COEFFICIENT**

- A = P100 = +100
- C = NPO = ±0
- H = N30 = -30
- L = N80 = -80
- P = N150 = -150
- R = N220 = -220
- S = N330 = -330
- T = N470 = -470
- U = N750 = -750

all as per charts in MIL-C-20D

**⑤ CAPACITANCE TOLERANCE**

- C = ±0.25 picofarads
- D = ±0.5 picofarads
- F = ±1% (±1.0 pf @ ≤ 10 pf)
- G = ±2% (±2.0 pf @ ≤ 10 pf)
- J = ±5%
- K = ±10%

**③ T-C TOLERANCE BAND ENVELOPE**

F, G, H, J, K, all as per curves in MIL-C-20D

# Military Capacitor Letter-Number Codes

## MIL-C-5C TYPE CM

Capacitors • Fixed • Mica Dielectric

**CM**   **15**   **C**   **D**   **100**   **K**   **N**   **3**  
 ①   ②   ③   ④   ⑤   ⑥   ⑦

### ① STYLE

Dipped rectangular case styles, 05, 06, 07, 08. Lead mounting molded case styles, 15, 20, 30, 35, 40. Ear mounting molded case styles, 45, 50. Semi-hexagonal molded case, tapped mounting holes styles, 55, 60. Molded case, potted styles, 65, 70. Stack mounting ceramic case, potted elliptical base styles, 75, 80, 85, 90. Stack mounting ceramic case, potted, circular base style, 95.

### ② CHARACTERISTIC

Symbol	Temperature Coefficient Parts/Million/°C	Capacitance Drift
B	Not Specified	
C	-200 to +200	±(0.5% +0.1 pf)
D	-100 to +100	±(0.3% +0.1 pf)
E	-20 to +100	±(0.1% +0.1 pf)
F	0 to +70	±(0.05% +0.1 pf)

### ③ VOLTAGE RATING

This rating not shown on earlier production.

Symbol	Volts	Symbol	Volts	Symbol	Volts
B	250	J	2,000	R	10,000
C	300	K	2,500	S	12,000
D	500	L	3,000	T	15,000
E	600	M	4,000	U	20,000
F	1,000	N	5,000	V	25,000
G	1,200	P	6,000	W	30,000
H	1,500	Q	8,000	X	35,000

### ④ CAPACITANCE

Expressed in picofarads. First two digits represent significant figures. Last digit indicates the number of zeros to follow.

### ⑤ CAPACITANCE TOLERANCE

F = ±1% or 0.5 pf, whichever is greater.  
 G = ± 2%  
 J = ± 5%  
 K = ±10%

### ⑥ OPERATING TEMPERATURE RANGE

M = -55°C to +70°C  
 N = -55°C to +85°C  
 O = -55°C to +125°C  
 P = -55°C to +150°C

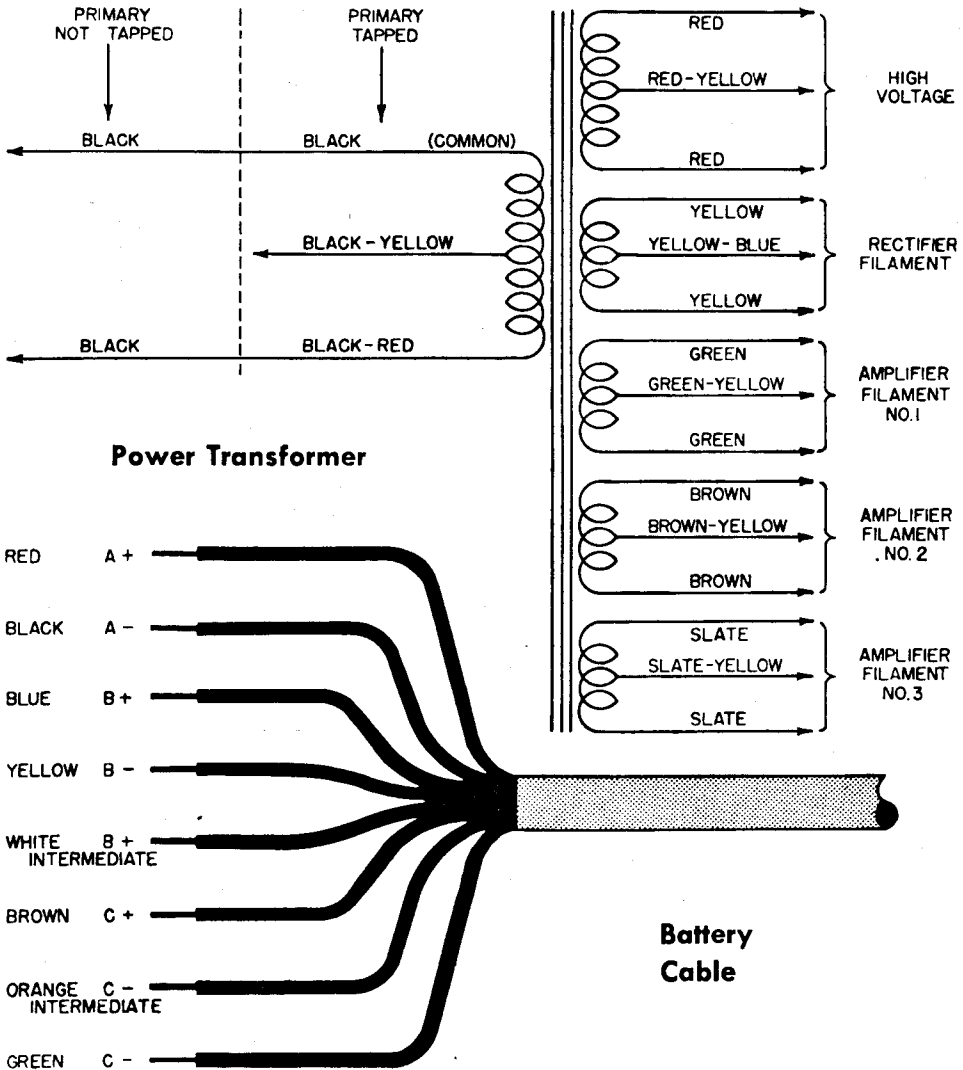
### ⑦ VIBRATION GRADE

T = 10 to 55 cps  
 3 = 10 to 2,000 cps

## EIA Color Codes

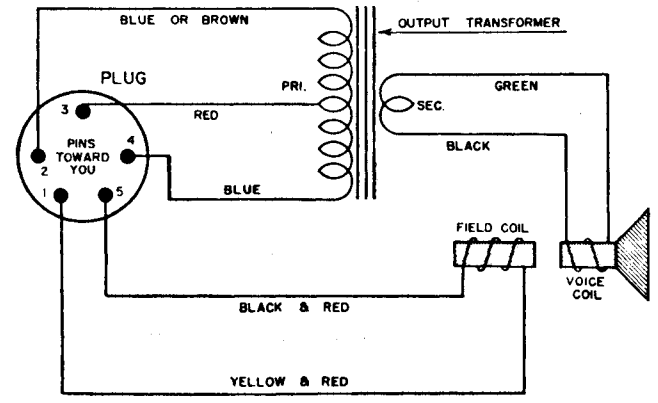
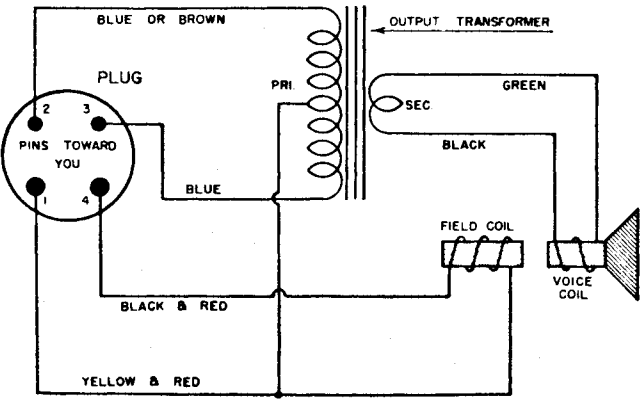
The color codes on the preceding and two following pages are used by most radio and instrument manufacturers in the wiring of their products, and by parts manufacturers for identifying lead placement or resistor and capacitor values, ratings, and tolerances. These have been included for whatever help they may provide in identifying parts and

leads when trouble-shooting. Since all manufacturers do not use these codes, however, due caution must be observed to determine whether or not the set, instrument, or part under examination does or does not follow the code colors given here. A quick check with a voltmeter, ohmmeter, or continuity meter is usually all that is needed to establish this fact.

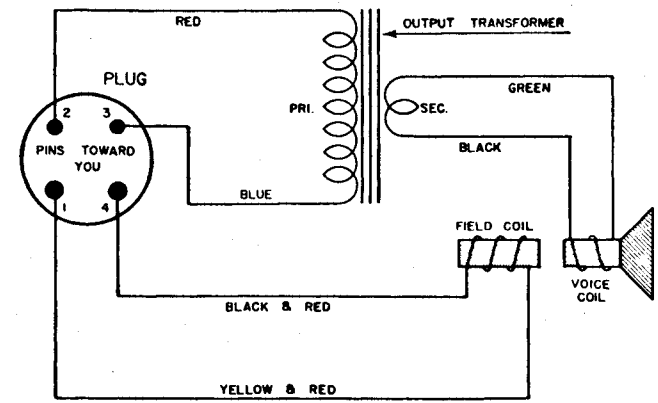
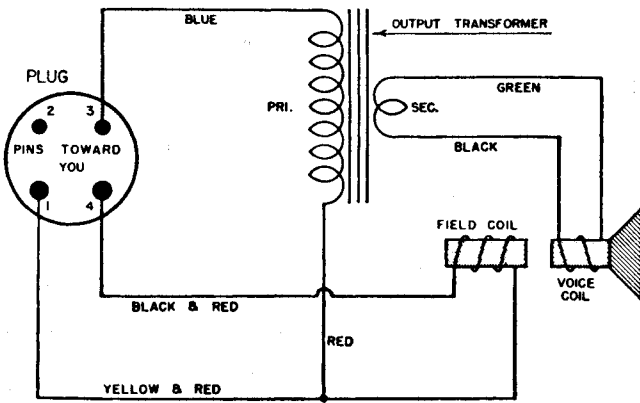




Speaker Leads and Plug Connections

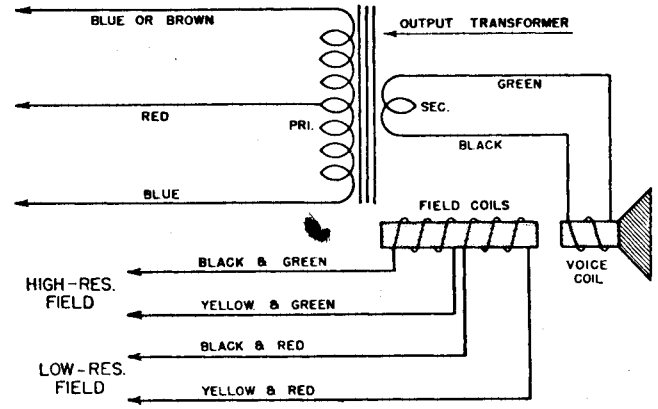
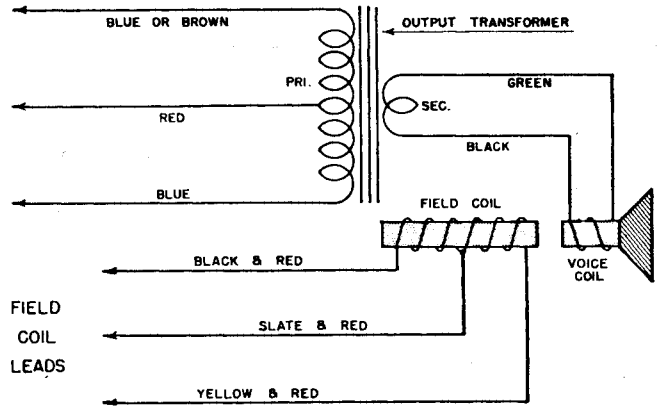


Speaker Leads and Plug Connections



EIA Color Codes—(Continued)

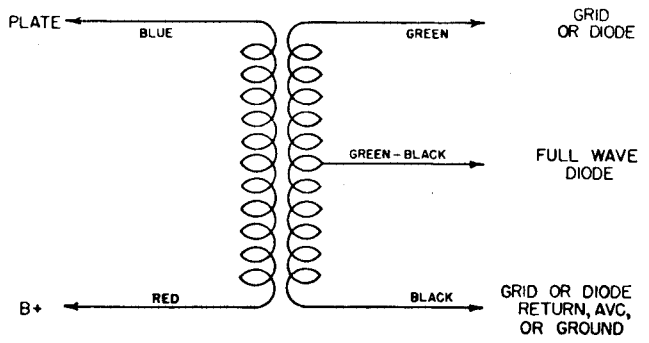
### Speaker Lead Color Codes—(Continued)



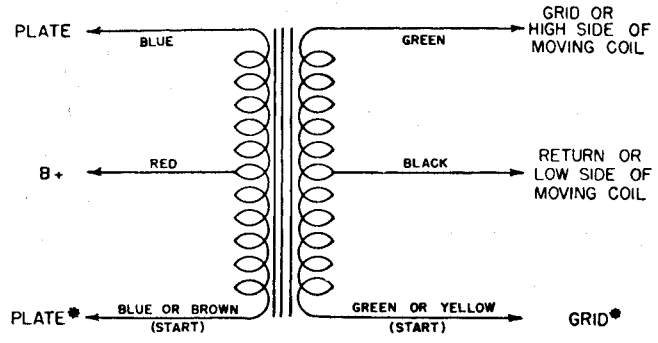
EIA Color Codes—(Continued)

82

### I-F Transformers



### Audio & Output Transformers



\* FOUND ONLY ON PUSH-PULL PRIMARY OR SECONDARY WINDINGS

## Radio Frequency Allocations

### Frequency Classification

Frequency	Classification	Abbreviation
3-30 kc	Very low frequencies	VLF
30-300 kc	Low frequencies	LF
300-3,000 kc	Medium frequencies	MF
3-30 Mc	High frequencies	HF
30-300 Mc	Very high frequencies	VHF
300-3,000 Mc	Ultra-high frequencies	UHF
3,000-30,000 Mc	Super-high frequencies	SHF
30,000-300,000 Mc	Extremely high frequencies	EHF
300,000-3,000,000 Mc	.....	....

### U. S. Amateur Radio Bands

Bands	Frequency (Mc)
160 Meter Band	1.80-2.00*
80 Meter Band	3.50-4.00
40 Meter Band	7.00-7.30
20 Meter Band	14.00-14.35
15 Meter Band	21.00-21.45
10 Meter Band	28.00-29.70
6 Meter Band	50-54
2 Meter Band	144-148
1 1/4 Meter Band	220-225
3/4 Meter Band	420-450
.....	1,215-1,300
.....	2,300-2,450
.....	3,300-3,500
.....	5,650-5,925
.....	10,000-10,500
.....	21,000-22,000
.....	All above 40,000

Subject to change by FCC

\* Use of this band is on a shared basis with Loran-A system of navigation.

## Television Channel Frequencies

### Channels 2-13 VHF

### Channels 14-83 UHF

Bandwidth per channel, 6 megacycles.

Picture carrier frequency is 1.25 megacycles above the low frequency edge of the band.

Sound carrier frequency is 0.25 megacycles below the high frequency edge of the band, and 4.5 megacycles above the picture carrier frequency.

Channel Number	Frequency Limits (Mc)	Picture Carrier (Mc)	Sound Carrier (Mc)
1	(Not assigned)		
2	54-60	55.25	59.75
3	60-66	61.25	65.75
4	66-72	67.25	71.75
5	76-82	77.25	81.75
6	82-88	83.25	87.75
7	174-180	175.25	179.75
8	180-186	181.25	185.75
9	186-192	187.25	191.75
10	192-198	193.25	197.75
11	198-204	199.25	203.75
12	204-210	205.25	209.75
13	210-216	211.25	215.75
14	470-476	471.25	475.75
15	476-482	477.25	481.75

Television Channel Frequencies (Continued)

Channel Number	Frequency Limits (Mc)	Picture Carrier (Mc)	Sound Carrier (Mc)
16	482-488	483.25	487.75
17	488-494	489.25	493.75
18	494-500	495.25	499.75
19	500-506	501.25	505.75
20	506-512	507.25	511.75
21	512-518	513.25	517.75
22	518-524	519.25	523.75
23	524-530	525.25	529.75
24	530-536	531.25	535.75
25	536-542	537.25	541.75
26	542-548	543.25	547.75
27	548-554	549.25	553.75
28	554-560	555.25	559.75
29	560-566	561.25	565.75
30	566-572	567.25	571.75
31	572-578	573.25	577.75
32	578-584	579.25	583.75
33	584-590	585.25	589.75
34	590-596	591.25	595.75
35	596-602	597.25	601.75
36	602-608	603.25	607.75
37	608-614	609.25	613.75
38	614-620	615.25	619.75
39	620-626	621.25	625.75
40	626-632	627.25	631.75
41	632-638	633.25	637.75
42	638-644	639.25	643.75
43	644-650	645.25	649.75
44	650-656	651.25	655.75
45	656-662	657.25	661.75
46	662-668	663.25	667.75
47	668-674	669.25	673.75
48	674-680	675.25	679.75
49	680-686	681.25	685.75
50	686-692	687.25	691.75

Television Channel Frequencies (Continued)

Channel Number	Frequency Limits (Mc)	Picture Carrier (Mc)	Sound Carrier (Mc)
51	692-698	693.25	697.75
52	698-704	699.25	703.75
53	704-710	705.25	709.75
54	710-716	711.25	715.75
55	716-722	717.25	721.75
56	722-728	723.25	727.75
57	728-734	729.25	733.75
58	734-740	735.25	739.75
59	740-746	741.25	745.75
60	746-752	747.25	751.75
61	752-758	753.25	757.75
62	758-764	759.25	763.75
63	764-770	765.25	769.75
64	770-776	771.25	775.75
65	776-782	777.25	781.75
66	782-788	783.25	787.75
67	788-794	789.25	793.75
68	794-800	795.25	799.75
69	800-806	801.25	805.75
70	806-812	807.25	811.75
71	812-818	813.25	817.75
72	818-824	819.25	823.75
73	824-830	825.25	829.75
74	830-836	831.25	835.75
75	836-842	837.25	841.75
76	842-848	843.25	847.75
77	848-854	849.25	853.75
78	854-860	855.25	859.75
79	860-866	861.25	865.75
80	866-872	867.25	871.75
81	872-878	873.25	877.75
82	878-884	879.25	883.75
83	884-890	885.25	889.75

## Recording Tape—Record / Play Time To The Nearest Full Minute

NO. OF FEET	NO. OF TRACKS	SPEED IN INCHES PER SECOND				
		15	7½	3¾	1¾	15/16
4800	1 Track	1 hr. 4 min.	2 hrs. 8 min.	4 hrs. 16 min.	8 hrs. 32 min.	17 hrs. 4 min.
	2 Tracks	2 hrs. 8 min.	4 hrs. 16 min.	8 hrs. 32 min.	17 hrs. 4 min.	34 hrs. 8 min.
	4 Tracks	4 hrs. 16 min.	8 hrs. 32 min.	17 hrs. 4 min.	34 hrs. 8 min.	68 hrs. 16 min.
3600	1 Track	48 min.	1 hr. 36 min.	3 hrs. 12 min.	6 hrs. 24 min.	12 hrs. 48 min.
	2 Tracks	1 hr. 36 min.	3 hrs. 12 min.	6 hrs. 24 min.	12 hrs. 48 min.	25 hrs. 36 min.
	4 Tracks	3 hrs. 12 min.	6 hrs. 24 min.	12 hrs. 48 min.	25 hrs. 36 min.	51 hrs. 12 min.
2500	1 Track	33 min.	1 hr. 6 min.	2 hrs. 13 min.	4 hrs. 26 min.	8 hrs. 52 min.
	2 Tracks	1 hr. 6 min.	2 hrs. 12 min.	4 hrs. 26 min.	8 hrs. 52 min.	17 hrs. 44 min.
	4 Tracks	2 hrs. 12 min.	4 hrs. 24 min.	8 hrs. 52 min.	17 hrs. 44 min.	35 hrs. 28 min.
2400	1 Track	32 min.	1 hr. 4 min.	2 hrs. 8 min.	4 hrs. 16 min.	8 hrs. 32 min.
	2 Tracks	1 hr. 4 min.	2 hrs. 8 min.	4 hrs. 16 min.	8 hrs. 32 min.	17 hrs. 4 min.
	4 Tracks	2 hrs. 8 min.	4 hrs. 16 min.	8 hrs. 32 min.	17 hrs. 4 min.	34 hrs. 8 min.
1800	1 Track	24 min.	48 min.	1 hr. 36 min.	3 hrs. 12 min.	6 hrs. 24 min.
	2 Tracks	48 min.	1 hr. 36 min.	3 hrs. 12 min.	6 hrs. 24 min.	12 hrs. 48 min.
	4 Tracks	1 hr. 36 min.	3 hrs. 12 min.	6 hrs. 24 min.	12 hrs. 48 min.	25 hrs. 36 min.
1200	1 Track	16 min.	32 min.	1 hr. 4 min.	2 hrs. 8 min.	4 hrs. 16 min.
	2 Tracks	32 min.	1 hr. 4 min.	2 hrs. 8 min.	4 hrs. 16 min.	8 hrs. 32 min.
	4 Tracks	1 hr. 4 min.	2 hrs. 8 min.	4 hrs. 16 min.	8 hrs. 32 min.	17 hrs. 4 min.
900	1 Track	12 min.	24 min.	48 min.	1 hr. 36 min.	3 hrs. 12 min.
	2 Tracks	24 min.	48 min.	1 hr. 36 min.	3 hrs. 12 min.	6 hrs. 24 min.
	4 Tracks	48 min.	1 hr. 36 min.	3 hrs. 12 min.	6 hrs. 24 min.	12 hrs. 48 min.
600	1 Track	8 min.	16 min.	32 min.	1 hr. 4 min.	2 hrs. 8 min.
	2 Tracks	16 min.	32 min.	1 hr. 4 min.	2 hrs. 8 min.	4 hrs. 16 min.
	4 Tracks	32 min.	1 hr. 4 min.	2 hrs. 8 min.	4 hrs. 16 min.	8 hrs. 32 min.
300	1 Track	4 min.	8 min.	16 min.	32 min.	1 hr. 4 min.
	2 Tracks	8 min.	16 min.	32 min.	1 hr. 4 min.	2 hrs. 8 min.
	4 Tracks	16 min.	32 min.	1 hr. 4 min.	2 hrs. 8 min.	4 hrs. 16 min.
225	1 Track	3 min.	6 min.	12 min.	24 min.	48 min.
	2 Tracks	6 min.	12 min.	24 min.	48 min.	1 hr. 36 min.
	4 Tracks	12 min.	24 min.	48 min.	1 hr. 36 min.	3 hrs. 12 min.
150	1 Track	2 min.	4 min.	8 min.	16 min.	32 min.
	2 Tracks	4 min.	8 min.	16 min.	32 min.	1 hr. 4 min.
	4 Tracks	8 min.	16 min.	32 min.	1 hr. 4 min.	2 hrs. 8 min.

NOTE: One-Way Stereo provides same timing as 1-track tapes.  
Two-Way Stereo provides same timing as 2-track tapes.

## Greek Alphabet Designations

Name	Capital	Lower Case	Commonly used to designate
Alpha	Α	α	Angles. Area. Coefficients. Attenuation constant. Absorption factor. Current gain of common base configuration
Beta	Β	β	Angles. Flux density. Phase constant. Current gain of common emitter
Gamma	Γ	γ	Angles. Conductivity. Specific gravity
Delta	Δ	δ	Variation. Density. Angles
Epsilon	Ε	ε	Base of natural logarithms. Electric intensity
Zeta	Ζ	ζ	Impedance. Coefficients. Coordinates
Eta	Η	η	Hysteresis coefficient. Efficiency. Surface charge density
Theta	Θ	θ	Temperature. Phase angle. Time Constant. Reluctance. Angles
Iota	Ι	ι	Unit vector
Kappa	Κ	κ	Dielectric constant. Susceptibility
Lambda	Λ	λ	Wavelength. Attenuation constant
Mu	Μ	μ	Micro-. Amplification factor. Permeability
Nu	Ν	ν	Reluctivity. Frequency
Xi	Ξ	ξ	Coordinates
Omicron	Ο	ο	—
Pi	Π	π	3.1416 (Ratio of circumference to diameter)
Rho	Ρ	ρ	Resistivity. Coordinates
Sigma	Σ	σ	Summation (cap). Electrical conductivity. Leakage coefficient. Surface charge density. Complex propagation constant
Tau	Τ	τ	Time constant. Time phase displacement. Density. Transmission factor
Upsilon	Υ	υ	—
Phi	Φ	φ	Magnetic flux. Angles. Scalar potential (cap)
Chi	Χ	χ	Electric susceptibility. Angles
Psi	Ψ	ψ	Dielectric flux. Phase difference. Coordinates. Angles
Omega	Ω	ω	Angular velocity. Resistance in ohms (cap). Solid angles (cap)

NOTE: Lower case letters are used for all designations except where capital (cap) is indicated.





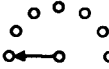

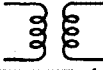





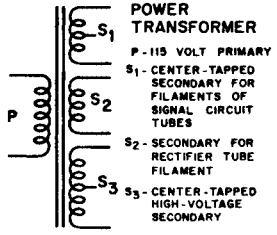





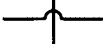




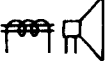
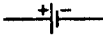


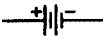
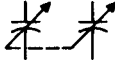





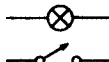


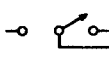


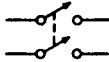

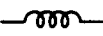
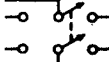

## Abbreviations and Letter Symbols\*

<i>Term</i>	<i>Abbreviation</i>	<i>Term</i>	<i>Abbreviation</i>
Admittance	Y	Magnetic field intensity	H
Alternating current	AC	Medium frequency	MF
American Wire Gauge	AWG	Megacycles per second	MHz or Mc
Ampere	A	Megohm	MΩ
Amplification factor	$\mu$	Meter	m
Amplitude modulation	AM	Microampere	$\mu$ A
Angular velocity ( $2\pi f$ )	$\omega$	Microfarad	$\mu$ F
Antenna	ant	Microhenry	$\mu$ H
Audio frequency	AF	Micromicrofarad	$\mu\mu$ F
Automatic frequency control	AFC	Microvolt	$\mu$ V
Automatic load control	ALC	Microvolt per meter	$\mu$ V/m
Automatic noise limiter	ANL	Microwatt	$\mu$ W
Automatic volume control	AVC	Milliampere	mA
Automatic volume expansion	AVE	Millihenry	mH
Beat-frequency oscillator	BFO	Millivolt	mV
Brown and Sharp wire gauge (now American Wire Gauge)	B&S	Millivolt per meter	mV/m
Capacitance	C	Milliwatt	mW
Capacitive reactance	$X_C$	Modulated continuous wave	MCW
Cathode-ray tube	CRT	Mutual inductance	M
Centimeter	cm	Ohm	$\Omega$ (omega)
Conductance	G	Phase displacement (degrees)	$\theta$ (theta)
Continuous wave	cw	Picofarad	pF
Current	I	Power	P
Cycles per second	Hz or cps	Power amplifier	PA
Decibel	dB	Power factor	PF
Direct current	DC	Public Address	PA
Double-pole, double-throw	DPDT	Push-to-talk control	PTT
Double-pole, single-throw	DPST	Radio frequency	RF
Double-sideband suppressed carrier	DSB	Reactance	X
Electric field intensity	E	Resistance	R
Electromotive force	emf	Revolutions per minute	rpm
Farad or Frequency	F	Root-mean-square	rms
Frequency modulation	FM	Self-inductance	L
Ground	gnd	Short wave	SW
Henry	H	Single-pole, double-throw	SPDT
High frequency	HF	Single-pole, single-throw	SPST
Impedance	Z	Single-sideband suppressed carrier	SSB
Inductance	L	Standing-wave ratio	SWR
Inductive reactance	$X_L$	Tuned radio frequency	TRF
Intermediate frequency	IF	Ultrahigh frequency	UHF
Interrupted continuous waves	icw	Upper sideband	USB
Kilocycles per second	kHz or kc	Vacuum-tube voltmeter	VTVM
Kilovolt	kV	Variable-frequency oscillator	VFO
Kilovolt ampere	kVA	Very high frequency	VHF
Kilowatt	kW	Voice-operated transmission	VOX
Load resistance	$R_L$	Volt	V
Low frequency	LF	Voltage	E
Lower sideband	LSB	Volt-ohmmeter	VOM
		Watt	W
		Wavelength	$\lambda$ (lambda)



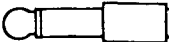

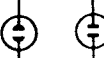












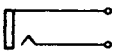





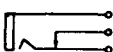













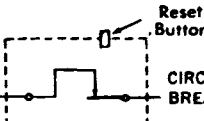
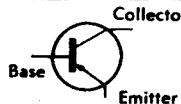
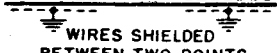
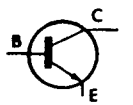
\*See Page 26 for Transistor Symbols.  
See page 41 for explanation of Hertz (Hz).

See pages 41-42 for Metric Prefix Symbols.

## Schematic Symbols Used in Radio Diagrams

	ANTENNA (AERIAL)		IRON CORE CHOKE COIL		SWITCH (ROTARY OR SELECTOR)
	GROUND		R. F. TRANSFORMER (AIR CORE)		CRYSTAL DETECTOR
	ANTENNA (LOOP)		A. F. TRANSFORMER (IRON CORE)		LIGHTNING ARRESTER
	WIRING METHOD 1 CONNECTION	 <p>POWER TRANSFORMER P - 115 VOLT PRIMARY S<sub>1</sub> - CENTER-TAPPED SECONDARY FOR FILAMENTS OF SIGNAL CIRCUIT TUBES S<sub>2</sub> - SECONDARY FOR RECTIFIER TUBE FILAMENT S<sub>3</sub> - CENTER-TAPPED HIGH-VOLTAGE SECONDARY</p>		FUSE	
	NO CONNECTION			PILOT LAMP	
	WIRING METHOD 2 CONNECTION			HEADPHONES	
	NO CONNECTION			FIXED CAPACITOR (MICA OR PAPER)	
	TERMINAL		FIXED CAPACITOR (ELECTROLYTIC)		LOUDSPEAKER, ELECTRODYNAMIC
	ONE CELL OR "A" BATTERY		ADJUSTABLE OR VARIABLE CAPACITOR		PHONO PICK-UP
	MULTI-CELL OR "B" BATTERY		ADJUSTABLE OR VARIABLE CAPACITORS (GANGED)		VACUUM TUBE HEATER OR FILAMENT
	RESISTOR		I. F. TRANSFORMER (DOUBLE-TUNED)		VACUUM TUBE CATHODE
	POTENTIOMETER (VOLUME CONTROL)		POWER SWITCH S. P. S. T.		VACUUM TUBE GRID
	TAPPED RESISTOR OR VOLTAGE DIVIDER		SWITCH S. P. D. T.		VACUUM TUBE PLATE
	RHEOSTAT		SWITCH D. P. S. T.		3-ELEMENT VACUUM TUBE (TRIODE)
	AIR CORE CHOKE COIL		SWITCH D. P. D. T.		ALIGNING KEY OCTAL BASE TUBE

## Schematic Symbols Used in Radio Diagrams

	SLIDE SWITCH		FILAMENT LAMPS		PHONE PLUG
	MULTI-CONTACT SWITCH		NEON LAMPS		PHONO PLUG
	GENERAL MICROPHONE		METER		INTER-CONNECTING PLUG Male
	CAPACITOR MICROPHONE		METER		INTER-CONNECTING PLUG Female
	DYNAMIC MICROPHONE		VARIABLE CORE INDUCTOR		LINE PLUG
	CRYSTAL MICROPHONE				PIEZOELECTRIC CRYSTAL FREQUENCY DETERMINING
	PHONE JACK		VARIABLE CORE INDUCTOR		PIEZOELECTRIC CRYSTAL FREQUENCY DETERMINING
	PHONE JACK		AIR CORE INDUCTOR		PIEZOELECTRIC CRYSTAL MONAURAL PHONO CARTRIDGE
	PHONE JACK				PIEZOELECTRIC CRYSTAL STEREO PHONO CARTRIDGE
	PHONO JACK		IRON CORE INDUCTOR		RECTIFIER OR DIODE
	SHIELDED PAIR SHIELD		POWDERED-IRON CORE INDUCTOR		ZENER DIODE
	SHIELDED WIRE SHIELD		RELAYS		DOUBLE ANODE
	SHIELDED ASSEMBLY				SILICON CONTROLLED RECTIFIER
	COMMON GROUND		CIRCUIT BREAKER		PNP TYPE TRANSISTOR
	WIRES SHIELDED BETWEEN TWO POINTS				NPN TYPE TRANSISTOR

Powers, Roots and Reciprocals

No.	Square	Cube	Square Root	Cube Root	Reciprocal X 1,000	No.	Square	Cube	Square Root	Cube Root	Reciprocal X 1,000
1	1	1	1.0000	1.0000	1000.000	51	2601	132651	7.1414	3.7084	19.6078
2	4	8	1.4142	1.2599	500.000	52	2704	140608	7.2111	3.7325	19.2308
3	9	27	1.7321	1.4422	333.333	53	2809	148877	7.2801	3.7563	18.8679
4	16	64	2.0000	1.5874	250.000	54	2916	157464	7.3485	3.7798	18.5185
5	25	125	2.2361	1.7100	200.000	55	3025	166375	7.4162	3.8030	18.1818
6	36	216	2.4495	1.8171	166.667	56	3136	175616	7.4833	3.8259	17.8571
7	49	343	2.6458	1.9129	142.857	57	3249	185193	7.5498	3.8485	17.5439
8	64	512	2.8284	2.0000	125.000	58	3364	195112	7.6158	3.8709	17.2414
9	81	729	3.0000	2.0801	111.111	59	3481	205379	7.6811	3.8930	16.9492
10	100	1000	3.1623	2.1544	100.000	60	3600	216000	7.7460	3.9149	16.6667
11	121	1331	3.3166	2.2240	90.9091	61	3721	226981	7.8102	3.9365	16.3934
12	144	1728	3.4641	2.2894	83.3333	62	3844	238328	7.8740	3.9579	16.1290
13	169	2197	3.6056	2.3513	76.9231	63	3969	250047	7.9373	3.9791	15.8730
14	196	2744	3.7417	2.4101	71.4286	64	4096	262144	8.0000	4.0000	15.6250
15	225	3375	3.8730	2.4662	66.6667	65	4225	274625	8.0623	4.0202	15.3846
16	256	4096	4.0000	2.5198	62.5000	66	4356	287496	8.1240	4.0412	15.1515
17	289	4913	4.1231	2.5713	58.8235	67	4489	300763	8.1854	4.0615	14.9254
18	324	5832	4.2426	2.6207	55.5556	68	4624	314432	8.2462	4.0817	14.7059
19	361	6859	4.3589	2.6684	52.6316	69	4761	328509	8.3066	4.1016	14.4928
20	400	8000	4.4721	2.7144	50.0000	70	4900	343000	8.3666	4.1213	14.2857
21	441	9261	4.5826	2.7589	47.6190	71	5041	357911	8.4261	4.1408	14.0845
22	484	10648	4.6904	2.8020	45.4545	72	5184	373248	8.4853	4.1602	13.8889
23	529	12167	4.7958	2.8439	43.4783	73	5329	389017	8.5440	4.1793	13.6986
24	576	13824	4.8990	2.8845	41.6667	74	5476	405224	8.6023	4.1983	13.5135
25	625	15625	5.0000	2.9240	40.0000	75	5625	421875	8.6603	4.2172	13.3333
26	676	17576	5.0990	2.9625	38.4615	76	5776	438976	8.7178	4.2358	13.1579
27	729	19683	5.1962	3.0000	37.0370	77	5929	456533	8.7750	4.2543	12.9870
28	784	21952	5.2915	3.0366	35.7143	78	6084	474552	8.8318	4.2727	12.8205
29	841	24389	5.3852	3.0723	34.4828	79	6241	493039	8.8882	4.2908	12.6582
30	900	27000	5.4772	3.1072	33.3333	80	6400	512000	8.9443	4.3089	12.5000
31	961	29791	5.5678	3.1414	32.2581	81	6561	531441	9.0000	4.3267	12.3457
32	1024	32768	5.6569	3.1748	31.2500	82	6724	551368	9.0554	4.3445	12.1951
33	1089	35937	5.7446	3.2075	30.3030	83	6889	571787	9.1104	4.3621	12.0482
34	1156	39304	5.8310	3.2396	29.4118	84	7056	592704	9.1652	4.3795	11.9048
35	1225	42875	5.9161	3.2711	28.5714	85	7225	614125	9.2195	4.3968	11.7647
36	1296	46656	6.0000	3.3019	27.7778	86	7396	636056	9.2736	4.4140	11.6279
37	1369	50653	6.0828	3.3322	27.0270	87	7569	658503	9.3274	4.4310	11.4943
38	1444	54872	6.1644	3.3620	26.3158	88	7744	681472	9.3808	4.4480	11.3636
39	1521	59319	6.2450	3.3912	25.6410	89	7921	704969	9.4340	4.4647	11.2360
40	1600	64000	6.3246	3.4200	25.0000	90	8100	729000	9.4868	4.4814	11.1111
41	1681	68921	6.4031	3.4482	24.3902	91	8281	753571	9.5394	4.4979	10.9890
42	1764	74088	6.4807	3.4760	23.8095	92	8464	778688	9.5917	4.5144	10.8696
43	1849	79507	6.5574	3.5034	23.2558	93	8649	804357	9.6437	4.5307	10.7527
44	1936	85184	6.6332	3.5303	22.7273	94	8836	830584	9.6954	4.5468	10.6383
45	2025	91125	6.7082	3.5569	22.2222	95	9025	857375	9.7468	4.5629	10.5263
46	2116	97336	6.7823	3.5830	21.7391	96	9216	884736	9.7980	4.5789	10.4167
47	2209	103823	6.8557	3.6088	21.2766	97	9409	912673	9.8489	4.5947	10.3093
48	2304	110592	6.9282	3.6342	20.8333	98	9604	941192	9.8995	4.6104	10.2041
49	2401	117649	7.0000	3.6593	20.4082	99	9801	970299	9.9499	4.6261	10.1010
50	2500	125000	7.0711	3.6840	20.0000	100	10000	1000000	10.0000	4.6416	10.0000

Powers, Roots and Reciprocals—(Continued)

No.	Square	Cube	Square Root	Cube Root	Reciprocal X 1,000	No.	Square	Cube	Square Root	Cube Root	Reciprocal X 1,000
101	10201	1030301	10.0499	4.6570	9.90099	151	22801	3442951	12.2882	5.3251	6.62252
102	10404	1061208	10.0995	4.6723	9.80392	152	23104	3511808	12.3288	5.3368	6.57895
103	10609	1092727	10.1489	4.6875	9.70874	153	23409	3581577	12.3693	5.3485	6.53595
104	10816	1124864	10.1980	4.7027	9.61538	154	23716	3652264	12.4097	5.3601	6.49351
105	11025	1157625	10.2470	4.7177	9.52381	155	24025	3723875	12.4499	5.3717	6.45161
106	11236	1191016	10.2956	4.7326	9.43396	156	24336	3796416	12.4900	5.3832	6.41026
107	11449	1225043	10.3441	4.7475	9.34579	157	24649	3869893	12.5300	5.3947	6.36943
108	11664	1259712	10.3923	4.7622	9.25926	158	24964	3944312	12.5698	5.4061	6.32911
109	11881	1295029	10.4403	4.7769	9.17431	159	25281	4019679	12.6095	5.4175	6.28931
110	12100	1331000	10.4881	4.7914	9.09091	160	25600	4096000	12.6491	5.4288	6.25000
111	12321	1367631	10.5357	4.8059	9.00901	161	25921	4173281	12.6886	5.4401	6.21118
112	12544	1404928	10.5830	4.8203	8.92857	162	26244	4251528	12.7279	5.4514	6.17284
113	12769	1442897	10.6301	4.8346	8.84956	163	26569	4330747	12.7671	5.4626	6.13497
114	12996	1481544	10.6771	4.8488	8.77193	164	26896	4410944	12.8062	5.4737	6.09756
115	13225	1520875	10.7238	4.8629	8.69565	165	27225	4492125	12.8452	5.4848	6.06061
116	13456	1560896	10.7703	4.8770	8.62069	166	27556	4574296	12.8841	5.4959	6.02410
117	13689	1601613	10.8167	4.8910	8.54701	167	27889	4657463	12.9228	5.5069	5.98802
118	13924	1643032	10.8628	4.9049	8.47458	168	28224	4741632	12.9615	5.5178	5.95238
119	14161	1685159	10.9087	4.9187	8.40336	169	28561	4826809	13.0000	5.5288	5.91716
120	14400	1728000	10.9545	4.9324	8.33333	170	28900	4913000	13.0384	5.5397	5.88235
121	14641	1771561	11.0000	4.9461	8.26446	171	29241	5000211	13.0767	5.5505	5.84795
122	14884	1815848	11.0454	4.9597	8.19672	172	29584	5088448	13.1149	5.5613	5.81395
123	15129	1860867	11.0905	4.9732	8.13008	173	29929	5177717	13.1529	5.5721	5.78035
124	15376	1906624	11.1355	4.9866	8.06452	174	30276	5268024	13.1909	5.5828	5.74713
125	15625	1953125	11.1803	5.0000	8.00000	175	30625	5359375	13.2288	5.5934	5.71429
126	15876	2000376	11.2250	5.0133	7.93651	176	30976	5451776	13.2665	5.6041	5.68182
127	16129	2048383	11.2694	5.0265	7.87402	177	31329	5545233	13.3041	5.6147	5.64972
128	16384	2097152	11.3137	5.0397	7.81250	178	31684	5639752	13.3417	5.6252	5.61798
129	16641	2146689	11.3578	5.0528	7.75194	179	32041	5735339	13.3791	5.6357	5.58659
130	16900	2197000	11.4018	5.0658	7.69231	180	32400	5832000	13.4164	5.6462	5.55556
131	17161	2248091	11.4455	5.0788	7.63359	181	32761	5929741	13.4536	5.6566	5.52486
132	17424	2299968	11.4891	5.0916	7.57576	182	33124	6028568	13.4907	5.6671	5.49451
133	17689	2352637	11.5326	5.1045	7.51880	183	33489	6128487	13.5277	5.6774	5.46448
134	17956	2406104	11.5758	5.1172	7.46269	184	33856	6229504	13.5647	5.6877	5.43478
135	18225	2460375	11.6190	5.1299	7.40741	185	34225	6331625	13.6015	5.6980	5.40541
136	18496	2515456	11.6619	5.1426	7.35294	186	34596	6434856	13.6382	5.7083	5.37634
137	18769	2571353	11.7047	5.1551	7.29927	187	34969	6539203	13.6748	5.7185	5.34759
138	19044	2628072	11.7473	5.1676	7.24638	188	35344	6644672	13.7113	5.7287	5.31915
139	19321	2685619	11.7898	5.1801	7.19424	189	35721	6751269	13.7477	5.7388	5.29101
140	19600	2744000	11.8322	5.1925	7.14286	190	36100	6859000	13.7840	5.7489	5.26316
141	19881	2803221	11.8743	5.2048	7.09220	191	36481	6967871	13.8203	5.7590	5.23560
142	20164	2863288	11.9164	5.2171	7.04255	192	36864	7077888	13.8564	5.7690	5.20833
143	20449	2924207	11.9583	5.2293	6.99301	193	37249	7189057	13.8924	5.7790	5.18135
144	20736	2985984	12.0000	5.2415	6.94444	194	37636	7301384	13.9284	5.7890	5.15464
145	21025	3048625	12.0416	5.2536	6.89655	195	38025	7414875	13.9642	5.7989	5.12821
146	21316	3112136	12.0830	5.2656	6.84932	196	38416	7529536	14.0000	5.8088	5.10204
147	21609	3176523	12.1244	5.2776	6.80272	197	38809	7645373	14.0357	5.8186	5.07614
148	21904	3241792	12.1655	5.2896	6.75676	198	39204	7762392	14.0712	5.8285	5.05051
149	22201	3307949	12.2066	5.3015	6.71141	199	39601	7880599	14.1067	5.8383	5.02513
150	22500	3375000	12.2474	5.3133	6.66667	200	40000	8000000	14.1421	5.8480	5.00000

Powers, Roots and Reciprocals—(Continued)

No.	Square	Cube	Square Root	Cube Root	Reciprocal X 1,000	No.	Square	Cube	Square Root	Cube Root	Reciprocal X 1,000
201	40401	8120601	14.1774	5.8578	4.97512	251	63001	15813251	15.8430	6.3080	3.98406
202	40804	8242408	14.2127	5.8675	4.95050	252	63504	16003008	15.8745	6.3164	3.96825
203	41209	8365427	14.2478	5.8771	4.92611	253	64009	16194277	15.9060	6.3247	3.95257
204	41616	8489664	14.2829	5.8868	4.90196	254	64516	16387064	15.9374	6.3330	3.93701
205	42025	8615125	14.3178	5.8964	4.87805	255	65025	16581375	15.9687	6.3413	3.92157
206	42436	8741816	14.3527	5.9059	4.85437	256	65536	16777216	16.0000	6.3496	3.90625
207	42849	8869743	14.3875	5.9155	4.83092	257	66049	16974593	16.0312	6.3579	3.89105
208	43264	8998912	14.4222	5.9250	4.80769	258	66564	17173512	16.0624	6.3661	3.87597
209	43681	9129329	14.4568	5.9345	4.78469	259	67081	17373979	16.0935	6.3743	3.86100
210	44100	9261000	14.4914	5.9439	4.76190	260	67600	17576000	16.1245	6.3825	3.84615
211	44521	9393931	14.5258	5.9533	4.73934	261	68121	17779581	16.1555	6.3907	3.83142
212	44944	9528128	14.5602	5.9627	4.71698	262	68644	17984728	16.1864	6.3988	3.81679
213	45369	9663597	14.5945	5.9721	4.69484	263	69169	18191447	16.2173	6.4070	3.80228
214	45796	9800344	14.6287	5.9814	4.67290	264	69696	18399744	16.2481	6.4151	3.78788
215	46225	9938375	14.6629	5.9907	4.65116	265	70225	18609625	16.2788	6.4232	3.77358
216	46656	10077696	14.6969	6.0000	4.62963	266	70756	18821096	16.3095	6.4312	3.75940
217	47089	10218313	14.7309	6.0092	4.60829	267	71289	19034163	16.3401	6.4393	3.74532
218	47524	10360232	14.7648	6.0185	4.58716	268	71824	19248832	16.3707	6.4473	3.73134
219	47961	10503459	14.7986	6.0277	4.56621	269	72361	19465109	16.4012	6.4553	3.71747
220	48400	10648000	14.8324	6.0368	4.54545	270	72900	19683000	16.4317	6.4633	3.70370
221	48841	10793861	14.8661	6.0459	4.52489	271	73441	19902511	16.4621	6.4713	3.69004
222	49284	10941048	14.8997	6.0550	4.50450	272	73984	20123648	16.4924	6.4792	3.67647
223	49729	11089567	14.9332	6.0641	4.48431	273	74529	20346417	16.5227	6.4872	3.66300
224	50176	11239424	14.9666	6.0732	4.46429	274	75076	20570824	16.5529	6.4951	3.64964
225	50625	11390625	15.0000	6.0822	4.44444	275	75625	20796875	16.5831	6.5030	3.63636
226	51076	11543176	15.0333	6.0912	4.42478	276	76176	21024576	16.6132	6.5108	3.62319
227	51529	11697083	15.0665	6.1002	4.40529	277	76729	21253933	16.6433	6.5187	3.61011
228	51984	11852352	15.0997	6.1091	4.38596	278	77284	21484952	16.6733	6.5265	3.59712
229	52441	12008989	15.1327	6.1180	4.36681	279	77841	21717639	16.7033	6.5343	3.58423
230	52900	12167000	15.1658	6.1269	4.34783	280	78400	21952000	16.7332	6.5421	3.57143
231	53361	12326391	15.1987	6.1358	4.32900	281	78961	22188041	16.7631	6.5499	3.55872
232	53824	12487168	15.2315	6.1446	4.31034	282	79524	22425768	16.7929	6.5577	3.54610
233	54289	12649337	15.2643	6.1534	4.29185	283	80089	22665187	16.8226	6.5654	3.53357
234	54756	12812904	15.2971	6.1622	4.27350	284	80656	22906304	16.8523	6.5731	3.52113
235	55225	12977875	15.3297	6.1710	4.25532	285	81225	23149125	16.8819	6.5808	3.50877
236	55696	13144256	15.3623	6.1797	4.23729	286	81796	23393656	16.9115	6.5885	3.49650
237	56169	13312053	15.3948	6.1885	4.21941	287	82369	23639903	16.9411	6.5962	3.48432
238	56644	13481272	15.4272	6.1972	4.20168	288	82944	23888782	16.9706	6.6039	3.47222
239	57121	13651919	15.4596	6.2058	4.18410	289	83521	24137569	17.0000	6.6115	3.46021
240	57600	13824000	15.4919	6.2145	4.16667	290	84100	24389000	17.0294	6.6191	3.44828
241	58081	13997521	15.5242	6.2231	4.14938	291	84681	24642171	17.0587	6.6267	3.43643
242	58564	14172488	15.5563	6.2317	4.13223	292	85264	24897088	17.0880	6.6343	3.42466
243	59049	14348907	15.5885	6.2403	4.11523	293	85849	25153575	17.1172	6.6419	3.41297
244	59536	14526784	15.6205	6.2488	4.09836	294	86436	25412184	17.1464	6.6494	3.40136
245	60025	14706125	15.6525	6.2573	4.08163	295	87025	25672375	17.1756	6.6569	3.38983
246	60516	14886936	15.6844	6.2658	4.06504	296	87616	25934336	17.2047	6.6644	3.37838
247	61009	15069223	15.7162	6.2743	4.04858	297	88209	26198073	17.2337	6.6719	3.36700
248	61504	15252992	15.7480	6.2828	4.03226	298	88804	26463592	17.2627	6.6794	3.35570
249	62001	15438249	15.7797	6.2912	4.01606	299	89401	26730899	17.2916	6.6869	3.34448
250	62500	15625000	15.8114	6.2996	4.00000	300	90000	27000000	17.3205	6.6943	3.33333

Powers, Roots and Reciprocals—(Continued)

No.	Square	Cube	Square Root	Cube Root	Reciprocal X 1,000	No.	Square	Cube	Square Root	Cube Root	Reciprocal X 1,000
301	90601	27270901	17.3494	6.7018	3.32226	351	123201	43243551	18.7350	7.0540	2.84900
302	91204	27543608	17.3781	6.7092	3.31126	352	123904	43614208	18.7617	7.0607	2.84091
303	91809	27818127	17.4069	6.7166	3.30033	353	124609	43986977	18.7883	7.0674	2.83286
304	92416	28094464	17.4356	6.7240	3.28947	354	125316	44361864	18.8149	7.0740	2.82486
305	93025	28372625	17.4642	6.7313	3.27869	355	126025	44738875	18.8414	7.0807	2.81690
306	93636	28652616	17.4929	6.7387	3.26797	356	126736	45118016	18.8680	7.0873	2.80899
307	94249	28934443	17.5214	6.7460	3.25733	357	127449	45499293	18.8944	7.0940	2.80112
308	94864	29218112	17.5499	6.7533	3.24675	358	128164	45882712	18.9209	7.1006	2.79330
309	95481	29503629	17.5784	6.7606	3.23625	359	128881	46268279	18.9473	7.1072	2.78552
310	96100	29791000	17.6068	6.7679	3.22581	360	129600	46656000	18.9737	7.1138	2.77778
311	96721	30080231	17.6352	6.7752	3.21543	361	130321	47045881	19.0000	7.1204	2.77008
312	97344	30371328	17.6635	6.7824	3.20513	362	131044	47437928	19.0263	7.1269	2.76243
313	97969	30664297	17.6918	6.7897	3.19489	363	131769	47832147	19.0526	7.1335	2.75482
314	98596	30959144	17.7200	6.7969	3.18471	364	132496	48228544	19.0788	7.1400	2.74725
315	99225	31255875	17.7482	6.8041	3.17460	365	133225	48627125	19.1050	7.1466	2.73973
316	99856	31554496	17.7764	6.8113	3.16456	366	133956	49027896	19.1311	7.1531	2.73224
317	100489	31855013	17.8045	6.8185	3.15457	367	134689	49430863	19.1572	7.1596	2.72480
318	101124	32157432	17.8326	6.8256	3.14465	368	135424	49836032	19.1833	7.1661	2.71739
319	101761	32461759	17.8606	6.8328	3.13480	369	136161	50243409	19.2094	7.1726	2.71003
320	102400	32768000	17.8885	6.8399	3.12500	370	136900	50653000	19.2354	7.1791	2.70270
321	103041	33076161	17.9165	6.8470	3.11527	371	137641	51064811	19.2614	7.1855	2.69542
322	103684	33386284	17.9444	6.8541	3.10559	372	138384	51478848	19.2873	7.1920	2.68817
323	104329	33698267	17.9722	6.8612	3.09598	373	139129	51895117	19.3132	7.1984	2.68097
324	104976	34012224	18.0000	6.8683	3.08642	374	139876	52313624	19.3391	7.2048	2.67380
325	105625	34328125	18.0278	6.8753	3.07692	375	140625	52734375	19.3649	7.2112	2.66667
326	106276	34645976	18.0555	6.8824	3.06749	376	141376	53157376	19.3907	7.2177	2.65957
327	106929	34965783	18.0831	6.8894	3.05810	377	142129	53582633	19.4165	7.2240	2.65252
328	107584	35287552	18.1108	6.8964	3.04878	378	142884	54010152	19.4422	7.2304	2.64550
329	108241	35611289	18.1384	6.9034	3.03951	379	143641	54439939	19.4679	7.2368	2.63852
330	108900	35937000	18.1659	6.9104	3.03030	380	144400	54872000	19.4936	7.2432	2.63158
331	109561	36264691	18.1934	6.9174	3.02115	381	145161	55306341	19.5192	7.2495	2.62467
332	110224	36594368	18.2209	6.9244	3.01205	382	145924	55742968	19.5448	7.2558	2.61780
333	110889	36926037	18.2483	6.9313	3.00300	383	146689	56181887	19.5704	7.2622	2.61097
334	111556	37259704	18.2757	6.9382	2.99401	384	147456	56623104	19.5959	7.2685	2.60417
335	112225	37595375	18.3030	6.9451	2.98507	385	148225	57066625	19.6214	7.2748	2.59740
336	112896	37933056	18.3303	6.9521	2.97619	386	148996	57512456	19.6469	7.2811	2.59067
337	113569	38272753	18.3576	6.9589	2.96736	387	149769	57960603	19.6723	7.2874	2.58398
338	114244	38614472	18.3848	6.9658	2.95858	388	150544	58411072	19.6977	7.2936	2.57732
339	114921	38958219	18.4120	6.9727	2.94985	389	151321	58863869	19.7231	7.2999	2.57069
340	115600	39304000	18.4391	6.9795	2.94118	390	152100	59319000	19.7484	7.3061	2.56410
341	116281	39651821	18.4662	6.9864	2.93255	391	152881	59776471	19.7737	7.3124	2.55755
342	116964	40001688	18.4932	6.9932	2.92398	392	153664	60236288	19.7990	7.3186	2.55102
343	117649	40353607	18.5203	7.0000	2.91545	393	154449	60698457	19.8242	7.3248	2.54453
344	118336	40707584	18.5472	7.0068	2.90698	394	155236	61162984	19.8494	7.3310	2.53807
345	119025	41063625	18.5742	7.0136	2.89855	395	156025	61629875	19.8746	7.3372	2.53165
346	119716	41421736	18.6011	7.0203	2.89017	396	156816	62099136	19.8997	7.3434	2.52525
347	120409	41781929	18.6279	7.0271	2.88184	397	157609	62570773	19.9249	7.3496	2.51889
348	121104	42144192	18.6548	7.0338	2.87356	398	158404	63044792	19.9499	7.3558	2.51256
349	121801	42508549	18.6815	7.0406	2.86533	399	159201	63521199	19.9750	7.3619	2.50627
350	122500	42875000	18.7083	7.0473	2.85714	400	160000	64000000	20.0000	7.3681	2.50000

Powers, Roots and Reciprocals—(Continued)

No.	Square	Cube	Square Root	Cube Root	Reciprocal X 1,000	No.	Square	Cube	Square Root	Cube Root	Reciprocal X 1,000
401	160801	64481201	20.0250	7.3742	2.49377	451	203401	91733851	21.2368	7.6688	2.21730
402	161604	64964808	20.0499	7.3803	2.48756	452	204304	92345408	21.2603	7.6744	2.21239
403	162409	65450827	20.0749	7.3864	2.48139	453	205209	92959677	21.2838	7.6801	2.20751
404	163216	65939264	20.0998	7.3925	2.47525	454	206116	93576664	21.3073	7.6857	2.20264
405	164025	66430125	20.1246	7.3986	2.46914	455	207025	94196375	21.3307	7.6914	2.19780
406	164836	66923416	20.1494	7.4047	2.46305	456	207936	94818816	21.3542	7.6970	2.19298
407	165649	67419143	20.1742	7.4108	2.45700	457	208849	95443993	21.3776	7.7026	2.18818
408	166464	67917312	20.1990	7.4169	2.45098	458	209764	96071912	21.4009	7.7082	2.18341
409	167281	68417929	20.2237	7.4229	2.44499	459	210681	96702579	21.4243	7.7138	2.17865
410	168100	68921000	20.2485	7.4290	2.43902	460	211600	97336000	21.4476	7.7194	2.17391
411	168921	69426531	20.2731	7.4350	2.43309	461	212521	97972181	21.4709	7.7250	2.16920
412	169744	69934528	20.2978	7.4410	2.42718	462	213444	98611128	21.4942	7.7306	2.16450
413	170569	70444997	20.3224	7.4470	2.42131	463	214369	99252847	21.5174	7.7362	2.15983
414	171396	70957944	20.3470	7.4530	2.41546	464	215296	99897344	21.5407	7.7418	2.15517
415	172225	71473375	20.3715	7.4590	2.40964	465	216225	100544625	21.5639	7.7473	2.15054
416	173056	71991296	20.3961	7.4650	2.40385	466	217156	101194696	21.5870	7.7529	2.14592
417	173889	72511713	20.4206	7.4710	2.39808	467	218089	101847563	21.6102	7.7584	2.14133
418	174724	73034632	20.4450	7.4770	2.39234	468	219024	102503232	21.6333	7.7639	2.13675
419	175561	73560059	20.4695	7.4829	2.38664	469	219961	103161709	21.6564	7.7695	2.13220
420	176400	74088000	20.4939	7.4889	2.38090	470	220900	103823000	21.6795	7.7750	2.12766
421	177241	74618461	20.5183	7.4948	2.37530	471	221841	104487111	21.7025	7.7805	2.12314
422	178084	75151448	20.5426	7.5007	2.36967	472	222784	105154048	21.7255	7.7860	2.11864
423	178929	75686967	20.5670	7.5067	2.36407	473	223729	105823817	21.7486	7.7915	2.11417
424	179776	76225024	20.5913	7.5126	2.35849	474	224676	106496424	21.7715	7.7970	2.10971
425	180625	76765625	20.6155	7.5185	2.35294	475	225625	107171875	21.7945	7.8025	2.10526
426	181476	77308776	20.6398	7.5244	2.34742	476	226576	107850176	21.8174	7.8079	2.10084
427	182329	77854483	20.6640	7.5302	2.34192	477	227529	108531333	21.8403	7.8134	2.09644
428	183184	78402752	20.6882	7.5361	2.33645	478	228484	109215352	21.8632	7.8188	2.09205
429	184041	78953589	20.7123	7.5420	2.33100	479	229441	109902239	21.8861	7.8243	2.08768
430	184900	79507000	20.7364	7.5478	2.32558	480	230400	110592000	21.9089	7.8297	2.08333
431	185761	80062991	20.7605	7.5537	2.32019	481	231361	111284641	21.9317	7.8352	2.07900
432	186624	80621568	20.7846	7.5595	2.31482	482	232324	111980168	21.9545	7.8406	2.07469
433	187489	81182737	20.8087	7.5654	2.30947	483	233289	112678587	21.9773	7.8460	2.07039
434	188356	81746504	20.8327	7.5712	2.30415	484	234256	113379904	22.0000	7.8514	2.06612
435	189225	82312875	20.8567	7.5770	2.29885	485	235225	114084125	22.0227	7.8568	2.06186
436	190096	82881856	20.8806	7.5828	2.29358	486	236196	114791256	22.0454	7.8622	2.05761
437	190969	83453453	20.9045	7.5886	2.28833	487	237169	115501303	22.0681	7.8676	2.05339
438	191844	84027672	20.9284	7.5944	2.28311	488	238144	116214272	22.0907	7.8730	2.04918
439	192721	84604519	20.9523	7.6001	2.27790	489	239121	116930169	22.1133	7.8784	2.04499
440	193600	85184000	20.9762	7.6059	2.27273	490	240100	117649000	22.1359	7.8837	2.04082
441	194481	85766121	21.0000	7.6117	2.26757	491	241081	118370771	22.1585	7.8891	2.03666
442	195364	86350888	21.0238	7.6174	2.26244	492	242064	119095488	22.1811	7.8944	2.03252
443	196249	86938307	21.0476	7.6232	2.25734	493	243049	119823157	22.2036	7.8998	2.02840
444	197136	87528384	21.0713	7.6289	2.25225	494	244036	120553784	22.2261	7.9051	2.02429
445	198025	88121125	21.0950	7.6346	2.24719	495	245025	121287375	22.2486	7.9105	2.02020
446	198916	88716536	21.1187	7.6403	2.24215	496	246016	122023936	22.2711	7.9158	2.01613
447	199809	89314623	21.1424	7.6460	2.23714	497	247009	122763473	22.2935	7.9211	2.01207
448	200704	89915392	21.1660	7.6517	2.23214	498	248004	123505992	22.3159	7.9264	2.00803
449	201601	90518849	21.1896	7.6574	2.22717	499	249001	124251499	22.3383	7.9317	2.00401
450	202500	91125000	21.2132	7.6631	2.22222	500	250000	125000000	22.3607	7.9370	2.00000



Powers, Roots and Reciprocals—(Continued)

No.	Square	Cube	Square Root	Cube Root	Reciprocal X 1,000	No.	Square	Cube	Square Root	Cube Root	Reciprocal X 1,000
501	251001	125751501	22.3830	7.9423	1.99601	551	303601	167284151	23.4734	8.1982	1.81488
502	252004	126506008	22.4054	7.9476	1.99203	552	304704	168196608	23.4947	8.2031	1.81159
503	253009	127263527	22.4277	7.9528	1.98807	553	305809	169112377	23.5160	8.2081	1.80832
504	254016	128024064	22.4499	7.9581	1.98413	554	306916	170031464	23.5372	8.2130	1.80505
505	255025	128787625	22.4722	7.9634	1.98020	555	308025	170953875	23.5584	8.2180	1.80180
506	256036	129554216	22.4944	7.9686	1.97629	556	309136	171879616	23.5797	8.2229	1.79856
507	257049	130323843	22.5167	7.9739	1.97239	557	310249	172808693	23.6008	8.2278	1.79533
508	258064	131096512	22.5389	7.9791	1.96850	558	311364	173741112	23.6220	8.2327	1.79211
509	259081	131872229	22.5610	7.9843	1.96464	559	312481	174676879	23.6432	8.2377	1.78891
510	260100	132651000	22.5832	7.9896	1.96078	560	313600	175616000	23.6643	8.2426	1.78571
511	261121	133432831	22.6053	7.9948	1.95695	561	314721	176558481	23.6854	8.2475	1.78253
512	262144	134217728	22.6274	8.0000	1.95312	562	315844	177504328	23.7065	8.2524	1.77936
513	263169	135005697	22.6495	8.0052	1.94932	563	316969	178453547	23.7276	8.2573	1.77620
514	264196	135796744	22.6716	8.0104	1.94553	564	318096	179406144	23.7487	8.2621	1.77305
515	265225	136590875	22.6936	8.0156	1.94175	565	319225	180362125	23.7697	8.2670	1.76991
516	266256	137388096	22.7156	8.0208	1.93798	566	320356	181321496	23.7908	8.2719	1.76678
517	267289	138188413	22.7376	8.0260	1.93424	567	321489	182284263	23.8118	8.2768	1.76367
518	268324	138991832	22.7596	8.0311	1.93050	568	322624	183250432	23.8328	8.2816	1.76056
519	269361	139798359	22.7816	8.0363	1.92678	569	323761	184220009	23.8537	8.2865	1.75747
520	270400	140608000	22.8035	8.0415	1.92308	570	324900	185193000	23.8747	8.2913	1.75439
521	271441	141420761	22.8254	8.0466	1.91939	571	326041	186169411	23.8956	8.2962	1.75131
522	272484	142236648	22.8473	8.0517	1.91571	572	327184	187149248	23.9165	8.3010	1.74825
523	273529	143055667	22.8692	8.0569	1.91205	573	328329	188132517	23.9374	8.3059	1.74520
524	274576	143877824	22.8910	8.0620	1.90840	574	329476	189119224	23.9583	8.3107	1.74216
525	275625	144703125	22.9129	8.0671	1.90476	575	330625	190109375	23.9792	8.3155	1.73913
526	276676	145531576	22.9347	8.0723	1.90114	576	331776	191102976	24.0000	8.3203	1.73611
527	277729	146363183	22.9565	8.0774	1.89753	577	332929	192100033	24.0208	8.3251	1.73310
528	278784	147197952	22.9783	8.0825	1.89394	578	334084	193100552	24.0416	8.3300	1.73010
529	279841	148035889	23.0000	8.0876	1.89036	579	335241	194104539	24.0624	8.3348	1.72712
530	280900	148877000	23.0217	8.0927	1.88679	580	336400	195112000	24.0832	8.3396	1.72414
531	281961	149721291	23.0434	8.0978	1.88324	581	337561	196122941	24.1039	8.3443	1.72117
532	283024	150568768	23.0651	8.1028	1.87970	582	338724	197137368	24.1247	8.3491	1.71821
533	284089	151419437	23.0868	8.1079	1.87617	583	339889	198155287	24.1454	8.3539	1.71527
534	285156	152273304	23.1084	8.1130	1.87266	584	341056	199176704	24.1661	8.3587	1.71233
535	286225	153130375	23.1301	8.1180	1.86916	585	342225	200201625	24.1868	8.3634	1.70940
536	287296	153990656	23.1517	8.1231	1.86567	586	343396	201230056	24.2074	8.3682	1.70649
537	288369	154854153	23.1733	8.1281	1.86220	587	344569	202262039	24.2281	8.3730	1.70358
538	289444	155720872	23.1948	8.1332	1.85874	588	345744	203297472	24.2487	8.3777	1.70068
539	290521	156590819	23.2164	8.1382	1.85529	589	346921	204336469	24.2693	8.3825	1.69779
540	291600	157464000	23.2379	8.1433	1.85185	590	348100	205379000	24.2899	8.3872	1.69492
541	292681	158340421	23.2594	8.1483	1.84843	591	349281	206425071	24.3105	8.3919	1.69205
542	293764	159220088	23.2809	8.1533	1.84502	592	350464	207474688	24.3311	8.3967	1.68919
543	294849	160103007	23.3024	8.1583	1.84162	593	351649	208527857	24.3516	8.4014	1.68634
544	295936	160989184	23.3238	8.1633	1.83824	594	352836	209584584	24.3721	8.4061	1.68350
545	297025	161878625	23.3452	8.1683	1.83486	595	354025	210644875	24.3926	8.4108	1.68067
546	298116	162771336	23.3666	8.1733	1.83150	596	355216	211708736	24.4131	8.4155	1.67785
547	299209	163666733	23.3880	8.1783	1.82815	597	356409	212776173	24.4336	8.4202	1.67504
548	300304	164566592	23.4094	8.1833	1.82482	598	357604	213847192	24.4540	8.4249	1.67224
549	301401	165469149	23.4307	8.1882	1.82149	599	358801	214921799	24.4745	8.4296	1.66945
550	302500	166375000	23.4521	8.1932	1.81818	600	360000	216000000	24.4949	8.4343	1.66667

Powers, Roots and Reciprocals—(Continued)

No.	Square	Cube	Square Root	Cube Root	Reciprocal X 1,000	No.	Square	Cube	Square Root	Cube Root	Reciprocal X 1,000
601	361201	217081801	24.5153	8.4390	1.66389	651	423801	275894451	25.5147	8.6668	1.53610
602	362404	218167208	24.5357	8.4437	1.66113	652	425104	277167808	25.5343	8.6713	1.53374
603	363609	219256227	24.5561	8.4484	1.65837	653	426409	278445077	25.5539	8.6757	1.53139
604	364816	220348864	24.5764	8.4530	1.65563	654	427716	279726264	25.5734	8.6801	1.52905
605	366025	221445125	24.5967	8.4577	1.65289	655	429025	281011375	25.5930	8.6845	1.52672
606	367236	222545016	24.6171	8.4623	1.65017	656	430336	282300416	25.6125	8.6890	1.52439
607	368449	223648549	24.6374	8.4670	1.64745	657	431649	283593393	25.6320	8.6934	1.52207
608	369664	224755712	24.6577	8.4716	1.64474	658	432964	284890312	25.6515	8.6978	1.51976
609	370881	225866529	24.6779	8.4763	1.64204	659	434281	286191179	25.6710	8.7022	1.51745
610	372100	226981000	24.6982	8.4809	1.63934	660	435600	287496000	25.6905	8.7066	1.51515
611	373321	228099131	24.7184	8.4856	1.63666	661	436921	288804781	25.7099	8.7110	1.51286
612	374544	229220928	24.7386	8.4902	1.63399	662	438244	290117528	25.7294	8.7154	1.51057
613	375769	230346397	24.7588	8.4948	1.63132	663	439569	291434247	25.7488	8.7198	1.50830
614	376996	231475544	24.7790	8.4994	1.62866	664	440896	292754944	25.7682	8.7241	1.50602
615	378225	232608375	24.7992	8.5040	1.62602	665	442225	294079625	25.7876	8.7285	1.50376
616	379456	233744896	24.8193	8.5086	1.62338	666	443556	295408296	25.8070	8.7329	1.50150
617	380689	234885113	24.8395	8.5132	1.62075	667	444889	296740963	25.8263	8.7373	1.49925
618	381924	236029032	24.8596	8.5178	1.61812	668	446224	298077632	25.8457	8.7416	1.49701
619	383161	237176659	24.8797	8.5224	1.61551	669	447561	299418309	25.8650	8.7460	1.49477
620	384400	238328000	24.8998	8.5270	1.61290	670	448900	3007673000	25.8844	8.7503	1.49254
621	385641	239483061	24.9199	8.5316	1.61031	671	450241	302117171	25.9037	8.7547	1.49031
622	386884	240641848	24.9399	8.5362	1.60772	672	451584	303464448	25.9230	8.7590	1.48810
623	388129	241804367	24.9600	8.5408	1.60514	673	452929	304821217	25.9422	8.7634	1.48588
624	389376	242970624	24.9800	8.5453	1.60256	674	454276	306182024	25.9615	8.7677	1.48368
625	390625	244140625	25.0000	8.5499	1.60000	675	455625	307546875	25.9808	8.7721	1.48148
626	391876	245314376	25.0200	8.5544	1.59744	676	456976	308915776	26.0000	8.7764	1.47929
627	393129	246491883	25.0400	8.5589	1.59490	677	458329	310288733	26.0192	8.7807	1.47711
628	394384	247673152	25.0599	8.5635	1.59236	678	459684	311665752	26.0384	8.7850	1.47493
629	395641	248858189	25.0799	8.5681	1.58983	679	461041	313046839	26.0576	8.7893	1.47275
630	396900	250047000	25.0998	8.5726	1.58730	680	462400	314432000	26.0768	8.7937	1.47059
631	398161	251239591	25.1197	8.5772	1.58479	681	463761	315821241	26.0960	8.7980	1.46843
632	399424	252435968	25.1396	8.5817	1.58228	682	465124	317214568	26.1151	8.8023	1.46628
633	400689	253636137	25.1595	8.5862	1.57978	683	466489	318611987	26.1343	8.8066	1.46413
634	401956	254840104	25.1794	8.5907	1.57729	684	467856	320013504	26.1534	8.8109	1.46199
635	403225	256047875	25.1992	8.5952	1.57480	685	469225	321419125	26.1725	8.8152	1.45985
636	404496	257259456	25.2190	8.5997	1.57233	686	470596	322828856	26.1916	8.8194	1.45773
637	405769	258474853	25.2389	8.6043	1.56986	687	471969	324242703	26.2107	8.8237	1.45560
638	407044	259694072	25.2587	8.6088	1.56740	688	473344	325660672	26.2298	8.8280	1.45349
639	408321	260917119	25.2784	8.6132	1.56495	689	474721	327082769	26.2488	8.8323	1.45138
640	409600	262144000	25.2982	8.6177	1.56250	690	476100	328509000	26.2679	8.8366	1.44928
641	410881	263374721	25.3180	8.6222	1.56006	691	477481	329939371	26.2869	8.8408	1.44718
642	412164	264609288	25.3377	8.6267	1.55763	692	478864	331373888	26.3059	8.8451	1.44509
643	413449	265847707	25.3574	8.6312	1.55521	693	480249	332812557	26.3249	8.8493	1.44300
644	414736	267089984	25.3772	8.6357	1.55280	694	481636	334255384	26.3439	8.8536	1.44092
645	416025	268336125	25.3969	8.6401	1.55039	695	483025	335702375	26.3629	8.8578	1.43885
646	417316	269586136	25.4165	8.6446	1.54799	696	484416	337153536	26.3818	8.8621	1.43678
647	418609	270840023	25.4362	8.6490	1.54560	697	485809	338608873	26.4008	8.8663	1.43472
648	419904	272097792	25.4558	8.6535	1.54321	698	487204	340068392	26.4197	8.8706	1.43267
649	421201	273359449	25.4755	8.6579	1.54083	699	488601	341532099	26.4386	8.8748	1.43062
650	422500	274625000	25.4951	8.6624	1.53846	700	490000	343000000	26.4575	8.8790	1.42857

Powers, Roots and Reciprocals—(Continued)

No.	Square	Cube	Square Root	Cube Root	Reciprocal X 1,000	No.	Square	Cube	Square Root	Cube Root	Reciprocal X 1,000
701	491401	344472101	26.4764	8.8833	1.42653	751	564001	423564751	27.4044	9.0896	1.33156
702	492804	345948408	26.4953	8.8875	1.42450	752	565504	425259008	27.4226	9.0937	1.32979
703	494209	347428927	26.5141	8.8917	1.42248	753	567009	426957777	27.4408	9.0977	1.32802
704	495616	348913664	26.5330	8.8959	1.42046	754	568516	428661064	27.4591	9.1017	1.32626
705	497025	350402625	26.5518	8.9001	1.41844	755	570025	430368875	27.4773	9.1057	1.32450
706	498436	351895816	26.5707	8.9043	1.41643	756	571536	432081216	27.4955	9.1098	1.32275
707	499849	353393243	26.5895	8.9085	1.41443	757	573049	433798093	27.5136	9.1138	1.32100
708	501264	354894912	26.6083	8.9127	1.41243	758	574564	435519512	27.5318	9.1178	1.31926
709	502681	356400829	26.6271	8.9169	1.41044	759	576081	437245479	27.5500	9.1218	1.31752
<b>710</b>	<b>504100</b>	<b>357911000</b>	<b>26.6458</b>	<b>8.9211</b>	<b>1.40845</b>	<b>760</b>	<b>577600</b>	<b>438976000</b>	<b>27.5681</b>	<b>9.1258</b>	<b>1.31579</b>
711	505521	359425431	26.6646	8.9253	1.40647	761	579121	440711081	27.5862	9.1298	1.31406
712	506944	360944128	26.6833	8.9295	1.40449	762	580644	442450728	27.6043	9.1338	1.31234
713	508369	362467097	26.7021	8.9337	1.40253	763	582169	444194947	27.6225	9.1378	1.31062
714	509796	363994344	26.7208	8.9378	1.40056	764	583696	445943744	27.6405	9.1418	1.30890
715	511225	365525875	26.7395	8.9420	1.39860	765	585225	447697125	27.6586	9.1458	1.30719
716	512656	367061696	26.7582	8.9462	1.39665	766	586756	449455096	27.6767	9.1498	1.30548
717	514089	368601813	26.7769	8.9503	1.39470	767	588289	451217663	27.6948	9.1537	1.30378
718	515524	370146232	26.7955	8.9545	1.39276	768	589824	452984832	27.7128	9.1577	1.30208
719	516961	371694959	26.8142	8.9587	1.39082	769	591361	454756609	27.7308	9.1617	1.30039
<b>720</b>	<b>518400</b>	<b>373248000</b>	<b>26.8328</b>	<b>8.9628</b>	<b>1.38889</b>	<b>770</b>	<b>592900</b>	<b>456533000</b>	<b>27.7489</b>	<b>9.1657</b>	<b>1.29870</b>
721	519841	374805361	26.8514	8.9670	1.38696	771	594441	458314011	27.7669	9.1696	1.29702
722	521284	376367048	26.8701	8.9711	1.38504	772	595984	460099648	27.7849	9.1736	1.29534
723	522729	377933067	26.8887	8.9752	1.38313	773	597529	461889917	27.8029	9.1775	1.29366
724	524176	379503424	26.9072	8.9794	1.38122	774	599076	463684824	27.8209	9.1815	1.29199
725	525625	381078125	26.9258	8.9835	1.37931	775	600625	465484375	27.8388	9.1855	1.29032
726	527076	382657176	26.9444	8.9876	1.37741	776	602176	467288576	27.8568	9.1894	1.28866
727	528529	384240583	26.9629	8.9918	1.37552	777	603729	469097433	27.8747	9.1933	1.28700
728	529984	385828352	26.9815	8.9959	1.37363	778	605284	470910952	27.8927	9.1973	1.28535
729	531441	387420489	27.0000	9.0000	1.37174	779	606841	472729139	27.9106	9.2012	1.28370
<b>730</b>	<b>532900</b>	<b>389017000</b>	<b>27.0185</b>	<b>9.0041</b>	<b>1.36986</b>	<b>780</b>	<b>608400</b>	<b>474552000</b>	<b>27.9285</b>	<b>9.2052</b>	<b>1.28205</b>
731	534361	390617891	27.0370	9.0082	1.36799	781	609961	476379541	27.9464	9.2091	1.28041
732	535824	392231688	27.0555	9.0123	1.36612	782	611524	478211768	27.9643	9.2130	1.27877
733	537289	393832837	27.0740	9.0164	1.36426	783	613089	480048687	27.9821	9.2170	1.27714
734	538756	395446904	27.0924	9.0205	1.36240	784	614656	481890304	28.0000	9.2209	1.27551
735	540225	397065375	27.1109	9.0246	1.36054	785	616225	483736625	28.0179	9.2248	1.27389
736	541696	398688256	27.1293	9.0287	1.35870	786	617796	485587656	28.0357	9.2287	1.27226
737	543169	400315553	27.1477	9.0328	1.35685	787	619369	487443403	28.0535	9.2326	1.27065
738	544644	401947272	27.1662	9.0369	1.35501	788	620944	489303872	28.0713	9.2365	1.26904
739	546121	403583419	27.1846	9.0410	1.35318	789	622521	491169069	28.0891	9.2404	1.26743
<b>740</b>	<b>547600</b>	<b>405224000</b>	<b>27.2029</b>	<b>9.0450</b>	<b>1.35135</b>	<b>790</b>	<b>624100</b>	<b>493039000</b>	<b>28.1069</b>	<b>9.2443</b>	<b>1.26582</b>
741	549081	406869021	27.2213	9.0491	1.34953	791	625681	494913671	28.1247	9.2482	1.26421
742	550564	408518488	27.2397	9.0532	1.34771	792	627264	496793088	28.1425	9.2521	1.26263
743	552049	410172407	27.2580	9.0572	1.34590	793	628849	498677257	28.1603	9.2560	1.26103
744	553536	411830784	27.2764	9.0613	1.34409	794	630436	500566184	28.1780	9.2599	1.25945
745	555025	413493625	27.2947	9.0654	1.34228	795	632025	502459875	28.1957	9.2638	1.25786
746	556516	415160936	27.3130	9.0694	1.34048	796	633616	504358336	28.2135	9.2677	1.25628
747	558009	416832723	27.3313	9.0735	1.33869	797	635209	506261573	28.2312	9.2716	1.25471
748	559504	418508992	27.3496	9.0775	1.33690	798	636804	508169592	28.2489	9.2754	1.25313
749	561001	420189749	27.3679	9.0816	1.33511	799	638401	510082399	28.2666	9.2793	1.25156
<b>750</b>	<b>562500</b>	<b>421875000</b>	<b>27.3861</b>	<b>9.0856</b>	<b>1.33333</b>	<b>800</b>	<b>640000</b>	<b>512000000</b>	<b>28.2843</b>	<b>9.2832</b>	<b>1.25000</b>

Powers, Roots and Reciprocals—(Continued)

No.	Square	Cube	Square Root	Cube Root	Reciprocal X 1,000	No.	Square	Cube	Square Root	Cube Root	Reciprocal X 1,000
801	641601	513922401	28.3019	9.2870	1.24844	851	724201	616295051	29.1719	9.4764	1.17509
802	643204	515849608	28.3196	9.2909	1.24688	852	725904	618470208	29.1890	9.4801	1.17371
803	644809	517781627	28.3373	9.2948	1.24533	853	727609	620650477	29.2062	9.4838	1.17233
804	646416	519718464	28.3549	9.2986	1.24378	854	729316	622835864	29.2233	9.4875	1.17096
805	648025	521660125	28.3725	9.3025	1.24224	855	731025	625026375	29.2404	9.4912	1.16959
806	649636	523606616	28.3901	9.3063	1.24069	856	732736	627222016	29.2575	9.4949	1.16822
807	651249	525557943	28.4077	9.3102	1.23916	857	734449	629422793	29.2746	9.4986	1.16686
808	652864	527514112	28.4253	9.3140	1.23762	858	736164	631628712	29.2916	9.5023	1.16550
809	654481	529475129	28.4429	9.3179	1.23609	859	737881	633839779	29.3087	9.5060	1.16414
810	656100	531441000	28.4605	9.3217	1.23457	860	739600	636056000	29.3258	9.5097	1.16279
811	657721	533411731	28.4781	9.3255	1.23305	861	741321	638277381	29.3428	9.5134	1.16144
812	659344	535387328	28.4956	9.3294	1.23153	862	743044	640503928	29.3598	9.5171	1.16009
813	660969	537367797	28.5132	9.3332	1.23001	863	744769	642735647	29.3769	9.5207	1.15875
814	662596	539353144	28.5307	9.3370	1.22850	864	746496	644972544	29.3939	9.5244	1.15741
815	664225	541334375	28.5482	9.3408	1.22699	865	748225	647214625	29.4109	9.5281	1.15607
816	665856	543338496	28.5657	9.3447	1.22549	866	749956	649461896	29.4279	9.5317	1.15473
817	667489	545338513	28.5832	9.3485	1.22399	867	751689	651714363	29.4449	9.5354	1.15340
818	669124	547343432	28.6007	9.3523	1.22249	868	753424	653972032	29.4618	9.5391	1.15207
819	670761	549353259	28.6182	9.3561	1.22100	869	755161	656234909	29.4788	9.5427	1.15075
820	672400	551368000	28.6356	9.3599	1.21951	870	756900	658503000	29.4958	9.5464	1.14943
821	674041	553387661	28.6531	9.3637	1.21803	871	758641	660776311	29.5127	9.5501	1.14811
822	675684	555412248	28.6705	9.3675	1.21655	872	760384	663054848	29.5296	9.5537	1.14679
823	677329	557441767	28.6880	9.3713	1.21507	873	762129	665338617	29.5466	9.5574	1.14548
824	678976	559476224	28.7054	9.3751	1.21359	874	763876	667627624	29.5635	9.5610	1.14416
825	680625	561515625	28.7228	9.3789	1.21212	875	765625	669921875	29.5804	9.5647	1.14286
826	682276	563559976	28.7402	9.3827	1.21065	876	767376	672221376	29.5973	9.5683	1.14155
827	683929	565609283	28.7576	9.3865	1.20919	877	769129	674526133	29.6142	9.5719	1.14025
828	685584	567663552	28.7750	9.3902	1.20773	878	770884	676836152	29.6311	9.5756	1.13895
829	687241	569722789	28.7924	9.3940	1.20627	879	772641	679151439	29.6479	9.5792	1.13766
830	688900	571787000	28.8097	9.3978	1.20482	880	774400	681472000	29.6648	9.5828	1.13636
831	690561	573856191	28.8271	9.4016	1.20337	881	776161	683797841	29.6816	9.5865	1.13507
832	692224	575930368	28.8444	9.4053	1.20192	882	777924	686128968	29.6985	9.5901	1.13379
833	693889	578009537	28.8617	9.4091	1.20048	883	779689	688465387	29.7153	9.5937	1.13250
834	695556	580093704	28.8791	9.4129	1.19904	884	781456	690807104	29.7321	9.5973	1.13122
835	697225	582182875	28.8964	9.4166	1.19760	885	783225	693154125	29.7489	9.6010	1.12994
836	698896	584277056	28.9137	9.4204	1.19617	886	784996	695506456	29.7658	9.6046	1.12867
837	700569	586376253	28.9310	9.4241	1.19474	887	786769	697864103	29.7825	9.6082	1.12740
838	702244	588480472	28.9482	9.4279	1.19332	888	788544	700227072	29.7993	9.6118	1.12613
839	703921	590589719	28.9655	9.4316	1.19189	889	790321	702595369	29.8161	9.6154	1.12486
840	705600	592704000	28.9828	9.4354	1.19048	890	792100	704969000	29.8329	9.6190	1.12360
841	707281	594823321	29.0000	9.4391	1.18906	891	793881	707347971	29.8496	9.6226	1.12233
842	708964	596947688	29.0172	9.4429	1.18765	892	795664	709732288	29.8664	9.6262	1.12108
843	710649	599077107	29.0345	9.4466	1.18624	893	797449	712121957	29.8831	9.6298	1.11982
844	712336	601211584	29.0517	9.4503	1.18483	894	799236	714516984	29.8998	9.6334	1.11857
845	714025	603351125	29.0689	9.4541	1.18343	895	801025	716917375	29.9166	9.6370	1.11732
846	715716	605495736	29.0861	9.4578	1.18203	896	802816	719323136	29.9333	9.6406	1.11607
847	717409	607645423	29.1033	9.4615	1.18064	897	804609	721734273	29.9500	9.6442	1.11483
848	719104	609800192	29.1204	9.4652	1.17925	898	806404	724150792	29.9666	9.6477	1.11359
849	720801	611960049	29.1376	9.4690	1.17786	899	808201	726572699	29.9833	9.6513	1.11235
850	722500	614125000	29.1548	9.4727	1.17647	900	810000	729000000	30.0000	9.6549	1.11111

Powers, Roots and Reciprocals—(Continued)

No.	Square	Cube	Square Root	Cube Root	Reciprocal X 1,000	No.	Square	Cube	Square Root	Cube Root	Reciprocal X 1,000
901	811801	731432701	30.0167	9.6585	1.10988	951	904401	860085351	30.8383	9.8339	1.05152
902	813604	733870808	30.0333	9.6620	1.10865	952	906304	862801408	30.8545	9.8374	1.05042
903	815409	736314327	30.0500	9.6656	1.10742	953	908209	865523177	30.8707	9.8408	1.04932
904	817216	738763264	30.0666	9.6692	1.10619	954	910116	868250664	30.8869	9.8443	1.04822
905	819025	741217625	30.0832	9.6727	1.10497	955	912025	870983875	30.9031	9.8477	1.04712
906	820836	743677416	30.0998	9.6763	1.10375	956	913936	873722816	30.9192	9.8511	1.04603
907	822649	746142643	30.1164	9.6799	1.10254	957	915849	876467493	30.9354	9.8546	1.04493
908	824464	748613312	30.1330	9.6834	1.10132	958	917764	879217912	30.9516	9.8580	1.04384
909	826281	751089429	30.1496	9.6870	1.10011	959	919681	881974079	30.9677	9.8614	1.04275
910	828100	753571000	30.1662	9.6905	1.09890	960	921600	884736000	30.9839	9.8648	1.04167
911	829921	756058031	30.1828	9.6941	1.09769	961	923521	887503681	31.0000	9.8683	1.04058
912	831744	758550528	30.1993	9.6976	1.09649	962	925444	890277128	31.0161	9.8717	1.03950
913	833569	761048497	30.2159	9.7012	1.09529	963	927369	893056347	31.0322	9.8751	1.03842
914	835396	763551944	30.2324	9.7047	1.09409	964	929296	895841344	31.0483	9.8785	1.03734
915	837225	766060875	30.2490	9.7082	1.09290	965	931225	898632125	31.0644	9.8819	1.03627
916	839056	768575296	30.2655	9.7118	1.09170	966	933156	901428696	31.0805	9.8854	1.03520
917	840889	771095213	30.2820	9.7153	1.09051	967	935089	904231063	31.0966	9.8888	1.03413
918	842724	773620632	30.2985	9.7188	1.08932	968	937024	907039232	31.1127	9.8922	1.03306
919	844561	776151559	30.3150	9.7224	1.08814	969	938961	909853209	31.1288	9.8956	1.03199
920	846400	778688000	30.3315	9.7259	1.08696	970	940900	912673000	31.1448	9.8990	1.03093
921	848241	781229961	30.3480	9.7294	1.08578	971	942841	915498611	31.1609	9.9024	1.02987
922	850084	783777488	30.3645	9.7329	1.08460	972	944784	918330048	31.1769	9.9058	1.02881
923	851929	786330467	30.3809	9.7364	1.08342	973	946729	921167317	31.1929	9.9092	1.02775
924	853776	788889024	30.3974	9.7400	1.08225	974	948676	924010424	31.2090	9.9126	1.02669
925	855625	791453125	30.4138	9.7435	1.08108	975	950625	926859375	31.2250	9.9160	1.02564
926	857476	794022776	30.4302	9.7470	1.07991	976	952576	929714176	31.2410	9.9194	1.02459
927	859329	796597983	30.4467	9.7505	1.07875	977	954529	932574833	31.2570	9.9227	1.02354
928	861184	799178752	30.4631	9.7540	1.07759	978	956484	935441352	31.2730	9.9261	1.02249
929	863041	801765089	30.4795	9.7575	1.07643	979	958441	938313739	31.2890	9.9295	1.02145
930	864900	804357000	30.4959	9.7610	1.07527	980	960400	941192000	31.3050	9.9329	1.02041
931	866761	806954491	30.5123	9.7645	1.07411	981	962361	944076141	31.3209	9.9363	1.01937
932	868624	809557568	30.5287	9.7680	1.07296	982	964324	946966168	31.3369	9.9396	1.01833
933	870489	812166237	30.5450	9.7715	1.07181	983	966289	949862087	31.3528	9.9430	1.01729
934	872356	814780504	30.5614	9.7750	1.07066	984	968256	952763904	31.3688	9.9464	1.01626
935	874225	817400375	30.5778	9.7785	1.06952	985	970225	955671625	31.3847	9.9497	1.01523
936	876096	820025856	30.5941	9.7819	1.06838	986	972196	958585256	31.4006	9.9531	1.01420
937	877969	822656953	30.6105	9.7854	1.06724	987	974169	961504803	31.4166	9.9565	1.01317
938	879844	825293672	30.6268	9.7889	1.06610	988	976144	964430272	31.4325	9.9598	1.01215
939	881721	827936019	30.6431	9.7924	1.06496	989	978121	967361669	31.4484	9.9632	1.01112
940	883600	830584000	30.6594	9.7959	1.06383	990	980100	970299000	31.4643	9.9666	1.01010
941	885481	833237621	30.6757	9.7993	1.06270	991	982081	973242271	31.4802	9.9699	1.00908
942	887364	835896888	30.6920	9.8028	1.06157	992	984064	976191488	31.4960	9.9733	1.00806
943	889249	838561807	30.7083	9.8063	1.06045	993	986049	979146657	31.5119	9.9766	1.00705
944	891136	841232384	30.7246	9.8097	1.05932	994	988036	982107784	31.5278	9.9800	1.00604
945	893025	843908625	30.7409	9.8132	1.05820	995	990025	985074875	31.5436	9.9833	1.00503
946	894916	846590536	30.7571	9.8167	1.05708	996	992016	988047936	31.5595	9.9866	1.00402
947	896809	849278123	30.7734	9.8201	1.05597	997	994009	991026973	31.5753	9.9900	1.00301
948	898704	851971392	30.7896	9.8236	1.05485	998	996004	994011992	31.5911	9.9933	1.00200
949	900601	854670349	30.8058	9.8270	1.05374	999	998001	997002999	31.6070	9.9967	1.00100
950	902500	857375000	30.8221	9.8305	1.05263	1000	1000000	1000000000	31.6228	10.0000	1.00000

Common Logarithms

N	0	1	2	3	4	5	6	7	8	9	N
10	0000	0043	0086	0128	0170	0212	0253	0294	0334	0374	10
11	0414	0453	0492	0531	0569	0607	0645	0682	0719	0755	11
12	0792	0828	0864	0899	0934	0969	1004	1038	1072	1106	12
13	1139	1173	1206	1239	1271	1303	1335	1367	1399	1430	13
14	1461	1492	1523	1553	1584	1614	1644	1673	1703	1732	14
15	1761	1790	1818	1847	1875	1903	1931	1959	1987	2014	15
16	2041	2068	2095	2122	2148	2175	2201	2227	2253	2279	16
17	2304	2330	2355	2380	2405	2430	2455	2480	2504	2529	17
18	2553	2577	2601	2625	2648	2672	2695	2718	2742	2765	18
19	2788	2810	2833	2856	2878	2900	2923	2945	2967	2989	19
20	3010	3032	3054	3075	3096	3118	3139	3160	3181	3201	20
21	3222	3243	3263	3284	3304	3324	3345	3365	3385	3404	21
22	3424	3444	3464	3483	3502	3522	3541	3560	3579	3598	22
23	3617	3636	3655	3674	3692	3711	3729	3747	3766	3784	23
24	3802	3820	3838	3856	3874	3892	3909	3927	3945	3962	24
25	3979	3997	4014	4031	4048	4065	4082	4099	4116	4133	25
26	4150	4166	4183	4200	4216	4232	4249	4265	4281	4298	26
27	4314	4330	4346	4362	4378	4393	4409	4425	4440	4456	27
28	4472	4487	4502	4518	4533	4548	4564	4579	4594	4609	28
29	4624	4639	4654	4669	4683	4698	4713	4728	4742	4757	29
30	4771	4786	4800	4814	4829	4843	4857	4871	4886	4900	30
31	4914	4928	4942	4955	4969	4983	4997	5011	5024	5038	31
32	5051	5065	5079	5092	5105	5119	5132	5145	5159	5172	32
33	5185	5198	5211	5224	5237	5250	5263	5276	5289	5302	33
34	5315	5328	5340	5353	5366	5378	5391	5403	5416	5428	34
35	5441	5453	5465	5478	5490	5502	5514	5527	5539	5551	35
36	5563	5575	5587	5599	5611	5623	5635	5647	5658	5670	36
37	5682	5694	5705	5717	5729	5740	5752	5763	5775	5786	37
38	5798	5809	5821	5832	5843	5855	5866	5877	5888	5899	38
39	5911	5922	5933	5944	5955	5966	5977	5988	5999	6010	39
40	6021	6031	6042	6053	6064	6075	6085	6096	6107	6117	40
41	6128	6138	6149	6160	6170	6180	6191	6201	6212	6222	41
42	6232	6243	6253	6263	6274	6284	6294	6304	6314	6325	42
43	6335	6345	6355	6365	6375	6385	6395	6405	6415	6425	43
44	6435	6444	6454	6464	6474	6484	6493	6503	6513	6522	44
45	6532	6542	6551	6561	6571	6580	6590	6599	6609	6618	45
46	6628	6637	6646	6656	6665	6675	6684	6693	6702	6712	46
47	6721	6730	6739	6749	6758	6767	6776	6785	6794	6803	47
48	6812	6821	6830	6839	6848	6857	6866	6875	6884	6893	48
49	6902	6911	6920	6928	6937	6946	6955	6964	6972	6981	49
50	6990	6998	7007	7016	7024	7033	7042	7050	7059	7067	50
51	7076	7084	7093	7101	7110	7118	7126	7135	7143	7152	51
52	7160	7168	7177	7185	7193	7202	7210	7218	7226	7235	52
53	7243	7251	7259	7267	7275	7284	7292	7300	7308	7316	53
54	7324	7332	7340	7348	7356	7364	7372	7380	7388	7396	54
N	0	1	2	3	4	5	6	7	8	9	N

Common Logarithms (Continued)

N	0	1	2	3	4	5	6	7	8	9	N
55	7404	7412	7419	7427	7435	7443	7451	7459	7466	7474	55
56	7482	7490	7497	7505	7513	7520	7528	7536	7543	7551	56
57	7559	7566	7574	7582	7589	7597	7604	7612	7619	7627	57
58	7634	7642	7649	7657	7664	7672	7679	7686	7694	7701	58
59	7709	7716	7723	7731	7738	7745	7752	7760	7767	7774	59
60	7782	7789	7796	7803	7810	7818	7825	7832	7839	7846	60
61	7853	7860	7868	7875	7882	7889	7896	7903	7910	7917	61
62	7924	7931	7938	7945	7952	7959	7966	7973	7980	7987	62
63	7993	8000	8007	8014	8021	8028	8035	8041	8048	8055	63
64	8062	8069	8075	8082	8089	8096	8102	8109	8116	8122	64
65	8129	8136	8142	8149	8156	8162	8169	8176	8182	8189	65
66	8195	8202	8209	8215	8222	8228	8235	8241	8248	8254	66
67	8261	8267	8274	8280	8287	8293	8299	8306	8312	8319	67
68	8325	8331	8338	8344	8351	8357	8363	8370	8376	8382	68
69	8388	8395	8401	8407	8414	8420	8426	8432	8439	8445	69
70	8451	8457	8463	8470	8476	8482	8488	8494	8500	8506	70
71	8513	8519	8525	8531	8537	8543	8549	8555	8561	8567	71
72	8572	8579	8585	8591	8597	8603	8609	8615	8621	8627	72
73	8633	8639	8645	8651	8657	8663	8669	8675	8681	8686	73
74	8692	8698	8704	8710	8716	8722	8727	8733	8739	8745	74
75	8751	8756	8762	8768	8774	8779	8785	8791	8797	8802	75
76	8808	8814	8820	8825	8831	8837	8842	8848	8854	8859	76
77	8865	8871	8876	8882	8887	8893	8899	8904	8910	8915	77
78	8921	8927	8932	8938	8943	8949	8954	8960	8965	8971	78
79	8976	8982	8987	8993	8998	9004	9009	9015	9020	9025	79
80	9031	9036	9042	9047	9053	9058	9063	9069	9074	9079	80
81	9085	9090	9096	9101	9106	9112	9117	9122	9128	9133	81
82	9138	9143	9149	9154	9159	9165	9170	9175	9180	9186	82
83	9191	9196	9201	9206	9212	9217	9222	9227	9232	9238	83
84	9243	9248	9253	9258	9263	9269	9274	9279	9284	9289	84
85	9294	9299	9304	9309	9315	9320	9325	9330	9335	9340	85
86	9345	9350	9355	9360	9365	9370	9375	9380	9385	9390	86
87	9395	9400	9405	9410	9415	9420	9425	9430	9435	9440	87
88	9445	9450	9455	9460	9465	9469	9474	9479	9484	9489	88
89	9494	9499	9504	9509	9513	9518	9523	9528	9533	9538	89
90	9542	9547	9552	9557	9562	9566	9571	9576	9581	9586	90
91	9590	9595	9600	9605	9609	9614	9619	9624	9628	9633	91
92	9638	9643	9647	9652	9657	9661	9666	9671	9675	9680	92
93	9685	9689	9694	9699	9703	9708	9713	9717	9722	9727	93
94	9731	9736	9741	9745	9750	9754	9759	9763	9768	9773	94
95	9777	9782	9786	9791	9795	9800	9805	9809	9814	9818	95
96	9823	9827	9832	9836	9841	9845	9850	9854	9859	9863	96
97	9868	9872	9877	9881	9886	9890	9894	9899	9903	9908	97
98	9912	9917	9921	9926	9930	9934	9939	9943	9948	9952	98
99	9956	9961	9965	9969	9974	9978	9983	9987	9991	9996	99
N	0	1	2	3	4	5	6	7	8	9	N

Natural Sines, Cosines, and Tangents  
0°-14.9°

Degs.	Function	0.0°	0.1°	0.2°	0.3°	0.4°	0.5°	0.6°	0.7°	0.8°	0.9°
0	sin	0.0000	0.0017	0.0035	0.0052	0.0070	0.0087	0.0105	0.0122	0.0140	0.0157
	cos	1.0000	1.0000	1.0000	1.0000	1.0000	1.0000	0.9999	0.9999	0.9999	0.9999
	tan	0.0000	0.0017	0.0035	0.0052	0.0070	0.0087	0.0105	0.0122	0.0140	0.0157
1	sin	0.0175	0.0192	0.0209	0.0227	0.0244	0.0262	0.0279	0.0297	0.0314	0.0332
	cos	0.9998	0.9998	0.9998	0.9997	0.9997	0.9996	0.9996	0.9996	0.9995	0.9995
	tan	0.0175	0.0192	0.0209	0.0227	0.0244	0.0262	0.0279	0.0297	0.0314	0.0332
2	sin	0.0349	0.0366	0.0384	0.0401	0.0419	0.0436	0.0454	0.0471	0.0488	0.0506
	cos	0.9994	0.9993	0.9993	0.9992	0.9991	0.9990	0.9990	0.9989	0.9988	0.9987
	tan	0.0349	0.0367	0.0384	0.0402	0.0419	0.0437	0.0454	0.0472	0.0489	0.0507
3	sin	0.0523	0.0541	0.0558	0.0576	0.0593	0.0610	0.0628	0.0645	0.0663	0.0680
	cos	0.9986	0.9985	0.9984	0.9983	0.9982	0.9981	0.9980	0.9979	0.9978	0.9977
	tan	0.0524	0.0542	0.0559	0.0577	0.0594	0.0612	0.0629	0.0647	0.0664	0.0682
4	sin	0.0698	0.0715	0.0732	0.0750	0.0767	0.0785	0.0802	0.0819	0.0837	0.0854
	cos	0.9976	0.9974	0.9973	0.9972	0.9971	0.9969	0.9968	0.9966	0.9965	0.9963
	tan	0.0699	0.0717	0.0734	0.0752	0.0769	0.0787	0.0805	0.0822	0.0840	0.0857
5	sin	0.0872	0.0889	0.0906	0.0924	0.0941	0.0958	0.0976	0.0993	0.1011	0.1028
	cos	0.9962	0.9960	0.9959	0.9957	0.9956	0.9954	0.9952	0.9951	0.9949	0.9947
	tan	0.0875	0.0892	0.0910	0.0928	0.0945	0.0963	0.0981	0.0998	0.1016	0.1033
6	sin	0.1045	0.1063	0.1080	0.1097	0.1115	0.1132	0.1149	0.1167	0.1184	0.1201
	cos	0.9945	0.9943	0.9942	0.9940	0.9938	0.9936	0.9934	0.9932	0.9930	0.9928
	tan	0.1051	0.1069	0.1086	0.1104	0.1122	0.1139	0.1157	0.1175	0.1192	0.1210
7	sin	0.1219	0.1236	0.1253	0.1271	0.1288	0.1305	0.1323	0.1340	0.1357	0.1374
	cos	0.9925	0.9923	0.9921	0.9919	0.9917	0.9914	0.9912	0.9910	0.9907	0.9905
	tan	0.1228	0.1246	0.1263	0.1281	0.1299	0.1317	0.1334	0.1352	0.1370	0.1388
8	sin	0.1392	0.1409	0.1426	0.1444	0.1461	0.1478	0.1495	0.1513	0.1530	0.1547
	cos	0.9903	0.9900	0.9898	0.9895	0.9893	0.9890	0.9888	0.9885	0.9882	0.9880
	tan	0.1405	0.1423	0.1441	0.1459	0.1477	0.1495	0.1512	0.1530	0.1548	0.1566
9	sin	0.1564	0.1582	0.1599	0.1616	0.1633	0.1650	0.1668	0.1685	0.1702	0.1719
	cos	0.9877	0.9874	0.9871	0.9869	0.9866	0.9863	0.9860	0.9857	0.9854	0.9851
	tan	0.1584	0.1602	0.1620	0.1638	0.1655	0.1673	0.1691	0.1709	0.1727	0.1745
10	sin	0.1736	0.1754	0.1771	0.1788	0.1805	0.1822	0.1840	0.1857	0.1874	0.1891
	cos	0.9848	0.9845	0.9842	0.9839	0.9836	0.9833	0.9829	0.9826	0.9823	0.9820
	tan	0.1763	0.1781	0.1799	0.1817	0.1835	0.1853	0.1871	0.1890	0.1908	0.1926
11	sin	0.1908	0.1925	0.1942	0.1959	0.1977	0.1994	0.2011	0.2028	0.2045	0.2062
	cos	0.9816	0.9813	0.9810	0.9806	0.9803	0.9799	0.9796	0.9792	0.9789	0.9785
	tan	0.1944	0.1962	0.1980	0.1998	0.2016	0.2035	0.2053	0.2071	0.2089	0.2107
12	sin	0.2079	0.2096	0.2113	0.2130	0.2147	0.2164	0.2181	0.2198	0.2215	0.2232
	cos	0.9781	0.9778	0.9774	0.9770	0.9767	0.9763	0.9759	0.9755	0.9751	0.9748
	tan	0.2126	0.2144	0.2162	0.2180	0.2199	0.2217	0.2235	0.2254	0.2272	0.2290
13	sin	0.2250	0.2267	0.2284	0.2300	0.2318	0.2334	0.2351	0.2368	0.2385	0.2402
	cos	0.9744	0.9740	0.9736	0.9732	0.9728	0.9724	0.9720	0.9715	0.9711	0.9707
	tan	0.2309	0.2327	0.2345	0.2364	0.2382	0.2401	0.2419	0.2438	0.2456	0.2475
14	sin	0.2419	0.2436	0.2453	0.2470	0.2487	0.2504	0.2521	0.2538	0.2554	0.2571
	cos	0.9703	0.9699	0.9694	0.9690	0.9686	0.9681	0.9677	0.9673	0.9668	0.9664
	tan	0.2493	0.2512	0.2530	0.2549	0.2568	0.2586	0.2605	0.2623	0.2642	0.2661
Degs.	Function	0'	6'	12'	18'	24'	30'	36'	42'	48'	54'



Natural Sines, Cosines, and Tangents—(Continued)  
 15°-29.9°

Degs.	Function	0.0°	0.1°	0.2°	0.3°	0.4°	0.5°	0.6°	0.7°	0.8°	0.9°
15	sin	0.2588	0.2605	0.2622	0.2639	0.2656	0.2672	0.2689	0.2706	0.2723	0.2740
	cos	0.9659	0.9655	0.9650	0.9646	0.9641	0.9636	0.9632	0.9627	0.9622	0.9617
	tan	0.2679	0.2698	0.2717	0.2736	0.2754	0.2773	0.2792	0.2811	0.2830	0.2849
16	sin	0.2756	0.2773	0.2790	0.2807	0.2823	0.2840	0.2857	0.2874	0.2890	0.2907
	cos	0.9613	0.9608	0.9603	0.9598	0.9593	0.9588	0.9583	0.9578	0.9573	0.9568
	tan	0.2867	0.2886	0.2905	0.2924	0.2943	0.2962	0.2981	0.3000	0.3019	0.3038
17	sin	0.2924	0.2940	0.2957	0.2974	0.2990	0.3007	0.3024	0.3040	0.3057	0.3074
	cos	0.9563	0.9558	0.9553	0.9548	0.9542	0.9537	0.9532	0.9527	0.9521	0.9516
	tan	0.3057	0.3076	0.3096	0.3115	0.3134	0.3153	0.3172	0.3191	0.3211	0.3230
18	sin	0.3090	0.3107	0.3123	0.3140	0.3156	0.3173	0.3190	0.3206	0.3223	0.3239
	cos	0.9511	0.9505	0.9500	0.9494	0.9489	0.9483	0.9478	0.9472	0.9466	0.9461
	tan	0.3249	0.3269	0.3288	0.3307	0.3327	0.3346	0.3365	0.3385	0.3404	0.3424
19	sin	0.3256	0.3272	0.3289	0.3305	0.3322	0.3338	0.3355	0.3371	0.3387	0.3404
	cos	0.9455	0.9449	0.9444	0.9438	0.9432	0.9426	0.9421	0.9415	0.9409	0.9403
	tan	0.3443	0.3463	0.3482	0.3502	0.3522	0.3541	0.3561	0.3581	0.3600	0.3620
20	sin	0.3420	0.3437	0.3453	0.3469	0.3486	0.3502	0.3518	0.3535	0.3551	0.3567
	cos	0.9397	0.9391	0.9385	0.9379	0.9373	0.9367	0.9361	0.9354	0.9348	0.9342
	tan	0.3640	0.3659	0.3679	0.3699	0.3719	0.3739	0.3759	0.3779	0.3799	0.3819
21	sin	0.3584	0.3600	0.3616	0.3633	0.3649	0.3665	0.3681	0.3697	0.3714	0.3730
	cos	0.9336	0.9330	0.9323	0.9317	0.9311	0.9304	0.9298	0.9291	0.9285	0.9278
	tan	0.3839	0.3859	0.3879	0.3899	0.3919	0.3939	0.3959	0.3979	0.4000	0.4020
22	sin	0.3746	0.3762	0.3778	0.3795	0.3811	0.3827	0.3843	0.3859	0.3875	0.3891
	cos	0.9272	0.9265	0.9259	0.9252	0.9245	0.9239	0.9232	0.9225	0.9219	0.9212
	tan	0.4040	0.4061	0.4081	0.4101	0.4122	0.4142	0.4163	0.4183	0.4204	0.4224
23	sin	0.3907	0.3923	0.3939	0.3955	0.3971	0.3987	0.4003	0.4019	0.4035	0.4051
	cos	0.9205	0.9198	0.9191	0.9184	0.9178	0.9171	0.9164	0.9157	0.9150	0.9143
	tan	0.4245	0.4265	0.4286	0.4307	0.4327	0.4348	0.4369	0.4390	0.4411	0.4431
24	sin	0.4067	0.4083	0.4099	0.4115	0.4131	0.4147	0.4163	0.4179	0.4195	0.4210
	cos	0.9135	0.9128	0.9121	0.9114	0.9107	0.9100	0.9092	0.9085	0.9078	0.9070
	tan	0.4452	0.4473	0.4494	0.4515	0.4536	0.4557	0.4578	0.4599	0.4621	0.4642
25	sin	0.4226	0.4242	0.4258	0.4274	0.4289	0.4305	0.4321	0.4337	0.4352	0.4368
	cos	0.9063	0.9056	0.9048	0.9041	0.9033	0.9026	0.9018	0.9011	0.9003	0.8996
	tan	0.4663	0.4684	0.4706	0.4727	0.4748	0.4770	0.4791	0.4813	0.4834	0.4856
26	sin	0.4384	0.4399	0.4415	0.4431	0.4446	0.4462	0.4478	0.4493	0.4509	0.4524
	cos	0.8988	0.8980	0.8973	0.8965	0.8957	0.8949	0.8942	0.8934	0.8926	0.8918
	tan	0.4877	0.4899	0.4921	0.4942	0.4964	0.4986	0.5008	0.5029	0.5051	0.5073
27	sin	0.4540	0.4555	0.4571	0.4586	0.4602	0.4617	0.4633	0.4648	0.4664	0.4679
	cos	0.8910	0.8902	0.8894	0.8886	0.8878	0.8870	0.8862	0.8854	0.8846	0.8838
	tan	0.5095	0.5117	0.5139	0.5161	0.5184	0.5206	0.5228	0.5250	0.5272	0.5295
28	sin	0.4695	0.4710	0.4726	0.4741	0.4756	0.4772	0.4787	0.4802	0.4818	0.4833
	cos	0.8829	0.8821	0.8813	0.8805	0.8796	0.8788	0.8780	0.8771	0.8763	0.8755
	tan	0.5317	0.5340	0.5362	0.5384	0.5407	0.5430	0.5452	0.5475	0.5498	0.5520
29	sin	0.4848	0.4863	0.4879	0.4894	0.4909	0.4924	0.4939	0.4955	0.4970	0.4985
	cos	0.8746	0.8738	0.8729	0.8721	0.8712	0.8704	0.8695	0.8686	0.8678	0.8669
	tan	0.5543	0.5566	0.5589	0.5612	0.5635	0.5658	0.5681	0.5704	0.5727	0.5750
Degs.	Function	0'	6'	12'	18'	24'	30'	36'	42'	48'	54'

Natural Sines, Cosines, and Tangents—(Continued)  
30°-44.9°

Degs.	Function	0.0°	0.1°	0.2°	0.3°	0.4°	0.5°	0.6°	0.7°	0.8°	0.9°
30	sin	0.5000	0.5015	0.5030	0.5045	0.5060	0.5075	0.5090	0.5105	0.5120	0.5135
	cos	0.8660	0.8652	0.8643	0.8634	0.8625	0.8616	0.8607	0.8598	0.8589	0.8581
	tan	0.5774	0.5797	0.5820	0.5844	0.5867	0.5890	0.5914	0.5938	0.5961	0.5985
31	sin	0.5150	0.5165	0.5180	0.5195	0.5210	0.5225	0.5240	0.5255	0.5270	0.5284
	cos	0.8572	0.8563	0.8554	0.8545	0.8536	0.8526	0.8517	0.8508	0.8499	0.8490
	tan	0.6009	0.6032	0.6056	0.6080	0.6104	0.6128	0.6152	0.6176	0.6200	0.6224
32	sin	0.5299	0.5314	0.5329	0.5344	0.5358	0.5373	0.5388	0.5402	0.5417	0.5432
	cos	0.8480	0.8471	0.8462	0.8453	0.8443	0.8434	0.8425	0.8415	0.8406	0.8396
	tan	0.6249	0.6273	0.6297	0.6322	0.6346	0.6371	0.6395	0.6420	0.6445	0.6469
33	sin	0.5446	0.5461	0.5476	0.5490	0.5505	0.5519	0.5534	0.5548	0.5563	0.5577
	cos	0.8387	0.8377	0.8368	0.8358	0.8348	0.8339	0.8329	0.8320	0.8310	0.8300
	tan	0.6494	0.6519	0.6544	0.6569	0.6594	0.6619	0.6644	0.6669	0.6694	0.6720
34	sin	0.5592	0.5606	0.5621	0.5635	0.5650	0.5664	0.5678	0.5693	0.5707	0.5721
	cos	0.8290	0.8281	0.8271	0.8261	0.8251	0.8241	0.8231	0.8221	0.8211	0.8202
	tan	0.6745	0.6771	0.6796	0.6822	0.6847	0.6873	0.6899	0.6924	0.6950	0.6976
35	sin	0.5736	0.5750	0.5764	0.5779	0.5793	0.5807	0.5821	0.5835	0.5850	0.5864
	cos	0.8192	0.8181	0.8171	0.8161	0.8151	0.8141	0.8131	0.8121	0.8111	0.8100
	tan	0.7002	0.7028	0.7054	0.7080	0.7107	0.7133	0.7159	0.7186	0.7212	0.7239
36	sin	0.5878	0.5892	0.5906	0.5920	0.5934	0.5948	0.5962	0.5976	0.5990	0.6004
	cos	0.8090	0.8080	0.8070	0.8059	0.8049	0.8039	0.8028	0.8018	0.8007	0.7997
	tan	0.7265	0.7292	0.7319	0.7346	0.7373	0.7400	0.7427	0.7454	0.7481	0.7508
37	sin	0.6018	0.6032	0.6046	0.6060	0.6074	0.6088	0.6101	0.6115	0.6129	0.6143
	cos	0.7986	0.7976	0.7965	0.7955	0.7944	0.7934	0.7923	0.7912	0.7902	0.7891
	tan	0.7536	0.7563	0.7590	0.7618	0.7646	0.7673	0.7701	0.7729	0.7757	0.7785
38	sin	0.6157	0.6170	0.6184	0.6198	0.6211	0.6225	0.6239	0.6252	0.6266	0.6280
	cos	0.7880	0.7869	0.7859	0.7848	0.7837	0.7826	0.7815	0.7804	0.7793	0.7782
	tan	0.7813	0.7841	0.7869	0.7898	0.7926	0.7954	0.7983	0.8012	0.8040	0.8069
39	sin	0.6293	0.6307	0.6320	0.6334	0.6347	0.6361	0.6374	0.6388	0.6401	0.6414
	cos	0.7771	0.7760	0.7749	0.7738	0.7727	0.7716	0.7705	0.7694	0.7683	0.7672
	tan	0.8098	0.8127	0.8156	0.8185	0.8214	0.8243	0.8273	0.8302	0.8332	0.8361
40	sin	0.6428	0.6441	0.6455	0.6468	0.6481	0.6494	0.6508	0.6521	0.6534	0.6547
	cos	0.7660	0.7649	0.7638	0.7627	0.7615	0.7604	0.7593	0.7581	0.7570	0.7559
	tan	0.8391	0.8421	0.8451	0.8481	0.8511	0.8541	0.8571	0.8601	0.8632	0.8662
41	sin	0.6561	0.6574	0.6587	0.6600	0.6613	0.6626	0.6639	0.6652	0.6665	0.6678
	cos	0.7547	0.7536	0.7524	0.7513	0.7501	0.7490	0.7478	0.7466	0.7455	0.7443
	tan	0.8693	0.8724	0.8754	0.8785	0.8816	0.8847	0.8878	0.8910	0.8941	0.8972
42	sin	0.6691	0.6704	0.6717	0.6730	0.6743	0.6756	0.6769	0.6782	0.6794	0.6807
	cos	0.7431	0.7420	0.7408	0.7396	0.7385	0.7373	0.7361	0.7349	0.7337	0.7325
	tan	0.9004	0.9036	0.9067	0.9099	0.9131	0.9163	0.9195	0.9228	0.9260	0.9293
43	sin	0.6820	0.6833	0.6845	0.6858	0.6871	0.6884	0.6896	0.6909	0.6921	0.6934
	cos	0.7314	0.7302	0.7290	0.7278	0.7266	0.7254	0.7242	0.7230	0.7218	0.7206
	tan	0.9325	0.9358	0.9391	0.9424	0.9457	0.9490	0.9523	0.9556	0.9590	0.9623
44	sin	0.6947	0.6959	0.6972	0.6984	0.6997	0.7009	0.7022	0.7034	0.7046	0.7059
	cos	0.7193	0.7181	0.7169	0.7157	0.7145	0.7133	0.7120	0.7108	0.7096	0.7083
	tan	0.9657	0.9691	0.9725	0.9759	0.9793	0.9827	0.9861	0.9896	0.9930	0.9965
Degs.	Function	0'	6'	12'	18'	24'	30'	36'	42'	48'	54'

Natural Sines, Cosines, and Tangents—(Continued)  
45°-59.9°

Degs.	Function	0.0°	0.1°	0.2°	0.3°	0.4°	0.5°	0.6°	0.7°	0.8°	0.9°
45	sin	0.7071	0.7083	0.7096	0.7108	0.7120	0.7133	0.7145	0.7157	0.7169	0.7181
	cos	0.7071	0.7059	0.7046	0.7034	0.7022	0.7009	0.6997	0.6984	0.6972	0.6959
	tan	1.0000	1.0035	1.0070	1.0105	1.0141	1.0176	1.0212	1.0247	1.0283	1.0319
46	sin	0.7193	0.7206	0.7218	0.7230	0.7242	0.7254	0.7266	0.7278	0.7290	0.7302
	cos	0.6947	0.6934	0.6921	0.6909	0.6896	0.6884	0.6871	0.6858	0.6845	0.6833
	tan	1.0355	1.0392	1.0428	1.0464	1.0501	1.0538	1.0575	1.0612	1.0649	1.0686
47	sin	0.7314	0.7325	0.7337	0.7349	0.7361	0.7373	0.7385	0.7396	0.7408	0.7420
	cos	0.6820	0.6807	0.6794	0.6782	0.6769	0.6756	0.6743	0.6730	0.6717	0.6704
	tan	1.0724	1.0761	1.0799	1.0837	1.0875	1.0913	1.0951	1.0990	1.1028	1.1067
48	sin	0.7431	0.7443	0.7455	0.7466	0.7478	0.7490	0.7501	0.7513	0.7524	0.7536
	cos	0.6691	0.6678	0.6665	0.6652	0.6639	0.6626	0.6613	0.6600	0.6587	0.6574
	tan	1.1106	1.1145	1.1184	1.1224	1.1263	1.1303	1.1343	1.1383	1.1423	1.1463
49	sin	0.7547	0.7559	0.7570	0.7581	0.7593	0.7604	0.7615	0.7627	0.7638	0.7649
	cos	0.6561	0.6547	0.6534	0.6521	0.6508	0.6494	0.6481	0.6468	0.6455	0.6441
	tan	1.1504	1.1544	1.1585	1.1626	1.1667	1.1708	1.1750	1.1792	1.1833	1.1875
50	sin	0.7660	0.7672	0.7683	0.7694	0.7705	0.7716	0.7727	0.7738	0.7749	0.7760
	cos	0.6428	0.6414	0.6401	0.6388	0.6374	0.6361	0.6347	0.6334	0.6320	0.6307
	tan	1.1918	1.1960	1.2002	1.2045	1.2088	1.2131	1.2174	1.2218	1.2261	1.2305
51	sin	0.7771	0.7782	0.7793	0.7804	0.7815	0.7826	0.7837	0.7848	0.7859	0.7869
	cos	0.6293	0.6280	0.6266	0.6252	0.6239	0.6225	0.6211	0.6198	0.6184	0.6170
	tan	1.2349	1.2393	1.2437	1.2482	1.2527	1.2572	1.2617	1.2662	1.2708	1.2753
52	sin	0.7880	0.7891	0.7902	0.7912	0.7923	0.7934	0.7944	0.7955	0.7965	0.7976
	cos	0.6157	0.6143	0.6129	0.6115	0.6101	0.6088	0.6074	0.6060	0.6046	0.6032
	tan	1.2799	1.2846	1.2892	1.2938	1.2985	1.3032	1.3079	1.3127	1.3175	1.3222
53	sin	0.7986	0.7997	0.8007	0.8018	0.8028	0.8039	0.8049	0.8059	0.8070	0.8080
	cos	0.6018	0.6004	0.5990	0.5976	0.5962	0.5948	0.5934	0.5920	0.5906	0.5892
	tan	1.3270	1.3319	1.3367	1.3416	1.3465	1.3514	1.3564	1.3613	1.3663	1.3713
54	sin	0.8090	0.8100	0.8111	0.8121	0.8131	0.8141	0.8151	0.8161	0.8171	0.8181
	cos	0.5878	0.5864	0.5850	0.5835	0.5821	0.5807	0.5793	0.5779	0.5764	0.5750
	tan	1.3764	1.3814	1.3865	1.3916	1.3968	1.4019	1.4071	1.4124	1.4176	1.4229
55	sin	0.8192	0.8202	0.8211	0.8221	0.8231	0.8241	0.8251	0.8261	0.8271	0.8281
	cos	0.5736	0.5721	0.5707	0.5693	0.5678	0.5664	0.5650	0.5635	0.5621	0.5606
	tan	1.4281	1.4335	1.4388	1.4442	1.4496	1.4550	1.4605	1.4659	1.4715	1.4770
56	sin	0.8290	0.8300	0.8310	0.8320	0.8329	0.8339	0.8348	0.8358	0.8368	0.8377
	cos	0.5592	0.5577	0.5563	0.5548	0.5534	0.5519	0.5505	0.5490	0.5476	0.5461
	tan	1.4826	1.4882	1.4938	1.4994	1.5051	1.5108	1.5166	1.5224	1.5282	1.5340
57	sin	0.8387	0.8396	0.8406	0.8415	0.8425	0.8434	0.8443	0.8453	0.8462	0.8471
	cos	0.5446	0.5432	0.5417	0.5402	0.5388	0.5373	0.5358	0.5344	0.5329	0.5314
	tan	1.5399	1.5458	1.5517	1.5577	1.5637	1.5697	1.5757	1.5818	1.5880	1.5941
58	sin	0.8480	0.8490	0.8499	0.8508	0.8517	0.8526	0.8536	0.8545	0.8554	0.8563
	cos	0.5299	0.5284	0.5270	0.5255	0.5240	0.5225	0.5210	0.5195	0.5180	0.5165
	tan	1.6003	1.6066	1.6128	1.6191	1.6255	1.6319	1.6383	1.6447	1.6512	1.6577
59	sin	0.8572	0.8581	0.8590	0.8599	0.8607	0.8616	0.8625	0.8634	0.8643	0.8652
	cos	0.5150	0.5135	0.5120	0.5105	0.5090	0.5075	0.5060	0.5045	0.5030	0.5015
	tan	1.6643	1.6709	1.6775	1.6842	1.6909	1.6977	1.7045	1.7113	1.7182	1.7251
Degs.	Function	0'	6'	12'	18'	24'	30'	36'	42'	48'	54'

Natural Sines, Cosines, and Tangents—(Continued)  
60°-74.9°

Degs.	Function	0.0°	0.1°	0.2°	0.3°	0.4°	0.5°	0.6°	0.7°	0.8°	0.9°
60	sin	0.8660	0.8669	0.8678	0.8686	0.8695	0.8704	0.8712	0.8721	0.8729	0.8738
	cos	0.5000	0.4985	0.4970	0.4955	0.4939	0.4924	0.4909	0.4894	0.4879	0.4863
	tan	1.7321	1.7391	1.7461	1.7532	1.7603	1.7675	1.7747	1.7820	1.7893	1.7966
61	sin	0.8746	0.8755	0.8763	0.8771	0.8780	0.8788	0.8796	0.8805	0.8813	0.8821
	cos	0.4848	0.4833	0.4818	0.4802	0.4787	0.4772	0.4756	0.4741	0.4726	0.4710
	tan	1.8040	1.8115	1.8190	1.8265	1.8341	1.8418	1.8495	1.8572	1.8650	1.8728
62	sin	0.8829	0.8838	0.8846	0.8854	0.8862	0.8870	0.8878	0.8886	0.8894	0.8902
	cos	0.4695	0.4679	0.4664	0.4648	0.4633	0.4617	0.4602	0.4586	0.4571	0.4555
	tan	1.8807	1.8887	1.8967	1.9047	1.9128	1.9210	1.9292	1.9375	1.9458	1.9542
63	sin	0.8910	0.8918	0.8926	0.8934	0.8942	0.8949	0.8957	0.8965	0.8973	0.8980
	cos	0.4540	0.4524	0.4509	0.4493	0.4478	0.4462	0.4446	0.4431	0.4415	0.4399
	tan	1.9626	1.9711	1.9797	1.9883	1.9970	2.0057	2.0145	2.0233	2.0323	2.0413
64	sin	0.8988	0.8996	0.9003	0.9011	0.9018	0.9026	0.9033	0.9041	0.9048	0.9056
	cos	0.4384	0.4368	0.4352	0.4337	0.4321	0.4305	0.4289	0.4274	0.4258	0.4242
	tan	2.0503	2.0594	2.0686	2.0778	2.0872	2.0965	2.1060	2.1155	2.1251	2.1348
65	sin	0.9063	0.9070	0.9078	0.9085	0.9092	0.9100	0.9107	0.9114	0.9121	0.9128
	cos	0.4226	0.4210	0.4195	0.4179	0.4163	0.4147	0.4131	0.4115	0.4099	0.4083
	tan	2.1445	2.1543	2.1642	2.1742	2.1842	2.1943	2.2045	2.2148	2.2251	2.2355
66	sin	0.9135	0.9143	0.9150	0.9157	0.9164	0.9171	0.9178	0.9184	0.9191	0.9198
	cos	0.4067	0.4051	0.4035	0.4019	0.4003	0.3987	0.3971	0.3955	0.3939	0.3923
	tan	2.2460	2.2566	2.2673	2.2781	2.2889	2.2998	2.3109	2.3220	2.3332	2.3445
67	sin	0.9205	0.9212	0.9219	0.9225	0.9232	0.9239	0.9245	0.9252	0.9259	0.9265
	cos	0.3907	0.3891	0.3875	0.3859	0.3843	0.3827	0.3811	0.3795	0.3778	0.3762
	tan	2.3559	2.3673	2.3789	2.3906	2.4023	2.4142	2.4262	2.4383	2.4504	2.4627
68	sin	0.9272	0.9278	0.9285	0.9291	0.9298	0.9304	0.9311	0.9317	0.9323	0.9330
	cos	0.3746	0.3730	0.3714	0.3697	0.3681	0.3665	0.3649	0.3633	0.3616	0.3600
	tan	2.4751	2.4876	2.5002	2.5129	2.5257	2.5386	2.5517	2.5649	2.5782	2.5916
69	sin	0.9336	0.9342	0.9348	0.9354	0.9361	0.9367	0.9373	0.9379	0.9385	0.9391
	cos	0.3584	0.3567	0.3551	0.3535	0.3518	0.3502	0.3486	0.3469	0.3453	0.3437
	tan	2.6051	2.6187	2.6325	2.6464	2.6605	2.6746	2.6889	2.7034	2.7179	2.7326
70	sin	0.9397	0.9403	0.9409	0.9415	0.9421	0.9426	0.9432	0.9438	0.9444	0.9449
	cos	0.3420	0.3404	0.3387	0.3371	0.3355	0.3338	0.3322	0.3305	0.3289	0.3272
	tan	2.7475	2.7625	2.7776	2.7929	2.8083	2.8239	2.8397	2.8556	2.8716	2.8878
71	sin	0.9455	0.9461	0.9466	0.9472	0.9478	0.9483	0.9489	0.9494	0.9500	0.9505
	cos	0.3256	0.3239	0.3223	0.3206	0.3190	0.3173	0.3156	0.3140	0.3123	0.3107
	tan	2.9042	2.9208	2.9375	2.9544	2.9714	2.9887	3.0061	3.0237	3.0415	3.0595
72	sin	0.9511	0.9516	0.9521	0.9527	0.9532	0.9537	0.9542	0.9548	0.9553	0.9558
	cos	0.3090	0.3074	0.3057	0.3040	0.3024	0.3007	0.2990	0.2974	0.2957	0.2940
	tan	3.0777	3.0961	3.1146	3.1334	3.1524	3.1716	3.1910	3.2106	3.2305	3.2506
73	sin	0.9563	0.9568	0.9573	0.9578	0.9583	0.9588	0.9593	0.9598	0.9603	0.9608
	cos	0.2924	0.2907	0.2890	0.2874	0.2857	0.2840	0.2823	0.2807	0.2790	0.2773
	tan	3.2709	3.2914	3.3122	3.3332	3.3544	3.3759	3.3977	3.4197	3.4420	3.4646
74	sin	0.9613	0.9617	0.9622	0.9627	0.9632	0.9636	0.9641	0.9646	0.9650	0.9655
	cos	0.2756	0.2740	0.2723	0.2706	0.2689	0.2672	0.2656	0.2639	0.2622	0.2605
	tan	3.4874	3.5105	3.5339	3.5576	3.5816	3.6059	3.6305	3.6554	3.6806	3.7062
Degs.	Function	0'	6'	12'	18'	24'	30'	36'	42'	48'	54'

Natural Sines, Cosines, and Tangents—(Continued)

75°-89.9°

Degs.	Function	0.0°	0.1°	0.2°	0.3°	0.4°	0.5°	0.6°	0.7°	0.8°	0.9°
75	sin	0.9659	0.9664	0.9668	0.9673	0.9677	0.9681	0.9686	0.9690	0.9694	0.9699
	cos	0.2588	0.2571	0.2554	0.2538	0.2521	0.2504	0.2487	0.2470	0.2453	0.2436
	tan	3.7321	3.7583	3.7848	3.8118	3.8391	3.8667	3.8947	3.9232	3.9520	3.9812
76	sin	0.9703	0.9707	0.9711	0.9715	0.9720	0.9724	0.9728	0.9732	0.9736	0.9740
	cos	0.2419	0.2402	0.2385	0.2368	0.2351	0.2334	0.2317	0.2300	0.2284	0.2267
	tan	4.0108	4.0408	4.0713	4.1022	4.1335	4.1653	4.1976	4.2303	4.2635	4.2972
77	sin	0.9744	0.9748	0.9751	0.9755	0.9759	0.9763	0.9767	0.9770	0.9774	0.9778
	cos	0.2250	0.2232	0.2215	0.2198	0.2181	0.2164	0.2147	0.2130	0.2113	0.2095
	tan	4.3315	4.3662	4.4015	4.4374	4.4737	4.5107	4.5483	4.5864	4.6252	4.6646
78	sin	0.9781	0.9785	0.9789	0.9792	0.9796	0.9799	0.9803	0.9806	0.9810	0.9813
	cos	0.2079	0.2062	0.2045	0.2028	0.2011	0.1994	0.1977	0.1959	0.1942	0.1925
	tan	4.7046	4.7453	4.7867	4.8288	4.8716	4.9152	4.9594	5.0045	5.0504	5.0970
79	sin	0.9816	0.9820	0.9823	0.9826	0.9829	0.9833	0.9836	0.9839	0.9842	0.9845
	cos	0.1908	0.1891	0.1874	0.1857	0.1840	0.1822	0.1805	0.1788	0.1771	0.1754
	tan	5.1446	5.1929	5.2422	5.2924	5.3435	5.3955	5.4486	5.5026	5.5578	5.6140
80	sin	0.9848	0.9851	0.9854	0.9857	0.9860	0.9863	0.9866	0.9869	0.9871	0.9874
	cos	0.1736	0.1719	0.1702	0.1685	0.1668	0.1650	0.1633	0.1616	0.1599	0.1582
	tan	5.6713	5.7297	5.7894	5.8502	5.9124	5.9758	6.0405	6.1066	6.1742	6.2432
81	sin	0.9877	0.9880	0.9882	0.9885	0.9888	0.9890	0.9893	0.9895	0.9898	0.9900
	cos	0.1564	0.1547	0.1530	0.1513	0.1495	0.1478	0.1461	0.1444	0.1426	0.1409
	tan	6.3138	6.3859	6.4596	6.5350	6.6122	6.6912	6.7720	6.8548	6.9395	7.0264
82	sin	0.9903	0.9905	0.9907	0.9910	0.9912	0.9914	0.9917	0.9919	0.9921	0.9923
	cos	0.1392	0.1374	0.1357	0.1340	0.1323	0.1305	0.1288	0.1271	0.1253	0.1236
	tan	7.1154	7.2066	7.3002	7.3962	7.4947	7.5958	7.6996	7.8062	7.9158	8.0285
83	sin	0.9925	0.9928	0.9930	0.9932	0.9934	0.9936	0.9938	0.9940	0.9942	0.9943
	cos	0.1219	0.1201	0.1184	0.1167	0.1149	0.1132	0.1115	0.1097	0.1080	0.1063
	tan	8.1443	8.2636	8.3863	8.5126	8.6427	8.7769	8.9152	9.0579	9.2052	9.3572
84	sin	0.9945	0.9947	0.9949	0.9951	0.9952	0.9954	0.9956	0.9957	0.9959	0.9960
	cos	0.1045	0.1028	0.1011	0.0993	0.0976	0.0958	0.0941	0.0924	0.0906	0.0889
	tan	9.5144	9.6768	9.8448	10.02	10.20	10.39	10.58	10.78	10.99	11.20
85	sin	0.9962	0.9963	0.9965	0.9966	0.9968	0.9969	0.9971	0.9972	0.9973	0.9974
	cos	0.0872	0.0854	0.0837	0.0819	0.0802	0.0785	0.0767	0.0750	0.0732	0.0715
	tan	11.43	11.66	11.91	12.16	12.43	12.71	13.00	13.30	13.62	13.95
86	sin	0.9976	0.9977	0.9978	0.9979	0.9980	0.9981	0.9982	0.9983	0.9984	0.9985
	cos	0.0698	0.0680	0.0663	0.0645	0.0628	0.0610	0.0593	0.0576	0.0558	0.0541
	tan	14.30	14.67	15.06	15.46	15.89	16.35	16.83	17.34	17.89	18.46
87	sin	0.9986	0.9987	0.9988	0.9989	0.9990	0.9990	0.9991	0.9992	0.9993	0.9993
	cos	0.0523	0.0506	0.0488	0.0471	0.0454	0.0436	0.0419	0.0401	0.0384	0.0366
	tan	19.08	19.74	20.45	21.20	22.02	22.90	23.86	24.90	26.03	27.27
88	sin	0.9994	0.9995	0.9995	0.9996	0.9996	0.9997	0.9997	0.9997	0.9998	0.9998
	cos	0.0349	0.0332	0.0314	0.0297	0.0279	0.0262	0.0244	0.0227	0.0209	0.0192
	tan	28.64	30.14	31.82	33.69	35.80	38.19	40.92	44.07	47.74	52.08
89	sin	0.9998	0.9999	0.9999	0.9999	0.9999	1.000	1.000	1.000	1.000	1.000
	cos	0.0175	0.0157	0.0140	0.0122	0.0105	0.0087	0.0070	0.0052	0.0035	0.0017
	tan	57.29	63.66	71.62	81.85	95.49	114.6	143.2	191.0	286.5	573.0
Degs.	Function	0'	6'	12'	18'	24'	30'	36'	42'	48'	54'

Coaxial Cable Characteristics

Type RG... /U	Imp. (ohms)	Cap. (mmf per ft.)	Diam. (inches)	Attenuation—db per 100 ft.					REMARKS
				1 mc	10 mc	100 mc	400 mc	1000 mc	
5	52.5	28.5	.332	.21	.77	2.9	6.5	11.5	Small, double braid
5A	50	29	.328	.16	.66	2.4	5.25	8.8	Small, low loss
6	76	20	.332	.21	.78	2.9	6.5	11.2	IF & video
8	52	29.5	.405	.16	.55	2.0	4.5	8.5	General purpose
9	51	30	.420	.12	.47	1.9	4.4	8.5	General purpose
9A	51	30	.420	.16	.59	2.3	5.2	8.6	Stable attenuation
11	75	20.5	.405	.18	.62	2.2	4.7	8.2	Community TV
13	74	20.5	.420	.18	.62	2.2	4.7	8.2	IF
14	52	29.5	.545	.10	.38	1.5	3.5	6.0	RF power
16	52	29.5	.630	—	—	—	—	—	RF power
17	52	29.5	.870	.06	.24	.95	2.4	4.4	RF power
19	52	29.5	1.120	.04	.17	.68	1.28	3.5	Low-loss RF
21	53	29	.332	1.4	4.4	14.0	29.0	46.0	Attenuating cable
22	95	16	.405	.41	1.3	4.3	8.8	—	Twin conductors
23	125	12	.65 X .945	—	.4	1.7	—	—	Twin conductors (balanced)
25	48	50	.565	—	—	—	—	—	Pulse
26	48	50	.525	—	—	—	—	—	Pulse
27	48	50	.675	—	—	—	—	—	Pulse
28	48	50	.805	—	—	—	—	—	Pulse
33	51	30	.470	—	—	—	—	—	Pulse
34	71	21.5	.625	.065	.29	1.3	3.3	6.0	Flexible, medium
35	71	21.5	.945	.064	.22	.85	2.3	4.2	Low-loss video
36	69	22	1.180	—	—	—	—	—	—
41	67.5	27	.425	—	—	—	—	—	Special twist
54A	58	26.5	.250	.18	.74	3.1	6.7	11.5	Flexible, small
55	53.5	28.5	.206	.36	1.3	4.8	10.4	17.0	Flexible, small
56	—	—	.535	—	—	—	—	—	Pulse
57	95	17	.625	.18	.71	3.0	7.3	13.0	Twin conductors
58	53.5	30	.195	.38	1.4	5.2	11.2	20.0	General purpose
58A	50	30	.195	.42	1.6	6.2	14.0	24.0	Test leads
59	73	21	.242	.30	1.1	3.8	8.5	14.0	TV lead-in
60	50	—	.425	—	—	—	—	—	Pulse cable
61	500	—	—	—	—	—	—	—	Special 500-ohm twin-lead
62	93	13.5	.242	.25	.83	2.7	5.6	9.0	Low capacity, small
63	125	10	.405	.19	.61	2.0	4.0	6.3	Low capacity
64	48	50	.495	—	—	—	—	—	Pulse
65	950	44	.405	—	—	—	—	—	Coaxial delay line
71	93	13.5	.250	.25	.83	2.7	5.6	9.0	Low capacity, small
77	48	50	.415	—	—	—	—	—	Pulse
78	48	50	.385	—	—	—	—	—	Pulse
87A	50	29.5	.425	.13	.52	2.0	4.4	7.6	Teflon dielectric
88	48	50	.490	—	—	—	—	—	Pulse
101	75	—	.588	—	—	—	—	—	—
102	140	—	1.088	—	—	—	—	—	—
108	76	25	.245	—	—	—	—	—	Twin conductors
114	185	6.5	.405	—	—	—	—	—	Extra flexible
117	50	29	.730	.05	.20	.85	2.0	3.6	Teflon & Fiberglas
119	50	29	.470	—	—	—	—	—	Teflon & Fiberglas
122	50	29.3	.160	.40	1.70	7.0	16.5	29.0	—
126	50	29	.290	3.20	9.0	25.0	47.0	72.0	Teflon & Fiberglas
140	73	21	.242	.33	1.03	3.3	6.9	11.7	Teflon & Fiberglas
141	50	29	.195	.35	1.12	3.8	8.0	13.8	Teflon & Fiberglas
142	50	29	.206	.35	1.12	3.8	8.0	13.8	Teflon & Fiberglas
143	50	29	.325	.24	.77	2.5	5.3	9.0	Teflon & Fiberglas
144	72	21	.395	.16	.53	1.8	3.9	7.0	Teflon & Fiberglas
174	50	30	.10	—	—	—	19.0	—	Miniature coaxial

# THE ALLIED ELECTRONICS LIBRARY

## ELECTRONICS DATA HANDBOOK



Contains math constants and algebraic formulas; log and trig tables; tables of roots, powers and reciprocals; formulas for Ohm's law, resistance, capacitance, inductance, impedance, vacuum tubes, transistors, etc. color codes; interchangeable tubes; lamp data; wire table; metric relationship; decibel tables attenuator networks. 112 pages, 6x9".

23 J 7398 EP. Postpaid in U.S.A. ....\$1.00

## USING YOUR TAPE RECORDER



ABC's of modern tape recording. Written in simple language for the hobbyist and nonprofessional user. Chapter headings: Sound—What Is It; Your Recorder; Microphones; Recording; Recording "Off the Air"; Dubbing from Records and Tape; Editing Tape; Sound and Special Effects; Sound for Slides and Home Movies; Recorder Maintenance. 96 pages. 5½x8½".

23 J 7730 EP. Postpaid in U.S.A. ....50c

## UNDERSTANDING SCHEMATIC DIAGRAMS



A basic text which is a must for the understanding of the science of electronics. Explains the functions of components, their use in electronic circuits, the symbols and techniques of schematic diagrams. Chapters: Getting Started; Fundamental Components; Tubes and Semiconductors; Other Components; Connecting Devices; Putting It All Together. Illustrations, diagrams, and symbols. 112 pages. 5½x8½".

23 J 7931 EP. Postpaid in U.S.A. ....75c

## GETTING STARTED IN ELECTRONICS



Covers types of transmission—AM, FM, TV, CW, and short wave. Explains uses of basic components, electron theory, resistance, magnetism, capacitance, antennas, and test equipment. Building projects: crystal set, walkie-talkie, 1-tub set, transistor set, intercom, burglar alarm, light detector, code-practice oscillator, and 5-band short wave receiver. 112 pages. 5½x8½".

23 J 7705 EP. Postpaid in U.S.A. ....50c

## HOW TO BUILD ELECTRONIC KITS



Discusses types of kits available; how to select kits; tools required. Chapters: The Values of Kit Building; How To Identify Parts and Components; Connecting Components; Electrical Wiring; Soldering. Includes details on building 3 popular kits. 96 pages. 5½x8½".

23 J 7066 EP. Postpaid in U.S.A. ....50c

## ALL ABOUT HI-FI-AND STEREO



Helps you understand, select, and enjoy your music system. Covers components used; program sources—records, tape, broadcasts; discusses tape recorders, kits, use of transistors, and includes data on planning a built-in system. Glossary, charts, and illustrations. 96 pages. 5½x8½".

23 J 7699 EP. Postpaid in U.S.A. ....50c

## BEST WAYS TO USE YOUR VOM AND VTVM



Covers construction and use of VOM and VTVM. Tells how to test capacitors, chokes, switches, and other components. Covers functions of shunts and multipliers and explains calculations necessary for obtaining correct shunt and multiplier values. Discusses use in CB, ham radio, and hi-fi. 112 pages. 5½x8½".

23 J 7067 EP. Postpaid in U.S.A. ....50c

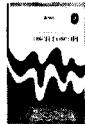
## ENCYCLOPEDIA OF ELECTRONICS COMPONENTS



Alphabetical listing of the basic electronics components with a clear description and illustration of each. Prepared for the newcomer, hobbyist, and experimenter, this is really an "instant" course in electronics. Edited by A. C. Todd, Ph. D., Professor of E.E. Illinois Institute of Technology. 112 pages. 5½x8½".

23 J 7930 EP. Postpaid in U.S.A. ....\$1.00

## UNDERSTANDING AND USING YOUR OSCILLOSCOPE



Edited by William A. Stocklin, Editor, Electronics World. Chapters: History of the Cathode-Ray Tube; Basic Oscilloscope Principles; Interesting Applications for an Oscilloscope; Oscilloscope Tests and Measurements; Types of Scopes Needed for Various Applications; Auxiliary Equipment; Oscilloscope and Test

Equipment Kits. 128 pages 5½x8½".

23 J 7932 EP. Postpaid in U.S.A. ....75c

## UNDERSTANDING AND USING CITIZENS BAND RADIO



Chapter headings: Getting Acquainted With CB Radio; Obtaining the License; About the Equipment; Setting Up A Station (Mobile and Base Station Installations); CB Antennas; Operating CB Equipment; The Uses and Abuses of CB Radio. Discusses CB servicing. Covers operating procedure and using the "10" signals. 112 pages. 5½x8½".

23 J 7701 EP. Postpaid in U.S.A. ....50c


## UNDERSTANDING TRANSISTORS AND TRANSISTOR PROJECTS



Covers basic transistor applications, characteristics, and construction. Discusses NPN, PNP, alloy-junction, drift, tetrode, surface barrier, power types, etc. Transistor projects: audio amplifier, 1-transistor radio, capacity-operated relay, code-practice oscillator, wireless broadcaster, timer, electronic flasher, and photoelectric controller. 112 pages. 5½x8½".

23 J 7602 EP. Postpaid in U.S.A. ....75c

## INTEGRATED CIRCUITS FUNDAMENTALS & PROJECTS



By Rufus P. Turner, Ph.D. Development design, applications and electrical features of IC's are covered in non-technical language. Provides details on use of IC's in easily-built, projects including a simple audio preamplifier, high gain preamplifier, quarter-watt audio amplifier, crystal oscillator/frequency standard, AF/RF signal tracer and DC voltmeter. 96 pages, 5½x8½".

23 J 7625 EP. Postpaid in U.S.A. ....75c

## DICTIONARY OF ELECTRONIC TERMS



New eighth edition. Over 4,800 terms. Edited by Robert E. Beam, Ph.D. Professor of Electrical Engineering, Northwestern University. Covers radio, monochrome and color TV, high fidelity, recording, Radio Amateur, Citizens Band, Public Address and solid-state and integrated circuit technology. Includes aerospace, math, physics and computer terms. 112 pages, 6x9".

23 J 7756 EP. Postpaid in U.S.A. ....\$1.00

# INDEX

Abbreviations . . . . .	41-42, 83, 89	Minimum Loss Pads . . . . .	10
Admittance . . . . .	17	Mutual Inductance . . . . .	13
Algebraic Formulas . . . . .	5	Ohm's Law . . . . .	32-33
Algebraic Symbols . . . . .	4	Open-Air Transmission Lines . . . . .	20
Alpha-Beta Relations . . . . .	26-27	Peak, R.M.S., Av., E&I . . . . .	24-25
Amateur Radio Bands . . . . .	83	Phase Angle . . . . .	32
Attenuator Networks . . . . .	7-9	Pilot Lamp Data . . . . .	71-72
Capacitance . . . . .	12, 20, 37-40, 73-79	Power Factor . . . . .	32
Capacitor MIL & EIA Codes . . . . .	73-79	Powers, Roots and Reciprocals . . . . .	92-101
Coefficient of Coupling . . . . .	13	"Q" Factor . . . . .	14
Coils . . . . .	34, 36-37	Quadratic Equations . . . . .	5
Concentric Transmission Lines . . . . .	20	R-F Coils . . . . .	34, 36-40
Conductance . . . . .	17	Radicals and Exponents . . . . .	5
Constants . . . . .	4, 12, 24	Reactance . . . . .	13, 37-40
Coulombs . . . . .	12	Recording-Tape Playing Time . . . . .	87
Coupled Inductance . . . . .	12	Resistance . . . . .	12, 30, 32-33, 73
Coupling Coefficient . . . . .	13	Resistor, Capacitor Color Codes . . . . .	73-76
Current Shunts . . . . .	30-31	Resonance . . . . .	13, 37-40
Decay of E & I in LCR Circuits . . . . .	18-19	Schematic Symbols . . . . .	90-91
Decibels . . . . .	5-6	Self-Inductance . . . . .	12
Diagram Symbols . . . . .	90-91	Shunts and Multipliers . . . . .	30-31
Dielectric Constants . . . . .	12	Solution of a Quadratic . . . . .	5
EIA Color Codes . . . . .	73-75, 80-82	Speaker Matching—70 Volt System . . . . .	11
Exponents and Radicals . . . . .	5	Steady State I and E . . . . .	19
Fractional Inches . . . . .	4	Susceptance . . . . .	17
Frequency . . . . .	13, 20, 37-40, 83-86	Symbols . . . . .	26, 41-42, 89-91
Greek Alphabet Designations . . . . .	88	Television Channel Frequencies . . . . .	84-86
Growth of E & I in LCR Circuits . . . . .	18-19	Transient I and E . . . . .	18-19
Impedance . . . . .	14-16, 20	Transistor Circuits . . . . .	28-29
Inches to Millimeters . . . . .	4	Transistor Formulas . . . . .	26-27
Inductance . . . . .	12, 13, 34, 37-40	Transistor Symbols . . . . .	26, 28-29, 91
Interchangeable Tubes . . . . .	47-70	Transmission Lines . . . . .	20
Log Tables . . . . .	102-103	Trigonometric Formulas . . . . .	21
Logarithms—How to Use . . . . .	44-46	Trigonometric Functions . . . . .	22-23
Mathematical Constants . . . . .	4	Trigonometric Tables . . . . .	104-109
Mathematical Symbols . . . . .	4	Vacuum Tube Formulas . . . . .	24
Meter Formulas . . . . .	30-31	Vacuum Tube Symbols . . . . .	90
Metric Relationships . . . . .	41-43	Vertical Antenna, Capacitance . . . . .	20
Military Color Codes . . . . .	73-76	Voltage Multipliers . . . . .	30-31
Military Letter-Number Codes . . . . .	77-79	Wavelength . . . . .	13, 20
Millimeters to Inches . . . . .	4	Wire Tables . . . . .	34-35
Mixers . . . . .	9		