


99 Raleigh-Durham
Fall 1987

ARBITRON RATINGS

RADIO



Audience Estimates in the Metropolitan
Statistical Area, ADI* and TSA for:

Raleigh-Durham

* Includes Arbitron Radio Measured Markets of
Raleigh-Durham and Fayetteville, NC

Fall 1987

September 24 - December 16

ARBITRON RATINGS / RADIO

ARBITRON RATINGS RADIO

1987-1988 SCHEDULE OF SURVEYS

CURRENT SURVEY

Fall 1987

September 24 - December 16

Winter 1988

January 7 - March 30

Spring 1988

March 31 - June 22

Summer 1988

June 23 - September 14

Fall 1988

September 22 - December 14



Accredited by
Electronic Media
Rating Council

WHAT EMRC ACCREDITATION MEANS

The Arbitron Radio Service has been accredited by the Electronic Media Rating Council since 1968. To merit continued EMRC accreditation, Arbitron: (1) adheres to the Council's Minimum Standards for Broadcast Rating Research, (2) supplies full information to the EMRC regarding all details of its operation, (3) conducts its measurement service substantially in accordance with representations to its subscribers and the Council and (4) submits to, and pays the cost of, thorough on-going audits of Arbitron operations by CPA firms engaged by the EMRC. In addition to sizable annual audit charges, Arbitron provides office and file space for EMRC auditors as well as considerable staff and computer time involved in various aspects of these inspections.

Further information about the EMRC's accreditation and auditing procedures can be obtained from the Executive Director, Electronic Media Rating Council, 420 Lexington Avenue, New York, New York 10017.

PREFACE

This report is a compilation of radio audience estimates for this market for the Fall 1987 survey period. All audience estimates are approximations subject to statistical variations related to sample size and other limitations. The reliability of audience estimates cannot be determined to any precise mathematical value or definition.

The estimates are based on listening information recorded in diaries by persons 12 years and older. These persons reside in a sample of households systematically selected by computer from telephone directories in the area surveyed and from Metro telephone households which are not available in telephone directories. Households on military installations, as well as students and residents at educational and other institutions, may not be listed in local telephone directories. Non-telephone households are, by definition, excluded from the sample frame.

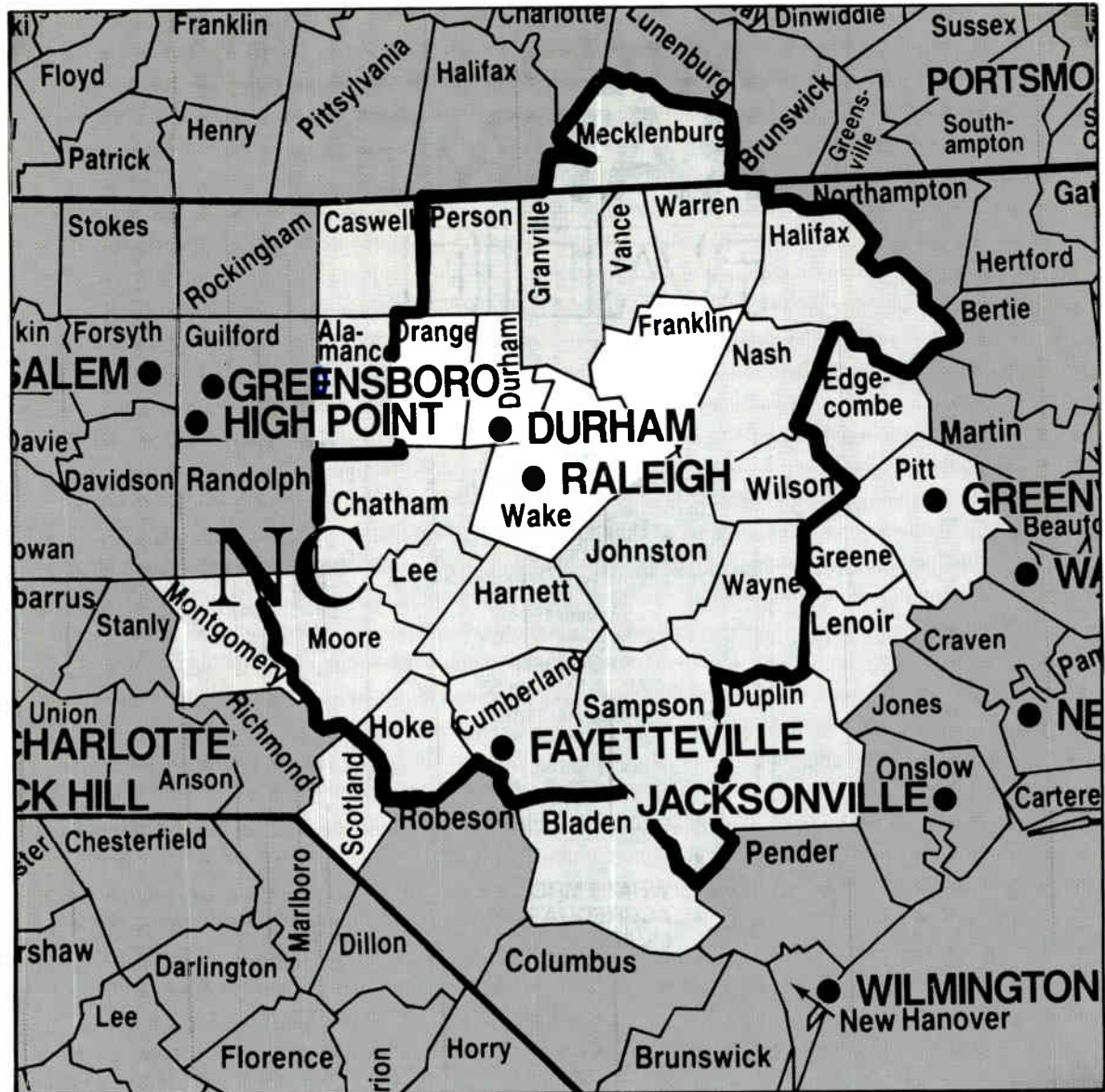
This report is intended to furnish radio station, advertiser and agency clients of Arbitron with an aid in evaluating radio audience size and composition. Arbitron attempts to provide, herein, a summary description of methodology that may be understood by all who use the report. A more detailed description of Arbitron methodology can be found in a separate publication, provided to all syndicated radio report subscribers, entitled *Radio Description of Methodology*.

WARNING

All Arbitron audience estimates and Arbitron maps are copyrighted. The willful, unauthorized use of any Arbitron audience estimate or map constitutes copyright infringement which could subject the infringer to civil damages of up to \$50,000 and criminal penalties of up to one year imprisonment and a \$10,000 fine pursuant to Sections 504 and 506 of the Federal Copyright Revision Act of 1976.

PLEASE NOTE/Users of this report should become familiar with the sections of this report entitled the *Description of Methodology* (Pages ii-iv) and *Limitations* (Page iv, Paragraph 45). Further, instructions for estimating reliability and effective sample bases for this report may be found on Page v.

Raleigh-Durham and Raleigh-Durham ADI



Metro
 TSA
 ADI

For definitions of Metro, TSA and ADI, see Paragraphs 17, 26 and 2 in the back of this report.

© Arbitron Ratings Company

Non-subscribers to this report may not reproduce this map in any form for sales, marketing, advertising or promotional purposes without the express written permission of the Arbitron Ratings Company.

Market Rank: 61

Market Surveyed: WINTER, SPRING, SUMMER, FALL

REPORT CONTENTS

Survey Information	2A	Audience Composition	148
Population/In-tab by County	2B	Hour-by-Hour Estimates	150
Sex-Age Distribution Information	3A	Listening Locations	154
Station Facilities Information	3B	Exclusive Audience	157
Metro Market Profile	4A	ADI Target Audience Estimates	162
Policies and Procedures/Special Station Activities	5A	Glossary	i
Special Notices and Station Activities	5B	Description of Methodology	ii-iv
Metro Audience Trends	6	Reliability Calculation Formula	v
Target Audience Estimates	30	Market Survey Schedule	viii
Specific Audience Estimates	96		

Population Estimates and Tabulated Diaries by County

Area	Estimated Population	In-Tab	County	ST	HDA BLK/HSP	Area	Estimated Population	In-Tab	County	ST	HDA BLK/HSP
MTA	139,500	264	DURHAM	NC	B	TA	66,000	59	JOHNSTON	NC	
MTA	28,400	38	FRANKLIN	NC		TA	35,000	20	LEE	NC	
MTA	75,100	158	ORANGE	NC		T	49,800	131	LENOIR	NC	
MTA	315,100	573	WAKE	NC	B	T	19,600	16	MONTGOMERY	NC	
T	87,800	98	ALAMANCE	NC		TA	49,200	39	MOORE	NC	
T	25,800	10	BLADEN	NC		TA	59,700	87	NASH	NC	
T	18,700	48	CASWELL	NC		TA	25,100	23	PERSON	NC	
TA	31,100	27	CHATHAM	NC		T	81,500	302	PITT	NC	B
TA	210,700	141	CUMBERLAND	NC	B	TA	42,600	30	SAMPSON	NC	
T	34,200	22	DUPLIN	NC		T	27,800	18	SCOTLAND	NC	
T	48,200	43	EDGECOMBE	NC		TA	32,000	39	VANCE	NC	
TA	31,400	40	GRANVILLE	NC		TA	13,800	11	WARREN	NC	
T	13,300	51	GREENE	NC		TA	81,900	88	WAYNE	NC	
TA	45,500	39	HALIFAX	NC		TA	53,400	47	WILSON	NC	
TA	53,100	56	HARNETT	NC		TA	25,200	13	MECKLENBURG	VA	
TA	17,900	6	HOKE	NC							

M-METRO COUNTY T-TSA COUNTY A-ADJ COUNTY

Metro Combined High Density Ethnic Area(s)

	Total		Ethnic	
	In-Tab	Est. Pop.	In-Tab	Ethnic Pop.
HDBA	231	113,700	94	65,500
HDHA				

FOR TOTAL METRO IN-TAB COUNTS FOR APPLICABLE ETHNIC GROUPS PLEASE SEE PAGE 3A OR 5B

Population Estimates and Sample Distribution by Sex-Age Group

Metro Survey Area

	Estimated Population	Est. Pop. % Tot. Pers. 12+	In-Tab Sample	% Unwgt. In-Tab Sample	% Wgt. In-Tab Sample
Men 12-24	76,000	13.6	98	9.5	13.6
Men 18-24	50,700	9.1	65	6.3	9.1
Men 25-34	67,900	12.2	124	12.0	12.2
Men 35-44	49,200	8.3	100	9.7	8.8
Men 45-49	16,300	2.9	26	2.5	2.9
Men 50-54	12,900	2.3	26	2.5	2.3
Men 55-64	22,200	4.0	41	4.0	4.0
Men 65+	22,100	4.0	36	3.5	4.0
Men 18+	241,300	43.2	418	40.5	43.2
Women 12-24	74,200	13.3	126	12.2	13.3
Women 18-24	49,800	8.9	76	7.4	8.9
Women 25-34	69,300	12.4	160	15.5	12.4
Women 35-44	50,700	9.1	100	9.7	9.1
Women 45-49	17,200	3.1	39	3.8	3.1
Women 50-54	14,400	2.6	37	3.6	2.6
Women 55-64	26,500	4.7	59	5.7	4.7
Women 65+	39,200	7.0	61	5.9	7.0
Women 18+	267,100	47.9	532	51.5	47.9
Persons 18+	508,400	91.1	950	92.0	91.1
Teens 12-17	49,700	8.9	83	8.0	8.9
Black Persons 12+	144,100	25.8	200	19.4	25.8
Hispanic Persons 12+	ETHNIC CONTROL PROCEDURES NOT APPLIED				
Total Persons 12+	558,100		1,033		

Total Survey Area

	Estimated Population	Est. Pop. % Tot. Pers. 12+	In-Tab Sample	% Unwgt. In-Tab Sample	% Wgt. In-Tab Sample
Men 12-24	252,200	13.7	242	9.5	13.7
Men 18-24	157,400	8.6	128	5.0	8.6
Men 25-34	205,300	11.2	236	9.3	11.2
Men 35-44	157,000	8.5	238	9.4	8.5
Men 45-49	55,800	3.0	76	3.0	3.0
Men 50-54	46,500	2.5	69	2.7	2.5
Men 55-64	82,700	4.5	125	4.9	4.5
Men 65+	85,200	4.6	116	4.6	4.6
Men 18+	789,900	43.0	988	38.9	43.0
Women 12-24	230,400	12.5	297	11.7	12.5
Women 18-24	138,800	7.6	158	6.2	7.5
Women 25-34	203,400	11.1	293	11.5	11.1
Women 35-44	163,900	8.9	269	10.6	8.9
Women 45-49	60,800	3.3	98	3.9	3.3
Women 50-54	51,600	2.8	94	3.7	2.8
Women 55-64	99,800	5.4	188	7.4	5.4
Women 65+	143,800	7.8	196	7.7	7.8
Women 18+	862,100	46.9	1,296	51.1	46.9
Persons 18+	1,652,000	89.9	2,284	90.0	89.9
Teens 12-17	186,400	10.1	253	10.0	10.1
Total Persons 12+	1,838,400		2,537		

Diary Placement and Return Information

	Metro	ADI	TSA
Listed Residences in Designated Sample	772	1,431	2,030
ESF Residences in Designated Sample	387	387	463
Total Residences in Designated Sample	1,159	1,818	2,493
Listed Residences: Estimated Persons 12+	1,604	3,076	4,388
ESF Residences: Estimated Persons 12+	870	870	1,042
Total Residences: Estimated Persons 12+	2,474	3,946	5,430
Listed Contacts (homes in which telephone was answered)	759	1,391	1,981
ESF Contacts (homes in which telephone was answered)	386	386	462
Total Contacts (homes in which telephone was answered)	1,145	1,777	2,443
Listed Homes in Which Diaries Were Placed	741	1,327	1,897
ESF Homes in Which Diaries Were Placed	342	342	418
Total Homes in Which Diaries Were Placed	1,083	1,669	2,315
Listed Individuals Who Were Sent a Diary	1,544	2,869	4,121
ESF Individuals Who Were Sent a Diary	769	769	941
Total Individuals Who Were Sent a Diary	2,313	3,638	5,062
Listed Individuals Who Returned a Usable Diary (In-Tab)	691	1,456	2,118
ESF Individuals Who Returned a Usable Diary (In-Tab)	342	342	419
Total Individuals Who Returned a Usable Diary (In-Tab)	1,033	1,798	2,537
Sample Target	890		

Area of Dominant Influence

	Estimated Population	Est. Pop. % Tot. Pers. 12+	In-Tab Sample	% Unwgt. In-Tab Sample	% Wgt. In-Tab Sample
Men 18-24	128,200	9.0	100	5.6	9.0
Men 25-34	163,900	11.4	182	10.1	11.5
Men 35-44	123,500	8.6	166	9.2	8.6
Men 45-49	43,600	3.0	45	2.5	3.0
Men 50-54	35,600	2.5	54	3.0	2.5
Men 55-64	62,100	4.3	93	5.2	4.3
Men 65+	64,400	4.5	70	3.9	4.5
Men 18+	621,300	43.4	710	39.5	43.4
Women 18-24	108,800	7.6	111	6.2	7.6
Women 25-34	161,300	11.3	222	12.3	11.3
Women 35-44	128,400	9.0	184	10.2	9.0
Women 45-49	46,500	3.2	66	3.7	3.2
Women 50-54	39,200	2.7	71	3.9	2.7
Women 55-64	75,000	5.2	131	7.3	5.2
Women 65+	108,400	7.6	131	7.3	7.6
Women 18+	667,600	46.6	916	50.9	46.6
Persons 18+	1,288,900	90.0	1,626	90.4	90.0
Teens 12-17	142,800	10.0	172	9.6	10.0
Total Persons 12+	1,431,700		1,798		

Metro Persons Living in Group Quarters

	Est. Pop.	% Military	% College	% Other Group Quarters
Total Persons 12+	558,100	.0	5.1	1.6

These population estimates are based upon 1980 U.S. Bureau of the Census estimates updated and projected to January 1, 1988, by Market Statistics based on data from Sales Management's 1987 "Survey of Buying Power."

Facilities of Stations Listed in this Report

Station	AM - Power (Watts)		Frequency (AM in kHz)	Network Affiliation	City of License/ID	County	ST	National Representative
	FM - E.R.P. (Watts)	Day Night						
HOME TO ARBITRON RADIO METRO AREA								
*WAUG-AM	500		750	APR SMN	NEW HOPE	WAKE	NC	N/A
WAZZ-FM	3,000	3,000	103.9	MBS	FUQUAY-VARINA/RALGH	WAKE	NC	N/A
*WCHL-AM	5,000	1,000	1360	MBS	CHAPEL HILL	ORANGE	NC	SOUTHERN SPOT SALES INC
(S) WDCC-FM	100,000	100,000	105.1	ABC FM	DURHAM	DURHAM	NC	REPUBLIC RADIO INC.
(S) WDNC-AM	5,000	1,000	620	CBS	DURHAM/RALEIGH	DURHAM	NC	REPUBLIC RADIO INC.
(S) WDUR-AM	1,000	1,000	1490	ABC R	DURHAM	DURHAM	NC	EASTMAN RADIO, INC
(S) WFXC-FM	1,190	1,190	107.1	IND	DURHAM	DURHAM	NC	EASTMAN RADIO, INC
(S) WKIX-AM	10,000	5,000	850	US 2	RALEIGH	WAKE	NC	MCGAVREN GUILD
WLLC-AM	500	55	570	SBN	RALEIGH	WAKE	NC	MASLA RADIO
*WPJL-AM	1,000	1,000	1240	IND	RALEIGH	WAKE	NC	SOUTHERN SPOT SALES INC
(S) WPTF-AM	50,000	50,000	680	ABC I	NBC	RALEIGH/DURHAM	NC	MCGAVREN GUILD
(S) WQDR-FM	100,000	100,000	94.7	ABC E	IND	RALEIGH	NC	MCGAVREN GUILD
(S) WQOK-FM	100,000	100,000	97.5	IND	<SO BOSTON/RALEIGH>	HALIFAX	VA	HLLR, NWMRK, WCHLR AND HWRD
(S) WRAL-FM	100,000	100,000	101.5	IND	RALEIGH	WAKE	NC	KATZ RADIO
(S) WRDU-FM	100,000	100,000	106.1	SOURCE	<WILSON/RALEIGH>	WILSON	NC	MAJOR MARKET RADIO, INC
WSRC-AM	5,000		1410	NBN	DURHAM	DURHAM	NC	SAVALLI BROADCAST SALES
WTIK-AM	5,000	1,000	1310	MBS	DURHAM	DURHAM	NC	GOLDEN CRESCENT NETWORK
(S) WTRG-FM	100,000	100,000	100.7	IND	<RKY MOUNT/RALEIGH>	NASH	NC	BANNER RADIO
(S) WYLT-FM	98,000	98,000	96.1	IND	RALEIGH	WAKE	NC	MCGAVREN GUILD
WYRN-AM	500		1480	IND	LOUISBURG	FRANKLIN	NC	N/A
(S) WZZU-FM	100,000	100,000	93.9	IND	<BURLINGTON/RALEIGH>	ALAMANCE	NC	TORBET RADIO
OUTSIDE ARBITRON RADIO METRO AREA BUT HOME TO ADI-----								
+WDKS-FM	2,700	2,700	103.1	ABC FM SBN	<DUNN/FAYETTEVILLE>	HARNETT	NC	MASLA RADIO
+WFAI-AM	1,000	1,000	1230	MBS	FAYETTEVILLE	CUMBERLAND	NC	MCGAVREN GUILD
+WFMC-AM	1,000	94	730	US 1	GOLDSBORO	WAYNE	NC	CAROLINA SPOT SALES
+WFNC-AM	10,000	1,000	640	CBS	FAYETTEVILLE	CUMBERLAND	NC	EASTMAN RADIO, INC
+WGBR-AM	5,000	1,000	1150	ABC I	GOLDSBORO	WAYNE	NC	TN SPOT SALES
+WGTM-AM	5,000	5,000	590	UPI	WILSON	WILSON	NC	SOUTHERN SPOT SALES INC
+WHNC-AM	1,000		890	ABC E	HENDERSON	VANCE	NC	SOUTHERN SPOT SALES INC
+WIOZ-FM	3,000	3,000	107.1	MBS	SOUTHERN PINES	MOORE	NC	SOUTHERN SPOT SALES INC
+WKML-FM	100,000	100,000	95.7	IND	<LUMBERTON/FAYETVLE>	ROBESON	NC	MCGAVREN GUILD
+WKKN-FM	3,000	3,000	102.3	US 1	GOLDSBORO	WAYNE	NC	HLLR, NWMRK, WCHLR AND HWRD
+WPMT-FM	3,000	3,000	102.3	ABC C	ROANOKE RAPIDS	HALIFAX	NC	N/A
+WQSM-FM	100,000	100,000	98.1	IND	FAYETTEVILLE	CUMBERLAND	NC	EASTMAN RADIO, INC
+WRRZ-AM	1,000		880	ABC D	CLINTON	SAMPSON	NC	SOUTHERN SPOT SALES INC
+WRSV-FM	1,000	1,000	92.1	SBN	ROCKY MOUNT	NASH	NC	N/A
WZFX-FM	100,000	100,000	99.1	SBN	<WHITEVILLE/FAYETVLE>	COLUMBUS	NC	HLLR, NWMRK, WCHLR AND HWRD
OUTSIDE ARBITRON RADIO METRO AREA AND ADI-----								
+WDLX-FM	100,000	100,000	93.3	ABC FM	WASHINGTON	BEAUFORT	NC	KATZ RADIO
+WIKS-FM	100,000	100,000	101.9	MBS	NEW BERN	CRAVEN	NC	HLLR, NWMRK, WCHLR AND HWRD
WKRR-FM	100,000	100,000	92.3	IND	ASHEBORO/GREENSBORO	RANDOLPH	NC	REPUBLIC RADIO INC.
+WKTC-FM	100,000	100,000	104.3	IND	TARBORO	EDGECOMBE	NC	SOUTHERN SPOT SALES INC
+WMAG-FM	100,000	100,000	99.5	IND	HIGH POINT	GUILFORD	NC	MAJOR MARKET RADIO, INC
+WNCT-FM	100,000	100,000	107.9	US 2	ABC E	GREENVILLE	NC	KATZ RADIO
WPCM-FM	100,000	100,000	101.1	MBS	<BURLINGTON/GRNSBR>	ALAMANCE	NC	MASLA RADIO
+WRNS-FM	100,000	100,000	95.1	IND	KINSTON	LENOIR	NC	MCGAVREN GUILD

Footnote (*) Listed only in Metro and Total Survey Area (+) Listed only in Area of Dominant Influence (S) Station subscriber as of date of printing.
Symbols: < City of License/ID > indicates Metro status by virtue of station's chosen home City of Identification rather than by station's FCC authorized City of License. (See Paragraph 39 in the back of this report.)

Network Affiliations:
 ABC C/ABC Contemporary Radio Network CBS/CBS Radio Network SBN/Sheridan Broadcasting Network
 ABC D/ABC Direction Radio Network CNN/Cable News Network SMN/Satellite Music Network
 ABC E/ABC Entertainment Radio Network IND/(Denotes Independent Stations) Source/*NBC - The Source
 ABC FM/ABC Radio Network MBS/Mutual Broadcasting System Radio Network TRNSTAR/Transtar
 ABC I/ABC Information Radio Network NBC/National Broadcasting Company Radio Network UPI/United Press International Radio Network
 ABC R/ABC Rock Radio Network NBC T/NBC Talknet US1/United Stations Radio Networks, Inc.-1
 ABC T/ABC Talkradio NBN/National Black Network US2/United Stations Radio Networks, Inc.-2
 APR/Associated Press Radio Network RADRAD/CBS RadioRadio Network

The data above are the most current data available to Arbitron as of this survey period. (For explanation of reporting criteria, see Pars 36-39 in the back of this report.)

The COUNTY listing reflects the geographic location of the station's City of License which may, in some instances, be in a portion of a county defined by

Arbitron. Stations believed to have no National Representative information are indicated above by N/A or NONE as appropriate.

Metro Market Profile

The Arbitron Metro Market Profile section is designed to provide demographic and socio-economic characteristics, retail sales and consumer spending estimates, print media circulation and passenger car registration data for all the 1988 markets. This Market Profile section is provided to assist radio stations and advertisers in evaluating media opportunities.

For your convenience in obtaining additional information regarding the data contained on these pages, Arbitron has included the address and telephone number of each vendor or each supplier.

Arbitron has provided a definition of each Census data category. ClusterPlus grouping, Sales Data and Top Ten Employer Industry data have also received source and referencing notations.

Metro Area Lifestyle Profile by ClusterPlusSM Groups

Group	Description	National % Persons 12 +	Metro % Persons 12 +	Index of Concentration
G01	WELL EDUCATED, AFFLUENT, SUBURBAN PROFESSIONALS	7.37	11.87	161
G02	URBAN, UPSCALE, PROFESSIONALS, FEW CHILDREN	5.13	0.00	0
G03	YOUNGER, MOBILE, UPSCALE FAMILIES, CHILDREN, NEW HOMES	11.01	15.61	142
G04	YOUNG, MOBILE, ABOVE AVG INCOME, WHITE COLLAR WORKERS	18.00	14.44	80
G05	MIDDLE AGE, ABOVE AVG INCOME, WHITE COLLAR WORKERS	11.76	6.39	54
G06	YOUNGER, MOBILE, SINGLES, FEW CHILDREN, URBAN AREAS	12.05	26.87	223
G07	AVERAGE INCOME, BLUE COLLAR FAMILIES, RURAL AREAS	10.49	15.37	147
G08	OLDER, LOWER INCOME, RURAL AREAS, OLD HOMES	10.18	0.00	0
G09	DOWNSCALE, ETHNIC, URBAN APARTMENT AREAS, OLD HOUSING	6.58	5.04	77
G10	LESS EDUCATED, DOWNSCALE, RURAL, FAMILIES WITH CHILDREN	7.43	4.41	59

ClusterPlus is a service mark of Donnelley Information Services, 1351 Washington Boulevard, Stamford, Connecticut, 06902. The ClusterPlus lifestyle clusters are the property of Donnelley Marketing Information Services, a company of the Dun and Bradstreet Corporation, which has licensed their use to Arbitron.

ClusterPlusSM

ClusterPlus is a market segmentation system developed by Donnelley Market Information Services to profile a market or audience by lifestyles. Based on the 1980 Census, Donnelley has analyzed over 1600 demographic characteristics by ZIP code. Among the characteristics analyzed are value and type of housing, marital status, presence and ages of children in a household, ethnicity, urban-suburban-rural location, as well as age, sex, income, occupation and level of education. Donnelley updates its analysis annually. Every residential ZIP code in the US is assigned to the one cluster which best describes the lifestyle of the people who live there.

The result is 47 distinct lifestyle clusters, each of which describes a unique consumer group. These clusters are organized into ten major cluster groups with similar lifestyle characteristics. This geodemographic system provides a variety of new ways to describe your market and its radio audience, which could include specific analyses of listening data.

The ten ClusterPlus groups with their lifestyle descriptions are listed above. Each ClusterPlus group's concentration is shown as a percentage (persons 12+) of the National and this Metro's population. The INDEX OF CONCENTRATION compares the market's composition by each cluster group with the National concentration. An index of 100 would indicate that the market has the same percent concentration as the nation; an index of 200 means that the market's percent concentration is twice that of the nation.

Sales Data

Effective Buying Income, Total Retail Sales, Retail Expenditures and eleven categories of store sales have been compiled by Market Statistics and furnished to Arbitron. These data, based on Sales and Marketing Management's 1987 "Survey of Buying Power", are arranged according to Arbitron's Fall 1987 Metro definitions.

Metro Effective Buying Income

Effective Buying Income (EBI) (\$000)	\$8,476,044
Median Buying Income	\$27,927
EBI per Household	\$34,512

Metro Retail Sales Data (\$000)

Total Retail Sales	\$4,251,058
Retail Expenditures per Household (\$)	\$17,309
Food Stores	\$800,529
Supermarkets	\$776,995
Eating & Drinking Places	\$425,478
General Merchandise Stores	\$523,278
Department Stores	\$385,744
Apparel and Accessories Stores	\$229,311
Automotive Dealers	\$1,041,995
Building Materials & Hardware Stores	\$253,657
Drug Stores	\$172,512
Furniture and Appliance Stores	\$74,459
Radio, TV & Music Stores	\$22,901

Top Ten Employer Industries

The Top Ten Employer Industry Classifications are defined below by a Federal Government Census called STANDARD INDUSTRIAL CLASSIFICATION (SIC). SIC's are sorted by the primary activity of individual business establishments based on the 1985 County Business Pattern Reports of the U.S. Census.

Employer	# of Employees	% of Total
1) HEALTH SERVICES	20,811	8.0
2) BUSINESS SERVICES	19,608	7.5
3) EATING AND DRINKING PLAC	17,212	6.6
4) MACHINERY, EXCEPT ELECTR	12,379	4.7
5) ELECTRIC & ELECTRONIC EQ	12,015	4.6
6) EDUCATIONAL SERVICES	11,416	4.4
7) SPECIAL TRADE CONTRACTOR	11,363	4.4
8) WHOLESALE TRADE-DURABLE	9,765	3.7
9) FOOD STORES	7,733	3.0
10) MISCELLANEOUS RETAIL	7,376	2.8
TOTAL METRO EMPLOYEES	260,822	
TOP 10 TOTAL EMPLOYEES	129,678	49.7%

Metro Market Profile *(continued)*

Metro Census Data

Market Statistics has furnished Ethnic Populations, Household Data, Retail Sales and Employer Industries to Arbitron on a county level. Arbitron has accumulated this information to conform with 1987-88 Metro definitions. All data are based on 1980 Census data. Income by households, as well as Ethnic Population information, is updated to January 1, 1988, except where noted (see text below). For further information, contact: Market Statistics, 633 Third Avenue, New York, New York 10017, (212) 986-4800.

Ethnic Populations are reported for all Standard and Condensed Markets. Ethnic sampling procedures need not be in place. The percent for each demo is based on persons 12+.

Ethnic Population

	Blacks	%	Hispanics	%
PERSONS 12+	144,100	100.0	4,800	100.0
TEENS 12-17	16,100	11.2	600	12.5
MEN				
18-24	13,500	9.4	500	10.4
25-34	17,300	12.0	500	10.4
35-44	10,000	6.9	300	6.3
45-49	3,200	2.2	300	6.3
50-54	3,000	2.1	100	2.1
55-64	5,200	3.6	200	4.2
65+	6,100	4.2	100	2.1
WOMEN				
18-24	14,600	10.1	500	10.4
25-34	18,800	13.0	600	12.5
35-44	11,200	7.8	300	6.3
45-49	4,000	2.8	200	4.2
50-54	3,800	2.6	300	6.3
55-64	7,100	4.9	100	2.1
65+	10,200	7.1	200	4.2

Data has been adjusted to reflect geographically split counties. Details for each census category follow:

- Total Households** are based on 1980 Census data, updated to January 1, 1988.
- Income by Households** are grouped into eight discrete income categories. The income reported is disposable total household income or income after personal taxes, non-tax payment and personal contributions for Social Security are deducted. Total (1988) households are used in the percent calculations. Median income is shown for all Metro households, updated to 1988.

3. Value of Owner-Occupied Households are estimates of the number of owner occupied housing units falling into six household value groups. This census figure excludes condominiums, mobile homes, households located on 10 or more acres, households located on commercial property and two-household units sharing the same address. The median value for all owner occupied units in the Metro is shown.

4. Monthly Contract or Renter-Occupied Households are the number of rented housing units grouped into six monthly contract groups. This census excludes no-cash rental units. Median rent is shown for all rented units in this Metro.

5. Household Size categories are based on 1980 Census data, updated to January 1, 1988.

6. Seasonal Household is defined as a housing unit used or intended for use only during certain seasons of the year; they are not included in the total household base.

7. Education represents the education levels of all persons 25+.

8. Colleges and Universities are taken from the Fall 1985 survey of colleges and universities conducted by the National Center for Education Statistics. Only students enrolled in an accredited degree program are included in the enrollment figures. Percentages for the full-time enrollment are based on total enrollment.

9. Occupation data represent the number of persons 16+ that are employed in each of six occupation categories. A total of the six categories is shown. Percentages are based on total persons 16+ (1980 Census). Occupations included in each category are listed below:

Managerial/Executive, administrative and managerial occupations; professionals; specialty occupations.

Technical/Technicians and related support occupations, sales and administrative support positions, including clerical.

Service Worker/Private household occupations, protective service occupations and other services.

Farm Worker/Farming, forestry and fishing occupations.

Precision Production/Craft and repair occupations.

Operators/Machine operators, assemblers, inspectors, transportation and material moving occupations, handlers, equipment cleaners and laborers.

10. Farm Residents/estimate represents all persons living on a farm located in the Metro (1980 Census).

11. Transportation to Work information is based on estimated employed persons 16+. Percents are calculated on all persons 16+ (1980 Census).

12. Car Ownership by Household/Total (1988) households are distributed into one of four Car Ownership categories. Percentages are based on total 1988 households.

	Updated Census*	Metro %		Updated Census*	Metro %
1 ▶ Total Households	251,600	100.0	6 ▶ Seasonal Households	208	0.1
2 ▶ Income of Households			7 ▶ Education Persons 25+		
Under 10,000	37,993	15.1	Elementary 0-8 Grd	50,421	15.8
10,000-14,999	25,393	10.1	High-School 1-3 yr	48,603	15.2
15,000-19,999	26,665	10.6	High-School Grad	79,339	24.9
20,000-29,999	45,098	17.9	College 1-3 yr	55,705	17.5
30,000-39,999	38,006	15.1	College 4+	84,987	26.6
40,000-49,999	26,659	10.6	Total Persons 25+	319,055	100.0
50,000-74,999	37,116	14.8	8 ▶ Colleges & Universities*		
75,000+	14,670	5.8	Total Enrollment	16	
Median Income (\$)	\$27,927		Full Time Enrollment	79,370	100.0
3 ▶ Value of Owner-Occupied Households				59,919	75.5
Less than 30,000	20,568	10.3	9 ▶ Occupation		
30,000-49,999	26,100	13.1	Managerial	78,903	28.3
50,000-79,999	31,610	15.9	Technical	95,253	34.1
80,000-99,999	7,082	3.5	Service Worker	33,752	12.1
100,000-149,999	4,860	2.4	Farm Worker	4,913	1.8
150,000+	1,481	0.8	Precision Production	28,144	10.1
Median Value (\$)	\$49,400		Operators	38,007	13.6
4 ▶ Monthly Contract or Renter-Occupied Households			10 ▶ Farm Residents	10,068	
Less than \$150	25,464	12.7	11 ▶ Transportation to Work		
150-199	15,845	8.0	Public	8,596	3.1
200-299	24,828	12.4	Driving to Work	181,520	66.1
300-399	5,648	2.9	Car Pool	63,627	23.2
400-499	774	0.4	Other	20,818	7.6
500+	231	0.1	12 ▶ Car Ownership by Household		
Median Rent	\$184		0 Cars	23,000	9.1
5 ▶ Household Size			1 Car	85,200	33.9
1 Person	68,500	27.2	2 Cars	95,600	38.0
2 Persons	78,500	31.2	3+ Cars	47,800	19.0
3-4 Persons	84,500	33.6			
5+ Persons	20,100	8.0			

*except where noted (see text above)

Metro Market Profile

Newspaper and Magazine Circulation

Newspaper and magazine circulation data, as of November 1987, were obtained from the Audit Bureau of Circulations' Data Bank Service, 900 North Meacham Road, Schaumburg, Illinois 60195, (312) 885-0910, and is Copyright 1987, Audit Bureau of Circulations. Reprinted by permission. Copying or reprinting this information by others is prohibited.

Newspaper circulation figures represent approximate averages of paid circulation reported to and covered by the latest available Audit Report. Combined circulation for AM newspapers that publish updated editions throughout the day are reported under the AM Column, and are indicated with an asterisk (*) in the PM Column. Magazine figures are the latest paid circulation for a single issue.

Paper	AM Circ.	%	PM Circ.	%
DURHAM HERALD, SUN	34,863	15	19,839	9
RALEIGH NEWS AND OBSERVER, TIM	73,991	32	32,988	14

Magazine	Circulation	%	Magazine	Circulation	%
BET HO	24,634	10.7	COSMO	9,864	4.3
FAM CR	15,272	6.7	FARM J	630	.3
FORTNE	2,553	1.1	GOODHK	13,061	5.7
LHJ	14,970	6.5	MCCALL	16,833	7.3
NAT GE	27,793	12.1	NEWSWK	12,662	5.5
NW YKR	2,899	1.3	PENTHE	8,067	3.5
PEOPLE	7,634	3.3	PLAY B	16,921	7.4
R DGST	42,303	18.4	RED BK	11,768	5.1
17	5,373	2.3	SPORTI	12,743	5.6
TIME	19,128	8.3	TV GUI	37,425	16.3
USNEWS	8,156	3.6	VOGUE	3,340	1.5
WO DAY	9,331	4.1			

Passenger Car Registrations

The Metro Share of New Private Passenger Car Registration is supplied by the Motor Statistical Division of R. L. Polk and Co. Polk prepares monthly reports (actual counts) of new cars registered in each state. Fleet, other commercial or government registrations are not included. Figures shown are for the entire 1987 model year. Further automotive statistical information may be obtained from the Motor Statistical Division, R. L. Polk and Co., Polk Building, 431 Howard Street, Detroit, Michigan 48231, (313) 961-9470.

Manufacturer	1987 Model Year %
AMERICAN MOTORS CORPORATION	SEE PAGE 5B FOR INFORMATION
CHRYSLER CORPORATION	7.3
FORD MOTOR COMPANY	17.6
GENERAL MOTORS CORPORATION	29.0
OTHER	46.1
TOTAL	100.0

Metro Demographic Ratings Profile

	Persons				Men			Women		
	12+	12-24	25-54	35-64	12-24	25-54	35-64	12-24	25-54	35-64
MON-SUN 6AM-MID										
AQH	14.5	12.6	14.1	14.0	14.7	15.4	15.6	14.7	15.4	15.6
CUME	94.1	90.5	95.4	94.7	94.9	96.2	94.9	94.9	96.2	94.9
TSL	78	70	74	75	78	81	83	78	81	83
MON-FRI 6AM-10AM										
AQH	22.0	15.4	22.1	22.8	17.7	26.6	27.0	17.7	26.6	27.0
CUME	82.6	80.7	86.2	84.9	79.9	87.0	85.9	79.9	87.0	85.9
TSL	21	15	21	21	18	25	25	18	25	25
MON-FRI 10AM-3PM										
AQH	15.6	11.2	15.2	13.6	12.4	18.8	19.2	12.4	18.8	19.2
CUME	64.3	54.9	59.6	55.2	56.5	73.9	70.2	56.5	73.9	70.2
TSL	24	20	26	25	22	25	27	22	25	27
MON-FRI 3PM-7PM										
AQH	17.2	15.9	17.7	17.4	19.8	17.9	16.5	19.8	17.9	16.5
CUME	77.5	75.0	80.9	74.4	80.6	81.7	78.5	80.6	81.7	78.5
TSL	18	17	18	19	20	18	17	20	18	17
MON-FRI 7PM-MID										
AQH	9.0	14.5	7.7	7.7	13.1	6.3	6.8	13.1	6.3	6.8
CUME	54.9	66.8	54.1	46.5	68.6	52.7	46.9	68.6	52.7	46.9
TSL	16	22	14	16	19	12	15	19	12	15
WEEKEND 6AM-MID										
AQH	12.2	10.4	11.1	11.8	14.2	11.6	11.8	14.2	11.6	11.8
CUME	78.6	69.5	78.6	77.8	80.9	80.3	78.7	80.9	80.3	78.7
TSL	22	22	20	22	25	21	22	25	21	22

ARBITRON RATINGS

Notations

--	--	--	--

Policies and Procedures for Special Station Activities and Rating Distortion

The information appearing on these pages relating to Rating Distortion, Rating Bias and Extemporaneous Comments is furnished solely for the use of Arbitron clients in making their own evaluations of the audience estimates reported. Such activities or occurrences may or may not have had an effect on listening and/or the recording thereof. Arbitron makes no attempt to assess their impact. The information appearing on this page related to Rating Distortion Activities is based upon Arbitron's policy statement dated May 20, 1977, and Policies and Procedures releases of February 1978, December 1981 and January 1987.

Special Station Activities/Stations or other identified sources may initiate a complaint about a station's activities as they may relate to Arbitron's Special Station Activities (SSA) guidelines. All complaints must be in writing and addressed to: Special Station Activity Committee, Arbitron Radio, The Arbitron Building, Laurel, MD 20707. Arbitron will accept complaints up to the day after the final date of the survey.

a. Rating Distortion/Any action(s) conducted by a radio station which may result in manipulated or inflated audience estimates through diarykeeper bribery, breaches of diary security, promotional gimmicks or other forms of inducement. These activities include, but are not limited to, activities which might confuse diarykeepers and activities which Arbitron believes might (a) cause diarykeepers to falsify their listening record without causing a corresponding change in actual listening, (b) affect the way in which diarykeepers record or report their listening, or (c) encourage diarykeepers to use their diaries in any manner.

The following categories and examples are illustrative and are not all inclusive:

1. **Diary Manipulation** may involve a direct request to diarykeepers/survey participants for "your support when filling out a survey form" (diary, etc.), or the station "would appreciate your listing us along with your other favorite stations" or other similar statements encouraging the reporting of listening other than actual listening.
2. **Promotional Gimmicks** include, but are not limited to: contests which may look like a survey; contests which offer prizes based on amounts of listening recorded or claimed; attempts by a station to cause diarykeepers to lose their anonymity; promotional "time sheet" and/or "payroll" activities where winners are paid according to claimed listening; and promotions which might cause a diarykeeper to surrender a diary in trade for a prize or for cash; or any promotion in which participants are to use their diaries in any manner.
3. **Breaches of Diary Security** may take several forms such as: public or private appeals or offers to pay diarykeepers to either falsify reported listening or surrender live diaries.

Arbitron may delete from its reports, computer tapes or other peripheral products the audience estimates for stations that have engaged in Rating Distortion activities. When a station's audience estimates are deleted for Rating Distortion activities, a notice will appear on the cover of the Arbitron Radio Market Report and the station's activities will be noted on Page 5B. An appropriate note will be placed in all other applicable Arbitron services.

b. Rating Bias/Announcements or statements on-air, in print or other media which may interfere with and therefore bias the objectivity of the survey process. This interference includes activities which sensitize the public to (1) current or future Arbitron surveys, (2) Arbitron diaries, (3) "generic" radio listening surveys or (4) any part of the process of measuring radio listening. These activities are generally pre-planned, repeated or stylized promotional messages that alert, inform or request cooperation with radio audience measurement services, or refer to diary recording or reporting. These announcements may ask those participating in an audience survey to listen all day, to be cooperative, to be careful with their entries or to take special notice of call letters, a personality name, or any radio listening survey.

Rating Bias may also take the form of a contest or station research activity, if there is the potential to cause a survey participant to act atypically. "Write it down" promotions are not generally considered to be Rating Bias unless they specifically mention a survey or diary. A Special Contest is one which is demonstrated to be atypical in content and scope, and for which there is no precedent by that station or any station in that market area. Rating Bias *does not* include permissible sourcing of previous survey information in the form of permissible station advertising activities which note a station's actual performance in prior surveys, as permitted by contractual agreement with Arbitron.

For stations determined to have engaged in Rating Bias activities, Arbitron will: 1) place a cover notice on applicable reports, 2) place a note on Page 5B, 3) place the station's audience estimates at the bottom of each page below a distinguishing line, and 4) place a notice on our computer tapes and certain other peripheral services. Special Contest activities typically warrant a 5B note only.

c. Extemporaneous Comments/Any reference on the air or in print that mentions or alludes to a current or future Arbitron survey, diary(ies) or radio rating(s). As the name implies, these are "one-time-only", "unplanned", "slip of the tongue" or humorous comments.

Once a station's activity has been reviewed and determined to be an extemporaneous comment, Arbitron may take varying degrees of actions to identify the situation. Typically, the initial activity results in the station's call letters and a brief description of the activity being on Page 5B of the respective market report. Alternatively, depending on the content, context, or frequency of the activity, Arbitron may invoke the same policies as are used for Rating Bias or Rating Distortion violations.

General Information/With respect to Rating Distortion, Rating Bias and Extemporaneous Comments:

a. In the event that SSA activities occur in a Continuous Measurement Market (surveyed 48 weeks of the year), Arbitron's responsive actions will generally apply only to the survey in which the activity occurred. In all other markets, Arbitron will consider any SSA activity which occurs during the four weeks prior to the survey period or during the survey itself.

b. Arbitron reserves the right to use any available means to draw attention to any station activity which might affect the survey or its results even though such activity does not meet any of the specific criteria stated above.

c. To initiate an inquiry by the Special Station Activity Committee (SSAC), all complaints, inquiries or information must be in written form from an identified source (i.e., station, representative, agency, network or citizen) accompanied by evidence such as a newspaper clipping, air-check or direct mail advertisement. Anonymous information may be considered to initiate a review only if, in the opinion of the committee, the activity has the potential to be classified as Rating Distortion.

d. The initiation of a formal inquiry concerning a reported incident is solely within the discretion of the Arbitron Special Station Activity Committee or Executive Management.

e. A simulcast station which is cited for engaging in a special station activity also will cause its AM or FM counterpart to be so cited.

SURVEY ANNOUNCEMENTS

Relating to Survey Announcements/The National Association of Broadcasters (NAB) is "concerned with the effects of the practice, engaged by some stations of exhorting the public to cooperate with radio ratings surveys" in progress.

The Electronic Media Rating Council (EMRC) opposes "...any attempt by stations to exhort the public to cooperate with radio audience measurement services whether over the air or by any other means, and recommends to syndicated audience measurement services that the practice be discouraged because of its possible biasing effects." The EMRC has amended its minimum standards to define Survey Announcements as biasing.

The American Association of Advertising Agencies (AAAA) "...opposes any attempt in any medium to exhort the public to cooperate with any audience measurement survey by calling attention to such research by any means."

The Arbitron Radio Advisory Council has reiterated its "...continuing opposition to rating bias in the form of on-air survey announcements" and "off-air announcements that call attention to the scheduled survey dates or diary methodology. This opposition includes direct mail, newspapers, or... advertising."

FTC GUIDELINES

The FTC Guidelines Regarding Deceptive Claims of Broadcast Audience Coverage point out that radio stations "...should not engage in activities calculated to distort or inflate such data — for example, by conducting a special contest, or instituting unusual advertising or other promotional efforts designed to increase audiences only during the survey period."

It is the opinion of Arbitron that while many stations may engage in promotional activities during a survey period and may not be attempting to distort audiences, some stations may conduct their promotional activity for the specific purpose of biasing or distorting audience estimates during the rating period. Such activities could affect the behavior of survey participants, thereby changing audience estimates from what they would have been if no such activity had been conducted during the survey period.

Arbitron Radio urges all broadcasters not to engage in any of the above activities.

Special Notices and Station Activities

THE REPORT

METRO MARKET PROFILE/ Effective with the Fall 1987 Radio Market Reports, automotive registration data for American Motors Corporation will now be reported in combination with Chrysler Corporation. This change is a result of Chrysler's recent acquisition of American Motors Corporation.

THE MARKET

METRO DEFINITION/ The metro definition of this market conforms to the metro definition that was implemented by the U.S. Office of Management and Budget in June 1983.

Trend analyses may be affected by any change in definition. There are no changes in the metro definition for the reporting periods covered by the Metro Audience Trends section of this report.

THE SAMPLE

ESF SAMPLE/ Arbitron estimates the percent of Metro telephone households not listed in telephone directories used in selecting the sample to be:

Market	Percent
Raleigh-Durham	33.6

Metro Audience Trends *

PERSONS 12+

	MONDAY-SUNDAY 6AM-MID					MONDAY-FRIDAY 6AM-10AM				
	FALL 86	WINTER 87	SPRING 87	SUMMER 87	FALL 87	FALL 86	WINTER 87	SPRING 87	SUMMER 87	FALL 87
WAUG										
SHARE	**	**	**	**	.7	**	**	**	**	.2
AQH(00)	**	**	**	**	.6	**	**	**	**	.3
CUME RTG	**	**	**	**	1.2	**	**	**	**	.6
WAZZ										
SHARE	**	**	**	**	.5	**	**	**	**	.4
AQH(00)	**	**	**	**	.4	**	**	**	**	.5
CUME RTG	**	**	**	**	1.4	**	**	**	**	.8
WCHL										
SHARE	.3	.8	.6	**	.5	.8	1.3	1.8	**	.4
AQH(00)	3	7	5	**	4	10	18	22	**	5
CUME RTG	2.0	4.5	2.4	**	3.1	1.1	2.5	2.2	**	1.0
WDCG										
SHARE	5.4	5.8	7.4	7.8	6.7	4.6	6.3	7.0	6.5	7.3
AQH(00)	46	53	63	68	54	60	85	88	79	89
CUME RTG	19.1	20.7	19.9	22.1	19.2	9.4	11.5	11.1	11.3	12.1
WDNC										
SHARE	3.3	3.8	2.6	2.3	3.3	3.5	4.3	2.4	2.2	3.1
AQH(00)	28	35	22	20	27	46	58	30	27	38
CUME RTG	7.4	9.4	7.3	6.7	8.2	4.3	5.6	3.2	3.3	3.7
WDUR										
SHARE	2.1	2.9	4.7	2.6	3.2	2.0	2.7	3.8	3.0	4.0
AQH(00)	18	26	40	23	26	26	36	48	36	49
CUME RTG	4.7	5.5	5.8	4.4	4.0	2.4	3.3	3.0	2.4	2.6
WFXC										
SHARE	9.8	9.3	6.1	4.0	3.1	8.1	7.4	4.7	2.6	2.0
AQH(00)	84	85	52	35	25	107	99	59	32	25
CUME RTG	13.9	15.9	15.6	12.0	9.5	9.6	9.4	7.8	5.7	4.5
WKIX										
SHARE	3.4	1.6	3.2	1.8	1.0	3.7	1.6	2.9	2.2	1.3
AQH(00)	29	15	27	16	8	48	21	36	26	16
CUME RTG	8.2	6.2	8.3	6.7	4.6	4.6	3.1	5.0	2.9	2.6
WLLE										
SHARE	2.1	4.7	2.8	3.3	2.5	1.0	2.5	3.0	3.6	1.6
AQH(00)	18	43	24	29	20	13	34	37	43	20
CUME RTG	3.7	6.4	4.9	6.1	5.8	1.9	2.7	2.4	3.6	2.7
WPJL										
SHARE	1.5	1.0	.4	1.0	.6	1.5	1.0	.6	1.0	1.0
AQH(00)	13	9	3	9	5	20	14	7	12	12
CUME RTG	2.9	2.7	2.4	3.3	3.0	1.9	1.4	1.0	1.7	1.7
WPTF										
SHARE	10.0	9.1	9.0	8.1	8.9	14.0	13.0	12.6	10.9	11.4
AQH(00)	86	83	76	71	72	184	175	158	132	140
CUME RTG	20.2	21.7	16.4	17.0	16.3	13.4	14.7	11.6	11.8	10.7
WQDR										
SHARE	5.5	7.3	8.1	8.2	9.1	5.9	7.7	8.1	7.9	10.3
AQH(00)	47	67	69	72	74	78	103	102	95	126
CUME RTG	13.2	15.8	14.1	14.3	17.3	7.3	8.8	8.1	8.6	10.8
WQOK										
SHARE	**	**	**	7.3	7.4	**	**	**	5.4	6.1
AQH(00)	**	**	**	64	60	**	**	**	65	75
CUME RTG	**	**	**	12.4	10.6	**	**	**	7.6	7.2
WRAL										
SHARE	11.5	8.9	7.7	7.9	9.9	11.8	11.1	10.5	10.0	12.8
AQH(00)	99	81	65	69	80	155	149	132	121	157
CUME RTG	23.9	24.3	20.6	21.1	22.4	14.1	16.3	12.4	12.7	14.7
WRDU										
SHARE	5.2	7.2	7.9	10.9	6.5	5.8	7.1	8.1	10.6	5.4
AQH(00)	45	66	67	96	53	76	95	102	128	66
CUME RTG	14.5	16.5	16.1	19.8	14.9	9.1	10.4	9.9	13.4	9.6
WSRC										
SHARE	.7	1.6	1.2	1.3	1.8	.5	.4	.9	.3	1.3
AQH(00)	6	15	10	11	15	6	6	11	4	16
CUME RTG	1.7	3.3	1.4	2.0	3.9	.4	.4	1.0	.8	1.8
WTIK										
SHARE	1.3	.9	**	.7	2.2	1.9	1.3	**	1.4	2.7
AQH(00)	11	8	**	6	18	25	17	**	17	33
CUME RTG	2.1	2.5	**	1.7	2.5	1.4	1.2	**	.8	1.6
WTRG										
SHARE	6.2	4.6	4.5	3.3	3.7	5.5	3.9	4.2	3.5	3.0
AQH(00)	53	42	38	29	30	72	53	52	42	37
CUME RTG	16.5	14.3	11.3	11.6	13.8	8.2	7.8	6.5	6.6	6.2
WYLT										
SHARE	5.9	4.6	5.9	4.1	6.3	5.9	4.3	4.8	4.7	5.5
AQH(00)	51	42	50	36	51	78	58	60	57	68
CUME RTG	14.7	13.8	11.4	12.5	14.0	9.0	7.2	6.0	7.2	7.6
WYRN										
SHARE	**	1.6	**	**	1.6	**	1.3	**	**	1.8
AQH(00)	**	15	**	**	13	**	17	**	**	22
CUME RTG	**	1.3	**	**	1.4	**	1.3	**	**	1.1
WZZU										
SHARE	5.5	5.0	5.4	5.2	4.1	6.2	6.9	6.3	5.7	4.3
AQH(00)	47	46	46	46	33	82	93	79	69	53
CUME RTG	16.2	17.1	14.7	16.1	13.5	10.6	11.6	9.7	8.9	8.6

Footnote Symbols: * * Station(s) not reported this survey. + Station(s) reported with different call letters in prior surveys - see Page 5B.

ARBITRON RATINGS

Metro Audience Trends*

PERSONS 12+

Metro Audience Trends

	MONDAY-SUNDAY 6AM-MID					MONDAY-FRIDAY 6AM-10AM				
	FALL 86	WINTER 87	SPRING 87	SUMMER 87	FALL 87	FALL 86	WINTER 87	SPRING 87	SUMMER 87	FALL 87
WZFX										
SHARE	.3	**	.5	**	.6	.1	**	.2	**	.3
AQH(00)	3	**	4	**	5	1	**	2	**	4
CUME RTG	1.9	**	1.7	**	2.1	.3	**	.7	**	.8
WKRR										
SHARE	1.0	1.0	1.4	.3	.7	.6	.6	.9	.2	.7
AQH(00)	9	9	12	3	6	6	8	11	3	8
CUME RTG	4.4	3.2	3.0	3.1	2.3	1.7	1.7	2.0	1.4	.9
WPCM										
SHARE	1.2	1.0	1.4	1.3	.7	1.4	1.0	1.0	1.1	.5
AQH(00)	10	9	12	11	6	18	14	12	13	6
CUME RTG	3.1	3.7	3.6	4.4	3.4	1.7	2.0	1.7	2.6	1.3
TOTALS										
AQH RTG	15.7	16.7	15.6	16.1	14.5	24.1	24.7	23.0	22.2	22.0
AQH(00)	858	912	849	877	812	1314	1346	1252	1208	1226
CUME RTG	94.8	96.7	93.6	94.5	94.1	84.2	87.9	82.2	82.6	82.6

Footnote Symbols: ** Station(s) not reported this survey. + Station(s) reported with different call letters in prior surveys - see Page 5B.

ARBITRON RATINGS

Metro Audience Trends*

PERSONS 12+

	MONDAY-FRIDAY 10AM-3PM					MONDAY-FRIDAY 3PM-7PM				
	FALL 86	WINTER 87	SPRING 87	SUMMER 87	FALL 87	FALL 86	WINTER 87	SPRING 87	SUMMER 87	FALL 87
WAUG										
SHARE	**	**	**	**	.7	**	**	**	**	1.0
AQH(00)	**	**	**	**	.6	**	**	**	**	1.0
CUME RTG	**	**	**	**	.6	**	**	**	**	.7
WAZZ										
SHARE	**	**	**	**	.6	**	**	**	**	1.0
AQH(00)	**	**	**	**	.5	**	**	**	**	1.0
CUME RTG	**	**	**	**	.7	**	**	**	**	1.2
WCHL										
SHARE	.3	.4		**	.2	.4	.9	.3	**	.3
AQH(00)	3	4		**	2	4	9	3	**	3
CUME RTG	.3	.9	.4	**	.6	.5	1.5	1.1	**	1.5
WDCG										
SHARE	4.8	5.2	5.8	9.0	5.6	5.5	6.6	9.0	9.3	6.8
AQH(00)	44	50	55	100	49	54	66	88	95	65
CUME RTG	6.7	8.0	8.7	10.1	7.0	10.7	12.0	12.1	14.1	11.2
WDNC										
SHARE	3.8	3.9	2.4	1.7	2.5	3.5	3.2	1.6	1.6	2.8
AQH(00)	35	38	23	19	22	34	32	16	16	27
CUME RTG	3.0	3.9	3.8	2.6	2.7	3.5	3.9	1.8	2.6	3.3
WDUR										
SHARE	3.4	3.1	5.3	3.6	3.6	1.4	2.4	3.7	1.3	2.2
AQH(00)	31	30	50	40	31	14	24	36	13	21
CUME RTG	1.9	2.2	2.5	2.4	2.2	1.2	2.3	2.3	.8	1.4
WFXC										
SHARE	6.0	3.4	5.8	3.4	1.7	9.4	11.0	4.4	5.0	3.4
AQH(00)	55	33	55	38	15	92	111	43	51	33
CUME RTG	5.6	6.3	8.1	5.8	2.7	8.3	11.4	8.3	6.5	4.9
WKIX										
SHARE	5.6	2.2	3.8	2.6	1.3	3.8	1.8	4.0	2.1	1.2
AQH(00)	51	21	36	29	11	37	18	39	22	12
CUME RTG	3.6	3.2	4.2	3.3	2.0	4.8	2.7	4.9	3.6	2.4
WLLE										
SHARE	2.3	5.1	2.4	3.2	4.4	.9	2.3	.6	1.0	.5
AQH(00)	21	49	23	36	38	9	23	6	10	5
CUME RTG	1.5	3.9	1.7	2.8	3.2	.6	1.2	1.2	1.2	1.2
WPJL										
SHARE	2.2	1.4	.6	1.4	.7	2.2	1.3	.9	.8	.9
AQH(00)	20	14	6	15	6	22	13	9	8	9
CUME RTG	1.6	1.9	1.1	2.0	1.3	2.0	1.8	1.5	1.2	1.3
WPTF										
SHARE	9.7	9.6	8.0	7.7	8.3	7.2	7.4	8.7	6.3	7.3
AQH(00)	89	93	76	86	72	71	75	85	65	70
CUME RTG	9.0	10.5	8.4	8.7	8.3	9.9	9.9	8.8	8.4	7.9
WQDR										
SHARE	5.1	9.3	9.1	7.8	9.2	5.6	7.7	8.2	8.6	9.9
AQH(00)	47	90	86	87	80	55	78	80	88	95
CUME RTG	5.7	7.4	8.3	7.3	8.8	7.1	8.8	8.1	8.3	10.3
WQOK										
SHARE	**	**	**	6.3	6.8	**	**	**	7.2	7.4
AQH(00)	**	**	**	7.0	5.9	**	**	**	7.4	7.1
CUME RTG	**	**	**	7.9	6.2	**	**	**	8.8	6.8
WRAL										
SHARE	14.4	10.4	7.8	9.3	11.7	12.0	8.8	7.4	8.5	8.5
AQH(00)	132	101	74	103	102	118	89	72	87	82
CUME RTG	10.5	9.6	8.7	10.2	10.2	13.4	12.7	10.4	12.5	11.2
WRDU										
SHARE	4.5	8.9	8.4	11.5	5.5	6.1	8.7	8.3	11.7	8.1
AQH(00)	41	86	79	128	48	60	88	81	120	78
CUME RTG	6.8	8.8	8.8	11.0	7.4	8.9	10.3	9.9	13.6	10.5
WSRC										
SHARE	.5	2.9	.8	1.3	1.0	.1	.1	.1	1.6	1.4
AQH(00)	5	28	8	14	9	1	1	1	16	13
CUME RTG	.8	2.2	.7	.9	1.6	.1	.2	.3	.9	1.1
WTIK										
SHARE	1.9	1.1	**	.6	1.8	1.4	.8	**	.4	2.1
AQH(00)	17	11	**	7	16	14	8	**	4	20
CUME RTG	1.0	.7	**	.3	.9	1.2	.8	**	.6	.9
WTRG										
SHARE	6.3	5.6	6.3	3.7	3.1	7.3	4.7	4.3	3.9	4.7
AQH(00)	58	54	60	41	27	72	47	42	40	45
CUME RTG	7.0	6.3	6.1	6.0	6.2	10.5	7.7	6.5	7.4	9.0
WYLT										
SHARE	7.4	6.3	8.4	5.1	10.1	6.5	5.4	6.8	5.0	7.2
AQH(00)	68	61	79	57	88	64	54	66	51	69
CUME RTG	6.8	6.6	5.2	5.5	7.2	8.3	7.4	7.2	6.7	7.9
WYRN										
SHARE	**	1.3	**	**	1.1	**	1.4	**	**	1.1
AQH(00)	**	13	**	**	10	**	14	**	**	11
CUME RTG	**	.8	**	**	.6	**	.8	**	**	.5
WZZU										
SHARE	3.7	3.7	3.7	4.1	2.8	5.2	5.9	5.5	4.3	4.3
AQH(00)	34	36	35	46	24	51	59	54	44	41
CUME RTG	5.2	7.3	5.4	6.9	5.3	8.9	9.3	8.6	8.4	7.0

Footnote Symbols: ** Station(s) not reported this survey. + Station(s) reported with different call letters in prior surveys - see Page 5B.

ARBITRON RATINGS

Metro Audience Trends *

PERSONS 12+

	MONDAY-FRIDAY 10AM-3PM					MONDAY-FRIDAY 3PM-7PM				
	FALL 86	WINTER 87	SPRING 87	SUMMER 87	FALL 87	FALL 86	WINTER 87	SPRING 87	SUMMER 87	FALL 87
WZFX										
SHARE	.2	**	.1	**	.7	.6	**	.3	**	.3
AQH(00)	2	**	1	**	6	6	**	3	**	3
CUME RTG	.2	**	.4	**	.9	.8	**	.7	**	.8
WKRR										
SHARE	.9	.8	1.8	.3	.7	.9	1.1	2.0	.3	.8
AQH(00)	8	8	17	3	6	9	11	19	3	8
CUME RTG	1.7	1.4	1.4	1.5	.6	2.0	1.7	1.8	1.2	1.0
WPCM										
SHARE	1.0	.9	1.2	.5	1.0	1.3	1.0	2.0	1.2	1.0
AQH(00)	9	9	11	6	9	13	10	19	12	10
CUME RTG	1.5	1.8	1.4	1.2	1.3	1.5	2.3	2.1	1.9	1.8
TOTALS										
AQH RTG	16.8	17.8	17.4	20.4	15.6	18.0	18.5	17.8	18.8	17.2
AQH(00)	914	968	946	1111	870	982	1007	973	1027	961
CUME RTG	61.4	68.7	67.3	70.4	64.3	77.0	81.6	76.5	79.3	77.5

Footnote Symbols: ** Station(s) not reported this survey. + Station(s) reported with different call letters in prior surveys - see Page 5B.

ARBITRON RATINGS

Metro Audience Trends *

PERSONS 12+

	MONDAY-FRIDAY 7PM-MID					WEEKEND 6AM-MID				
	FALL 86	WINTER 87	SPRING 87	SUMMER 87	FALL 87	FALL 86	WINTER 87	SPRING 87	SUMMER 87	FALL 87
WAUG										
SHARE	**	**	**	**	1.2	**	**	**	**	.4
AQH(00)	**	**	**	**	.6	**	**	**	**	.3
CUME RTG	**	**	**	**	.2	**	**	**	**	.6
WAZZ										
SHARE	**	**	**	**	.2	**	**	**	**	.9
AQH(00)	**	**	**	**	.1	**	**	**	**	.6
CUME RTG	**	**	**	**	.2	**	**	**	**	.9
WCHL										
SHARE		.2	.8	**	.6	.7	.5	.4	**	.7
AQH(00)		.1	.4	**	.3	.5	.4	.3	**	.5
CUME RTG		1.4	.5	**	1.0	1.3	1.8	.7	**	1.8
WDCG										
SHARE	8.4	9.0	10.1	7.6	9.4	4.9	5.6	7.5	6.8	5.4
AQH(00)	44	50	50	39	47	37	44	56	48	37
CUME RTG	7.5	8.5	8.2	7.8	8.8	10.0	11.2	11.4	12.7	9.2
WDNC										
SHARE	1.7	5.1	3.4	4.1	3.4	2.7	3.4	2.9	2.5	4.1
AQH(00)	.9	28	17	21	17	20	27	22	18	28
CUME RTG	1.9	3.7	2.9	3.0	2.4	4.1	5.1	4.6	4.1	5.6
WDUR										
SHARE	1.3	1.6	4.6	1.2	2.4	3.1	3.6	5.9	3.4	3.1
AQH(00)	.7	.9	23	.6	12	23	28	44	24	21
CUME RTG	1.1	.9	2.0	1.4	1.1	4.0	4.1	4.8	3.1	3.5
WFXC										
SHARE	19.9	17.5	10.9	6.8	4.2	10.1	11.3	6.4	3.8	4.8
AQH(00)	104	97	54	35	21	76	89	48	27	33
CUME RTG	10.2	8.7	7.3	5.6	4.0	9.8	11.1	10.2	6.9	5.4
WKIX										
SHARE	1.1	.7	1.4	.8	1.0	1.9	1.6	2.7	1.8	.4
AQH(00)	.6	.4	.7	.4	.5	14	13	20	13	.3
CUME RTG	1.8	1.8	1.2	1.4	1.4	3.9	3.4	3.2	2.7	1.3
WLLE										
SHARE				2.9	1.0	2.5	6.2	3.3	4.9	5.0
AQH(00)				15	5	19	49	25	35	34
CUME RTG				.8	.4	2.7	4.9	3.4	4.3	4.6
WPJL										
SHARE	.6	.4	.4	.6	.2	.7	.3	.4	1.6	.1
AQH(00)	.3	.2	.2	.3	.1	.5	.2	.3	1.1	.1
CUME RTG	.9	1.1	.1	.6	.3	1.8	.9	.9	1.3	.9
WPTF										
SHARE	8.0	7.2	8.9	8.6	9.2	8.8	7.5	6.7	7.3	7.5
AQH(00)	42	40	44	44	46	66	59	50	52	51
CUME RTG	5.5	6.8	5.4	5.7	5.5	12.7	13.0	8.7	9.3	9.8
WQDR										
SHARE	4.6	6.0	4.6	8.0	6.4	5.9	6.6	8.9	8.2	8.2
AQH(00)	24	33	23	41	32	44	52	67	58	56
CUME RTG	4.3	6.1	4.8	5.4	5.9	8.4	10.2	10.0	8.7	11.3
WQOK										
SHARE	**	**	**	9.5	11.8	**	**	**	8.6	6.6
AQH(00)	**	**	**	49	59	**	**	**	61	45
CUME RTG	**	**	**	7.7	7.0	**	**	**	7.8	6.6
WRAL										
SHARE	6.5	5.4	5.9	4.1	6.8	10.3	6.9	5.9	5.6	7.6
AQH(00)	34	30	29	21	34	77	54	44	40	52
CUME RTG	7.6	6.4	5.3	6.0	6.2	14.0	12.9	10.6	9.5	12.1
WRDU										
SHARE	5.7	7.2	6.7	9.3	10.0	4.8	4.7	7.7	10.3	6.3
AQH(00)	30	40	33	48	50	36	37	58	73	43
CUME RTG	6.3	7.5	6.4	9.0	7.5	8.3	8.6	9.9	12.1	9.2
WSRC										
SHARE				1.9		1.9	2.7	2.7	1.6	2.9
AQH(00)				10		14	21	20	11	20
CUME RTG				.4		1.5	2.5	1.2	1.4	2.9
WTIK										
SHARE	.2	.5	**	.8	2.2	.8	.9	**	.4	1.9
AQH(00)	.1	.3	**	.4	11	.6	.7	**	.3	13
CUME RTG	.5	.3	**	.6	.9	1.3	1.1	**	1.0	1.5
WTRG										
SHARE	5.4	6.0	1.6	1.9	3.6	6.4	4.1	3.9	3.4	4.0
AQH(00)	28	33	8	10	18	48	32	29	24	27
CUME RTG	6.4	4.7	3.3	3.3	4.5	10.2	6.9	6.3	6.6	7.2
WYLT										
SHARE	4.0	4.5	5.1	1.6	2.6	5.3	3.8	4.0	2.3	4.8
AQH(00)	21	25	25	8	13	40	30	30	16	33
CUME RTG	5.1	5.0	3.4	3.7	3.2	8.1	7.2	6.1	6.5	7.3
WYRN										
SHARE	**	**	**	**	**	**	1.3	**	**	1.3
AQH(00)	**	**	**	**	**	**	10	**	**	.9
CUME RTG	**	**	**	**	**	**	.5	**	**	.8
WZZU										
SHARE	7.9	4.2	6.5	7.2	5.2	4.5	4.7	4.8	5.1	3.7
AQH(00)	41	23	32	37	26	34	37	36	36	25
CUME RTG	7.0	5.6	5.5	6.0	5.4	8.0	8.7	7.6	9.1	6.6

Footnote Symbols: ** Station(s) not reported this survey. + Station(s) reported with different call letters in prior surveys - see Page 5B.

ARBITRON RATINGS

Metro Audience Trends *

PERSONS 12+

	MONDAY-FRIDAY 7PM-MID					WEEKEND 6AM-MID				
	FALL 86	WINTER 87	SPRING 87	SUMMER 87	FALL 87	FALL 86	WINTER 87	SPRING 87	SUMMER 87	FALL 87
WZFX										
SHARE	1.5	**	1.0	**	1.2	.5	**	.5	**	1.0
AQH(00)	8	**	5	**	6	4	**	4	**	7
CUME RTG	.7	**	.9	**	1.5	.9	**	1.1	**	1.5
WKRR										
SHARE	1.5	2.0	1.0	1.0	1.2	2.0	1.5	1.2	.3	1.0
AQH(00)	8	11	5	5	6	15	12	9	2	7
CUME RTG	1.8	1.6	1.6	.8	1.0	2.5	2.3	1.8	1.2	1.4
WPCM										
SHARE	1.5	.9	.8	2.5	.8	1.3	1.3	1.6	1.7	1.0
AQH(00)	8	5	4	13	4	10	10	12	12	7
CUME RTG	.9	.9	1.3	1.3	1.3	2.0	2.4	2.3	2.4	2.3
TOTALS										
AQH RTG	9.6	10.1	9.1	9.4	9.0	13.7	14.5	13.8	13.0	12.2
AQH(00)	522	553	495	514	502	749	788	751	709	681
CUME RTG	59.8	61.3	55.5	59.0	54.9	82.4	84.5	78.2	79.7	78.6

Footnote Symbols: * Station(s) not reported this survey. + Station(s) reported with different call letters in prior surveys - see Page 5B.

ARBITRON RATINGS

Metro Audience Trends*

PERSONS 18-34

	MONDAY-SUNDAY 6AM-MID				MONDAY-FRIDAY 6AM-10AM					
	FALL 86	WINTER 87	SPRING 87	SUMMER 87	FALL 87	FALL 86	WINTER 87	SPRING 87	SUMMER 87	FALL 87
WAUG										
SHARE	**	**	**	**	.6	**	**	**	**	.4
AQH(00)	**	**	**	**	.2	**	**	**	**	.2
CUME RTG	**	**	**	**	1.4	**	**	**	**	1.0
WAZZ										
SHARE	**	**	**	**		**	**	**	**	
AQH(00)	**	**	**	**		**	**	**	**	
CUME RTG	**	**	**	**	.5	**	**	**	**	
WCHL										
SHARE	.3		.3	**	.6	.6	.5	.2	**	.4
AQH(00)	1		1	**	2	3	3	1	**	2
CUME RTG	1.5	2.6	1.1	**	2.5	1.1	1.7	1.1	**	.5
WDCG										
SHARE	6.6	8.7	9.5	10.7	8.5	6.6	9.0	11.5	11.5	8.9
AQH(00)	24	35	37	45	29	34	51	61	63	44
CUME RTG	27.3	30.9	28.3	29.2	28.0	14.6	16.0	16.5	18.0	15.7
WDNC										
SHARE	.5	1.0	.3	.5	.6	.2	.4	.2	.4	1.0
AQH(00)	2	4	1	2	2	1	2	1	2	5
CUME RTG	2.5	3.8	3.0	2.9	1.9	1.2	.9	.6	1.7	.9
WDUR										
SHARE	2.2	3.0	5.9	1.2	.6	1.7	2.6	5.6	1.6	.8
AQH(00)	8	12	23	5	2	9	15	30	9	4
CUME RTG	5.3	5.1	7.6	2.4	3.5	2.2	2.9	2.9	1.8	1.2
WFXC										
SHARE	12.9	11.0	10.3	4.0	5.0	11.4	9.2	9.2	3.5	3.2
AQH(00)	47	44	40	17	17	59	52	49	19	16
CUME RTG	19.2	20.3	24.1	14.4	14.1	12.2	12.6	13.8	8.5	6.5
WKIX										
SHARE	4.7	1.7	2.8	1.0	1.2	4.6	1.6	3.2	.9	1.6
AQH(00)	17	7	11	4	4	24	9	17	5	8
CUME RTG	7.9	5.0	6.2	4.2	4.6	4.6	3.1	3.8	1.4	2.8
WLLE										
SHARE	1.1	1.7	1.8	2.1	2.0	1.2	1.1	2.1	2.2	1.4
AQH(00)	4	7	7	9	7	6	6	11	12	7
CUME RTG	2.7	5.7	4.4	6.5	5.9	1.6	2.0	2.4	4.2	2.9
WPJL										
SHARE	2.5	.7		1.4	.3	2.7	1.6	.4	1.5	.4
AQH(00)	9	3		6	1	14	9	2	8	2
CUME RTG	4.3	3.2	1.8	2.2	1.8	2.9	2.3	1.0	1.5	1.0
WPTF										
SHARE	1.4	1.5	1.3	1.7	3.8	.8	2.3	1.1	1.1	3.4
AQH(00)	5	6	5	7	13	4	13	6	6	17
CUME RTG	8.5	8.8	4.9	5.9	9.2	2.4	4.3	2.6	2.5	3.6
WQDR										
SHARE	3.6	5.5	7.2	6.7	8.5	3.9	5.8	6.2	8.1	9.5
AQH(00)	13	22	28	28	29	20	33	33	44	47
CUME RTG	11.6	14.5	13.4	13.5	17.5	5.3	7.2	7.3	8.2	11.6
WQOK										
SHARE	**	**	**	11.2	12.0	**	**	**	8.4	11.2
AQH(00)	**	**	**	4.7	4.1	**	**	**	4.6	5.5
CUME RTG	**	**	**	20.5	15.6	**	**	**	13.5	11.4
WRAL										
SHARE	13.5	10.2	8.5	6.4	9.9	13.7	11.8	12.2	9.2	12.2
AQH(00)	49	41	33	27	34	71	67	65	50	60
CUME RTG	30.0	30.5	25.3	23.3	27.4	17.2	19.4	14.5	14.6	17.6
WRDU										
SHARE	9.3	14.7	12.6	18.8	12.5	11.8	14.5	12.8	18.9	11.6
AQH(00)	34	59	49	79	43	61	82	68	103	57
CUME RTG	25.8	29.0	27.9	35.3	28.0	16.7	19.0	16.2	24.6	19.1
WSRC										
SHARE		.5	.8		.3	.2	.5	.9		.4
AQH(00)		2	3		1	1	3	5		2
CUME RTG	.4	1.2	.8	.6	1.3	.2	.2	.5	.1	.7
WTIK										
SHARE	.3		**	.5	1.5	.6		**	.5	2.0
AQH(00)	1		**	2	5	3		**	3	10
CUME RTG	.7	.3	**	.6	1.4	.7		**	.3	1.2
WTRG										
SHARE	11.0	8.2	7.5	4.5	6.1	9.7	6.9	7.0	4.6	5.9
AQH(00)	40	33	29	19	21	50	39	37	25	29
CUME RTG	26.1	23.8	19.1	17.0	23.3	13.7	13.3	10.8	9.6	11.2
WYLT										
SHARE	4.1	4.0	4.1	2.9	4.7	4.1	3.7	3.0	2.7	4.1
AQH(00)	15	16	16	12	16	21	21	16	15	20
CUME RTG	12.2	13.0	10.3	12.3	13.0	6.8	6.7	5.7	5.7	6.5
WYRN										
SHARE	**	.2	**	**	.3	**	.4	**	**	.2
AQH(00)	**	1	**	**	1	**	2	**	**	1
CUME RTG	**	.5	**	**	1.1	**	.5	**	**	.5
WZZU										
SHARE	7.1	6.7	5.9	6.2	4.4	8.5	10.4	8.9	8.1	5.9
AQH(00)	26	27	23	26	15	44	59	47	44	29
CUME RTG	20.9	24.4	21.4	22.9	18.6	13.6	16.7	14.0	13.9	11.0

Footnote Symbols: ** Station(s) not reported this survey. + Station(s) reported with different call letters in prior surveys - see Page 5B.

ARBITRON RATINGS

Metro Audience Trends *

PERSONS 18-34

	MONDAY-SUNDAY 6AM-MID					MONDAY-FRIDAY 6AM-10AM				
	FALL 86	WINTER 87	SPRING 87	SUMMER 87	FALL 87	FALL 86	WINTER 87	SPRING 87	SUMMER 87	FALL 87
WZFX										
SHARE	.3	**	.5	**	.9	.2	**		**	.6
AQH(00)	1	**	2	**	3	1	**		**	3
CUME RTG	2.4	**	1.7	**	3.1	.2	**	.6	**	1.3
WKRR										
SHARE	1.1	2.0	1.5	.7	1.7	.2	1.2	1.3	.5	1.4
AQH(00)	4	8	6	3	6	1	7	7	3	7
CUME RTG	7.1	5.6	5.0	5.6	3.8	2.5	3.6	3.1	2.7	1.8
WPCM										
SHARE		.2	.5	1.2	.6	.2	.4	.4	.7	.4
AQH(00)		1	2	5	2	1	2	2	4	2
CUME RTG	1.4	2.5	2.1	4.6	3.4	.4	1.4	1.1	2.6	1.3
TOTALS										
AQH RTG	15.6	17.1	16.6	17.9	14.4	22.1	24.2	22.7	23.3	20.7
AQH(00)	364	401	388	420	343	517	567	531	546	493
CUME RTG	96.0	97.5	96.9	99.1	94.5	84.7	88.6	84.0	89.3	83.5

Footnote Symbols: ** Station(s) not reported this survey. + Station(s) reported with different call letters in prior surveys - see Page 5B.

ARBITRON RATINGS

Metro Audience Trends *

PERSONS 18-34

	MONDAY-FRIDAY 10AM-3PM				MONDAY-FRIDAY 3PM-7PM					
	FALL 86	WINTER 87	SPRING 87	SUMMER 87	FALL 87	FALL 86	WINTER 87	SPRING 87	SUMMER 87	FALL 87
WAUG										
SHARE	**	**	**	**	.5	**	**	**	**	.9
AQH(00)	**	**	**	**	2	**	**	**	**	4
CUME RTG	**	**	**	**	.8	**	**	**	**	.6
WAZZ										
SHARE	**	**	**	**		**	**	**	**	.5
AQH(00)	**	**	**	**		**	**	**	**	2
CUME RTG	**	**	**	**		**	**	**	**	.5
WCHL										
SHARE	.2	.2		**	.5		.4		**	.2
AQH(00)	1	1		**	2		2		**	1
CUME RTG	.4	.3	.3	**	.6	.2	.8	.3	**	1.6
WDCG										
SHARE	7.0	8.7	6.9	13.2	7.4	7.0	9.3	11.1	12.7	8.1
AQH(00)	29	38	32	73	29	29	45	50	66	35
CUME RTG	11.1	12.9	12.6	14.4	10.0	14.6	18.6	17.6	19.3	16.0
WDNC										
SHARE	.7	1.1				.7	.6	.9	.4	
AQH(00)	3	5				3	3	4	2	
CUME RTG	.4	.9	.6	.6	.1	.9	1.4	.5	1.3	.3
WDUR										
SHARE	3.6	1.6	7.3	1.6	.8	1.2	2.3	4.9	.2	
AQH(00)	15	7	34	9	3	5	11	22	1	
CUME RTG	2.6	1.3	3.7	1.2	1.9	1.1	1.7	3.0	.5	.5
WFXC										
SHARE	7.8	5.0	10.4	3.4	3.1	11.0	11.5	6.4	4.0	5.8
AQH(00)	32	22	48	19	12	46	56	29	21	25
CUME RTG	7.2	9.2	15.5	7.7	4.7	10.5	13.3	12.9	7.9	8.6
WKIX										
SHARE	8.0	2.7	3.7	.9	2.1	5.0	2.3	3.5	1.0	1.4
AQH(00)	33	12	17	5	8	21	11	16	5	6
CUME RTG	4.4	3.0	2.4	2.1	3.4	5.8	3.0	3.4	2.1	2.1
WLLE										
SHARE	1.0	1.1	.4	1.4	3.3	.5	1.2	.9	.8	.9
AQH(00)	4	5	2	8	13	2	6	4	4	4
CUME RTG	.5	2.6	1.2	2.6	3.4	.7	.7	1.4	1.8	1.3
WPJL										
SHARE	4.1	.5		.9	.5	3.6	1.6	.2	.6	.2
AQH(00)	17	2		5	2	15	8	1	3	1
CUME RTG	2.8	2.3	.2	1.3	.7	3.1	2.3	.8	.5	.5
WPTF										
SHARE	1.0	1.4	1.9	1.6	4.6	1.4	1.4	1.6	1.7	3.9
AQH(00)	4	6	9	9	18	6	7	7	9	17
CUME RTG	2.1	3.7	2.2	3.3	3.8	2.7	3.4	2.1	3.7	3.2
WQDR										
SHARE	3.4	6.2	8.6	6.7	7.7	5.0	4.7	7.3	6.0	9.7
AQH(00)	14	27	40	37	30	21	23	33	31	42
CUME RTG	6.2	6.5	8.2	7.7	9.2	6.1	7.4	9.2	7.8	11.2
WQOK										
SHARE	**	**	**	8.9	12.1	**	**	**	10.2	10.4
AQH(00)	**	**	**	49	47	**	**	**	53	45
CUME RTG	**	**	**	13.2	11.4	**	**	**	14.7	11.6
WRAL										
SHARE	15.3	14.0	9.9	7.2	12.1	13.2	10.3	8.9	7.3	8.4
AQH(00)	63	61	46	40	47	55	50	40	38	36
CUME RTG	13.1	14.0	10.0	10.9	12.7	16.9	16.9	14.0	13.6	13.3
WRDU										
SHARE	7.3	18.5	12.3	20.3	12.1	9.1	16.5	12.4	19.6	14.6
AQH(00)	30	81	57	112	47	38	80	56	102	63
CUME RTG	12.6	16.6	15.5	20.3	15.9	16.0	19.6	17.5	25.3	19.7
WSRC										
SHARE		.5	.6		.3		.2		.2	
AQH(00)		2	3		1		1		1	
CUME RTG		.5	.5	.1	.8		.2		.3	.3
WTIK										
SHARE	.7	.2	**	.9		.5		**	.6	1.6
AQH(00)	3	1	**	5		2		**	3	7
CUME RTG	.1	.3	**	.3	.3	.5	.3	**	.3	.5
WTRG										
SHARE	11.4	11.4	11.0	4.7	5.1	12.5	7.4	7.5	4.0	6.3
AQH(00)	47	50	51	26	20	52	36	34	21	27
CUME RTG	11.8	11.6	11.2	9.4	11.5	17.1	13.7	11.9	10.6	14.7
WYLT										
SHARE	6.1	5.7	5.6	3.4	6.9	4.3	3.9	4.7	3.6	6.3
AQH(00)	25	25	26	19	27	18	19	21	19	27
CUME RTG	5.1	5.8	4.7	4.4	5.0	6.3	7.7	5.9	5.8	7.4
WYRN										
SHARE	**		**	**	.3	**	.6	**	**	.2
AQH(00)	**		**	**	1	**	3	**	**	1
CUME RTG	**		**	**	.7	**	.5	**	**	.4
WZZU										
SHARE	5.8	6.2	4.3	5.8	3.6	5.5	6.8	6.0	5.4	3.7
AQH(00)	24	27	20	32	14	23	33	27	28	16
CUME RTG	8.9	11.2	8.5	10.2	8.0	9.5	12.9	12.0	11.8	9.5

Footnote Symbols: ** Station(s) not reported this survey. + Station(s) reported with different call letters in prior surveys - see Page 5B.

ARBITRON RATINGS

Metro Audience Trends*

PERSONS 18-34

	MONDAY-FRIDAY 10AM-3PM				MONDAY-FRIDAY 3PM-7PM				
	FALL 86	WINTER 87	SPRING 87	SUMMER 87	FALL 86	WINTER 87	SPRING 87	SUMMER 87	FALL 87
WZFX									
SHARE		**	.2	**	1.0	.5	**	.4	**
AQH(00)		**	1	**	4	2	**	2	**
CUME RTG		**	.6	**	1.3	1.0	**	1.1	**
WKRR									
SHARE	1.2	1.8	1.7	.5	1.3	1.2	1.6	1.6	.4
AQH(00)	5	8	8	3	5	5	8	7	2
CUME RTG	2.6	2.6	2.1	2.9	1.1	2.8	3.4	2.5	2.0
WPCM									
SHARE		.5	.4	.2	.8		.2	1.1	1.0
AQH(00)		2	2	1	3		1	5	5
CUME RTG	.5	1.4	.3	.9	1.1	.2	1.2	1.2	2.1
TOTALS									
AQH RTG	17.6	18.7	19.8	23.6	16.4	17.8	20.8	19.3	22.3
AQH(00)	412	437	463	552	390	417	486	451	521
CUME RTG	65.0	71.0	73.0	76.1	71.4	79.7	88.2	81.8	85.4

Footnote Symbols: * * Station(s) not reported this survey. + Station(s) reported with different call letters in prior surveys - see Page 5B.

ARBITRON RATINGS

Metro Audience Trends*

PERSONS 18-34

	MONDAY-FRIDAY 7PM-MID				WEEKEND 6AM-MID					
	FALL 86	WINTER 87	SPRING 87	SUMMER 87	FALL 87	FALL 86	WINTER 87	SPRING 87	SUMMER 87	FALL 87
WAUG										
SHARE	**	**	**	**	2.2	**	**	**	**	.7
AQH(00)	**	**	**	**	5	**	**	**	**	2
CUME RTG	**	**	**	**	.3	**	**	**	**	.4
WAZZ										
SHARE	**	**	**	**		**	**	**	**	.4
AQH(00)	**	**	**	**		**	**	**	**	1
CUME RTG	**	**	**	**		**	**	**	**	.3
WCHL										
SHARE			1.4	**	.9	.3			**	.7
AQH(00)			3	**	2	1			**	2
CUME RTG		.9	.3	**	.9	1.1	.2		**	1.3
WDCG										
SHARE	7.8	10.4	11.4	8.1	8.5	5.7	8.7	9.3	7.6	8.1
AQH(00)	19	28	24	19	19	17	29	31	25	22
CUME RTG	8.7	12.1	11.6	10.7	12.9	12.1	16.5	15.6	17.4	13.6
WDNC										
SHARE	.8	.7		1.3	1.3	.3	1.5	.6	.6	.7
AQH(00)	2	2		3	3	1	5	2	2	2
CUME RTG	1.2	1.8	.4	1.8	.9	2.2	2.0	1.1	1.3	1.5
WDUR										
SHARE	.8	3.0	3.8	.4		3.7	4.8	6.9	2.1	1.1
AQH(00)	2	8	8	1		11	16	23	7	3
CUME RTG	1.5	.7	1.7	.5	.5	4.5	4.4	5.9	1.3	2.4
WFXC										
SHARE	24.5	18.9	19.0	7.2	6.7	13.8	13.8	10.4	3.3	8.1
AQH(00)	60	51	40	17	15	41	46	35	11	22
CUME RTG	14.5	11.8	11.5	6.6	6.2	13.8	13.8	16.2	7.5	8.2
WKIX										
SHARE	1.2	1.1	.5	.4	.4	2.3	1.8	1.2	1.2	.4
AQH(00)	3	3	1	1	1	7	6	4	4	1
CUME RTG	2.1	2.1	.4	1.2	1.6	4.7	2.7	1.7	1.6	1.4
WLLE										
SHARE				.4		.7	3.3	2.7	3.9	5.1
AQH(00)				1		2	11	9	13	14
CUME RTG				.8		1.8	4.6	2.9	4.2	4.2
WPJL										
SHARE	.8			.4		.7		.3	2.7	
AQH(00)	2			1		2		1	9	
CUME RTG	1.5	2.0		.3		2.6	1.2	1.0	1.4	.5
WPTF										
SHARE	1.6	1.1	1.9	.4	2.2	1.3	.9	.6	2.7	3.7
AQH(00)	4	3	4	1	5	4	3	2	9	10
CUME RTG	2.3	2.2	1.1	.9	2.4	3.8	3.4	1.4	2.3	6.1
WQDR										
SHARE	2.4	6.7	6.2	6.0	6.3	3.7	4.8	8.1	5.5	7.3
AQH(00)	6	18	13	14	14	11	16	27	18	20
CUME RTG	3.7	6.5	6.1	5.2	7.7	5.4	9.5	9.2	7.6	11.3
WQOK										
SHARE	**	**	**	14.5	15.7	**	**	**	14.5	10.6
AQH(00)	**	**	**	34	35	**	**	**	48	29
CUME RTG	**	**	**	12.1	11.2	**	**	**	13.3	9.8
WRAL										
SHARE	9.4	5.6	5.7	3.0	7.6	12.8	7.8	5.7	3.9	7.3
AQH(00)	23	15	12	7	17	38	26	19	13	20
CUME RTG	11.0	9.1	6.9	6.4	7.8	17.1	14.9	12.9	8.9	13.9
WRDU										
SHARE	9.0	13.0	11.4	17.4	15.2	9.1	10.2	13.7	17.0	11.7
AQH(00)	22	35	24	41	34	27	34	46	56	32
CUME RTG	11.3	14.7	11.8	17.3	14.0	14.1	15.8	17.9	21.1	17.4
WSRC										
SHARE							.9	1.5		.7
AQH(00)							3	5		2
CUME RTG						.2	.9	.8	.3	.7
WTIK										
SHARE			**		1.3			**		1.1
AQH(00)			**		3			**		3
CUME RTG	.2		**		.8	.2		**	.3	.8
WTRG										
SHARE	6.5	8.1	2.8	3.0	6.3	13.1	6.9	6.9	6.1	7.0
AQH(00)	16	22	6	7	14	39	23	23	20	19
CUME RTG	9.5	8.9	6.0	5.5	8.0	17.6	11.4	11.1	10.9	11.7
WYLT										
SHARE	2.9	4.1	1.4	2.1	2.2	3.4	3.3	3.6	1.5	2.6
AQH(00)	7	11	3	5	5	10	11	12	5	7
CUME RTG	5.0	5.0	2.2	4.2	3.0	5.3	7.1	5.8	5.7	5.8
WYRN										
SHARE	**		**	**	**	**		**	**	.4
AQH(00)	**		**	**	**	**		**	**	1
CUME RTG	**		**	**	**	**		**	**	.3
WZZU										
SHARE	8.2	3.0	3.8	6.4	2.7	6.4	5.7	4.8	6.1	3.3
AQH(00)	20	8	8	15	6	19	16	16	20	9
CUME RTG	8.5	5.5	6.2	7.9	6.1	10.0	11.4	9.4	12.4	8.6

Footnote Symbols: ** Station(s) not reported this survey. + Station(s) reported with different call letters in prior surveys - see Page 5B.

ARBTRON RATINGS

Metro Audience Trends*

PERSONS 18-34

	MONDAY-FRIDAY 7PM-MID					WEEKEND 6AM-MID				
	FALL 86	WINTER 87	SPRING 87	SUMMER 87	FALL 87	FALL 86	WINTER 87	SPRING 87	SUMMER 87	FALL 87
WZFX										
SHARE	1.6	**	.9	**	1.3	.3	**	.6	**	1.8
AQH(00)	4	**	2	**	3	1	**	2	**	5
CUME RTG	1.1	**	1.0	**	2.2	.7	**	1.5	**	2.6
WKRR										
SHARE	1.2	2.2	1.4	2.1	2.2	1.7	3.3	1.5	.6	1.8
AQH(00)	3	6	3	5	5	5	11	5	2	5
CUME RTG	2.4	2.5	2.8	1.5	1.4	3.9	4.4	2.7	1.9	2.3
WPCM										
SHARE		1.1	.5	3.4	.4	.3	.3	.6	1.5	1.1
AQH(00)		3	1	8	1	1	1	2	5	3
CUME RTG	.4	.8	.5	1.8	1.0	.9	1.8	1.4	1.5	2.4
TOTALS										
AQH RTG	10.5	11.5	9.0	10.0	9.4	12.7	14.3	14.3	14.1	11.5
AQH(00)	245	270	211	235	223	298	334	335	330	273
CUME RTG	66.1	69.8	60.9	67.3	62.5	83.9	84.9	82.1	84.5	79.1

Footnote Symbols: ** Station(s) not reported this survey. + Station(s) reported with different call letters in prior surveys - see Page 5B.

ARBITRON RATINGS

Metro Audience Trends*

PERSONS 25-54

	MONDAY-SUNDAY 6AM-MID					MONDAY-FRIDAY 6AM-10AM				
	FALL 86	WINTER 87	SPRING 87	SUMMER 87	FALL 87	FALL 86	WINTER 87	SPRING 87	SUMMER 87	FALL 87
WAUG										
SHARE	**	**	**	**	1.4	**	**	**	**	.4
AQH(00)	**	**	**	**	.6	**	**	**	**	.3
CUME RTG	**	**	**	**	1.8	**	**	**	**	1.1
WAZZ										
SHARE	**	**	**	**	.7	**	**	**	**	.5
AQH(00)	**	**	**	**	.3	**	**	**	**	.4
CUME RTG	**	**	**	**	1.3	**	**	**	**	1.1
WCHL										
SHARE	.7	.4	.9	**	.7	1.2	.9	2.0	**	.5
AQH(00)	3	2	4	**	3	9	7	14	**	4
CUME RTG	2.9	4.2	3.5	**	3.7	2.0	2.6	3.1	**	1.4
WDCG										
SHARE	4.4	5.1	4.1	5.7	5.2	4.1	6.2	4.1	5.4	5.8
AQH(00)	20	24	19	26	23	31	48	29	38	42
CUME RTG	16.3	16.7	16.1	19.0	15.9	8.6	10.0	8.1	9.6	9.4
WDNC										
SHARE	1.8	1.5	1.5	1.5	1.4	1.9	2.1	1.7	1.4	1.2
AQH(00)	8	7	7	7	6	14	16	12	10	9
CUME RTG	5.2	5.8	4.2	5.3	5.7	3.6	3.0	2.2	2.5	1.7
WDUR										
SHARE	2.9	3.4	6.0	1.8	2.0	2.4	3.4	4.9	2.0	2.9
AQH(00)	13	16	28	8	9	18	26	35	14	21
CUME RTG	5.7	5.2	6.0	3.1	3.9	2.8	3.5	3.9	2.0	2.2
WFXC										
SHARE	8.9	7.6	4.1	4.2	1.1	7.5	6.6	3.2	2.9	1.1
AQH(00)	40	36	19	19	5	56	51	23	20	8
CUME RTG	13.7	14.6	14.5	12.0	7.9	9.6	8.6	7.6	5.5	3.8
WKIX										
SHARE	3.6	2.3	4.1	3.1	1.8	3.9	2.3	2.9	3.2	1.9
AQH(00)	16	11	19	14	8	29	18	21	22	14
CUME RTG	9.7	7.9	11.0	7.7	5.8	5.8	4.5	6.2	4.1	3.5
WLLE										
SHARE	1.1	4.2	4.5	4.6	2.7	.8	2.2	4.7	4.7	1.5
AQH(00)	5	20	21	21	12	6	17	34	33	11
CUME RTG	3.8	6.4	7.4	6.4	5.8	1.6	3.2	4.0	3.8	3.2
WPJL										
SHARE	2.4	1.3	.4	.9	1.1	2.5	1.2	.4	.9	1.4
AQH(00)	11	6	2	4	5	19	9	3	6	10
CUME RTG	4.4	2.8	3.0	2.2	3.3	3.1	1.5	1.1	1.2	2.3
WPTF										
SHARE	4.2	7.8	5.0	5.3	6.6	6.1	10.8	7.4	8.6	9.1
AQH(00)	19	37	23	24	29	46	83	53	60	66
CUME RTG	17.3	19.3	14.5	14.5	14.2	9.5	12.9	9.4	10.7	9.1
WQDR										
SHARE	7.3	8.7	9.3	8.6	11.8	7.3	9.2	9.4	7.0	12.1
AQH(00)	33	41	43	39	52	55	71	67	49	88
CUME RTG	16.7	17.0	15.8	14.9	21.2	9.1	11.2	9.9	9.1	13.4
WQOK										
SHARE	**	**	**	7.3	8.4	**	**	**	5.3	7.1
AQH(00)	**	**	**	33	37	**	**	**	37	52
CUME RTG	**	**	**	13.9	10.4	**	**	**	8.0	7.8
WRAL										
SHARE	13.6	11.9	11.4	10.4	12.5	15.1	14.1	15.9	12.9	15.1
AQH(00)	61	56	53	47	55	113	109	114	90	110
CUME RTG	29.3	28.0	27.7	24.8	26.4	18.8	20.6	19.0	16.6	18.7
WRDU										
SHARE	5.1	6.6	8.6	13.7	5.0	5.3	5.8	9.5	14.0	5.1
AQH(00)	23	31	40	62	22	40	45	68	98	37
CUME RTG	13.1	15.2	16.4	20.8	15.7	8.2	9.5	11.5	16.6	9.4
WSRC										
SHARE	.7	.6	.4	.2	1.4	.5	.5	.1		.7
AQH(00)	3	3	2	1	6	4	4	1		5
CUME RTG	1.7	1.0	1.2	1.0	2.9	.5	.3	.5	.1	1.2
WTIK										
SHARE	1.8	.8	**	.7	2.5	2.3	1.0	**	1.0	2.2
AQH(00)	8	4	**	3	11	17	8	**	7	16
CUME RTG	1.6	1.2	**	1.2	1.4	1.4	1.0	**	.9	.8
WTRG										
SHARE	8.9	6.4	5.6	4.0	5.0	7.9	4.4	5.0	4.3	4.3
AQH(00)	40	30	26	18	22	59	34	36	30	31
CUME RTG	22.1	17.1	14.8	15.2	17.0	12.2	9.7	8.1	9.2	8.7
WYLT										
SHARE	8.9	5.7	8.2	6.4	7.0	7.9	4.9	5.7	7.2	6.6
AQH(00)	40	27	38	29	31	59	38	41	50	48
CUME RTG	20.1	15.6	15.6	15.0	16.1	13.3	8.8	8.4	9.4	9.3
WYRN										
SHARE	**	.6	**	**	.7	**	.4	**	**	1.0
AQH(00)	**	3	**	**	3	**	3	**	**	7
CUME RTG	**	.7	**	**	1.4	**	.7	**	**	1.2
WZZU										
SHARE	4.4	3.8	3.2	2.2	2.5	5.3	6.1	3.8	2.1	3.4
AQH(00)	20	18	15	10	11	40	47	27	15	25
CUME RTG	13.7	13.1	10.0	10.6	10.9	9.5	8.9	7.0	5.8	7.1

Footnote Symbols: ** Station(s) not reported this survey. + Station(s) reported with different call letters in prior surveys - see Page 5B.

ARBITRON RATINGS

Metro Audience Trends *

PERSONS 25-54

	MONDAY-SUNDAY 6AM-MID				MONDAY-FRIDAY 6AM-10AM					
	FALL 86	WINTER 87	SPRING 87	SUMMER 87	FALL 87	FALL 86	WINTER 87	SPRING 87	SUMMER 87	FALL 87
WZFX										
SHARE	.4	**	.4	**	.7		**	.3	**	.4
AQH(00)	2	**	2	**	3		**	2	**	3
CUME RTG	1.5	**	1.5	**	2.2	.2	**	.8	**	.8
WKRR										
SHARE	.7	.4	1.7	.4	1.4	.3	.1	1.1	.3	1.0
AQH(00)	3	2	8	2	6	2	1	8	2	7
CUME RTG	3.4	1.4	3.1	3.0	2.4	1.2	.4	1.9	1.3	1.4
WPCM										
SHARE	1.6	1.1	2.2	.9	1.1	1.7	.9	1.7	.6	.7
AQH(00)	7	5	10	4	5	13	7	12	4	5
CUME RTG	3.1	4.1	4.9	4.5	3.9	1.9	2.5	2.4	2.2	1.9
TOTALS										
AQH RTG	15.7	16.5	16.1	15.8	14.8	26.1	26.9	25.0	24.3	24.4
AQH(00)	450	472	463	453	440	749	771	716	698	728
CUME RTG	96.9	97.2	96.1	96.2	95.8	88.4	90.0	87.0	88.4	86.6

Footnote Symbols: ** Station(s) not reported this survey. + Station(s) reported with different call letters in prior surveys - see Page 5B.

ARBITRON RATINGS

Metro Audience Trends*

PERSONS 25-54

	MONDAY-FRIDAY 10AM-3PM				MONDAY-FRIDAY 3PM-7PM					
	FALL 86	WINTER 87	SPRING 87	SUMMER 87	FALL 87	FALL 86	WINTER 87	SPRING 87	SUMMER 87	FALL 87
WAUG										
SHARE	**	**	**	**	1.2	**	**	**	**	1.7
AQH(00)	**	**	**	**	.6	**	**	**	**	.9
CUME RTG	**	**	**	**	1.0	**	**	**	**	1.1
WAZZ										
SHARE	**	**	**	**	.4	**	**	**	**	1.3
AQH(00)	**	**	**	**	.2	**	**	**	**	.7
CUME RTG	**	**	**	**	.6	**	**	**	**	1.3
WCHL										
SHARE	.6	.4		**	.4	.7	.7	.4	**	.4
AQH(00)	3	2		**	2	4	4	2	**	2
CUME RTG	.4	1.0	.5	**	.8	.6	1.3	1.7	**	1.6
WDCG										
SHARE	5.9	6.2	4.2	6.8	6.1	4.2	5.2	4.9	6.6	5.1
AQH(00)	30	34	23	41	31	23	29	27	37	27
CUME RTG	5.9	7.5	6.3	6.6	6.8	9.1	9.5	9.0	11.7	8.5
WDNC										
SHARE	1.4	1.3	1.5	1.0	.4	2.0	1.1	1.3	.5	.4
AQH(00)	7	7	8	6	2	11	6	7	3	2
CUME RTG	1.5	1.4	1.8	1.9	.9	2.8	1.6	1.4	1.3	1.3
WDUR										
SHARE	3.5	3.3	6.7	2.7	2.4	2.6	2.1	4.3	.4	1.1
AQH(00)	18	18	37	16	12	14	12	24	2	6
CUME RTG	2.8	2.4	3.4	1.6	1.7	2.2	2.2	2.9	.7	1.5
WFXC										
SHARE	4.9	3.6	3.8	3.7	1.0	8.4	7.7	4.2	6.0	1.5
AQH(00)	25	20	21	22	5	46	43	23	34	8
CUME RTG	6.3	6.3	7.5	5.1	2.3	9.0	10.7	7.6	7.2	3.1
WKIX										
SHARE	6.5	3.1	4.0	4.2	1.4	4.2	2.7	5.1	3.0	2.1
AQH(00)	33	17	22	25	7	23	15	28	17	11
CUME RTG	4.5	4.1	5.8	3.6	2.3	5.9	3.7	7.2	4.4	3.5
WLLE										
SHARE	1.0	3.4	4.2	5.0	4.9	.6	3.2	.9	1.2	.6
AQH(00)	5	19	23	30	25	3	18	5	7	3
CUME RTG	1.4	3.2	2.9	3.9	3.6	.7	1.3	1.8	1.0	1.1
WPJL										
SHARE	3.5	1.6	.9	1.3	1.0	3.7	2.0	.7	.7	1.7
AQH(00)	18	9	5	8	5	20	11	4	4	9
CUME RTG	2.4	1.8	1.5	1.7	1.6	3.4	2.2	2.2	1.1	1.6
WPTF										
SHARE	2.2	8.2	4.4	4.5	5.7	3.3	6.8	5.4	4.3	5.6
AQH(00)	11	45	24	27	29	18	38	30	24	30
CUME RTG	4.3	9.3	5.7	6.3	6.2	7.2	10.4	6.6	6.8	6.9
WQDR										
SHARE	7.3	11.3	10.0	8.2	10.4	6.8	7.9	8.5	8.7	13.0
AQH(00)	37	62	55	49	53	37	44	47	49	69
CUME RTG	7.0	8.2	9.2	7.2	11.3	9.5	8.5	9.8	9.2	12.8
WQOK										
SHARE	**	**	**	6.8	7.3	**	**	**	8.2	8.5
AQH(00)	**	**	**	41	37	**	**	**	46	45
CUME RTG	**	**	**	8.9	6.6	**	**	**	10.0	7.5
WRAL										
SHARE	14.1	14.9	11.7	12.2	15.4	11.2	10.9	11.6	10.8	10.7
AQH(00)	72	82	64	73	78	61	61	64	61	57
CUME RTG	12.8	12.8	12.2	12.5	12.5	16.5	16.4	16.1	16.0	13.5
WRDU										
SHARE	4.7	7.3	7.3	12.7	4.3	5.7	7.5	9.1	13.1	5.8
AQH(00)	24	40	40	76	22	31	42	50	74	31
CUME RTG	5.8	7.5	9.0	11.2	7.8	8.3	9.8	11.4	15.0	10.2
WSRC										
SHARE	.4	.9	.4	.2	.8	.2	.2	.2	.2	1.1
AQH(00)	2	5	2	1	4	1	1	1	1	6
CUME RTG	.5	.7	.2	.3	1.3	.2	.2	.5	.5	.8
WTIK										
SHARE	2.6	1.1	**	1.0	3.1	1.7	1.1	**	.7	2.4
AQH(00)	13	6	**	6	16	9	6	**	4	13
CUME RTG	.8	.4	**	.4	.9	1.1	.4	**	.7	.5
WTRG										
SHARE	9.4	7.4	7.3	4.2	3.7	9.7	5.9	5.3	5.5	5.5
AQH(00)	48	41	40	25	19	53	33	29	31	29
CUME RTG	8.9	7.3	7.5	7.5	8.1	13.5	9.8	8.1	10.1	10.3
WYLT										
SHARE	10.2	6.4	11.8	7.5	9.4	9.5	6.8	9.6	7.3	7.3
AQH(00)	52	35	65	45	48	52	38	53	41	39
CUME RTG	9.3	7.3	7.6	7.7	7.8	12.0	9.5	9.7	9.0	8.4
WYRN										
SHARE	**	**	**	**	.2	**	.9	**	**	.2
AQH(00)	**	**	**	**	1	**	5	**	**	.2
CUME RTG	**	.2	**	**	.6	**	.6	**	**	.2
WZZU										
SHARE	3.9	3.4	2.7	1.7	2.4	4.2	3.6	3.6	2.0	2.4
AQH(00)	20	19	15	10	12	23	20	20	11	13
CUME RTG	4.5	4.3	3.6	3.8	3.9	7.3	6.2	6.2	4.9	5.2

Footnote Symbols: ** Station(s) not reported this survey. + Station(s) reported with different call letters in prior surveys - see Page 58.

ARBITRON RATINGS

20

RALEIGH-DURHAM

FALL 1987

* See page iv Restrictions On Use Of Report for restrictions on the use of Trends Data.

Metro Audience Trends *

PERSONS 25-54

	MONDAY-FRIDAY 10AM-3PM				MONDAY-FRIDAY 3PM-7PM					
	FALL 86	WINTER 87	SPRING 87	SUMMER 87	FALL 87	FALL 86	WINTER 87	SPRING 87	SUMMER 87	FALL 87
WZFX										
SHARE	.4	**		**	.8	.9	**	.2	**	.4
AQH(00)	2	**		**	4	5	**	1	**	2
CUME RTG	.2	**	.3	**	1.1	.6	**	.2	**	1.1
WKRR										
SHARE	1.2	.2	2.6	.3	1.2	.7	.5	2.4	.4	1.5
AQH(00)	6	1	14	2	6	4	3	13	2	8
CUME RTG	1.7	.6	1.5	1.4	.9	1.6	.9	1.7	1.7	1.3
WPCM										
SHARE	1.0	.9	1.8	.5	1.4	2.0	1.3	2.7	1.2	1.9
AQH(00)	5	5	10	3	7	11	7	15	7	10
CUME RTG	1.5	1.7	2.0	1.1	1.9	2.0	2.7	3.1	2.0	2.5
TOTALS										
AQH RTG	17.8	19.2	19.1	20.9	17.1	19.0	19.5	19.3	19.6	17.8
AQH(00)	509	551	549	599	508	545	560	552	563	531
CUME RTG	63.9	67.9	69.7	71.3	66.9	82.5	83.9	80.9	83.9	81.3

Footnote Symbols: ** Station(s) not reported this survey. + Station(s) reported with different call letters in prior surveys - see Page 5B.

ARBITRON RATINGS

Metro Audience Trends *

PERSONS 25-54

	MONDAY-FRIDAY 7PM-MID				WEEKEND 6AM-MID					
	FALL 86	WINTER 87	SPRING 87	SUMMER 87	FALL 87	FALL 86	WINTER 87	SPRING 87	SUMMER 87	FALL 87
WAUG										
SHARE	**	**	**	**	2.9	**	**	**	**	.9
AQH(00)	**	**	**	**	6	**	**	**	**	3
CUME RTG	**	**	**	**	.4	**	**	**	**	1.0
WAZZ										
SHARE	**	**	**	**	.5	**	**	**	**	.9
AQH(00)	**	**	**	**	1	**	**	**	**	3
CUME RTG	**	**	**	**	.4	**	**	**	**	.8
WCHL										
SHARE			1.9	**	1.4	.8		.5	**	1.2
AQH(00)			4	**	3	3		2	**	4
CUME RTG		1.2	1.0	**	1.5	1.9	1.2	.9	**	2.1
WDCG										
SHARE	3.7	4.1	3.7	4.4	5.3	3.5	4.0	4.5	5.7	3.3
AQH(00)	8	10	8	9	11	13	15	18	19	11
CUME RTG	4.2	4.8	4.7	4.9	6.1	8.8	7.9	7.3	10.2	7.7
WDNC										
SHARE	.9	3.3	2.3	2.5	1.9	1.3	.8	1.0	1.8	2.4
AQH(00)	2	8	5	5	4	5	3	4	6	8
CUME RTG	1.8	2.5	1.5	1.9	1.4	2.7	2.7	2.1	3.4	3.9
WDUR										
SHARE	3.3	2.9	4.7	1.0		4.0	4.8	8.0	3.0	1.8
AQH(00)	7	7	10	2		15	18	32	10	6
CUME RTG	1.3	.7	1.7	.6	.9	4.9	4.3	5.4	2.1	3.5
WFXC										
SHARE	18.1	16.8	4.7	7.4	2.9	10.2	8.3	4.8	3.6	1.2
AQH(00)	39	41	10	15	6	38	31	19	12	4
CUME RTG	9.0	7.1	5.0	5.5	2.9	9.4	8.8	9.5	6.8	2.9
WKIX										
SHARE	.9	.8	3.3	2.0	1.9	2.4	2.4	4.0	2.7	.9
AQH(00)	2	2	7	4	4	9	9	16	9	3
CUME RTG	2.0	2.2	2.4	2.3	1.9	4.2	4.2	5.2	3.8	1.7
WLLE										
SHARE				6.4		.8	6.1	4.3	6.9	5.9
AQH(00)				13		3	23	17	23	20
CUME RTG				.9	.2	1.8	5.0	4.5	4.2	5.1
WPJL										
SHARE	.9			1.0	.5	.5	.3	.3	.6	.3
AQH(00)	2			2	1	2	1	1	2	1
CUME RTG	.9	1.0		.6	.1	2.5	1.4	1.3	.8	.9
WPTF										
SHARE	4.7	8.2	6.5	7.4	6.3	4.0	5.3	2.3	3.3	4.7
AQH(00)	10	20	14	15	13	15	20	9	11	16
CUME RTG	3.9	6.3	4.8	4.8	4.1	8.7	9.1	5.0	6.2	7.6
WQDR										
SHARE	6.5	7.0	5.6	10.3	12.6	7.5	7.5	10.3	9.0	12.1
AQH(00)	14	17	12	21	26	28	28	41	30	41
CUME RTG	5.1	6.3	4.7	5.9	8.0	10.0	10.8	11.3	9.2	15.6
WQOK										
SHARE	**	**	**	6.4	14.5	**	**	**	9.0	7.7
AQH(00)	**	**	**	13	30	**	**	**	30	26
CUME RTG	**	**	**	7.4	7.0	**	**	**	8.4	7.3
WRAL										
SHARE	12.1	5.3	10.7	5.4	6.8	13.1	9.6	8.0	6.9	10.4
AQH(00)	26	13	23	11	14	49	36	32	23	35
CUME RTG	8.8	7.1	7.1	7.0	5.8	18.4	14.9	14.8	11.8	14.0
WRDU										
SHARE	5.6	7.8	7.9	15.8	5.8	5.1	5.1	9.3	14.1	5.3
AQH(00)	12	19	17	32	12	19	19	37	47	18
CUME RTG	5.7	5.5	6.7	8.1	6.3	7.7	8.2	10.6	14.3	9.0
WSRC										
SHARE						1.9	1.1	1.5	.6	3.0
AQH(00)						7	4	6	2	10
CUME RTG						1.6	.9	1.2	.7	1.9
WTIK										
SHARE		.8	**		3.9	.5	.8	**		2.4
AQH(00)		2	**		8	2	3	**		8
CUME RTG	.4	.3	**		.7	.8	.6	**	.3	.8
WTRG										
SHARE	6.5	8.6	2.3	3.0	6.3	9.1	6.1	5.5	4.2	5.6
AQH(00)	14	21	5	6	13	34	23	22	14	19
CUME RTG	8.5	5.5	3.6	4.0	5.7	14.0	8.4	8.9	8.0	9.6
WYLT										
SHARE	7.4	6.6	10.3	2.0	2.9	8.0	5.1	5.5	3.3	6.5
AQH(00)	16	16	22	4	6	30	19	22	11	22
CUME RTG	6.2	6.9	5.1	4.6	3.5	11.0	8.3	8.0	8.2	8.1
WYRN										
SHARE	**	**	**	**	**	**	.3	**	**	.6
AQH(00)	**	**	**	**	**	**	1	**	**	2
CUME RTG	**	**	**	**	**	**	.2	**	**	.6
WZZU										
SHARE	4.7	1.2	2.3	2.0	2.4	2.7	3.5	3.0	1.8	1.8
AQH(00)	10	3	5	4	5	10	13	12	6	6
CUME RTG	3.3	2.3	2.0	3.8	3.2	6.2	5.8	3.9	5.8	4.0

Footnote Symbols: ** Station(s) not reported this survey. + Station(s) reported with different call letters in prior surveys - see Page 5B.

ARBTRON RATINGS

Metro Audience Trends *

PERSONS 25-54

Metro Audience Trends

	MONDAY-FRIDAY 7PM-MID					WEEKEND 6AM-MID				
	FALL 86	WINTER 87	SPRING 87	SUMMER 87	FALL 87	FALL 86	WINTER 87	SPRING 87	SUMMER 87	FALL 87
WZFX										
SHARE	1.9	**	1.4	**	1.4	.8	**	.5	**	1.2
AQH(00)	4	**	3	**	3	3	**	2	**	4
CUME RTG	.7	**	.7	**	1.2	1.0	**	.8	**	1.7
WKRR										
SHARE	.9	1.2	.5	1.0	2.4	.8	.8	1.0	.3	1.5
AQH(00)	2	3	1	2	5	3	3	4	1	5
CUME RTG	1.4	.5	1.4	.9	1.1	1.3	1.0	1.9	1.2	1.5
WPCM										
SHARE	3.3	1.2	1.9	2.5	1.0	1.9	1.6	2.5	1.2	1.2
AQH(00)	7	3	4	5	2	7	6	10	4	4
CUME RTG	1.3	.9	2.1	1.3	1.6	2.2	2.9	3.6	2.7	3.0
TOTALS										
AQH RTG	7.5	8.5	7.5	7.1	6.9	13.0	13.1	13.9	11.6	11.3
AQH(00)	215	244	214	203	207	373	375	398	333	338
CUME RTG	57.8	56.6	52.6	55.3	53.4	82.3	81.3	77.7	79.6	79.5

Footnote Symbols: ** Station(s) not reported this survey. + Station(s) reported with different call letters in prior surveys - see Page 5B.

ARBITRON RATINGS

Metro Audience Trends*

PERSONS 35-64

	MONDAY-SUNDAY 6AM-MID				MONDAY-FRIDAY 6AM-10AM					
	FALL 86	WINTER 87	SPRING 87	SUMMER 87	FALL 87	FALL 86	WINTER 87	SPRING 87	SUMMER 87	FALL 87
WAUG										
SHARE	**	**	**	**	1.3	**	**	**	**	.2
AQH(00)	**	**	**	**	4	**	**	**	**	1
CUME RTG	**	**	**	**	1.4	**	**	**	**	.4
WAZZ										
SHARE	**	**	**	**	1.3	**	**	**	**	1.0
AQH(00)	**	**	**	**	4	**	**	**	**	5
CUME RTG	**	**	**	**	2.9	**	**	**	**	2.0
WCHL										
SHARE	.6	1.8	.9	**	.6	1.1	2.5	2.7	**	.6
AQH(00)	2	6	3	**	2	6	14	14	**	3
CUME RTG	3.3	7.2	4.0	**	4.2	1.5	4.0	3.5	**	2.1
WDCG										
SHARE	2.6	2.1	2.5	2.0	3.2	2.6	3.2	2.8	1.7	3.8
AQH(00)	8	7	8	6	10	14	18	15	8	20
CUME RTG	9.7	8.2	9.5	13.2	9.2	3.9	4.5	5.1	5.4	6.0
WDNC										
SHARE	4.5	4.3	4.1	3.8	4.2	5.3	6.1	4.0	3.8	4.2
AQH(00)	14	14	13	11	13	29	34	21	18	22
CUME RTG	10.8	12.5	9.3	9.1	11.8	7.1	9.3	5.3	4.8	4.9
WDUR										
SHARE	3.2	3.6	4.4	2.7	6.1	2.8	3.4	2.7	2.9	7.3
AQH(00)	10	12	14	8	19	15	19	14	14	38
CUME RTG	5.5	6.1	5.9	3.3	4.9	3.4	4.5	3.6	1.7	4.2
WFXC										
SHARE	6.8	4.0	1.9	2.7	.6	5.0	3.2	1.3	1.0	.6
AQH(00)	21	13	6	8	2	27	18	7	5	3
CUME RTG	8.6	9.2	8.0	8.8	4.5	7.0	3.9	3.8	2.6	2.1
WKIX										
SHARE	2.9	2.1	4.7	4.1	1.3	3.5	2.2	2.8	4.0	1.3
AQH(00)	9	7	15	12	4	19	12	15	19	7
CUME RTG	10.1	9.3	12.1	9.6	5.6	6.1	4.5	7.0	5.0	2.9
WLLE										
SHARE	1.9	8.8	5.0	5.8	2.9	.9	4.3	4.9	6.1	1.7
AQH(00)	6	29	16	17	9	5	24	26	29	9
CUME RTG	3.8	7.9	6.6	6.8	5.7	1.7	3.9	3.8	4.0	3.1
WPJL										
SHARE	1.3	1.8	.6	.3	1.3	1.1	.9	.6	.4	1.9
AQH(00)	4	6	2	1	4	6	5	3	2	10
CUME RTG	2.5	3.4	3.7	3.6	4.4	1.7	1.0	1.3	1.8	3.2
WPTF										
SHARE	11.3	15.5	11.9	11.6	10.6	16.0	20.1	17.2	16.1	15.9
AQH(00)	35	51	38	34	33	87	112	91	77	83
CUME RTG	27.8	32.4	25.9	24.9	21.4	19.3	23.7	19.4	18.3	16.5
WQDR										
SHARE	9.0	11.2	11.6	11.9	11.6	9.2	11.1	12.1	9.0	12.2
AQH(00)	28	37	37	35	36	50	62	64	43	64
CUME RTG	17.2	20.2	19.5	16.8	20.4	11.5	13.4	11.9	11.1	12.0
WQOK										
SHARE	**	**	**	3.8	4.2	**	**	**	3.1	2.5
AQH(00)	**	**	**	11	13	**	**	**	15	13
CUME RTG	**	**	**	6.4	5.7	**	**	**	3.2	4.2
WRAL										
SHARE	12.5	10.3	8.5	12.3	11.9	13.6	12.9	10.8	13.6	14.3
AQH(00)	39	34	27	36	37	74	72	57	65	75
CUME RTG	22.4	21.7	19.1	23.0	22.0	14.5	17.2	12.9	15.0	16.3
WRDU										
SHARE	1.9	.9	4.1	3.4	.6	1.5	1.6	5.1	3.5	.8
AQH(00)	6	3	13	10	2	8	9	27	17	4
CUME RTG	5.3	5.6	5.6	7.9	4.3	2.9	3.0	4.4	4.8	1.7
WSRC										
SHARE	1.3	1.2	2.2	.3	2.6	.9	.2	1.1		1.1
AQH(00)	4	4	7	1	8	5	1	6		6
CUME RTG	3.0	3.2	2.2	1.4	4.2	.8	.2	1.5		2.2
WTKR										
SHARE	2.6	1.8	**	.7	3.5	3.7	2.0	**	2.1	3.3
AQH(00)	8	6	**	2	11	20	11	**	10	17
CUME RTG	2.7	4.1	**	1.4	2.2	2.2	2.7	**	1.4	1.3
WTRG										
SHARE	3.2	1.2	1.6	3.1	2.3	2.6	.9	1.5	3.5	1.3
AQH(00)	10	4	5	9	7	14	5	8	17	7
CUME RTG	11.1	7.8	5.5	9.7	7.7	4.7	3.7	2.5	5.8	2.9
WYLT										
SHARE	10.3	7.6	9.7	8.2	9.3	9.0	6.5	7.0	8.6	7.8
AQH(00)	32	25	31	24	29	49	36	37	41	41
CUME RTG	20.9	18.5	15.7	16.4	18.5	13.8	10.8	8.1	10.9	10.9
WYRN										
SHARE	**	.9	**	**	1.3	**	.7	**	**	1.7
AQH(00)	**	3	**	**	4	**	4	**	**	9
CUME RTG	**	1.4	**	**	1.7	**	1.4	**	**	1.7
WZZU										
SHARE	1.9	1.5	2.2	1.0	1.0	2.4	2.5	1.9	.8	1.9
AQH(00)	6	5	7	3	3	13	14	10	4	10
CUME RTG	7.5	6.3	4.6	6.5	6.4	4.9	4.0	3.6	3.4	4.0

Footnote Symbols: ** Station(s) not reported this survey. + Station(s) reported with different call letters in prior surveys - see Page 5B.

ARBITRON RATINGS

Metro Audience Trends *

PERSONS 35-64

	MONDAY-SUNDAY 6AM-MID					MONDAY-FRIDAY 6AM-10AM				
	FALL 86	WINTER 87	SPRING 87	SUMMER 87	FALL 87	FALL 86	WINTER 87	SPRING 87	SUMMER 87	FALL 87
WZFX										
SHARE	.6	**	.3	**	.3		**	.4	**	.2
AQH(00)	2	**	1	**	1		**	2	**	1
CUME RTG	1.6	**	1.2	**	.6	.2	**	.9	**	.2
WKRR										
SHARE	.3	.3	1.3			.4		.6		
AQH(00)	1	1	4			2		3		
CUME RTG	1.2	1.4	.7	1.0	1.2	.8		.7	.3	.2
WPCM										
SHARE	2.9	2.1	2.8	1.0	1.3	2.9	1.6	1.9	.8	.8
AQH(00)	9	7	9	3	4	16	9	10	4	4
CUME RTG	5.6	5.6	5.5	4.7	4.3	3.8	3.5	2.6	2.5	1.7
TOTALS										
AQH RTG	15.4	16.3	15.8	14.5	14.9	26.9	27.5	26.1	23.7	25.0
AQH(00)	311	329	319	293	311	544	557	528	479	523
CUME RTG	95.7	96.5	93.9	92.5	94.8	86.4	90.3	86.9	82.8	85.4

Footnote Symbols: ** Station(s) not reported this survey. + Station(s) reported with different call letters in prior surveys - see Page 5B.

ARBITRON RATINGS

Metro Audience Trends *

PERSONS 35-64

	MONDAY-FRIDAY 10AM-3PM				MONDAY-FRIDAY 3PM-7PM					
	FALL 86	WINTER 87	SPRING 87	SUMMER 87	FALL 87	FALL 86	WINTER 87	SPRING 87	SUMMER 87	FALL 87
WAUG										
SHARE	**	**	**	**	1.2	**	**	**	**	1.7
AQH(00)	**	**	**	**	4	**	**	**	**	6
CUME RTG	**	**	**	**	.6	**	**	**	**	1.2
WAZZ										
SHARE	**	**	**	**	1.2	**	**	**	**	2.0
AQH(00)	**	**	**	**	4	**	**	**	**	7
CUME RTG	**	**	**	**	1.7	**	**	**	**	2.3
WCHL										
SHARE	.6	.8		**		1.1	1.4	.8	**	.6
AQH(00)	2	3		**		4	5	3	**	2
CUME RTG	.3	1.5	.7	**	.7	1.1	2.3	2.4	**	1.3
WCCG										
SHARE	3.4	1.8	3.6	2.2	4.3	1.9	1.7	3.2	2.6	3.4
AQH(00)	12	7	13	8	15	7	6	12	9	12
CUME RTG	3.1	3.2	4.5	4.0	4.5	5.1	3.3	5.4	7.4	4.4
WDNC										
SHARE	4.5	3.4	3.9	3.0	2.9	3.9	4.0	2.4	2.0	2.8
AQH(00)	16	13	14	11	10	14	14	9	7	10
CUME RTG	4.5	4.7	4.8	3.6	3.9	5.6	3.8	3.0	3.7	4.4
WDUR										
SHARE	4.5	5.7	2.8	4.3	5.8	2.5	2.8	3.2	.3	4.2
AQH(00)	16	22	10	16	20	9	10	12	1	15
CUME RTG	2.2	3.4	1.9	2.2	3.0	1.8	2.6	2.6	.4	2.4
WFXC										
SHARE	5.1	1.6	1.1	2.7	.9	6.9	5.7	2.4	5.8	.8
AQH(00)	18	6	4	10	3	25	20	9	20	3
CUME RTG	5.1	3.3	2.1	2.5	1.8	5.9	6.8	4.5	4.9	1.2
WKIX										
SHARE	4.2	2.3	5.0	5.9	.6	3.6	1.7	5.9	4.7	1.7
AQH(00)	15	9	18	22	2	13	6	22	16	6
CUME RTG	4.1	5.2	7.5	4.5	1.0	4.9	3.5	8.5	5.7	3.3
WLLE										
SHARE	2.5	8.0	5.8	6.5	6.1	.6	4.8	.5	1.8	
AQH(00)	9	31	21	24	21	2	17	2	6	
CUME RTG	2.3	5.2	3.3	4.0	3.6	.4	1.8	1.4	1.2	.4
WPJL										
SHARE	.8	3.1	1.4	1.1	.9	1.9	1.4	1.1	.9	2.3
AQH(00)	3	12	5	4	3	7	5	4	3	8
CUME RTG	1.1	2.3	2.2	1.7	1.8	1.9	2.0	2.7	2.2	2.0
WPTF										
SHARE	8.5	15.0	8.8	10.8	6.6	8.6	13.6	12.4	9.1	7.9
AQH(00)	30	58	32	40	23	31	48	46	31	28
CUME RTG	10.3	15.8	11.7	11.1	10.0	14.6	17.4	13.2	11.5	11.0
WQDR										
SHARE	8.8	14.2	11.8	10.0	11.6	8.0	12.2	10.5	13.5	11.8
AQH(00)	31	55	43	37	40	29	43	39	46	42
CUME RTG	6.3	10.0	11.5	7.3	10.3	9.9	12.1	10.2	10.4	11.5
WQOK										
SHARE	**	**	**	4.0	1.7	**	**	**	4.1	5.1
AQH(00)	**	**	**	15	6	**	**	**	14	18
CUME RTG	**	**	**	3.8	2.0	**	**	**	4.5	3.4
WRAL										
SHARE	14.7	10.4	5.8	15.4	15.0	12.2	9.3	8.4	12.0	11.3
AQH(00)	52	40	21	57	52	44	33	31	41	40
CUME RTG	10.6	7.6	8.6	11.4	10.1	12.9	11.2	10.4	13.8	11.7
WRDU										
SHARE	2.5	.8	5.5	2.7		2.8	1.4	5.1	3.2	1.1
AQH(00)	9	3	20	10		10	5	19	11	4
CUME RTG	2.3	2.4	3.0	3.6	1.2	3.4	3.0	3.4	4.6	3.0
WSRC										
SHARE	.8	2.3	1.4	.3	1.2	.3		.3		2.0
AQH(00)	3	9	5	1	4	1		1		7
CUME RTG	1.0	3.0	1.1	.3	2.1	.2	.1	.8	.3	1.2
WTKI										
SHARE	3.7	2.3	**	.5	4.6	2.2	2.3	**	.3	3.7
AQH(00)	13	9	**	2	16	8	8	**	1	13
CUME RTG	1.5	.8	**	.5	1.6	1.7	1.1	**	.6	1.1
WTRG										
SHARE	3.1	.5	1.7	3.8	1.4	5.0	1.7	1.6	5.6	3.7
AQH(00)	11	2	6	14	5	18	6	6	19	13
CUME RTG	4.6	2.6	2.2	4.5	2.7	7.2	3.9	2.4	6.8	4.9
WYLT										
SHARE	10.7	9.1	13.8	9.7	14.2	11.9	9.9	11.3	9.1	9.6
AQH(00)	38	35	50	36	49	43	35	42	31	34
CUME RTG	10.3	9.5	7.7	9.0	10.9	13.6	10.5	11.0	9.9	10.2
WYRN										
SHARE	**	.3	**	**	.3	**	1.4	**	**	.6
AQH(00)	**	1	**	**	1	**	5	**	**	2
CUME RTG	**	.6	**	**	.3	**	.8	**	**	.5
WZZU										
SHARE	1.7	1.3	3.0	.3	.9	2.5	1.1	2.4	1.2	1.7
AQH(00)	6	5	11	1	3	9	4	9	4	6
CUME RTG	2.2	2.5	1.7	2.2	1.5	4.1	2.2	2.4	3.0	2.9

Footnote Symbols: ** Station(s) not reported this survey. + Station(s) reported with different call letters in prior surveys - see Page 5B.

ARBITRON RATINGS

Metro Audience Trends *

PERSONS 35-64

	MONDAY-FRIDAY 10AM-3PM					MONDAY-FRIDAY 3PM-7PM				
	FALL 86	WINTER 87	SPRING 87	SUMMER 87	FALL 87	FALL 86	WINTER 87	SPRING 87	SUMMER 87	FALL 87
WZFX										
SHARE	.6	**		**	.3	1.1	**		**	
AQH(00)	.2	**		**	.1	.4	**		**	
CUME RTG	.2	**	.2	**	.6	.6	**		**	.4
WKRR										
SHARE	.8		2.2		.3	.6	.6	2.2	.3	.3
AQH(00)	.3		.8		.1	.2	.2	.8	.1	.1
CUME RTG	.8	.4	.7	.5	.2	.8	.2	.7	.8	.5
WPCM										
SHARE	2.5	1.8	2.2	.5	1.7	3.6	2.3	3.2	1.5	2.0
AQH(00)	.9	.7	.8	.2	.6	13	8	12	5	7
CUME RTG	3.0	2.7	2.7	1.3	2.2	3.6	4.0	3.7	1.8	2.6
TOTALS										
AQH RTG	17.5	19.1	18.0	18.3	16.5	17.9	17.5	18.3	16.9	17.0
AQH(00)	354	386	363	371	346	362	353	371	342	355
CUME RTG	63.6	68.8	65.8	65.7	63.0	77.7	79.1	78.1	78.3	76.5

Footnote Symbols: ** Station(s) not reported this survey. + Station(s) reported with different call letters in prior surveys - see Page 5B.

ARBITRON RATINGS

Metro Audience Trends*

PERSONS 35-64

	MONDAY-FRIDAY 7PM-MID					WEEKEND 6AM-MID				
	FALL 86	WINTER 87	SPRING 87	SUMMER 87	FALL 87	FALL 86	WINTER 87	SPRING 87	SUMMER 87	FALL 87
WAUG										
SHARE	**	**	**	**	.7	**	**	**	**	.4
AQH(00)	**	**	**	**	1	**	**	**	**	1
CUME RTG	**	**	**	**	.2	**	**	**	**	1.1
WAZZ										
SHARE	**	**	**	**	.7	**	**	**	**	1.6
AQH(00)	**	**	**	**	1	**	**	**	**	4
CUME RTG	**	**	**	**	.6	**	**	**	**	2.0
WCHL										
SHARE		.7	.7	**	.7	1.5	1.5	.7	**	.8
AQH(00)		1	1	**	1	4	4	2	**	2
CUME RTG		2.3	1.1	**	1.3	1.9	3.9	1.2	**	2.3
WDCG										
SHARE	2.4	3.6	1.3	2.9	3.3	2.2	1.9	2.6	3.1	1.2
AQH(00)	3	5	2	4	5	6	5	7	7	3
CUME RTG	2.8	2.7	1.6	2.4	2.4	5.8	4.3	3.4	5.6	3.4
WDNC										
SHARE	1.6	7.3	5.3	5.8	4.0	3.7	2.7	2.9	4.4	6.1
AQH(00)	2	10	8	8	6	10	7	8	10	15
CUME RTG	2.3	4.2	4.6	3.3	2.3	4.6	5.7	5.1	6.1	8.1
WDUR										
SHARE	4.0	.7	9.3	1.4	7.9	4.1	3.0	6.3	4.4	5.7
AQH(00)	5	1	14	2	12	11	8	17	10	14
CUME RTG	1.0	1.5	3.2	1.3	1.4	4.8	4.1	5.4	3.0	4.7
WFXC										
SHARE	16.7	5.8	2.0	4.3	2.0	7.1	4.6	2.9	2.2	
AQH(00)	21	8	3	6	3	19	12	8	5	
CUME RTG	5.4	3.0	2.5	3.7	1.9	5.4	5.6	4.6	5.3	1.1
WKIX										
SHARE	.8		4.0	2.2	2.6	1.9	2.3	5.1	4.0	.8
AQH(00)	1		6	3	4	5	6	14	9	2
CUME RTG	1.5	1.7	2.9	2.4	2.0	3.6	4.9	5.9	4.7	1.6
WLLE										
SHARE				10.1		1.5	12.9	4.8	8.4	5.7
AQH(00)				14		4	34	13	19	14
CUME RTG				1.1	.2	2.0	6.9	4.3	4.7	5.3
WPJL										
SHARE	.8	1.5		.7	.7	.7	.8	.4	.4	.4
AQH(00)	1	2		1	1	2	2	1	1	1
CUME RTG	.6	.6		1.0	.8	1.5	1.0	1.0	1.2	1.7
WPTF										
SHARE	8.7	19.7	14.0	15.8	14.6	10.4	11.8	7.0	7.9	8.1
AQH(00)	11	27	21	22	22	28	31	19	18	20
CUME RTG	6.1	10.6	9.1	8.6	7.3	16.3	18.2	12.0	12.5	11.1
WQDR										
SHARE	10.3	8.0	5.3	14.4	11.3	9.3	10.3	12.5	14.5	11.3
AQH(00)	13	11	8	20	17	25	27	34	33	28
CUME RTG	5.4	6.8	5.3	6.0	5.6	12.1	13.4	14.4	11.5	14.2
WQOK										
SHARE	**	**	**	4.3	10.6	**	**	**	3.5	4.5
AQH(00)	**	**	**	6	16	**	**	**	8	11
CUME RTG	**	**	**	4.1	2.9	**	**	**	3.7	4.1
WRAL										
SHARE	6.3	8.0	10.0	6.5	6.0	11.5	8.7	8.1	9.3	9.3
AQH(00)	8	11	15	9	9	31	23	22	21	23
CUME RTG	4.8	5.0	4.8	6.2	5.0	14.4	13.0	10.6	12.5	12.3
WRDU										
SHARE	1.6		2.0	2.2	.7	1.9	.4	3.3	4.4	1.2
AQH(00)	2		3	3	1	5	1	9	10	3
CUME RTG	1.5	.7	1.5	1.9	1.1	3.4	2.3	3.6	5.6	2.4
WSRC										
SHARE						3.7	1.5	5.5	.9	4.5
AQH(00)						10	4	15	2	11
CUME RTG						2.8	1.4	2.2	1.4	3.1
WTIK										
SHARE		2.2	**	.7	5.3	.7	1.9	**	**	3.2
AQH(00)		3	**	1	8	2	5	**	**	8
CUME RTG	.5	.5	**	.1	1.0	1.3	1.9	**	.2	1.4
WTRG										
SHARE	5.6	2.9	.7	1.4	2.0	2.6	1.5	1.5	1.3	2.8
AQH(00)	7	4	1	2	3	7	4	4	3	7
CUME RTG	5.4	1.1	1.3	1.7	2.4	5.4	3.6	2.8	3.9	4.6
WYLT										
SHARE	8.7	9.5	13.3	2.2	5.3	9.7	6.5	6.3	4.8	8.1
AQH(00)	11	13	20	3	8	26	17	17	11	20
CUME RTG	6.4	7.4	5.4	4.9	4.3	12.8	9.0	8.7	9.9	10.6
WYRN										
SHARE	**	**	**	**	**	**	.4	**	**	1.2
AQH(00)	**	**	**	**	**	**	1	**	**	3
CUME RTG	**	**	**	**	**	**	.4	**	**	.9
WZZU										
SHARE	1.6	.7	2.0	.7	1.3	.7	1.1	1.8		
AQH(00)	2	1	3	1	2	2	3	5		
CUME RTG	1.7	1.4	1.2	1.8	1.9	3.0	2.4	.8	2.6	.8

Footnote Symbols: ** Station(s) not reported this survey. + Station(s) reported with different call letters in prior surveys - see Page 5B.

Metro Audience Trends *

PERSONS 35-64

	MONDAY-FRIDAY 7PM-MID					WEEKEND 6AM-MID				
	FALL 86	WINTER 87	SPRING 87	SUMMER 87	FALL 87	FALL 86	WINTER 87	SPRING 87	SUMMER 87	FALL 87
WZFX										
SHARE	2.4	**	1.3	**	.7	1.1	**	.4	**	.4
AQH(00)	3	**	2	**	1	3	**	1	**	1
CUME RTG	.4	**	.5	**	.2	1.1	**	.5	**	.4
WKRR										
SHARE	.8	2.9					.4	.7		.4
AQH(00)	1	4					1	2		1
CUME RTG	.8	1.0	.4	.1	.8	.3	.6	.7	.6	.6
WPCM										
SHARE	5.6	.7	2.0	2.9	2.0	3.0	2.7	3.3	1.8	1.6
AQH(00)	7	1	3	4	3	8	7	9	4	4
CUME RTG	1.8	1.0	2.5	.7	2.3	3.4	3.6	4.0	3.4	2.9
TOTALS										
AQH RTG	6.2	6.8	7.4	6.9	7.2	13.3	13.0	13.5	11.2	11.8
AQH(00)	126	137	150	139	151	269	263	272	227	247
CUME RTG	50.4	50.3	48.7	50.2	46.7	80.1	80.7	74.3	75.5	78.3

Footnote Symbols: ** Station(s) not reported this survey. + Station(s) reported with different call letters in prior surveys - see Page 5B.

ARBITRON RATINGS

Target Audience

PERSONS 12-24

	MONDAY-FRIDAY 6AM-10AM				MONDAY-FRIDAY 10AM-3PM				MONDAY-FRIDAY 3PM-7PM				MONDAY-FRIDAY 7PM-MID				WEEKEND 10AM-7PM			
	AQH (00)	CUME (00)	AQH RTG	AQH SHR	AQH (00)	CUME (00)	AQH RTG	AQH SHR	AQH (00)	CUME (00)	AQH RTG	AQH SHR	AQH (00)	CUME (00)	AQH RTG	AQH SHR	AQH (00)	CUME (00)	AQH RTG	AQH SHR
WAUG	*																			
METRO	*																			
TSA	*																			
WAZZ	*																			
METRO	*																			
TSA	*																			
WCHL	*																			
METRO	1	12	.1	.4		5			1	15	.1	.4		4				18		
TSA	1	12				5			1	15				4				18		
WDCG	*																			
METRO	46	374	3.1	18.5	16	164	1.1	9.0	34	358	2.3	12.7	33	292	2.2	15.9	31	217	2.1	14.8
TSA	79	729			25	349			73	792			78	590			61	484		
WDNC	*																			
METRO	5	32	.3	2.0					3	24	.2	1.1	2	29	.1	1.0	2	12	.1	1.0
TSA	5	32							3	24			2	29			2	12		
WDUR	*																			
METRO	1	10	.1	.4	2	33	.1	1.1									2	11	.1	1.0
TSA	1	10			2	33											2	11		
WFXC	*																			
METRO	16	128	1.1	6.5	10	81	.7	5.6	25	181	1.7	9.3	15	133	1.0	7.2	28	144	1.9	13.4
TSA	17	138			10	81			28	219			21	163			40	178		
WKIX	*																			
METRO	1	15	.1	.4	2	27	.1	1.1	1	21	.1	.4	1	13	.1	.5		19		
TSA	3	32			2	27			5	38			2	22				19		
WLLE	*																			
METRO	3	30	.2	1.2	4	27	.3	2.3	1	17	.1	.4	1	9	.1	.5	7	39	.5	3.3
TSA	6	40			8	48			3	27			1	9			7	39		
WPJL	*																			
METRO	1	10	.1	.4						8										
TSA	1	10								8										
WPTF	*																			
METRO		11			2	15	.1	1.1	7	16	.5	2.6	2	16	.1	1.0	4	28	.3	1.9
TSA	4	45			11	61			14	50			2	16			11	91		
WQDR	*																			
METRO	19	118	1.3	7.7	14	75	.9	7.9	13	112	.9	4.9	6	79	.4	2.9	3	38	.2	1.4
TSA	54	325			42	200			46	330			25	257			48	310		
WQOK	*																			
METRO	23	171	1.5	9.3	19	123	1.3	10.7	22	151	1.5	8.2	24	172	1.6	11.6	21	125	1.4	10.0
TSA	49	315			31	222			61	335			63	328			62	291		
WRAL	*																			
METRO	18	160	1.2	7.3	17	116	1.1	9.6	16	155	1.1	6.0	13	117	.9	6.3	5	76	.3	2.4
TSA	67	488			66	328			51	492			28	309			36	325		
WRDU	*																			
METRO	29	257	1.9	11.7	26	184	1.7	14.7	47	284	3.1	17.5	38	229	2.5	18.4	23	155	1.5	11.0
TSA	75	479			79	446			107	622			78	523			71	418		
WSRC	*																			
METRO	3	29	.2	1.2		10			* 1	9	.1	.4					*	10		
TSA	3	29				20			1	9								10		
WTIK	*																			
METRO	10	29	.7	4.0		7			7	13	.5	2.6	3	20	.2	1.4	6	13	.4	2.9
TSA	10	29				7			7	13			3	20			6	13		
WTRG	*																			
METRO	6	82	.4	2.4	7	98	.5	4.0	15	181	1.0	5.6	5	74	.3	2.4	12	83	.8	5.7
TSA	9	162			22	206			25	321			8	102			20	168		
WYLT	*																			
METRO	8	74	.5	3.2	18	75	1.2	10.2	17	105	1.1	6.3	4	50	.3	1.9	2	45	.1	1.0
TSA	12	123			24	115			20	179			9	107			10	97		
WYRN	*																			
METRO									* 1	10	.1	.4					*			
TSA									1	10										
WZZU	*																			
METRO	26	250	1.7	10.5	10	171	.7	5.6	25	228	1.7	9.3	21	194	1.4	10.1	22	153	1.5	10.5
TSA	53	488			24	358			45	525			47	426			39	311		
WZFX	*																			
METRO	1	19	.1	.4	2	19	.1	1.1	1	10	.1	.4	3	45	.2	1.4	4	35	.3	1.9
TSA	37	329			20	218			42	261			54	288			30	249		
WKRR	*																			
METRO	1	9	.1	.4		5				14			1	19	.1	.5	1	25	.1	.5
TSA	40	225			20	133			49	204			47	178			79	261		
WPCM	*																			
METRO		6				54				19			1	11	.1	.5	2	16	.1	1.0
TSA	10	73			7	54			8	88			3	44			17	80		
METRO TOTALS	248	1206	16.5		177	836	11.8		268	1168	17.8		207	1017	13.8		209	925	13.9	

Footnote Symbols: * Audience estimates adjusted for actual broadcast schedule. + Station(s) changed call letters since the prior survey - see Page 58.

Target Audience

PERSONS 12-24

	SATURDAY 6AM-10AM				SATURDAY 10AM-3PM				SATURDAY 3PM-7PM				SATURDAY 7PM-MID				WEEKEND 6AM-MID				
	AQH (00)	CUME (00)	AQH RTG	AQH SHR	AQH (00)	CUME (00)	AQH RTG	AQH SHR	AQH (00)	CUME (00)	AQH RTG	AQH SHR	AQH (00)	CUME (00)	AQH RTG	AQH SHR	AQH (00)	CUME (00)	AQH RTG	AQH SHR	
WAUG	*																*				
METRO																					
TSA																					
WAZZ																					
METRO																					
TSA																					
WCHL																					
METRO																					
TSA					1	4	.1	.4		4											
WDCG					1	4				4											
METRO																					
TSA																					
WDNC																					
METRO	21	51	1.4	14.9	47	138	3.1	18.6	32	113	2.1	15.3	17	80	1.1	7.7	25	259	1.7	13.6	
TSA	30	85			68	240			75	259			55	211			53	615			
WDUR																					
METRO	3	8	.2	2.1	2	8	.1	.8	2	4	.1	1.0	3	8	.2	1.4	1	24	.1	.5	
TSA	3	8			2	8			2	4			3	8			1	24			
WFXC																					
METRO																					
TSA																					
WKIX																					
METRO	20	81	1.3	14.2	34	59	2.3	13.4	41	101	2.7	19.6	37	116	2.5	16.8	27	203	1.8	14.7	
TSA	20	81			52	84			56	121			51	136			36	246			
WLLE																					
METRO																					
TSA					1	3	.1	.4													
WPJL																					
METRO	4	17	.3	2.8	5	13	.3	2.0													
TSA	4	17			5	13															
WPTF																					
METRO	7	19	.5	5.0	9	22	.6	3.6	6	21	.4	2.9									
TSA	12	30			16	51			16	72											
WQDR																					
METRO	4	7	.3	2.8	3	19	.2	1.2	4	13	.3	1.9	5	22	.3	2.3	4	73	.3	2.2	
TSA	21	68			52	127			77	212			15	75			31	344			
WQOK																					
METRO	16	49	1.1	11.3	34	99	2.3	13.4	23	86	1.5	11.0	8	44	.5	3.6	17	134	1.1	9.2	
TSA	33	139			79	186			64	192			71	150			56	336			
WRAL																					
METRO	11	57	.7	7.8	7	29	.5	2.8	3	19	.2	1.4	5	27	.3	2.3	6	167	.4	3.3	
TSA	38	134			56	199			36	108			7	37			26	482			
WRDU																					
METRO	18	63	1.2	12.8	18	72	1.2	7.1	32	100	2.1	15.3	63	123	4.2	28.6	25	244	1.7	13.6	
TSA	27	101			46	171			105	275			118	247			66	522			
WSRC																					
METRO	2	10	.1	1.4					*								*	2	20	.1	1.1
TSA	2	10																2	20		
WTIK																					
METRO					8	13	.5	3.2	5	7	.3	2.4	2	13	.1	.9	3	13	.2	1.6	
TSA					8	13			5	7			2	13			3	13			
WTRG																					
METRO	5	26	.3	3.5	7	22	.5	2.8	9	32	.6	4.3	4	25	.3	1.8	8	109	.5	4.3	
TSA	9	43			24	64			18	59			8	42			13	204			
WYLT																					
METRO					2	11	.1	.8	2	16	.1	1.0	5	13	.3	2.3	2	69	.1	1.1	
TSA					10	25			25	64			14	44			7	121			
WYRN																					
METRO									*								*				
TSA																					
WZZU																					
METRO	9	29	.6	6.4	33	93	2.2	13.0	19	42	1.3	9.1	22	87	1.5	10.0	17	241	1.1	9.2	
TSA	23	94			54	163			34	90			34	164			32	470			
WZFX																					
METRO					7	18	.5	2.8	2	8	.1	1.0	1	8	.1	.5	3	35	.2	1.6	
TSA	7	44			39	177			33	93			57	137			29	310			
WKRR																					
METRO					4	9	.3	1.6	2	11	.1	1.0	1	11	.1	.5	2	25	.1	1.1	
TSA	54	131			88	174			78	153			48	98			63	299			
WPCM																					
METRO					3	5	.2	1.2	1	6	.1	.5	1	6	.1	.5	1	22	.1	.5	
TSA	5	28			31	48			8	36			17	28			13	102			
METRO TOTALS	141	411	9.4		253	631	16.8		209	548	13.9		220	509	14.6		184	1128	12.3		

Footnote Symbols: * Audience estimates adjusted for actual broadcast schedule. + Station(s) changed call letters since the prior survey - see Page 5B.

Target Audience

Target Audience

PERSONS 12-24

	SUNDAY 10AM-3PM				SUNDAY 3PM-7PM				MONDAY-FRIDAY 6AM-7PM				MONDAY-FRIDAY COMBINED DRIVE				MONDAY-SUNDAY 6AM-MID			
	AQH (00)	CUME (00)	AQH RTG	AQH SHR	AQH (00)	CUME (00)	AQH RTG	AQH SHR	AQH (00)	CUME (00)	AQH RTG	AQH SHR	AQH (00)	CUME (00)	AQH RTG	AQH SHR	AQH (00)	CUME (00)	AQH RTG	AQH SHR
WAUG																				
METRO								*					*							
TSA																				
WAZZ																				
METRO	4	6	.3	1.9					12				1	12	.1	.4		12		
TSA	4	6							12				1	12				12		
WCHL																				
METRO		3			1	15	.1	.6	1	23	.1	.4	1	23	.1	.4	1	33	.1	.5
TSA		3			1	15			1	23			1	23			1	33		
WDCG																				
METRO	27	94	1.8	13.0	15	55	1.0	9.4	31	493	2.1	13.8	41	476	2.7	16.1	29	560	1.9	14.1
TSA	54	217			47	164			57	1036			75	1000			60	1248		
WDNC																				
METRO		4							3	32	.2	1.3	5	32	.3	2.0	2	48	.1	1.0
TSA		4							3	32			5	32			2	48		
WDUR																				
METRO	3	11	.2	1.4	3	11	.2	1.9	1	33	.1	.4	1	10	.1	.4	1	33	.1	.5
TSA	3	11			3	11			1	33			1	10			1	33		
WFXC																				
METRO	29	60	1.9	13.9	10	58	.7	6.3	16	205	1.1	7.1	20	205	1.3	7.9	19	281	1.3	9.3
TSA	43	74			10	58			17	254			22	254			23	344		
WKIX																				
METRO	1	6	.1	.5	2	10	.1	1.3	1	38	.1	.4	1	30	.1	.4		48		
TSA	1	6			2	10			3	55			4	47			1	75		
WLLE																				
METRO	21	26	1.4	10.1	4	9	.3	2.5	2	60	.1	.9	1	46	.1	.4	2	87	.1	1.0
TSA	21	26			4	9			6	81			3	56			5	108		
WPJL																				
METRO										18				18				18		
TSA										18				18				18		
WPTF																				
METRO									3	28	.2	1.3	3	28	.2	1.2	2	58	.1	1.0
TSA	5	23			10	34			10	85			9	85			7	120		
WQDR																				
METRO	4	17	.3	1.9	1	4	.1	.6	14	172	.9	6.3	16	152	1.1	6.3	10	192	.7	4.9
TSA	34	126			32	116			47	467			49	424			38	585		
WQOK																				
METRO	8	35	.5	3.8	15	52	1.0	9.4	20	213	1.3	8.9	22	204	1.5	8.7	20	240	1.3	9.8
TSA	37	94			66	155			45	435			54	412			51	497		
WRAL																				
METRO	6	20	.4	2.9	2	17	.1	1.3	17	212	1.1	7.6	17	201	1.1	6.7	13	299	.9	6.3
TSA	30	109			25	100			61	696			58	644			46	909		
WRDU																				
METRO	13	46	.9	6.3	29	55	1.9	18.2	33	337	2.2	14.7	38	327	2.5	15.0	31	367	2.1	15.1
TSA	60	172			83	214			87	713			92	665			80	798		
WSRC																				
METRO	1	10	.1	.5	*				* 2	29	.1	.9	* 2	29	.1	.8	* 2	29	.1	1.0
TSA	1	10							2	39			2	29			2	39		
WTIK																				
METRO	2	13	.1	1.0	6	7	.4	3.8	5	29	.3	2.2	8	29	.5	3.1	5	29	.3	2.4
TSA	2	13			6	7			5	29			8	29			5	29		
WTRG																				
METRO	17	30	1.1	8.2	15	44	1.0	9.4	9	201	.6	4.0	10	194	.7	3.9	8	244	.5	3.9
TSA	18	43			19	61			19	405			17	372			15	456		
WYLT																				
METRO	2	4	.1	1.0	4	21	.3	2.5	16	133	1.1	7.1	13	118	.9	5.1	9	157	.6	4.4
TSA	2	4			5	25			19	243			15	228			13	289		
WYRN																				
METRO					*				*	10			*	10			*	10		
TSA										10				10				10		
WZZU																				
METRO	18	44	1.2	8.7	19	68	1.3	11.9	20	360	1.3	8.9	25	338	1.7	9.8	20	408	1.3	9.8
TSA	39	157			23	84			39	765			48	736			39	891		
WZFX																				
METRO	7	19	.5	3.4					1	19	.1	.4	1	19	.1	.4	2	53	.1	1.0
TSA	11	45			41	89			32	400			39	384			36	485		
WKRR																				
METRO		5			1	10	.1	.6		25			1	20	.1	.4		47		
TSA	65	141			88	133			34	268			45	252			45	353		
WPCM																				
METRO					5	11	.3	3.1		19				19				35		
TSA	13	35			13	32			8	96			9	96			8	125		
METRO TOTALS	208	531	13.8		159	407	10.6		224	1331	14.9		254	1320	16.9		205	1392	13.6	

Footnote Symbols: * Audience estimates adjusted for actual broadcast schedule. + Station(s) changed call letters since the prior survey - see Page 5B.

Target Audience

PERSONS 18-34

	MONDAY-FRIDAY 6AM-10AM				MONDAY-FRIDAY 10AM-3PM				MONDAY-FRIDAY 3PM-7PM				MONDAY-FRIDAY 7PM-MID				WEEKEND 10AM-7PM			
	AQH (00)	CUME (00)	AQH RTG	AQH SHR	AQH (00)	CUME (00)	AQH RTG	AQH SHR	AQH (00)	CUME (00)	AQH RTG	AQH SHR	AQH (00)	CUME (00)	AQH RTG	AQH SHR	AQH (00)	CUME (00)	AQH RTG	AQH SHR
WAUG	* 2	24	.1	.4	2	18	.1	.5	4	14	.2	.9	* 5	8	.2	2.2	3	9	.1	.9
METRO	2	24			2	18			4	14			5	8			3	9		
TSA																				
WAZZ																				
METRO									2	12	.1	.5					1	6		.3
TSA									2	12							1	6		
WCHL																				
METRO	2	12	.1	.4	2	14	.1	.5	1	37		.2	2	22	.1	.9	5	27	.2	1.5
TSA	2	12			2	14			1	37			2	22			9	61		
WDCG																				
METRO	44	374	1.9	8.9	29	238	1.2	7.4	35	380	1.5	8.1	19	306	.8	8.5	29	265	1.2	8.6
TSA	78	618			77	481			78	710			27	479			55	466		
WDNC																				
METRO	5	22	.2	1.0		3				8			3	22	.1	1.3	2	18	.1	.6
TSA	6	37				3				23			3	37			3	52		
WDUR																				
METRO	4	29	.2	.8	3	45	.1	.8		12				12			5	46	.2	1.5
TSA	4	29			3	45				12				12			5	46		
WFXC																				
METRO	16	155	.7	3.2	12	111	.5	3.1	25	204	1.1	5.8	15	147	.6	6.7	21	147	.9	6.3
TSA	16	155			12	111			25	223			15	147			29	161		
WKIX																				
METRO	8	66	.3	1.6	8	80	.3	2.1	6	51	.3	1.4	1	38		.4		33		
TSA	10	83			9	92			10	80			1	38				33		
WLLE																				
METRO	7	68	.3	1.4	13	82	.5	3.3	4	32	.2	.9					20	96	.8	6.0
TSA	7	68			13	82			4	32							20	96		
WPJL																				
METRO	2	23	.1	.4	2	16	.1	.5	1	11		.2								
TSA	2	23			2	16			1	11										
WPTF																				
METRO	17	85	.7	3.4	18	90	.8	4.6	17	76	.7	3.9	5	58	.2	2.2	14	108	.6	4.2
TSA	22	186			28	186			26	165			6	92			21	194		
WQDR																				
METRO	47	276	2.0	9.5	30	218	1.3	7.7	42	266	1.8	9.7	14	183	.6	6.3	23	191	1.0	6.8
TSA	135	635			121	501			106	672			45	461			85	516		
WQOK																				
METRO	55	271	2.3	11.2	47	270	2.0	12.1	45	275	1.9	10.4	35	266	1.5	15.7	38	201	1.6	11.3
TSA	76	364			82	401			79	397			54	338			56	298		
WRAL																				
METRO	60	418	2.5	12.2	47	302	2.0	12.1	36	316	1.5	8.4	17	185	.7	7.6	23	212	1.0	6.8
TSA	225	1108			180	789			121	926			32	434			89	694		
WRDU																				
METRO	57	454	2.4	11.6	47	378	2.0	12.1	63	468	2.7	14.6	34	333	1.4	15.2	32	286	1.3	9.5
TSA	141	913			133	899			159	1043			76	705			101	656		
WSRC																				
METRO	2	16	.1	.4	1	19		.3	*	6							*	1	7	.3
TSA	2	16			1	19				6								1	7	
WTIK																				
METRO	10	29	.4	2.0		7			7	13	.3	1.6	3	20	.1	1.3	6	18	.3	1.8
TSA	10	29				7			7	13			3	20			6	18		
WTRG																				
METRO	29	266	1.2	5.9	20	273	.8	5.1	27	350	1.1	6.3	14	191	.6	6.3	29	221	1.2	8.6
TSA	69	577			67	654			74	737			25	305			53	450		
WYLT																				
METRO	20	155	.8	4.1	27	120	1.1	6.9	27	177	1.1	6.3	5	72	.2	2.2	9	89	.4	2.7
TSA	25	239			39	247			37	330			11	182			20	188		
WYRN																				
METRO	1	11		.2	1	17		.3	*	1	10						*			
TSA	1	11			1	17				1	10									
WZZU																				
METRO	29	262	1.2	5.9	14	191	.6	3.6	16	225	.7	3.7	6	144	.3	2.7	13	157	.5	3.9
TSA	55	491			29	383			42	535			24	336			26	282		
WZFX																				
METRO	3	31	.1	.6	4	31	.2	1.0	3	34	.1	.7	3	52	.1	1.3	6	49	.3	1.8
TSA	71	380			51	387			65	337			39	287			28	306		
WKRR																				
METRO	7	43	.3	1.4	5	27	.2	1.3	7	39	.3	1.6	5	33	.2	2.2	6	53	.3	1.8
TSA	62	381			43	261			71	332			52	216			87	290		
WPCM																				
METRO	2	31	.1	.4	3	25	.1	.8	3	48	.1	.7	1	23		.4	4	41	.2	1.2
TSA	26	144			22	113			25	158			10	76			24	144		
METRO TOTALS	493	1985	20.7		390	1696	16.4		431	1976	18.1		223	1486	9.4		336	1622	14.1	

Target Audience

Footnote Symbols: * Audience estimates adjusted for actual broadcast schedule. + Station(s) changed call letters since the prior survey - see Page 5B.

Target Audience

PERSONS 18-34

	SATURDAY 6AM-10AM				SATURDAY 10AM-3PM				SATURDAY 3PM-7PM				SATURDAY 7PM-MID				WEEKEND 6AM-MID				
	AQH (00)	CUME (00)	AQH RTG	AQH SHR	AQH (00)	CUME (00)	AQH RTG	AQH SHR	AQH (00)	CUME (00)	AQH RTG	AQH SHR	AQH (00)	CUME (00)	AQH RTG	AQH SHR	AQH (00)	CUME (00)	AQH RTG	AQH SHR	
WAUG																					
METRO	*				9	9	.4	2.1	2	9	.1	.7					*	2	9	.1	.7
TSA					9	9			2	9							2	9			
WAZZ																					
METRO																	1	6		.4	
TSA																1	6				
WCHL																					
METRO	1	3		.4	8	16	.3	1.8	6	13	.3	2.0				2	31	.1	.7		
TSA	1	3			8	16			21	47					4	65					
WDCG																					
METRO	17	47	.7	7.6	47	165	2.0	10.7	26	110	1.1	8.7	14	80	.6	5.4	22	323	.9	8.1	
TSA	23	78			70	244			51	192			32	171			41	570			
WDNC																					
METRO	6	14	.3	2.7	5	15	.2	1.1					4	14	.2	1.5	2	36	.1	.7	
TSA	6	14			8	49							4	14			3	85			
WDUR																					
METRO		6			1	12		.2					1	11		.4	3	56	.1	1.1	
TSA		6			1	12							1	11			3	56			
WFXC																					
METRO	19	74	.8	3.4	24	66	1.0	5.5	26	73	1.1	8.7	32	106	1.3	12.3	22	196	.9	8.1	
TSA	19	74			38	81			26	73			32	106			26	210			
WKIX																					
METRO	3	10	.1	1.3	1	11		.2	1	5		.3	1	10		.4	1	33		.4	
TSA	3	10			1	11			1	5			1	10			1	50			
WLLE																					
METRO	2	14	.1	.9	10	28	.4	2.3	13	15	.5	4.3					14	101	.6	5.1	
TSA	2	14			10	28			13	15							14	101			
WPJL																					
METRO													2	11	.1	.8		11			
TSA													2	11				11			
WPTF																					
METRO	13	39	.5	5.8	28	68	1.2	6.4	13	50	.5	4.3					10	144	.4	3.7	
TSA	13	39			39	131			23	101			3	34			14	229			
WQDR																					
METRO	18	65	.8	8.0	45	121	1.9	10.3	14	72	.6	4.7	20	73	.8	7.7	20	269	.8	7.3	
TSA	70	196			114	286			98	292			57	233			70	647			
WQOK																					
METRO	26	85	1.1	11.6	68	173	2.9	15.5	50	131	2.1	16.7	16	93	.7	6.1	29	234	1.2	10.6	
TSA	45	158			99	270			66	167			44	148			48	349			
WRAL																					
METRO	29	116	1.2	12.9	26	85	1.1	5.9	32	86	1.3	10.7	15	59	.6	5.7	20	330	.8	7.3	
TSA	113	329			132	407			102	330			31	185			68	965			
WRDU																					
METRO	26	78	1.1	11.6	32	127	1.3	7.3	46	153	1.9	15.3	62	155	2.6	23.8	32	413	1.3	11.7	
TSA	42	164			95	301			147	407			125	336			85	848			
WSRC																					
METRO	3	17	.1	1.3	3	7	.1	.7	*								*	2	17	.1	.7
TSA	3	17			3	7											2	17			
WTIK																					
METRO					8	13	.3	1.8	6	12	.3	2.0	2	13	.1	.8	3	18	.1	1.1	
TSA					8	13			6	12			2	13			3	18			
WTRG																					
METRO	14	60	.6	6.2	38	108	1.6	8.7	20	74	.8	6.7	9	50	.4	3.4	19	278	.8	7.0	
TSA	40	171			72	200			61	187			30	115			40	607			
WYLT																					
METRO	2	10	.1	.9	6	28	.3	1.4	5	23	.2	1.7	12	37	.5	4.6	7	139	.3	2.6	
TSA	5	34			13	53			18	77			16	54			14	237			
WYRN																					
METRO	1	6		.4					*								*	1	6		.4
TSA	1	6															1	6			
WZZU																					
METRO	8	27	.3	3.6	18	62	.8	4.1	3	27	.1	1.0	11	46	.5	4.2	9	205	.4	3.3	
TSA	14	84			30	105			15	63			12	69			18	376			
WZFX																					
METRO	1	6		.4	5	19	.2	1.1					3	22	.1	1.1	5	62	.2	1.8	
TSA	1	6			19	117			36	83			67	162			30	438			
WKRR																					
METRO	2	9	.1	.9	10	19	.4	2.3	7	25	.3	2.3	9	23	.4	3.4	5	55	.2	1.8	
TSA	72	245			103	210			87	188			59	109			68	405			
WPCM																					
METRO	2	13	.1	.9	2	11	.1	.5	2	10	.1	.7	2	16	.1	.8	3	57	.1	1.1	
TSA	6	49			38	80			15	75			23	62			18	186			
METRO TOTALS	225	695	9.5		438	1105	18.4		300	839	12.6		261	775	11.0		273	1880	11.5		

Footnote Symbols: * Audience estimates adjusted for actual broadcast schedule. + Station(s) changed call letters since the prior survey - see Page 5B.

Target Audience

PERSONS 18-34

	SUNDAY 10AM-3PM				SUNDAY 3PM-7PM				MONDAY-FRIDAY 6AM-7PM				MONDAY-FRIDAY COMBINED DRIVE				MONDAY-SUNDAY 6AM-MID					
	AQH (00)	CUME (00)	AQH RTG	AQH SHR	AQH (00)	CUME (00)	AQH RTG	AQH SHR	AQH (00)	CUME (00)	AQH RTG	AQH SHR	AQH (00)	CUME (00)	AQH RTG	AQH SHR	AQH (00)	CUME (00)	AQH RTG	AQH SHR		
WAUG																						
METRO								*	2	33	.1	.5	*	3	24	.1	.7	*	2	33	.1	.6
TSA								2	33				3	24			2	33				
WAZZ																						
METRO	4	6	.2	1.3						12			1	12		.2				12		
TSA	4	6								12			1	12						12		
WCHL																						
METRO	1	9		.3	7	24	.3	2.5	2	46	.1	.5	1	46		.2	2	59	.1	.6		
TSA	1	9			7	24			2	46			1	46			2	59				
WDCG																						
METRO	22	106	.9	7.3	21	80	.9	7.4	35	539	1.5	8.1	40	506	1.7	8.7	29	665	1.2	8.5		
TSA	56	208			39	141			78	943			77	880			57	1192				
WDNC																						
METRO	1	3		.3		3			2	22	.1	.5	3	22	.1	.7	2	46	.1	.6		
TSA	1	3				3			2	37			4	37			2	95				
WDUR																						
METRO	11	46	.5	3.6	8	18	.3	2.8	2	52	.1	.5	3	29	.1	.7	2	84	.1	.6		
TSA	11	46			8	18			2	52			3	29			2	84				
WFXC																						
METRO	30	67	1.3	9.9	6	48	.3	2.1	17	271	.7	4.0	20	256	.8	4.4	17	336	.7	5.0		
TSA	44	81			6	48			17	289			20	274			18	368				
WKIX																						
METRO	1	15		.3	2	15	.1	.7	7	103	.3	1.6	7	77	.3	1.5	4	109	.2	1.2		
TSA	1	15			2	15			9	131			10	106			5	155				
WLLE																						
METRO	34	59	1.4	11.2	24	37	1.0	8.5	8	104	.3	1.9	5	76	.2	1.1	7	140	.3	2.0		
TSA	34	59			24	37			8	104			5	76			7	140				
WPJL																						
METRO									1	37		.2		28			1	42		.3		
TSA									1	37				28			1	42				
WPTF																						
METRO	3	12	.1	1.0	9	26	.4	3.2	17	139	.7	4.0	16	125	.7	3.5	13	219	.5	3.8		
TSA	8	35			15	49			26	264			24	249			18	348				
WQDR																						
METRO	20	75	.8	6.6	9	36	.4	3.2	39	342	1.6	9.1	45	317	1.9	9.8	29	415	1.2	8.5		
TSA	75	238			50	194			121	907			120	815			91	1064				
WQOK																						
METRO	7	36	.3	2.3	21	69	.9	7.4	49	340	2.1	11.4	50	331	2.1	10.9	41	371	1.7	12.0		
TSA	14	45			41	97			79	501			76	468			65	545				
WRAL																						
METRO	19	72	.8	6.3	14	50	.6	5.0	48	545	2.0	11.2	49	505	2.1	10.7	34	652	1.4	9.9		
TSA	68	230			50	191			177	1475			173	1367			117	1727				
WRDU																						
METRO	21	94	.9	6.9	34	117	1.4	12.1	55	603	2.3	12.8	61	578	2.6	13.3	43	666	1.8	12.5		
TSA	75	246			98	304			144	1309			149	1186			114	1431				
WSRC																						
METRO					*				*	1	25	.2	*	1	16	.2	*	1	31	.3		
TSA									1	25			1	16			1	31				
WTIK																						
METRO	2	13	.1	.7	6	7	.3	2.1	5	29	.2	1.2	8	29	.3	1.7	5	34	.2	1.5		
TSA	2	13			6	7			5	29			8	29			5	34				
WTRG																						
METRO	28	100	1.2	9.2	25	76	1.1	8.9	25	470	1.1	5.8	28	422	1.2	6.1	21	554	.9	6.1		
TSA	31	131			45	125			69	1053			72	899			53	1211				
WYLT																						
METRO	16	39	.7	5.3	8	29	.3	2.8	25	250	1.1	5.8	24	231	1.0	5.2	16	310	.7	4.7		
TSA	20	56			25	85			34	456			32	414			24	562				
WYRN																						
METRO					*				*	1	27	.2	*	1	21	.2	*	1	27	.3		
TSA									1	27			1	21			1	27				
WZZU																						
METRO	14	59	.6	4.6	15	62	.6	5.3	19	380	.8	4.4	23	359	1.0	5.0	15	442	.6	4.4		
TSA	34	131			22	88			41	800			49	752			31	936				
WZFX																						
METRO	17	49	.7	5.6					3	51	.1	.7	3	40	.1	.7	3	73	.1	.9		
TSA	25	87			37	109			62	479			68	451			48	547				
WKRR																						
METRO	2	14	.1	.7	4	26	.2	1.4	6	59	.3	1.4	7	54	.3	1.5	6	91	.3	1.7		
TSA	68	165			88	138			57	425			66	420			60	508				
WPCM																						
METRO	1	7		.3	14	32	.6	5.0	3	56	.1	.7	2	52	.1	.4	2	82	.1	.6		
TSA	14	36			30	74			24	199			25	188			19	234				
METRO TOTALS	303	886	12.7		282	740	11.9		430	2199	18.1		458	2162	19.3		343	2247	14.4			

Target Audience

Footnote Symbols: * Audience estimates adjusted for actual broadcast schedule. † Station(s) changed call letters since the prior survey - see Page 5B.

Target Audience

PERSONS 18 - 49

	MONDAY-FRIDAY 6AM-10AM				MONDAY-FRIDAY 10AM-3PM				MONDAY-FRIDAY 3PM-7PM				MONDAY-FRIDAY 7PM-MID				WEEKEND 10AM-7PM			
	AQH (00)	CUME (00)	AQH RTG	AQH SHR	AQH (00)	CUME (00)	AQH RTG	AQH SHR	AQH (00)	CUME (00)	AQH RTG	AQH SHR	AQH (00)	CUME (00)	AQH RTG	AQH SHR	AQH (00)	CUME (00)	AQH RTG	AQH SHR
WAUG																				
METRO	* 3	32	.1	.4	6	30	.2	1.0	9	32	.2	1.3	* 6	12	.2	1.9	5	21	.1	1.0
TSA	3	32			6	30			9	32			6	12			5	21		
WAZZ																				
METRO	4	33	.1	.5	2	18	.1	.3	9	51	.2	1.3	1	12		.3	4	30	.1	.8
TSA	4	33			4	25			12	58			1	12			4	30		
WCHL																				
METRO	5	52	.1	.6	2	28	.1	.3	3	58	.1	.4	3	50	.1	1.0	8	59	.2	1.5
TSA	5	52			2	28			3	58			3	50			12	93		
WDCG																				
METRO	61	477	1.6	7.4	43	321	1.2	6.9	43	454	1.2	6.4	21	348	.6	6.7	31	303	.8	5.9
TSA	109	852			103	615			101	890			31	538			66	571		
WDNC																				
METRO	9	40	.2	1.1		7				18			4	40	.1	1.3	6	45	.2	1.1
TSA	10	55				7				33			4	55			10	99		
WDUR																				
METRO	22	77	.6	2.7	14	84	.4	2.2	6	46	.2	.9		27			10	94	.3	1.9
TSA	22	77			14	84			6	46				27			10	94		
WFXC																				
METRO	19	193	.5	2.3	15	142	.4	2.4	28	226	.8	4.2	18	174	.5	5.7	21	147	.6	4.0
TSA	20	208			16	157			33	277			19	182			34	178		
WKIX																				
METRO	13	106	.4	1.6	9	92	.2	1.4	10	107	.3	1.5	5	66	.1	1.6	2	57	.1	.4
TSA	19	158			14	121			20	179			5	66			2	57		
WLLE																				
METRO	12	112	.3	1.4	29	127	.8	4.6	4	41	.1	.6		5			37	145	1.0	7.1
TSA	12	121			30	141			4	41				5			38	159		
WPJL																				
METRO	9	63	.2	1.1	4	42	.1	.6	7	42	.2	1.0					1	6		.2
TSA	9	69			4	48			7	42							1	6		
WPTF																				
METRO	49	209	1.3	5.9	31	183	.8	5.0	32	183	.9	4.8	11	107	.3	3.5	19	151	.5	3.6
TSA	74	406			64	341			58	374			14	173			32	280		
WQDR																				
METRO	91	447	2.5	11.0	55	358	1.5	8.8	71	448	1.9	10.6	28	278	.8	8.9	39	351	1.1	7.5
TSA	236	1105			192	894			174	1153			66	697			135	900		
WQOK																				
METRO	57	351	1.8	8.1	53	311	1.4	8.5	59	338	1.6	8.8	46	319	1.2	14.6	50	264	1.3	9.6
TSA	113	556			111	516			119	563			87	507			94	472		
WRAL																				
METRO	118	651	3.2	14.3	91	459	2.5	14.5	66	503	1.8	9.8	23	251	.6	7.3	44	359	1.2	8.4
TSA	410	1840			296	1310			215	1484			49	665			156	1185		
WRDU																				
METRO	61	490	1.6	7.4	47	398	1.3	7.5	67	525	1.8	10.0	35	356	.9	11.1	35	321	.9	6.7
TSA	150	995			138	960			165	1135			80	757			109	727		
WSRC																				
METRO	3	33	.1	.4	3	41	.1	.5	*	16							*	4	.1	.8
TSA	3	42			3	50			2	25							4	39		
WTIK																				
METRO	26	48	.7	3.1	16	31	.4	2.6	20	29	.5	3.0	11	41	.3	3.5	14	35	.4	2.7
TSA	26	48			16	31			20	29			11	41			14	35		
WTRG																				
METRO	36	314	1.0	4.3	24	313	.6	3.8	39	447	1.1	5.8	17	233	.5	5.4	40	295	1.1	7.7
TSA	94	739			96	775			107	955			32	391			73	597		
WYLT																				
METRO	46	299	1.2	5.6	52	248	1.4	8.3	45	299	1.2	6.7	9	130	.2	2.9	28	222	.8	5.4
TSA	70	514			72	421			64	536			21	291			49	377		
WYRN																				
METRO	1	17		.1	1	17		.2	*	1		.1					*			
TSA	1	17			1	17			1	10										
WZZU																				
METRO	39	341	1.1	4.7	16	218	.4	2.6	22	286	.6	3.3	8	181	.2	2.5	13	167	.4	2.5
TSA	67	628			31	430			53	632			28	423			28	318		
WZFX																				
METRO	4	35	.1	.5	5	43	.1	.8	3	42	.1	.4	4	56	.1	1.3	8	57	.2	1.5
TSA	113	581			73	469			90	504			53	358			46	428		
WKRR																				
METRO	7	48	.2	.8	6	32	.2	1.0	8	44	.2	1.2	5	45	.1	1.6	8	61	.2	1.5
TSA	73	403			61	293			84	364			53	243			93	330		
WPCM																				
METRO	5	59	.1	.6	7	57	.2	1.1	10	93	.3	1.5	3	58	.1	1.0	7	75	.2	1.3
TSA	45	317			35	231			63	348			15	167			70	328		
METRO TOTALS	828	3148	22.3		626	2530	16.9		671	3067	18.1		314	2137	8.5		522	2535	14.1	

Footnote Symbols: * Audience estimates adjusted for actual broadcast schedule. + Station(s) changed call letters since the prior survey - see Page 5B.

Target Audience

PERSONS 18-49

	SATURDAY 6AM-10AM				SATURDAY 10AM-3PM				SATURDAY 3PM-7PM				SATURDAY 7PM-MID				WEEKEND 6AM-MID				
	AQH (00)	CUME (00)	AQH RTG	AQH SHR	AQH (00)	CUME (00)	AQH RTG	AQH SHR	AQH (00)	CUME (00)	AQH RTG	AQH SHR	AQH (00)	CUME (00)	AQH RTG	AQH SHR	AQH (00)	CUME (00)	AQH RTG	AQH SHR	
WAUG																					
METRO	*				12	17	.3	1.8	6	17	.2	1.3					*	3	31	.1	.7
TSA					12	17			6	17							3	31			
WAZZ																					
METRO	2	12	.1	.5	4	18	.1	.6	1	18		.2					4	30	.1	.9	
TSA	2	12			4	18			1	18							4	30			
WCHL																					
METRO	2	8	.1	.5	14	34	.4	2.1	9	31	.2	1.9	1	14		.3	4	77	.1	.9	
TSA	2	8			14	34			24	65			1	14			6	111			
WDCG																					
METRO	22	60	.6	5.4	53	188	1.4	7.9	27	116	.7	5.6	15	84	.4	4.2	24	379	.6	5.6	
TSA	37	123			76	267			55	221			36	189			49	719			
WDNC																					
METRO	9	18	.2	2.2	13	37	.4	1.9	4	17	.1	.8	4	19	.1	1.1	6	77	.2	1.4	
TSA	9	18			16	71			15	37			4	19			8	147			
WDUR																					
METRO	4	26	.1	1.0	4	22	.1	.6	2	5	.1	.4	1	11		.3	7	109	.2	1.6	
TSA	4	26			4	22			2	5			1	11			7	109			
WFXC																					
METRO	24	93	.6	5.9	24	66	.6	3.6	26	73	.7	5.4	34	110	.9	9.6	22	219	.6	5.1	
TSA	24	93			38	81			34	81			43	120			31	268			
WKIX																					
METRO	7	27	.2	1.7	5	32	.1	.7	2	11	.1	.4	2	16	.1	.6	3	57	.1	.7	
TSA	7	27			5	32			2	11			2	16			3	74			
WLLE																					
METRO	10	35	.3	2.5	21	50	.6	3.1	25	33	.7	5.2	1	4		.3	25	176	.7	5.8	
TSA	10	35			21	50			26	39			1	4			26	189			
WPJL																					
METRO									3	6	.1	.6	2	11	.1	.6		21			
TSA									3	6			2	11				21			
WPTF																					
METRO	21	64	.6	5.2	35	89	.9	5.2	15	56	.4	3.1	5	15	.1	1.4	15	206	.4	3.5	
TSA	49	128			55	195			34	150			19	78			28	406			
WQDR																					
METRO	41	134	1.1	10.1	73	204	2.0	10.9	26	134	.7	5.4	33	112	.9	9.3	37	487	1.0	8.6	
TSA	126	375			189	507			140	432			76	313			112	1159			
WQOK																					
METRO	30	107	.8	7.4	85	209	2.3	12.6	70	168	1.9	14.6	30	137	.8	8.5	38	305	1.0	8.9	
TSA	62	234			154	372			131	285			76	231			77	543			
WRAL																					
METRO	52	173	1.4	12.8	54	161	1.5	8.0	52	145	1.4	10.8	19	85	.5	5.4	37	518	1.0	8.6	
TSA	173	511			226	678			150	519			59	298			122	1548			
WRDU																					
METRO	30	89	.8	7.4	38	146	1.0	5.7	47	159	1.3	9.8	63	161	1.7	17.8	35	463	.9	8.2	
TSA	48	183			102	331			150	426			126	342			90	936			
WSRC																					
METRO	10	35	.3	2.5	7	18	.2	1.0	*								*	8	53	.2	1.9
TSA	10	35			7	18											8	53			
WTIK																					
METRO	7	15	.2	1.7	20	25	.5	3.0	12	29	.3	2.5	7	25	.2	2.0	11	38	.3	2.6	
TSA	7	15			20	25			12	29			7	25			11	38			
WTRG																					
METRO	21	97	.6	5.2	56	154	1.5	8.3	33	114	.9	6.9	10	54	.3	2.8	26	370	.7	6.1	
TSA	62	270			109	278			79	243			31	119			54	814			
WYLT																					
METRO	14	59	.4	3.5	24	92	.6	3.6	20	71	.5	4.2	19	71	.5	5.4	21	287	.6	4.9	
TSA	42	144			41	151			59	158			40	134			41	470			
WYRN																					
METRO	1	6		.2					*								*	1	6		.2
TSA	1	6															1	6			
WZZU																					
METRO	9	33	.2	2.2	18	67	.5	2.7	3	27	.1	.6	11	46	.3	3.1	9	221	.2	2.1	
TSA	20	124			31	130			15	63			13	81			20	469			
WZFX																					
METRO	2	10	.1	.5	7	23	.2	1.0	5	8	.1	1.0	4	26	.1	1.1	6	70	.2	1.4	
TSA	57	102			38	198			61	138			81	199			52	575			
WKRR																					
METRO	2	9	.1	.5	10	23	.3	1.5	10	30	.3	2.1	9	23	.2	2.5	6	63	.2	1.4	
TSA	79	263			106	226			95	212			59	109			72	456			
WPCM																					
METRO	2	24	.1	.5	4	24	.1	.6	5	23	.1	1.0	2	21	.1	.6	5	102	.1	1.2	
TSA	39	159			94	191			51	165			26	92			48	395			
METRO TOTALS	405	1220	10.9		672	1696	18.1		480	1305	12.9		353	1049	9.5		428	2929	11.5		

Footnote Symbols: * Audience estimates adjusted for actual broadcast schedule. + Station(s) changed call letters since the prior survey - see Page 5B.

Target Audience

Target Audience

PERSONS 18-49

	SUNDAY 10AM-3PM				SUNDAY 3PM-7PM				MONDAY-FRIDAY 6AM-7PM				MONDAY-FRIDAY COMBINED DRIVE				MONDAY-SUNDAY 6AM-MID						
	AQH (00)	CUME (00)	AQH RTG	AQH SHR	AQH (00)	CUME (00)	AQH RTG	AQH SHR	AQH (00)	CUME (00)	AQH RTG	AQH SHR	AQH (00)	CUME (00)	AQH RTG	AQH SHR	AQH (00)	CUME (00)	AQH RTG	AQH SHR			
WAUG																							
METRO								*	6	55	.2	.9	*	6	42	.2	.8	*	6	55	.2	1.1	
TSA								6	55				6	42			6	55					
WAZZ																							
METRO	10	24	.3	2.1	2	6	.1	.5	3	51	.1	.4	6	51	.2	.8	3	51	.1	.5			
TSA	10	24			2	6			4	58			7	58			3	58					
WCHL																							
METRO	2	14	.1	.4	8	29	.2	1.9	4	92	.1	.6	4	92	.1	.5	4	137	.1	.7			
TSA	2	14			8	29			4	92			4	92			5	172					
WDCG																							
METRO	23	124	.6	4.8	22	85	.6	5.3	48	678	1.3	6.9	52	624	1.4	7.0	37	821	1.0	6.8			
TSA	69	248			60	189			104	1261			104	1162			74	1535					
WDNC																							
METRO	4	9	.1	.8	2	9	.1	.5	4	45	.1	.6	6	45	.2	.8	4	129	.1	.7			
TSA	4	9			2	9			4	60			7	60			4	197					
WDUR																							
METRO	24	90	.6	5.0	11	37	.3	2.6	14	105	.4	2.0	15	82	.4	2.0	10	142	.3	1.8			
TSA	24	90			11	37			14	105			15	82			10	142					
WFXC																							
METRO	30	67	.8	6.3	6	48	.2	1.4	20	331	.5	2.9	23	307	.6	3.1	19	415	.5	3.5			
TSA	52	89			9	57			23	381			26	357			23	486					
WKIX																							
METRO	2	30	.1	.4	4	27	.1	1.0	10	172	.3	1.4	12	142	.3	1.6	7	193	.2	1.3			
TSA	2	30			4	27			16	243			20	215			10	282					
WLLE																							
METRO	58	98	1.6	12.2	43	60	1.2	10.3	16	166	.4	2.3	7	125	.2	.9	14	219	.4	2.6			
TSA	60	105			44	67			17	189			7	134			15	256					
WPJL																							
METRO									6	77	.2	.9	6	68	.2	.8	3	92	.1	.5			
TSA									6	83			6	74			3	98					
WPTF																							
METRO	6	24	.2	1.3	15	42	.4	3.6	37	291	1.0	5.3	40	267	1.1	5.3	26	385	.7	4.8			
TSA	18	63			25	81			65	579			67	555			44	706					
WQDR																							
METRO	32	120	.9	6.7	17	57	.5	4.1	71	578	1.9	10.2	80	526	2.2	10.7	53	717	1.4	9.7			
TSA	126	384			76	284			202	1483			205	1366			149	1765					
WQOK																							
METRO	9	44	.2	1.9	27	92	.7	6.5	59	436	1.6	8.4	64	421	1.7	8.6	52	476	1.4	9.5			
TSA	26	84			61	166			114	723			115	678			98	832					
WRAL																							
METRO	42	156	1.1	8.8	24	96	.6	5.7	92	837	2.5	13.2	92	778	2.5	12.3	63	971	1.7	11.5			
TSA	141	469			98	333			308	2386			312	2205			203	2733					
WRDU																							
METRO	22	102	.6	4.6	38	140	1.0	9.1	58	674	1.6	8.3	66	649	1.8	8.8	45	750	1.2	8.2			
TSA	85	289			105	351			151	1436			157	1303			120	1586					
WSRC																							
METRO	5	32	.1	1.1	*	4			*	2	52	.1	.3	*	2	43	.1	.3	*	4	77	.1	.7
TSA	5	32				4			3	61			3	52			4	86					
WTIK																							
METRO	8	25	.2	1.7	15	19	.4	3.6	20	53	.5	2.9	22	48	.6	2.9	16	64	.4	2.9			
TSA	8	25			15	19			20	53			22	48			16	64					
WTRG																							
METRO	30	115	.8	6.3	32	98	.9	7.7	31	575	.8	4.4	38	524	1.0	5.1	28	690	.8	5.1			
TSA	36	191			62	162			98	1295			102	1137			73	1520					
WYLT																							
METRO	43	121	1.2	9.0	23	69	.6	5.5	48	467	1.3	6.9	46	415	1.2	6.1	33	563	.9	6.0			
TSA	50	147			42	133			68	831			68	745			52	979					
WYRN																							
METRO					*				*	1	33	.1		*	1	27	.1		*	1	33	.2	
TSA										1	33				1	27				1	33		
WZZU																							
METRO	15	65	.4	3.2	15	62	.4	3.6	25	483	.7	3.6	30	453	.8	4.0	18	564	.5	3.3			
TSA	35	137			25	94			50	962			60	905			36	1190					
WZFX																							
METRO	17	49	.5	3.6					4	63	.1	.6	4	52	.1	.5	4	85	.1	.7			
TSA	39	124			50	124			91	708			102	680			72	779					
WKRR																							
METRO	2	14	.1	.4	7	31	.2	1.7	7	64	.2	1.0	7	59	.2	.9	6	111	.2	1.1			
TSA	70	184			99	163			71	457			78	452			69	588					
WPCM																							
METRO	4	21	.1	.8	19	52	.5	4.5	8	109	.2	1.1	7	97	.2	.9	5	144	.1	.9			
TSA	58	128			78	170			47	436			53	405			41	508					
METRO TOTALS	476	1390	12.8		418	1090	11.3		699	3460	18.8		748	3413	20.2		547	3540	14.7				

Footnote Symbols: * Audience estimates adjusted for actual broadcast schedule. + Station(s) changed call letters since the prior survey - see Page 5B.

Target Audience

PERSONS 25-49

	MONDAY-FRIDAY 6AM-10AM				MONDAY-FRIDAY 10AM-3PM				MONDAY-FRIDAY 3PM-7PM				MONDAY-FRIDAY 7PM-MID				WEEKEND 10AM-7PM				
	AQH (00)	CUME (00)	AQH RTG	AQH SHR	AQH (00)	CUME (00)	AQH RTG	AQH SHR	AQH (00)	CUME (00)	AQH RTG	AQH SHR	AQH (00)	CUME (00)	AQH RTG	AQH SHR	AQH (00)	CUME (00)	AQH RTG	AQH SHR	
WAUG																					
METRO	* 3	32	.1	.5	6	30	.2	1.3	9	32	.3	1.8	* 6	12	.2	3.1	5	21	.2	1.3	
TSA	3	32			6	30			9	32			6	12			5	21			
WAZZ																					
METRO	4	33	.1	.6	2	18	.1	.4	7	39	.3	1.4	1	12	.5		3	24	.1	.8	
TSA	4	33			4	25			10	46			1	12			3	24			
WCHL																					
METRO	4	43	.1	.6	2	23	.1	.4	2	43	.1	.4	3	46	.1	1.5	8	44	.3	2.1	
TSA	4	43			2	23			2	43			3	46			12	78			
WDCG																					
METRO	40	266	1.5	6.1	31	202	1.1	6.5	27	250	1.0	5.5	11	183	.4	5.6	14	182	.5	3.6	
TSA	78	509			84	356			69	454			15	248			43	334			
WDNC																					
METRO	6	32	.2	.9		7				18			2	32	.1	1.0	6	45	.2	1.5	
TSA	7	47				7				33			2	47			10	99			
WDUR																					
METRO	21	67	.8	3.2	12	51	.4	2.5	6	46	.2	1.2		27			8	83	.3	2.1	
TSA	21	67			12	51			6	46				27			8	83			
WFXC																					
METRO	8	111	.3	1.2	5	61	.2	1.1	8	91	.3	1.6	6	78	.2	3.1	3	55	.1	.8	
TSA	9	126			6	76			13	133			7	86			8	72			
WKIX																					
METRO	12	94	.4	1.8	7	65	.3	1.5	9	94	.3	1.8	4	53	.1	2.1	2	45	.1	.5	
TSA	16	129			12	94			15	149			4	53			2	45			
WLLE																					
METRO	10	90	.4	1.5	25	100	.9	5.3	3	32	.1	.6		5			31	115	1.1	8.0	
TSA	10	99			26	114			3	32				5			32	129			
WPJL																					
METRO	8	57	.3	1.2	4	42	.1	.8	7	42	.3	1.4					1	6		.3	
TSA	8	63			4	48			7	42							1	6			
WPTF																					
METRO	49	202	1.8	7.4	29	168	1.1	6.1	27	176	1.0	5.5	10	100	.4	5.1	15	123	.6	3.9	
TSA	73	376			53	280			47	344			13	166			22	200			
WQDR																					
METRO	77	363	2.8	11.7	43	295	1.6	9.1	59	353	2.2	12.1	23	220	.8	11.8	38	320	1.4	9.8	
TSA	193	889			152	716			134	888			50	544			103	685			
WQOK																					
METRO	51	226	1.9	7.8	37	197	1.4	7.8	45	222	1.7	9.2	30	209	1.1	15.4	36	178	1.3	9.3	
TSA	92	402			83	331			89	398			55	350			69	357			
WRAL																					
METRO	103	503	3.8	15.7	74	346	2.7	15.6	51	357	1.9	10.5	12	153	.4	6.2	40	294	1.5	10.3	
TSA	355	1503			232	1014			170	1096			28	444			123	934			
WRDU																					
METRO	37	281	1.4	5.6	22	226	.8	4.6	31	299	1.1	6.4	12	189	.4	6.2	21	209	.8	5.4	
TSA	86	614			61	541			77	624			27	349			55	413			
WSRC																					
METRO	1	23		.2	3	31	.1	.6	*	16							*	4	39	.1	1.0
TSA	1	32			3	40			2	25							4	39			
WTIK																					
METRO	16	19	.6	2.4	16	24	.6	3.4	13	16	.5	2.7	8	21	.3	4.1	8	22	.3	2.1	
TSA	16	19			16	24			13	16			8	21			8	22			
WTRG																					
METRO	31	252	1.1	4.7	19	229	.7	4.0	29	308	1.1	5.9	13	170	.5	6.7	29	232	1.1	7.5	
TSA	86	600			76	583			87	679			25	307			54	454			
WYLT																					
METRO	39	237	1.4	5.9	37	185	1.4	7.8	31	209	1.1	6.4	5	87	.2	2.6	26	181	1.0	6.7	
TSA	61	418			54	333			48	386			13	205			44	298			
WYRN																					
METRO	1	17		.2	1	17		.2	*								*				
TSA	1	17			1	17															
WZZU																					
METRO	25	212	.9	3.8	11	112	.4	2.3	13	154	.5	2.7	5	95	.2	2.6	8	100	.3	2.1	
TSA	37	389			13	178			30	330			13	224			18	172			
WZFX																					
METRO	3	25	.1	.5	4	33	.1	.8	2	32	.1	.4	3	37	.1	1.5	5	38	.2	1.3	
TSA	96	430			57	306			73	402			32	257			35	306			
WKRR																					
METRO	7	42	.3	1.1	6	27	.2	1.3	8	38	.3	1.6	5	34	.2	2.6	7	44	.3	1.8	
TSA	36	210			41	171			37	189			8	80			17	115			
WPCM																					
METRO	5	53	.2	.8	7	57	.3	1.5	10	74	.4	2.0	2	47	.1	1.0	6	64	.2	1.5	
TSA	36	259			28	177			56	282			13	131			57	274			
METRO TOTALS	658	2346	24.3		475	1831	17.6		488	2242	18.0		195	1480	7.2		389	1899	14.4		

Target Audience

Footnote Symbols: * Audience estimates adjusted for actual broadcast schedule. + Station(s) changed call letters since the prior survey - see Page 5B.

Target Audience

PERSONS 25-49

	SATURDAY 6AM-10AM				SATURDAY 10AM-3PM				SATURDAY 3PM-7PM				SATURDAY 7PM-MID				WEEKEND 6AM-MID				
	AQH (00)	CUME (00)	AQH RTG	AQH SHR	AQH (00)	CUME (00)	AQH RTG	AQH SHR	AQH (00)	CUME (00)	AQH RTG	AQH SHR	AQH (00)	CUME (00)	AQH RTG	AQH SHR	AQH (00)	CUME (00)	AQH RTG	AQH SHR	
WAUG																					
METRO	*				12	17	.4	2.3	6	17	.2	1.6					*	3	31	.1	1.0
TSA					12	17			6	17								3	31		
WAZZ																					
METRO	2	12	.1	.7	4	18	.1	.8	1	18		.3					3	24	.1	1.0	
TSA	2	12			4	18			1	18							3	24			
WCHL																					
METRO	2	8	.1	.7	13	30	.5	2.5	9	27	.3	2.5	1	14		.5	4	62	.1	1.3	
TSA	2	8			13	30			9	27			1	14			4	62			
WDCG																					
METRO	11	43	.4	3.6	25	110	.9	4.8	12	59	.4	3.3	8	38	.3	3.6	11	227	.4	3.6	
TSA	23	97			45	156			32	108			22	86			30	406			
WDNC																					
METRO	6	10	.2	2.0	13	37	.5	2.5	4	17	.1	1.1	1	11		.5	5	65	.2	1.6	
TSA	6	10			16	71			15	37			1	11			7	135			
WDUR																					
METRO	4	26	.1	1.3	4	22	.1	.8	2	5	.1	.5					6	98	.2	1.9	
TSA	4	26			4	22			2	5							6	98			
WFXC																					
METRO	7	29	.3	2.3	8	33	.3	1.6	2	16	.1	.5	9	34	.3	4.1	4	87	.1	1.3	
TSA	7	29			8	33			2	16			9	34			4	87			
WKIX																					
METRO	7	27	.3	2.3	5	32	.2	1.0	2	11	.1	.5	2	16	.1	.9	3	45	.1	1.0	
TSA	7	27			5	32			2	11			2	16			3	45			
WLLE																					
METRO	8	26	.3	2.6	16	37	.6	3.1	25	33	.9	6.9	1	4		.5	20	146	.7	6.5	
TSA	8	26			16	37			26	39			1	4			21	159			
WPJL																					
METRO									3	6	.1	.8	2	11	.1	.9		21			
TSA									3	6			2	11				21			
WPTF																					
METRO	16	54	.6	5.2	26	67	1.0	5.0	9	35	.3	2.5	5	15	.2	2.3	12	168	.4	3.9	
TSA	44	118			39	144			18	78			19	78			22	317			
WQDR																					
METRO	41	134	1.5	13.4	72	192	2.7	14.0	25	128	.9	6.9	29	93	1.1	13.1	35	424	1.3	11.3	
TSA	111	336			150	419			97	290			68	263			92	913			
WQOK																					
METRO	16	66	.6	5.2	61	136	2.3	11.8	55	113	2.0	15.1	23	101	.8	10.4	25	210	.9	8.1	
TSA	39	146			119	270			109	210			43	148			50	400			
WRAL																					
METRO	42	119	1.6	13.7	48	135	1.8	9.3	49	126	1.8	13.5	16	72	.6	7.2	32	382	1.2	10.4	
TSA	136	380			178	523			116	423			56	285			99	1194			
WRDU																					
METRO	15	48	.6	4.9	23	83	.8	4.5	29	97	1.1	8.0	19	69	.7	8.6	18	267	.7	5.8	
TSA	29	116			69	194			69	232			32	137			40	525			
WSRC																					
METRO	8	25	.3	2.6	7	18	.3	1.4	*								*	7	43	.3	2.3
TSA	8	25			7	18												7	43		
WTIK																					
METRO	7	15	.3	2.3	12	12	.4	2.3	7	22	.3	1.9	5	12	.2	2.3	8	25	.3	2.6	
TSA	7	15			12	12			7	22			5	12			8	25			
WTRG																					
METRO	16	77	.6	5.2	49	137	1.8	9.5	24	88	.9	6.6	8	41	.3	3.6	19	287	.7	6.1	
TSA	53	233			86	221			62	194			25	89			42	642			
WYLT																					
METRO	14	59	.5	4.6	22	81	.8	4.3	19	59	.7	5.2	14	58	.5	6.3	19	222	.7	6.1	
TSA	42	144			39	140			49	112			31	104			37	367			
WYRN																					
METRO	1	6		.3					*								*	1	6		.3
TSA	1	6																1	6		
WZZU																					
METRO	9	33	.3	2.9	9	35	.3	1.7	2	21	.1	.5	6	21	.2	2.7	6	119	.2	1.9	
TSA	18	91			19	76			3	31			7	33			13	254			
WZFX																					
METRO	2	10	.1	.7	3	13	.1	.6	5	8	.2	1.4	4	26	.1	1.8	4	51	.1	1.3	
TSA	57	102			20	90			60	122			54	139			39	411			
WKRR																					
METRO	2	9	.1	.7	8	17	.3	1.6	8	19	.3	2.2	8	17	.3	3.6	5	46	.2	1.6	
TSA	25	132			22	70			19	70			11	26			13	203			
WPCM																					
METRO	2	24	.1	.7	4	24	.1	.8	4	17	.1	1.1	1	15		.5	4	85	.1	1.3	
TSA	38	138			66	148			47	137			9	64			38	326			
METRO TOTALS	306	950	11.3		516	1275	19.1		364	978	13.5		221	675	8.2		309	2152	11.4		

Footnote Symbols: * Audience estimates adjusted for actual broadcast schedule. + Station(s) changed call letters since the prior survey - see Page 5B.

ARBITRON RATINGS

Target Audience

PERSONS 25-49

	SUNDAY 10AM-3PM				SUNDAY 3PM-7PM				MONDAY-FRIDAY 6AM-7PM				MONDAY-FRIDAY COMBINED DRIVE				MONDAY-SUNDAY 6AM-MID			
	AQH (00)	CUME (00)	AQH RTG	AQH SHR	AQH (00)	CUME (00)	AQH RTG	AQH SHR	AQH (00)	CUME (00)	AQH RTG	AQH SHR	AQH (00)	CUME (00)	AQH RTG	AQH SHR	AQH (00)	CUME (00)	AQH RTG	AQH SHR
WAUG																				
METRO								* 6	55	.2	1.1		* 6	42	.2	1.0	* 6	55	.2	1.5
TSA								6	55				6	42			6	55		
WAZZ																				
METRO	6	18	.2	1.8	2	6	.1	.6	3	39	.1	.6	5	39	.2	.9	3	39	.1	.7
TSA	6	18			2	6			4	46			6	46			3	46		
WCHL																				
METRO	2	14	.1	.6	7	14	.3	2.3	3	72	.1	.6	3	72	.1	.5	3	107	.1	.7
TSA	2	14			7	14			3	72			3	72			4	142		
WDCG																				
METRO	9	77	.3	2.7	13	59	.5	4.2	32	382	1.2	6.0	33	340	1.2	5.7	23	458	.8	5.7
TSA	50	151			44	116			77	696			73	629			52	806		
WDNC																				
METRO	4	9	.1	1.2	2	9	.1	.6	3	37	.1	.6	4	37	.1	.7	3	117	.1	.7
TSA	4	9			2	9			3	52			5	52			3	185		
WDUR																				
METRO	21	79	.8	6.3	8	26	.3	2.6	13	72	.5	2.4	14	72	.5	2.4	9	109	.3	2.2
TSA	21	79			8	26			13	72			14	72			9	109		
WFXC																				
METRO	3	15	.1	.9	1	6	.3		7	184	.3	1.3	8	160	.3	1.4	5	226	.2	1.2
TSA	11	23			4	15			10	225			11	201			8	274		
WKIX																				
METRO	1	24		.3	3	21	.1	1.0	9	145	.3	1.7	11	123	.4	1.9	7	160	.3	1.7
TSA	1	24			3	21			13	199			16	179			9	232		
WLLE																				
METRO	42	81	1.6	12.5	39	51	1.4	12.6	14	122	.5	2.6	6	95	.2	1.0	12	166	.4	3.0
TSA	44	88			40	58			15	145			6	104			13	203		
WPJL																				
METRO									6	71	.2	1.1	6	62	.2	1.0	3	86	.1	.7
TSA									6	77			6	68			3	92		
WPTF																				
METRO	6	24	.2	1.8	15	42	.6	4.8	35	276	1.3	6.5	38	252	1.4	6.6	24	340	.9	5.9
TSA	13	40			19	58			57	518			61	494			38	610		
WQDR																				
METRO	30	107	1.1	9.0	17	57	.6	5.5	59	449	2.2	11.0	67	413	2.5	11.7	45	571	1.7	11.1
TSA	99	288			58	192			161	1144			164	1065			119	1352		
WQOK																				
METRO	3	17	.1	.9	19	65	.7	6.1	44	277	1.6	8.2	49	271	1.8	8.5	37	302	1.4	9.1
TSA	13	48			33	111			88	494			90	472			71	588		
WRAL																				
METRO	38	143	1.4	11.3	22	83	.8	7.1	76	643	2.8	14.2	77	595	2.8	13.4	51	716	1.9	12.6
TSA	114	393			75	257			252	1887			262	1744			163	2087		
WRDU																				
METRO	15	73	.6	4.5	21	107	.8	6.8	30	405	1.1	5.6	36	386	1.3	6.3	22	462	.8	5.4
TSA	41	161			37	188			74	850			81	754			55	940		
WSRC																				
METRO	5	32	.2	1.5	*	4			* 1	42	.2		* 1	33	.2		* 3	67	.1	.7
TSA	5	32				4			2	51			2	42			3	76		
WTIK																				
METRO	6	12	.2	1.8	9	12	.3	2.9	15	24	.6	2.8	14	19	.5	2.4	11	35	.4	2.7
TSA	6	12			9	12			15	24			14	19			11	35		
WTRG																				
METRO	16	88	.6	4.8	18	65	.7	5.8	25	423	.9	4.7	31	379	1.1	5.4	22	495	.8	5.4
TSA	21	151			44	112			82	943			88	818			60	1122		
WYLT																				
METRO	41	117	1.5	12.2	19	48	.7	6.1	35	349	1.3	6.5	35	312	1.3	6.1	25	426	.9	6.2
TSA	48	143			37	108			54	632			56	561			42	739		
WYRN																				
METRO					*				* 1	23	.2		* 1	17	.2		* 1	23	.2	
TSA									1	23			1	17			1	23		
WZZU																				
METRO	11	52	.4	3.3	9	34	.3	2.9	16	265	.6	3.0	19	248	.7	3.3	11	320	.4	2.7
TSA	25	67			19	66			27	508			34	472			19	647		
WZFX																				
METRO	10	30	.4	3.0					3	53	.1	.6	3	42	.1	.5	3	66	.1	.7
TSA	29	89			35	91			74	524			85	512			55	562		
WKRR																				
METRO	2	14	.1	.6	7	26	.3	2.3	7	47	.3	1.3	7	47	.3	1.2	6	72	.2	1.5
TSA	9	66			15	46			38	237			36	237			26	295		
WPCM																				
METRO	4	21	.1	1.2	14	41	.5	4.5	8	90	.3	1.5	7	78	.3	1.2	5	114	.2	1.2
TSA	46	107			73	159			39	362			45	331			34	424		
METRO TOTALS	335	1046	12.4		310	808	11.5		536	2550	19.8		575	2510	21.2		405	2603	15.0	

Target Audience

Footnote Symbols: * Audience estimates adjusted for actual broadcast schedule. + Station(s) changed call letters since the prior survey - see Page 5B.

Target Audience

PERSONS 25-54

	MONDAY-FRIDAY 6AM-10AM				MONDAY-FRIDAY 10AM-3PM				MONDAY-FRIDAY 3PM-7PM				MONDAY-FRIDAY 7PM-MID				WEEKEND 10AM-7PM			
	AQH (00)	CUME (00)	AQH RTG	AQH SHR	AQH (00)	CUME (00)	AQH RTG	AQH SHR	AQH (00)	CUME (00)	AQH RTG	AQH SHR	AQH (00)	CUME (00)	AQH RTG	AQH SHR	AQH (00)	CUME (00)	AQH RTG	AQH SHR
WAUG																				
METRO	* 3	32	.1	.4	6	30	.2	1.2	9	32	.3	1.7	* 6	12	.2	2.9	5	21	.2	1.2
TSA	3	32			6	30			9	32			6	12			5	21		
WAZZ																				
METRO	4	33	.1	.5	2	18	.1	.4	7	39	.2	1.3	1	12		.5	3	24	.1	.7
TSA	5	48			4	25			10	46			1	12			3	24		
WCHL																				
METRO	4	43	.1	.5	2	23	.1	.4	2	47	.1	.4	3	46	.1	1.4	8	44	.3	1.9
TSA	4	43			2	23			2	47			3	46			8	44		
WDCG																				
METRO	42	281	1.4	5.8	31	202	1.0	6.1	27	252	.9	5.1	11	183	.4	5.3	14	184	.5	3.3
TSA	82	542			85	374			72	471			18	266			48	354		
WDNC																				
METRO	9	50	.3	1.2	2	27	.1	.4	2	39	.1	.4	4	42	.1	1.9	9	81	.3	2.1
TSA	10	65			2	27			2	54			4	57			13	135		
WDUR																				
METRO	21	67	.7	2.9	12	51	.4	2.4	6	46	.2	1.1		27			8	83	.3	1.9
TSA	21	67			12	51			6	46				27			8	83		
WFXC																				
METRO	8	113	.3	1.1	5	68	.2	1.0	8	91	.3	1.5	6	87	.2	2.9	3	55	.1	.7
TSA	9	128			6	83			13	133			7	95			8	72		
WKIX																				
METRO	14	104	.5	1.9	7	70	.2	1.4	11	104	.4	2.1	4	58	.1	1.9	3	50	.1	.7
TSA	18	139			12	99			17	159			4	58			3	50		
WLLE																				
METRO	11	96	.4	1.5	25	106	.8	4.9	3	32	.1	.6		5			31	115	1.0	7.3
TSA	11	105			26	120			3	32				5			32	129		
WPJL																				
METRO	10	69	.3	1.4	5	49	.2	1.0	9	49	.3	1.7	1	4		.5	2	13	.1	.5
TSA	10	75			5	55			9	49			1	4			2	13		
WPTF																				
METRO	66	271	2.2	9.1	29	186	1.0	5.7	30	205	1.0	5.6	13	122	.4	6.3	18	151	.6	4.2
TSA	96	470			62	332			55	387			16	188			25	228		
WQDR																				
METRO	88	399	3.0	12.1	53	338	1.8	10.4	69	382	2.3	13.0	26	238	.9	12.6	47	355	1.6	11.1
TSA	211	964			184	820			153	987			56	594			115	745		
WQOK																				
METRO	52	233	1.7	7.1	37	197	1.2	7.3	45	222	1.5	8.5	30	209	1.0	14.5	37	185	1.2	8.7
TSA	102	454			89	369			98	426			58	372			73	393		
WRAL																				
METRO	110	558	3.7	15.1	78	373	2.6	15.4	57	403	1.9	10.7	14	173	.5	6.8	44	321	1.5	10.4
TSA	377	1641			246	1092			192	1252			37	496			138	1029		
WRDU																				
METRO	37	281	1.2	5.1	22	231	.7	4.3	31	304	1.0	5.8	12	189	.4	5.8	21	209	.7	5.0
TSA	88	630			61	546			80	652			27	349			56	429		
WSRC																				
METRO	5	36	.2	.7	4	38	.1	.8	* 6	23	.2	1.1					* 7	52	.2	1.7
TSA	5	45			4	47			8	32							7	52		
WTIK																				
METRO	16	24	.5	2.2	16	26	.5	3.1	13	16	.4	2.4	8	21	.3	3.9	8	22	.3	1.9
TSA	16	24			16	26			13	16			8	21			8	22		
WTRG																				
METRO	31	259	1.0	4.3	19	241	.6	3.7	29	308	1.0	5.5	13	170	.4	6.3	29	232	1.0	6.8
TSA	87	615			80	615			87	687			25	307			55	460		
WYLT																				
METRO	48	278	1.6	6.6	48	231	1.6	9.4	39	251	1.3	7.3	6	103	.2	2.9	29	200	1.0	6.8
TSA	70	467			65	379			56	428			14	230			48	327		
WYRN																				
METRO	7	35	.2	1.0	1	17		.2	*	5							*			
TSA	7	35			1	17				5										
WZZU																				
METRO	25	212	.8	3.4	12	117	.4	2.4	13	154	.4	2.4	5	95	.2	2.4	8	100	.3	1.9
TSA	37	389			14	183			30	330			13	224			18	172		
WZFX																				
METRO	3	25	.1	.4	4	33	.1	.8	2	32	.1	.4	3	37	.1	1.4	5	38	.2	1.2
TSA	96	430			57	306			86	428			48	278			37	332		
WKRR																				
METRO	7	42	.2	1.0	6	27	.2	1.2	8	38	.3	1.5	5	34	.2	2.4	7	44	.2	1.7
TSA	36	210			41	171			37	189			8	80			17	115		
WPCM																				
METRO	5	56	.2	.7	7	57	.2	1.4	10	74	.3	1.9	2	47	.1	1.0	6	67	.2	1.4
TSA	41	300			33	209			60	307			14	145			62	305		
METRO TOTALS	728	2580	24.4		508	1992	17.1		531	2422	17.8		207	1590	6.9		424	2074	14.2	

Footnote Symbols: * Audience estimates adjusted for actual broadcast schedule. + Station(s) changed call letters since the prior survey - see Page 5B.

Target Audience

PERSONS 25-54

	SATURDAY 6AM-10AM				SATURDAY 10AM-3PM				SATURDAY 3PM-7PM				SATURDAY 7PM-MID				WEEKEND 6AM-MID				
	AQH (00)	CJME (00)	AQH RTG	AQH SHR	AQH (00)	CJME (00)	AQH RTG	AQH SHR	AQH (00)	CJME (00)	AQH RTG	AQH SHR	AQH (00)	CJME (00)	AQH RTG	AQH SHR	AQH (00)	CJME (00)	AQH RTG	AQH SHR	
WAUG																					
METRO	*				12	17	.4	2.1	6	17	.2	1.5					*	3	31	.1	.9
TSA					12	17			6	17							3	31			
WAZZ																					
METRO	2	12	.1	.6	4	18	.1	.7	1	18		.3					3	24	.1	.9	
TSA	2	12			4	18			1	18							3	24			
WCHL																					
METRO	2	8	.1	.6	13	30	.4	2.3	9	27	.3	2.3	1	14		.4	4	62	.1	1.2	
TSA	2	8			13	30			24	61			1	14			6	96			
WDCG																					
METRO	11	43	.4	3.0	26	112	.9	4.5	12	59	.4	3.0	8	38	.3	3.5	11	229	.4	3.3	
TSA	27	106			55	167			38	117			29	95			34	426			
WDNC																					
METRO	12	30	.4	3.3	21	60	.7	3.7	7	26	.2	1.8	2	15	.1	.9	8	115	.3	2.4	
TSA	12	30			24	94			18	46			2	15			10	185			
WDUR																					
METRO	4	26	.1	1.1	4	22	.1	.7	2	5	.1	.5					6	104	.2	1.8	
TSA	4	26			4	22			2	5							6	104			
WFXC																					
METRO	7	29	.2	1.9	8	33	.3	1.4	2	16	.1	.5	9	34	.3	3.9	4	87	.1	1.2	
TSA	7	29			8	33			10	24			18	44			9	122			
WKIX																					
METRO	8	32	.3	2.2	7	37	.2	1.2	2	11	.1	.5	2	16	.1	.9	3	50	.1	.9	
TSA	8	32			7	37			2	11			2	16			3	50			
WLLE																					
METRO	8	26	.3	2.2	16	37	.5	2.8	25	33	.8	6.3	1	4		.4	20	152	.7	5.9	
TSA	8	26			16	37			26	39			1	4			21	165			
WPJL																					
METRO	3	4	.1	.8	2	7	.1	.3	6	10	.2	1.5	4	15	.1	1.7	1	28		.3	
TSA	3	4			2	7			6	10			4	15			1	28			
WPTF																					
METRO	27	79	.9	7.4	31	77	1.0	5.4	13	47	.4	3.3	7	27	.2	3.0	16	226	.5	4.7	
TSA	58	152			44	154			22	90			21	90			26	384			
WQDR																					
METRO	52	151	1.7	14.3	85	216	2.9	14.9	31	140	1.0	7.8	32	102	1.1	13.9	41	464	1.4	12.1	
TSA	127	364			173	468			107	313			73	280			101	992			
WQOK																					
METRO	17	73	.6	4.7	62	143	2.1	10.8	55	113	1.8	13.8	23	101	.8	10.0	26	217	.9	7.7	
TSA	50	173			127	290			111	223			43	148			54	436			
WRAL																					
METRO	46	126	1.5	12.7	53	152	1.8	9.3	57	146	1.9	14.3	16	72	.5	7.0	35	416	1.2	10.4	
TSA	144	407			199	581			142	476			59	293			109	1311			
WRDU																					
METRO	15	48	.5	4.1	23	83	.8	4.0	29	97	1.0	7.3	19	69	.6	8.3	18	267	.6	5.3	
TSA	30	125			69	194			70	241			32	137			40	541			
WSRC																					
METRO	12	32	.4	3.3	14	31	.5	2.4	* 1	6		.3					* 10	56	.3	3.0	
TSA	12	32			14	31			1	6							10	56			
WTIK																					
METRO	7	15	.2	1.9	12	12	.4	2.1	7	22	.2	1.8	5	12	.2	2.2	8	25	.3	2.4	
TSA	7	15			12	12			7	22			5	12			8	25			
WTRG																					
METRO	16	77	.5	4.4	49	137	1.6	8.6	24	88	.8	6.0	8	41	.3	3.5	19	287	.6	5.6	
TSA	53	233			90	227			62	194			25	89			43	648			
WYLT																					
METRO	23	73	.8	6.3	26	95	.9	4.5	22	75	.7	5.5	14	58	.5	6.1	22	241	.7	6.5	
TSA	52	166			45	164			53	138			31	104			41	404			
WYRN																					
METRO	1	6		.3					*								*	2	19	.1	.6
TSA	1	6															2	19			
WZZU																					
METRO	9	33	.3	2.5	9	35	.3	1.6	2	21	.1	.5	6	21	.2	2.6	6	119	.2	1.8	
TSA	18	91			19	76			3	31			7	33			13	254			
WZFX																					
METRO	2	10	.1	.6	3	13	.1	.5	5	8	.2	1.3	4	26	.1	1.7	4	51	.1	1.2	
TSA	57	102			22	95			60	122			58	144			40	450			
WKRR																					
METRO	2	9	.1	.6	8	17	.3	1.4	8	19	.3	2.0	8	17	.3	3.5	5	46	.2	1.5	
TSA	25	132			22	70			19	70			11	26			13	203			
WPCM																					
METRO	3	27	.1	.8	5	27	.2	.9	4	17	.1	1.0	1	15		.4	4	88	.1	1.2	
TSA	41	168			71	165			57	151			9	64			42	367			
METRO TOTALS	363	1063	12.2		572	1407	19.2		399	1068	13.4		230	714	7.7		338	2368	11.3		

Target Audience

Footnote Symbols: * Audience estimates adjusted for actual broadcast schedule. + Station(s) changed call letters since the prior survey - see Page 5B.

Target Audience

PERSONS 25-54

	SUNDAY 10AM-3PM				SUNDAY 3PM-7PM				MONDAY-FRIDAY 6AM-7PM				MONDAY-FRIDAY COMBINED DRIVE				MONDAY-SUNDAY 6AM-MID							
	AQH (00)	CUME (00)	AQH RTG	AQH SHR	AQH (00)	CUME (00)	AQH RTG	AQH SHR	AQH (00)	CUME (00)	AQH RTG	AQH SHR	AQH (00)	CUME (00)	AQH RTG	AQH SHR	AQH (00)	CUME (00)	AQH RTG	AQH SHR				
WAUG									*	6	55	.2	1.0	*	6	42	.2	.9	*	6	55	.2	1.4	
METRO										6	55				6	42				6	55			
TSA																								
WAZZ																								
METRO	6	18	.2	1.7	2	6	.1	.6	3	39	.1	.5	5	39	.2	.8	3	39	.1	.7				
TSA	6	18			2	6			4	61			6	61			3	61						
WCHL																								
METRO	2	14	.1	.6	7	14	.2	2.1	3	76	.1	.5	3	76	.1	.5	3	111	.1	.7				
TSA	2	14			7	14			3	76			3	76			4	146						
WDCC																								
METRO	9	77	.3	2.5	13	59	.4	4.0	32	397	1.1	5.5	35	355	1.2	5.5	23	473	.8	5.2				
TSA	53	169			44	116			80	734			76	667			54	844						
WDNC																								
METRO	5	22	.2	1.4	2	13	.1	.6	6	71	.2	1.0	7	67	.2	1.1	6	170	.2	1.4				
TSA	5	22			2	13			6	86			8	82			6	238						
WDUR																								
METRO	21	79	.7	5.9	8	26	.3	2.4	13	72	.4	2.2	14	72	.5	2.2	9	115	.3	2.0				
TSA	21	79			8	26			13	72			14	72			9	115						
WFXC																								
METRO	3	15	.1	.8	1	6		.3	7	193	.2	1.2	8	162	.3	1.3	5	235	.2	1.1				
TSA	11	23			4	15			10	234			11	203			8	283						
WKIX																								
METRO	1	24		.3	3	21	.1	.9	10	159	.3	1.7	13	137	.4	2.1	8	174	.3	1.8				
TSA	1	24			3	21			14	213			18	193			10	246						
WLEL																								
METRO	42	81	1.4	11.9	39	51	1.3	11.9	14	128	.5	2.4	6	101	.2	.9	12	172	.4	2.7				
TSA	44	88			40	58			15	151			6	110			13	209						
WPJL																								
METRO		4							8	83	.3	1.4	8	74	.3	1.3	5	98	.2	1.1				
TSA		4							8	89			8	80			5	104						
WPTF																								
METRO	7	31	.2	2.0	16	48	.5	4.9	42	350	1.4	7.2	48	321	1.6	7.6	29	422	1.0	6.6				
TSA	14	47			20	64			70	638			77	593			47	737						
WQDR																								
METRO	39	121	1.3	11.0	23	66	.8	7.0	69	506	2.3	11.9	77	452	2.6	12.2	52	632	1.7	11.8				
TSA	108	302			64	201			185	1289			183	1192			135	1522						
WQOK																								
METRO	3	17	.1	.8	22	72	.7	6.7	44	284	1.5	7.6	50	278	1.7	7.9	37	309	1.2	8.4				
TSA	16	65			36	118			96	546			100	524			77	640						
WRAL																								
METRO	40	156	1.3	11.3	23	95	.8	7.0	81	698	2.7	13.9	83	650	2.8	13.1	55	786	1.8	12.5				
TSA	116	406			91	304			271	2072			284	1909			177	2316						
WRDU																								
METRO	15	73	.5	4.2	21	107	.7	6.4	30	410	1.0	5.2	36	391	1.2	5.7	22	467	.7	5.0				
TSA	44	168			37	188			75	878			83	782			56	975						
WSRC																								
METRO	5	32	.2	1.4	*	2	11	.1	.6	*	4	55	.1	.7	*	6	46	.2	.9	*	6	86	.2	1.4
TSA	5	32				2	11				5	64				7	55				6	95		
WTIK																								
METRO	6	12	.2	1.7	9	12	.3	2.7	15	31	.5	2.6	14	24	.5	2.2	11	42	.4	2.5				
TSA	6	12			9	12			15	31			14	24			11	42						
WTRG																								
METRO	16	88	.5	4.5	18	65	.6	5.5	25	435	.8	4.3	31	386	1.0	4.9	22	507	.7	5.0				
TSA	21	151			44	112			84	975			89	833			62	1160						
WYLT																								
METRO	42	124	1.4	11.9	21	59	.7	6.4	44	395	1.5	7.6	44	358	1.5	7.0	31	481	1.0	7.0				
TSA	49	150			39	119			64	686			65	615			49	812						
WYRN																								
METRO					*				*	3	41	.1	.5	*	5	35	.2	.8	*	3	41	.1	.7	
TSA										3	41				5	35				3	41			
WZZU																								
METRO	11	52	.4	3.1	9	34	.3	2.7	16	270	.5	2.8	19	248	.6	3.0	11	325	.4	2.5				
TSA	25	67			19	66			27	513			34	472			19	652						
WZFX																								
METRO	10	30	.3	2.8					3	53	.1	.5	3	42	.1	.5	3	66	.1	.7				
TSA	29	89			38	112			78	550			91	538			60	601						
WKRR																								
METRO	2	14	.1	.6	7	26	.2	2.1	7	47	.2	1.2	7	47	.2	1.1	6	72	.2	1.4				
TSA	9	66			15	46			38	237			36	237			26	295						
WPCM																								
METRO	4	21	.1	1.1	14	41	.5	4.3	8	93	.3	1.4	7	81	.2	1.1	5	117	.2	1.1				
TSA	46	107			80	173			43	403			49	372			37	470						
METRO TOTALS	354	1111	11.9		329	873	11.0		581	2793	19.5		633	2744	21.2		440	2853	14.8					

Footnote Symbols: * Audience estimates adjusted for actual broadcast schedule. † Station(s) changed call letters since the prior survey - see Page 58.

Target Audience

PERSONS 35-64

	MONDAY-FRIDAY 6AM-10AM				MONDAY-FRIDAY 10AM-3PM				MONDAY-FRIDAY 3PM-7PM				MONDAY-FRIDAY 7PM-MID				WEEKEND 10AM-7PM			
	AQH (00)	CUME (00)	AQH RTG	AQH SHR	AQH (00)	CUME (00)	AQH RTG	AQH SHR	AQH (00)	CUME (00)	AQH RTG	AQH SHR	AQH (00)	CUME (00)	AQH RTG	AQH SHR	AQH (00)	CUME (00)	AQH RTG	AQH SHR
WAUG																				
METRO	* 1	8		.2	4	12	.2	1.2	6	26	.3	1.7	* 1	4		.7	2	12	.1	.7
TSA	1	8			4	12			6	26			1	4			2	12		
WAZZ																				
METRO	5	42	.2	1.0	4	35	.2	1.2	7	48	.3	2.0	1	12		.7	4	37	.2	1.4
TSA	6	57			6	42			10	55			1	12			4	37		
WCHL																				
METRO	3	43	.1	.6		14			2	28	.1	.6	1	28		.7	3	32	.1	1.1
TSA	3	43				14			2	28			1	28			3	32		
WDCG																				
METRO	20	125	1.0	3.8	15	95	.7	4.3	12	93	.6	3.4	5	50	.2	3.3	4	51	.2	1.4
TSA	37	280			33	179			33	220			10	85			18	136		
WDNC																				
METRO	22	103	1.1	4.2	10	81	.5	2.9	10	93	.5	2.8	6	48	.3	4.0	12	109	.6	4.3
TSA	22	103			10	81			10	93			6	48			15	129		
WDUR																				
METRO	38	87	1.8	7.3	20	62	1.0	5.8	15	50	.7	4.2	12	30	.6	7.9	13	70	.6	4.6
TSA	38	87			20	62			15	50			12	30			13	70		
WFXC																				
METRO	3	43	.1	.6	3	38	.1	.9	3	26	.1	.8	3	39	.1	2.0				
TSA	4	58			4	53			8	58			4	47						
WKIX																				
METRO	7	61	.3	1.3	2	21	.1	.6	6	70	.3	1.7	4	42	.2	2.6	3	33	.1	1.1
TSA	11	96			6	38			15	125			7	55			7	48		
WLLE																				
METRO	9	64	.4	1.7	21	75	1.0	6.1		9				5			20	65	1.0	7.1
TSA	10	78			24	94				9				5			21	79		
WPJL																				
METRO	10	66	.5	1.9	3	37	.1	.9	8	42	.4	2.3	1	16		.7	2	17	.1	.7
TSA	10	72			3	43			8	42			1	16			2	17		
WPTF																				
METRO	83	345	4.0	15.9	23	210	1.1	6.6	28	230	1.3	7.9	22	153	1.1	14.6	17	147	.8	6.0
TSA	125	537			66	361			55	376			26	208			29	250		
WQDR																				
METRO	64	251	3.1	12.2	40	215	1.9	11.6	42	241	2.0	11.8	17	117	.8	11.3	30	222	1.4	10.7
TSA	144	653			116	577			103	688			35	332			75	513		
WQOK																				
METRO	13	87	.6	2.5	6	41	.3	1.7	18	71	.9	5.1	16	61	.8	10.6	13	70	.6	4.6
TSA	47	253			38	169			54	218			42	208			43	219		
WRAL																				
METRO	75	341	3.6	14.3	52	211	2.5	15.0	40	245	1.9	11.3	9	105	.4	6.0	29	200	1.4	10.3
TSA	239	1058			160	747			145	841			28	340			98	684		
WRDU																				
METRO	4	36	.2	.8		25			4	62	.2	1.1	1	23		.7	3	35	.1	1.1
TSA	12	109			6	77			9	120			4	52			11	111		
WSRC																				
METRO	6	46	.3	1.1	4	45	.2	1.2	* 7	26	.3	2.0					* 8	61	.4	2.8
TSA	6	55			4	54			9	35							9	66		
WTIK																				
METRO	17	27	.8	3.3	16	34	.8	4.6	13	24	.6	3.7	8	21	.4	5.3	8	22	.4	2.8
TSA	17	27			16	34			13	24			8	21			8	22		
WTRG																				
METRO	7	60	.3	1.3	5	57	.2	1.4	13	102	.6	3.7	3	50	.1	2.0	12	79	.6	4.3
TSA	30	201			43	174			40	244			7	94			29	172		
WYLT																				
METRO	41	229	2.0	7.8	49	229	2.3	14.2	34	213	1.6	9.6	8	90	.4	5.3	27	201	1.3	9.6
TSA	61	389			67	305			51	323			14	150			38	267		
WYRN																				
METRO	9	35	.4	1.7	1	6		.3	* 2	11	.1	.6					* 1	6		.4
TSA	9	35			1	6			2	11							1	6		
WZZU																				
METRO	10	83	.5	1.9	3	32	.1	.9	6	61	.3	1.7	2	40	.1	1.3		10		
TSA	12	147			3	57			11	109			4	90			2	36		
WZFX																				
METRO	1	4		.2	1	12		.3		8			1	4		.7	2	8	.1	.7
TSA	42	206			22	87			43	218			30	101			23	177		
WKRR																				
METRO		5			1	5		.3	1	10		.3		17			2	13	.1	.7
TSA	11	22			18	32			13	37			1	32			6	45		
WPCM																				
METRO	4	35	.2	.8	6	46	.3	1.7	7	54	.3	2.0	3	49	.1	2.0	5	50	.2	1.8
TSA	41	316			29	233			61	328			11	150			75	338		
METRO TOTALS	523	1789	25.0		346	1319	16.5		355	1602	17.0		151	978	7.2		281	1412	13.4	

Footnote Symbols: * Audience estimates adjusted for actual broadcast schedule. + Station(s) changed call letters since the prior survey - see Page 58.

Target Audience

PERSONS 35-64

	SATURDAY 6AM-10AM				SATURDAY 10AM-3PM				SATURDAY 3PM-7PM				SATURDAY 7PM-MID				WEEKEND 6AM-MID			
	AQH (00)	CUME (00)	AQH RTG	AQH SHR	AQH (00)	CUME (00)	AQH RTG	AQH SHR	AQH (00)	CUME (00)	AQH RTG	AQH SHR	AQH (00)	CUME (00)	AQH RTG	AQH SHR	AQH (00)	CUME (00)	AQH RTG	AQH SHR
WAUG	*				3	8	.1	.8	4	8	.2	1.5					* 1	22		.4
METRO					3	8			4	8							1	22		
TSA																				
WAZZ																				
METRO	3	16	.1	.9	5	22	.2	1.4	2	22	.1	.7	1	4		.7	4	41	.2	1.6
TSA	3	16			5	22			2	22			1	4			4	49		
WCHL																				
METRO	1	5		.3	6	18	.3	1.6	3	18	.1	1.1	1	17		.7	2	49	.1	.8
TSA	1	5			6	18			3	18			1	17			2	49		
WDCG																				
METRO	5	16	.2	1.5	8	28	.4	2.2	1	6		.4	1	4		.7	3	72	.1	1.2
TSA	18	57			17	37			10	38			11	27			13	183		
WDNC																				
METRO	24	54	1.1	7.3	24	73	1.1	6.6	8	29	.4	3.0	3	16	.1	2.2	15	170	.7	6.1
TSA	24	54			24	73			19	49			3	16			16	191		
WDUR																				
METRO	13	29	.6	3.9	8	26	.4	2.2	13	21	.6	4.8	9	9	.4	6.6	14	98	.7	5.7
TSA	13	29			8	26			13	21			9	9			14	98		
WFXC																				
METRO	5	19	.2	1.5									2	4	.1	1.5		23		
TSA	5	19							8	8			11	14			5	58		
WKIX																				
METRO	5	22	.2	1.5	7	30	.3	1.9	1	6		.4	1	6		.7	2	33	.1	.8
TSA	5	22			19	45			4	13			2	13			4	55		
WLLE																				
METRO	15	35	.7	4.5	14	30	.7	3.8	12	18	.6	4.5	1	4		.7	14	111	.7	5.7
TSA	17	40			14	30			13	24			1	4			15	129		
WPJL																				
METRO	3	4	.1	.9	3	11	.1	.8	6	10	.3	2.2	2	4	.1	1.5	1	36		.4
TSA	3	4			3	11			6	10			2	4			1	36		
WPTF																				
METRO	44	119	2.1	13.3	25	78	1.2	6.9	22	47	1.1	8.2	16	52	.8	11.8	20	232	1.0	8.1
TSA	84	220			42	156			37	126			30	102			35	444		
WQDR																				
METRO	38	99	1.8	11.5	43	113	2.1	11.8	21	78	1.0	7.8	19	58	.9	14.0	28	298	1.3	11.3
TSA	88	239			112	299			64	184			36	125			64	682		
WQOK																				
METRO	5	29	.2	1.5	18	43	.9	4.9	20	37	1.0	7.4	14	44	.7	10.3	11	86	.5	4.5
TSA	28	103			63	122			67	131			32	83			35	247		
WRAL																				
METRO	29	77	1.4	8.8	36	100	1.7	9.9	34	90	1.6	12.6	8	34	.4	5.9	23	257	1.1	9.3
TSA	90	279			146	386			90	299			38	142			77	845		
WRDU																				
METRO	4	11	.2	1.2	6	19	.3	1.6	1	6		.4	1	6		.7	3	50	.1	1.2
TSA	7	28			7	30			12	52			1	6			6	139		
WSRC																				
METRO	12	41	.6	3.6	19	40	.9	5.2	* 1	6		.4					* 11	65	.5	4.5
TSA	12	41			19	40			1	6							11	70		
WTIK																				
METRO	8	18	.4	2.4	12	12	.6	3.3	7	22	.3	2.6	5	12	.2	3.7	8	30	.4	3.2
TSA	8	18			12	12			7	22			5	12			8	30		
WTRG																				
METRO	7	37	.3	2.1	22	51	1.1	6.0	13	40	.6	4.8	1	4		.7	7	97	.3	2.8
TSA	31	113			54	103			24	64			1	4			21	232		
WYLT																				
METRO	24	69	1.1	7.3	26	94	1.2	7.1	24	80	1.1	8.9	10	47	.5	7.4	20	221	1.0	8.1
TSA	50	138			38	138			51	123			27	93			34	324		
WYRN																				
METRO	2	6	.1	.6	3	6	.1	.8	*								* 3	19	.1	1.2
TSA	2	6			3	6											3	19		
WZZU																				
METRO	1	6		.3		5												16		
TSA	6	40			1	25							1	12			2	93		
<hr/>																				
WZFX																				
METRO	1	4		.3	2	4	.1	.5	5	8	.2	1.9	1	4		.7	1	8		.4
TSA	56	96			21	86			36	84			18	42			25	205		
<hr/>																				
WKRR																				
METRO	7	18			3	4			4	10	.2	1.5					1	13		.4
TSA						16			9	29							4	56		
WPCM																				
METRO	3	23	.1	.9	7	29	.3	1.9	3	13	.1	1.1		5			4	61	.2	1.6
TSA	47	198			95	201			72	153			7	55			49	382		
<hr/>																				
METRO TOTALS	330	869	15.8		364	920	17.4		269	658	12.8		136	412	6.5		247	1639	11.8	

Footnote Symbols: * Audience estimates adjusted for actual broadcast schedule. + Station(s) changed call letters since the prior survey - see Page 5B.

Target Audience

PERSONS 35-64

Target Audience

	SUNDAY 10AM-3PM				SUNDAY 3PM-7PM				MONDAY-FRIDAY 6AM-7PM				MONDAY-FRIDAY COMBINED DRIVE				MONDAY-SUNDAY 6AM-MID					
	AQH (00)	CUME (00)	AQH RTG	AQH SHR	AQH (00)	CUME (00)	AQH RTG	AQH SHR	AQH (00)	CUME (00)	AQH RTG	AQH SHR	AQH (00)	CUME (00)	AQH RTG	AQH SHR	AQH (00)	CUME (00)	AQH RTG	AQH SHR		
WAUG																						
METRO								*	4	30	.2	1.0	*	3	26	.1	.7	*	4	30	.2	1.3
TSA									4	30				3	26				4	30		
WAZZ																						
METRO	7	27	.3	2.7	4	10	.2	1.9	4	56	.2	1.0	6	48	.3	1.4	4	60	.2	1.3		
TSA	7	27			4	10			5	78			7	70			4	82				
WCHL																						
METRO	1	5		.4	1	5		.5	2	53	.1	.5	3	53	.1	.7	2	88	.1	.6		
TSA	1	5			1	5			2	53			3	53			2	88				
WDCG																						
METRO	1	18		.4	7	13	.3	3.3	15	174	.7	3.7	16	153	.8	3.6	10	193	.5	3.2		
TSA	16	58			27	56			34	390			35	346			23	418				
WDNC																						
METRO	13	39	.6	5.0	4	18	.2	1.9	15	146	.7	3.7	17	137	.8	3.8	13	247	.6	4.2		
TSA	13	39			4	18			15	146			17	137			13	266				
WDUR																						
METRO	20	56	1.0	7.7	15	41	.7	7.0	25	92	1.2	6.2	27	92	1.3	6.1	19	103	.9	6.1		
TSA	20	66			15	41			25	92			27	92			19	103				
WFXC																						
METRO									3	76	.1	.7	3	60	.1	.7	2	95	.1	.6		
TSA	8	8			3	9			6	108			6	92			5	134				
WKIX																						
METRO	1	15		.4	2	12	.1	.9	4	94	.2	1.0	7	90	.3	1.6	4	118	.2	1.3		
TSA	1	15			2	12			9	148			14	145			7	193				
WLLE																						
METRO	30	55	1.4	11.6	19	23	.9	8.9	11	98	.5	2.7	3	69	.1	.7	9	120	.4	2.9		
TSA	32	62			20	30			13	126			4	83			11	163				
WPJL																						
METRO		4							8	71	.4	2.0	9	66	.4	2.0	4	93	.2	1.3		
TSA		4							8	77			9	72			4	99				
WPTF																						
METRO	6	37	.3	2.3	14	42	.7	6.5	45	427	2.1	11.1	57	396	2.7	12.9	33	449	1.6	10.6		
TSA	20	82			19	65			80	721			91	661			57	794				
WQDR																						
METRO	31	81	1.5	12.0	22	54	1.1	10.3	48	352	2.3	11.9	51	300	2.4	11.5	36	428	1.7	11.6		
TSA	75	203			41	128			122	877			124	821			89	1054				
WQOK																						
METRO	2	8	.1	.8	9	30	.4	4.2	11	111	.5	2.7	17	105	.8	3.8	13	120	.6	4.2		
TSA	15	56			27	85			45	298			52	286			42	363				
WRAL																						
METRO	31	112	1.5	12.0	13	62	.6	6.1	55	400	2.6	13.6	56	381	2.7	12.6	37	461	1.8	11.9		
TSA	84	281			70	210			181	1348			192	1233			120	1538				
WRDU																						
METRO	1	8		.4	4	23	.2	1.9	3	76	.1	.7	5	76	.2	1.1	2	89	.1	.6		
TSA	13	50			7	47			8	177			10	156			7	225				
WSRC																						
METRO	5	32	.2	1.9	*	2	.1	.9	*	6	.3	1.5	*	7	.3	1.6	*	8	.4	2.6		
TSA	6	37			4	16			7	72			8	65			8	103				
WTIK																						
METRO	6	12	.3	2.3	9	12	.4	4.2	15	41	.7	3.7	14	34	.7	3.2	11	47	.5	3.5		
TSA	6	12			9	12			15	41			14	34			11	47				
WTRG																						
METRO	2	15	.1	.8	7	22	.3	3.3	7	122	.3	1.7	11	114	.5	2.5	7	161	.3	2.3		
TSA	13	68			23	45			39	305			37	282			28	393				
WYLT																						
METRO	32	110	1.5	12.4	23	70	1.1	10.7	41	331	2.0	10.1	38	282	1.8	8.6	29	387	1.4	9.3		
TSA	35	119			25	78			61	526			57	463			45	598				
WYRN																						
METRO					*				*	4	.2	1.0	*	7	.3	1.6	*	4	.2	1.3		
TSA										4				7				4				
WZZU																						
METRO	1	6		.4					6	112	.3	1.5	7	98	.3	1.6	3	134	.1	1.0		
TSA	1	6			3	6			9	188			11	174			5	283				
WZFX																						
METRO									1	12		.2	1	12		.2	1	12		.3		
TSA	14	37			20	52			35	285			42	285			30	310				
WKRR																						
METRO					3	5	.1	1.4	1	10		.2		10				25				
TSA	2	19			11	25			14	37			12	37			9	85				
WPCM																						
METRO	6	19	.3	2.3	5	20	.2	2.3	5	80	.3	1.5	6	61	.3	1.4	4	89	.2	1.3		
TSA	59	122			79	173			42	416			50	386			38	477				
METRO TOTALS	259	761	12.4		214	573	10.2		404	1947	19.3		443	1923	21.2		311	1986	14.9			

Footnote Symbols: * Audience estimates adjusted for actual broadcast schedule. + Station(s) changed call letters since the prior survey - see Page 5B.

Target Audience

PERSONS 35+

	MONDAY-FRIDAY 6AM-10AM				MONDAY-FRIDAY 10AM-3PM				MONDAY-FRIDAY 3PM-7PM				MONDAY-FRIDAY 7PM-MID				WEEKEND 10AM-7PM			
	AQH (00)	CUME (00)	AQH RTG	AQH SHR	AQH (00)	CUME (00)	AQH RTG	AQH SHR	AQH (00)	CUME (00)	AQH RTG	AQH SHR	AQH (00)	CUME (00)	AQH RTG	AQH SHR	AQH (00)	CUME (00)	AQH RTG	AQH SHR
WAUG																				
METRO	* 1	8		.2	4	18	.1	.9	6	26	.2	1.3	* 1	4		.5	2	12	.1	.5
TSA	1	8			4	18			6	26			1	4			2	12		
WAZZ																				
METRO	5	42	.2	.8	5	41	.2	1.1	8	54	.3	1.8	1	12	.5		5	43	.2	1.3
TSA	13	72			14	64			17	77			1	12			8	59		
WCHL																				
METRO	3	43	.1	.5		19			2	45	.1	.4	1	33	.5		5	49	.2	1.3
TSA	3	43				19			2	45			2	50			5	49		
WDCG																				
METRO	20	139	.7	3.1	16	109	.6	3.5	12	93	.4	2.7	5	56	.2	2.6	4	57	.1	1.1
TSA	38	302			34	193			33	220			10	91			18	142		
WDNC																				
METRO	31	158	1.1	4.7	22	145	.8	4.8	24	151	.9	5.4	14	89	.5	7.3	24	154	.9	6.4
TSA	35	172			24	176			25	159			14	89			29	198		
WDUR																				
METRO	45	116	1.7	6.9	28	79	1.0	6.2	21	67	.8	4.7	12	48	.4	6.3	18	99	.7	4.8
TSA	45	116			28	79			21	67			12	48			20	107		
WFXC																				
METRO	4	52	.1	.6	3	38	.1	.7	3	26	.1	.7	3	39	.1	1.6	2	9	.1	.5
TSA	5	67			4	53			8	58			4	47			7	26		
WKIX																				
METRO	8	74	.3	1.2	3	34	.1	.7	6	76	.2	1.3	4	42	.1	2.1	3	33	.1	.8
TSA	12	114			7	56			15	131			9	65			7	48		
WLLE																				
METRO	12	74	.4	1.8	25	95	.9	5.5	1	25		.2	4	15	.1	2.1	23	85	.8	6.1
TSA	13	88			28	133			1	25			4	15			24	99		
WPJL																				
METRO	10	70	.4	1.5	4	57	.1	.9	8	56	.3	1.8	1	16	.5		2	21	.1	.5
TSA	10	76			4	63			8	56			1	16			2	21		
WPTF																				
METRO	123	506	4.5	18.8	54	372	2.0	11.9	51	357	1.9	11.5	40	238	1.5	20.9	35	252	1.3	9.3
TSA	192	856			116	687			91	591			52	355			56	439		
WQDR																				
METRO	74	294	2.7	11.3	48	262	1.8	10.6	52	291	1.9	11.7	17	128	.6	8.9	38	269	1.4	10.1
TSA	157	725			130	698			120	804			39	372			94	664		
WQOK																				
METRO	13	87	.5	2.0	9	65	.3	2.0	18	71	.7	4.0	16	61	.6	8.4	14	79	.5	3.7
TSA	47	253			41	193			54	218			42	208			44	228		
WRAL																				
METRO	94	392	3.5	14.4	55	266	2.0	12.1	45	298	1.7	10.1	15	143	.6	7.9	37	245	1.4	9.8
TSA	263	1163			172	880			156	944			34	384			107	757		
WRDU																				
METRO	4	36	.1	.6		25			4	62	.1	.9	1	23	.5		3	35	.1	.8
TSA	15	133			11	114			14	152			4	52			13	124		
WSRC																				
METRO	13	68	.5	2.0	8	68	.3	1.8	* 12	48	.4	2.7					* 13	97	.5	3.4
TSA	13	77			8	77			14	57							14	102		
WTIK																				
METRO	23	62	.8	3.5	16	45	.6	3.5	13	38	.5	2.9	8	32	.3	4.2	9	44	.3	2.4
TSA	23	62			16	45			13	38			8	32			9	44		
WTRG																				
METRO	7	60	.3	1.1	5	57	.2	1.1	13	109	.5	2.9	3	50	.1	1.6	12	79	.4	3.2
TSA	31	222			47	230			40	251			8	101			29	172		
WYLT																				
METRO	47	258	1.7	7.2	58	272	2.1	12.8	39	247	1.4	8.8	8	99	.3	4.2	35	231	1.3	9.3
TSA	67	418			76	355			56	357			14	159			46	297		
WYRN																				
METRO	21	53	.8	3.2	9	14	.3	2.0	* 10	19	.4	2.2					* 5	14	.2	1.3
TSA	21	53			9	14			10	19							5	14		
WZZU																				
METRO	12	97	.4	1.8	5	38	.2	1.1	9	67	.3	2.0	2	47	.1	1.0	3	16	.1	.8
TSA	14	161			5	63			14	115			4	97			5	42		
WZFX																				
METRO	1	4		.2	1	12		.2		8			1	4		.5	2	8	.1	.5
TSA	42	206			22	87			43	218			30	101			23	177		
WKRR																				
METRO		5			1	5		.2	1	10		.2		17			2	17	.1	.5
TSA	11	22			18	32			13	37			1	32			6	49		
WPCM																				
METRO	4	39	.1	.6	6	50	.2	1.3	7	54	.3	1.6	3	49	.1	1.6	5	57	.2	1.3
TSA	44	337			36	259			66	360			11	161			80	382		
METRO TOTALS	655	2219	24.2		454	1757	16.8		445	2004	16.4		191	1218	7.1		377	1859	13.9	

Footnote Symbols: * Audience estimates adjusted for actual broadcast schedule. + Station(s) changed call letters since the prior survey - see Page 5B.

ARBITRON RATINGS

Target Audience

PERSONS 35+

	SATURDAY 6AM-10AM				SATURDAY 10AM-3PM				SATURDAY 3PM-7PM				SATURDAY 7PM-MID				WEEKEND 6AM-MID				
	AQH (00)	CUME (00)	AQH RTG	AQH SHR	AQH (00)	CUME (00)	AQH RTG	AQH SHR	AQH (00)	CUME (00)	AQH RTG	AQH SHR	AQH (00)	CUME (00)	AQH RTG	AQH SHR	AQH (00)	CUME (00)	AQH RTG	AQH SHR	
WAUG	*																*	1	22		.3
METRO					3	8	.1	.6	4	8	.1	1.1					1	22			
TSA					3	8			4	8							1	22			
WAZZ																					
METRO	3	16	.1	.6	5	22	.2	1.0	2	22	.1	.5	1	4		.5	5	47	.2	1.5	
TSA	6	31			11	37			6	29			1	4			7	71			
WCHL																					
METRO	2	10	.1	.4	11	23	.4	2.2	4	23	.1	1.1	1	17		.5	3	66	.1	.9	
TSA	2	10			11	23			4	23			1	17			3	66			
WDCG																					
METRO	5	16	.2	1.0	8	28	.3	1.6	1	6		.3	2	11	.1	1.0	3	86	.1	.9	
TSA	18	57			17	37			10	38			12	34			13	197			
WDNC																					
METRO	37	90	1.4	7.6	39	106	1.4	7.8	27	61	1.0	7.3	13	41	.5	6.6	26	264	1.0	7.6	
TSA	41	113			43	129			38	81			16	49			29	316			
WDUR																					
METRO	13	29	.5	2.7	8	26	.3	1.6	13	21	.5	3.5	9	9	.3	4.5	18	137	.7	5.2	
TSA	13	29			11	34			15	29			9	9			19	153			
WFXC																					
METRO	10	28	.4	2.1	2	9	.1	.4	5	9	.2	1.4	4	13	.1	2.0	2	32	.1	.6	
TSA	10	28			2	9			13	17			13	23			7	67			
WKIX																					
METRO	5	22	.2	1.0	7	30	.3	1.4	1	6		.3	1	6		.5	2	33	.1	.6	
TSA	7	33			19	45			4	13			4	23			5	75			
WLLE																					
METRO	19	51	.7	3.9	18	40	.7	3.6	12	18	.4	3.3	7	14	.3	3.5	19	137	.7	5.5	
TSA	21	56			18	40			13	24			7	14			20	155			
WPJL																					
METRO	3	4	.1	.6	3	11	.1	.6	7	14	.3	1.9	2	4	.1	1.0	1	40		.3	
TSA	3	4			3	11			7	14			2	4			1	40			
WPTF																					
METRO	91	239	3.4	18.7	52	151	1.9	10.4	41	83	1.5	11.1	35	92	1.3	17.7	41	396	1.5	12.0	
TSA	144	385			81	294			64	219			49	142			64	744			
WQDR																					
METRO	45	123	1.7	9.2	61	147	2.3	12.2	27	95	1.0	7.3	21	66	.8	10.6	34	352	1.3	9.9	
TSA	95	263			150	375			86	266			40	147			76	855			
WQOK																					
METRO	5	29	.2	1.0	18	43	.7	3.6	25	46	.9	6.8	16	53	.6	8.1	12	95	.4	3.5	
TSA	28	103			63	122			72	140			34	92			36	256			
WRAL																					
METRO	51	116	1.9	10.5	51	145	1.9	10.2	48	111	1.8	13.0	8	34	.3	4.0	31	314	1.1	9.0	
TSA	112	318			162	442			104	320			38	142			86	930			
WRDU																					
METRO	4	11	.1	.8	6	19	.2	1.2	1	6		.3	1	6		.5	3	50	.1	.9	
TSA	7	28			7	30			12	52			1	6			7	152			
WSRC																					
METRO	16	51	.6	3.3	25	50	.9	5.0	* 6	26	.2	1.6					* 17	134	.6	5.0	
TSA	16	51			25	50			6	26							17	139			
WTIK																					
METRO	14	43	.5	2.9	17	23	.6	3.4	8	29	.3	2.2	7	16	.3	3.5	10	63	.4	2.9	
TSA	14	43			17	23			8	29			7	16			10	63			
WTRG																					
METRO	7	37	.3	1.4	22	51	.8	4.4	13	40	.5	3.5	1	4		.5	7	97	.3	2.0	
TSA	31	113			54	103			24	64			1	4			21	232			
WYLT																					
METRO	31	81	1.1	6.4	38	108	1.4	7.6	30	98	1.1	8.2	12	57	.4	6.1	26	262	1.0	7.6	
TSA	57	150			50	152			57	141			29	103			40	365			
WYRN																					
METRO	10	24	.4	2.1	10	14	.4	2.0	*								* 8	37	.3	2.3	
TSA	10	24			10	14											8	37			
WZZU																					
METRO	2	12	.1	.4	6	11	.2	1.2	5	6	.2	1.4					2	22	.1	.6	
TSA	7	46			7	31			5	6			1	12			4	99			
WZFX																					
METRO	1	4			2	4	.1	.4	5	8	.2	1.4	1	4		.5	1	8		.3	
TSA	56	96			21	86			36	84			18	42			25	205			
WKRR																					
METRO	7	18			3	4			4	10	.1	1.1					1	17		.3	
TSA									9	29							4	60			
WPCM																					
METRO	3	23	.1	.6	7	29	.3	1.4	5	20	.2	1.4	1	12		.5	4	68	.1	1.2	
TSA	48	204			99	212			79	171			8	68			52	426			
METRO TOTALS	487	1229	18.0		500	1182	18.5		368	874	13.6		198	558	7.3		343	2158	12.7		

Footnote Symbols: * Audience estimates adjusted for actual broadcast schedule. + Station(s) changed call letters since the prior survey - see Page 5B.

ARBITRON RATINGS

Target Audience

PERSONS 35+

	SUNDAY 10AM-3PM				SUNDAY 3PM-7PM				MONDAY-FRIDAY 6AM-7PM				MONDAY-FRIDAY COMBINED DRIVE				MONDAY-SUNDAY 6AM-MID			
	AQH (00)	CUME (00)	AQH RTG	AQH SHR	AQH (00)	CUME (00)	AQH RTG	AQH SHR	AQH (00)	CUME (00)	AQH RTG	AQH SHR	AQH (00)	CUME (00)	AQH RTG	AQH SHR	AQH (00)	CUME (00)	AQH RTG	AQH SHR
WAUG									* 4	36	.1	.8	* 3	26	.1	.5	* 4	36	.1	1.0
METRO									4	36			3	26			4	36		
TSA																				
WAZZ																				
METRO	11	33	.4	3.1	4	10	.1	1.4	5	62	.2	1.0	7	54	.3	1.3	4	66	.1	1.0
TSA	11	33			4	10			13	100			14	92			8	104		
WCHL																				
METRO	1	5		.3	2	16	.1	.7	2	70	.1	.4	3	70	.1	.5	2	110	.1	.5
TSA	1	5			2	16			2	70			3	70			2	127		
WDCG																				
METRO	2	24	.1	.6	7	13	.3	2.5	15	188	.6	2.9	16	167	.6	2.9	10	207	.4	2.5
TSA	17	64			27	56			34	412			35	368			23	440		
WDNC																				
METRO	19	49	.7	5.4	14	34	.5	5.1	26	230	1.0	5.1	29	214	1.1	5.2	24	374	.9	5.9
TSA	20	57			14	34			29	261			30	237			25	424		
WDUR																				
METRO	28	95	1.0	7.9	29	58	1.1	10.5	32	121	1.2	6.3	34	121	1.3	6.1	24	142	.9	5.9
TSA	28	95			29	58			32	121			34	121			25	158		
WFXC																				
METRO	2	9	.1	.6					3	85	.1	.6	4	69	.1	.7	3	104	.1	.7
TSA	10	17			3	9			6	117			7	101			6	143		
WKIX																				
METRO	1	15		.3	2	12	.1	.7	5	107	.2	1.0	8	103	.3	1.4	4	131	.1	1.0
TSA	1	15			2	12			10	171			15	163			8	232		
WLLS																				
METRO	38	75	1.4	10.7	19	23	.7	6.9	14	124	.5	2.7	5	85	.2	.9	13	151	.5	3.2
TSA	40	82			20	30			16	171			6	99			15	213		
WPJL																				
METRO		4							8	91	.3	1.6	9	80	.3	1.6	4	113	.1	1.0
TSA		4							8	97			9	86			4	119		
WPTF																				
METRO	25	83	.9	7.1	19	66	.7	6.9	76	627	2.8	14.9	88	587	3.3	15.8	59	676	2.2	14.5
TSA	49	175			27	99			130	1191			143	1072			96	1301		
WQDR																				
METRO	37	101	1.4	10.5	24	60	.9	8.7	57	416	2.1	11.2	61	364	2.3	11.0	43	507	1.6	10.6
TSA	87	233			43	134			136	1058			139	966			101	1288		
WQOK																				
METRO	2	8	.1	.6	9	30	.3	3.3	12	135	.4	2.3	17	105	.6	3.1	14	153	.5	3.4
TSA	15	56			27	85			46	322			52	286			43	396		
WRAL																				
METRO	33	118	1.2	9.3	13	62	.5	4.7	63	487	2.3	12.3	67	464	2.5	12.0	45	555	1.7	11.1
TSA	87	296			72	219			197	1541			210	1393			132	1747		
WRDU																				
METRO	1	8		.3	4	23	.1	1.4	3	76	.1	.6	5	76	.2	.9	2	89	.1	.5
TSA	18	63			9	60			12	233			13	212			10	281		
WSRC																				
METRO	9	48	.3	2.5	* 4	21	.1	1.4	* 11	106	.4	2.2	* 13	88	.5	2.3	* 13	167	.5	3.2
TSA	10	53			6	26			12	115			14	97			13	182		
WTKI																				
METRO	6	12	.2	1.7	10	16	.4	3.6	17	91	.6	3.3	17	84	.6	3.1	13	105	.5	3.2
TSA	6	12			10	16			17	91			17	84			13	105		
WTRG																				
METRO	2	15	.1	.6	7	22	.3	2.5	7	129	.3	1.4	11	121	.4	2.0	7	168	.3	1.7
TSA	13	68			23	45			40	368			37	310			29	463		
WYLT																				
METRO	40	124	1.5	11.3	29	90	1.1	10.5	48	383	1.8	9.4	44	321	1.6	7.9	34	452	1.3	8.4
TSA	43	133			31	98			68	586			63	502			50	670		
WYRN																				
METRO	2	8	.1	.6	* 8	8	.3	2.9	* 13	53	.5	2.5	* 17	53	.6	3.1	* 12	53	.4	3.0
TSA	2	8			8	8			13	53			17	53			12	53		
WZZU																				
METRO	2	12	.1	.6					8	126	.3	1.6	10	112	.4	1.8	5	148	.2	1.2
TSA	2	12			3	6			11	202			14	188			7	297		
WZFX																				
METRO									1	12		.2	1	12		.2	1	12		.2
TSA	14	37			20	52			35	285			42	285			30	310		
WKRR																				
METRO	1	4		.3	3	5	.1	1.1	1	10		.2		10				29		
TSA	3	23			11	25			14	37			12	37			9	89		
WPCM																				
METRO	6	19	.2	1.7	5	20	.2	1.8	6	84	.2	1.2	6	65	.2	1.1	4	100	.1	1.0
TSA	63	133			85	193			47	457			54	427			42	530		
METRO TOTALS	354	1011	13.1		276	721	10.2		511	2477	18.9		557	2436	20.6		406	2547	15.0	

Footnote Symbols: * Audience estimates adjusted for actual broadcast schedule. + Station(s) changed call letters since the prior survey - see Page 5B.

Target Audience

MEN 12-24

	MONDAY-FRIDAY 6AM-10AM				MONDAY-FRIDAY 10AM-3PM				MONDAY-FRIDAY 3PM-7PM				MONDAY-FRIDAY 7PM-MID				WEEKEND 10AM-7PM			
	AQH (00)	CUME (00)	AQH RTG	AQH SHR	AQH (00)	CUME (00)	AQH RTG	AQH SHR	AQH (00)	CUME (00)	AQH RTG	AQH SHR	AQH (00)	CUME (00)	AQH RTG	AQH SHR	AQH (00)	CUME (00)	AQH RTG	AQH SHR
WAUG	*												*							
METRO																				
TSA																				
WAZZ																				
METRO																				
TSA																				
WCHL																				
METRO																				
TSA																				
WDCG																				
METRO	18	153	2.4	15.4	3	36	.4	3.5	11	119	1.4	9.1	13	97	1.7	11.8	8	57	1.1	9.3
TSA	25	275			8	132			23	325			30	227			12	103		
WDNC																				
METRO	5	23	.7	4.3					2	15	.3	1.7	2	8	.3	1.8	1	8	.1	1.2
TSA	5	23							2	15			2	8			1	8		
WDUR																				
METRO																				
TSA																				
WFXC																				
METRO	4	49	.5	3.4	7	42	.9	8.2	11	73	1.4	9.1	8	64	1.1	7.3	14	51	1.8	16.3
TSA	5	59			7	42			11	82			11	84			14	51		
WKIX																				
METRO																				
TSA	2	17			1	15	.1	1.2	1	15	.1	.8	1	7	.1	.9				
WLLE																				
METRO	2	21	.3	1.7	4	27	.5	4.7									2	22	.3	2.3
TSA	2	21			5	38											2	22		
WPJL																				
METRO																				
TSA																				
WPTF																				
METRO		7			2	15	.3	2.4	5	7	.7	4.1	1	7	.1	.9	4	22	.5	4.7
TSA	3	18			7	38			12	41			1	7			11	62		
WQDR																				
METRO	10	56	1.3	8.5	11	50	1.4	12.9	8	46	1.1	6.6	4	21	.5	3.6		13		
TSA	19	99			22	95			20	125			13	87			26	161		
WQOK																				
METRO	17	115	2.2	14.5	10	76	1.3	11.8	15	100	2.0	12.4	17	102	2.2	15.5	13	62	1.7	15.1
TSA	30	173			14	120			26	178			36	166			17	100		
WRAL																				
METRO	6	45	.8	5.1	6	43	.8	7.1	6	62	.8	5.0	7	45	.9	6.4	2	28	.3	2.3
TSA	13	131			21	84			23	180			11	103			10	99		
WRDU																				
METRO	17	144	2.2	14.5	16	109	2.1	18.8	21	151	2.8	17.4	18	105	2.4	16.4	8	77	1.1	9.3
TSA	56	314			64	282			71	362			44	315			52	280		
WSRC																				
METRO	1	19	.1	.9					*	1	.9	.1	.8				*	10		
TSA	1	19							1	9							10			
WTIK																				
METRO	5	16	.7	4.3		7			5	7	.7	4.1	1	7	.1	.9	4	7	.5	4.7
TSA	5	16				7			5	7			1	7			4	7		
WTRG																				
METRO	3	39	.4	2.6	5	58	.7	5.9	5	62	.7	4.1		25			5	33	.7	5.8
TSA	5	79			18	123			12	127			2	46			9	80		
WYLT																				
METRO	3	20	.4	2.6	5	5	.7	5.9	5	26	.7	4.1	2	22	.3	1.8	1	21	.1	1.2
TSA	7	56			8	20			6	40			3	36			6	35		
WYRN																				
METRO									*								*			
TSA																				
WZZU																				
METRO	9	102	1.2	7.7	3	67	.4	3.5	12	92	1.6	9.9	12	78	1.6	10.9	6	38	.8	7.0
TSA	26	214			14	176			24	266			26	186			9	84		
WZFX																				
METRO		9			1	9	.1	1.2					2	18	.3	1.8				
TSA	15	148			6	97			9	84			14	127			10	98		
WKRR																				
METRO		6								11				11			1	11	.1	1.2
TSA	22	175			13	92			28	154			31	123			53	177		
WPCM																				
METRO										8				6	.1	.9				
TSA	2	29			1	21			2	45			2	14			12	42		
METRO TOTALS	117	613	15.4		85	417	11.2		121	570	15.9		110	508	14.5		86	397	11.3	

Footnote Symbols: * Audience estimates adjusted for actual broadcast schedule. + Station(s) changed call letters since the prior survey - see Page 5B.

Target Audience

Target Audience

MEN 12-24

	SATURDAY 6AM-10AM				SATURDAY 10AM-3PM				SATURDAY 3PM-7PM				SATURDAY 7PM-MID				WEEKEND 6AM-MID				
	AQH (00)	CUME (00)	AQH RTG	AQH SHR	AQH (00)	CUME (00)	AQH RTG	AQH SHR	AQH (00)	CUME (00)	AQH RTG	AQH SHR	AQH (00)	CUME (00)	AQH RTG	AQH SHR	AQH (00)	CUME (00)	AQH RTG	AQH SHR	
WAUG	*																*				
METRO																					
TSA																					
WAZZ																					
METRO																					
TSA																					
WCHL																					
METRO																					
TSA																					
WDCG																					
METRO	3	8	.4	4.1	13	31	1.7	11.7	12	46	1.6	12.4	3	24	.4	2.9	6	75	.8	7.6	
TSA	10	25			19	69			13	55			21	82			13	172			
WDNC																					
METRO	3	8	.4	4.1	2	8	.3	1.8					3	8	.4	2.9	1	16	.1	1.3	
TSA	3	8			2	8							3	8			1	16			
WDUR																					
METRO																					
TSA																					
WFXC																					
METRO	14	51	1.8	19.2	13	13	1.7	11.7	13	36	1.7	13.4	15	49	2.0	14.7	13	73	1.7	16.5	
TSA	14	51			13	13			13	36			19	59			14	82			
WKIX																					
METRO																					
TSA																					
WLLE																					
METRO	2	8	.3	2.7	5	13	.7	4.5					1	8	.1	1.0	2	30	.3	2.5	
TSA	2	8			5	13							1	8			2	30			
WPJL																					
METRO																					
TSA																					
WPTF																					
METRO					9	22	1.2	8.1	6	15	.8	6.2					2	22	.3	2.5	
TSA	5	11			16	51			14	43							7	62			
WQDR																					
METRO													4	19	.5	3.9	1	32	.1	1.3	
TSA	10	27			28	44			42	103			6	40			16	179			
WQOK																					
METRO	13	36	1.7	17.8	21	49	2.8	18.9	15	55	2.0	15.5	6	27	.8	5.9	12	62	1.6	15.2	
TSA	22	72			23	59			20	72			20	63			20	120			
WRAL																					
METRO	5	20	.7	6.8	3	7	.4	2.7	2	13	.3	2.1	2	7	.3	2.0	2	48	.3	2.5	
TSA	20	50			18	46			23	61			2	7			8	173			
WRDU																					
METRO	12	43	1.6	16.4	5	37	.7	4.5	14	53	1.8	14.4	25	56	3.3	24.5	11	129	1.4	13.9	
TSA	20	78			30	105			72	186			56	155			45	340			
WSRC																					
METRO								*									*	1	10	.1	1.3
TSA																		1	10		
WTIK																					
METRO					3	7	.4	2.7	5	7	.7	5.2	1	7	.1	1.0	2	7	.3	2.5	
TSA					3	7			5	7			1	7			2	7			
WTRG																					
METRO													2	13	.3	2.0	3	59	.4	3.8	
TSA	1	7	.1	1.4	11	32			5	11			6	30			6	116			
WYLT																					
METRO					2	7	.3	1.8		6			3	7	.4	2.9	1	28	.1	1.3	
TSA					10	21			14	20			8	21			4	42			
WYRN																					
METRO								*									*				
TSA																					
WZZU																					
METRO	4	16	.5	5.5	11	25	1.4	9.9	9	13	1.2	9.3	11	41	1.4	10.8	5	91	.7	6.3	
TSA	12	45			13	42			10	19			14	56			9	179			
WZFX																					
METRO																					
TSA	3	28			14	76			11	22			16	38			9	122			
WKRR																					
METRO					2	6	.3	1.8									1	11	.1	1.3	
TSA	38	84			55	124			56	84			35	60			42	215			
WPCM																					
METRO													1	6	.1	1.0		6			
TSA	1	21			19	21			4	8			1	6			7	48			
METRO TOTALS	73	220	9.6		111	280	14.6		97	258	12.8		102	308	13.4		79	528	10.4		

Footnote Symbols: * Audience estimates adjusted for actual broadcast schedule. + Station(s) changed call letters since the prior survey - see Page 5B.

ARBITRON RATINGS

Target Audience

MEN 12-24

	SUNDAY 10AM-3PM				SUNDAY 3PM-7PM				MONDAY-FRIDAY 6AM-7PM				MONDAY-FRIDAY COMBINED DRIVE				MONDAY-SUNDAY 6AM-MID				
	AQH (00)	CUME (00)	AQH RTG	AQH SHR	AQH (00)	CUME (00)	AQH RTG	AQH SHR	AQH (00)	CUME (00)	AQH RTG	AQH SHR	AQH (00)	CUME (00)	AQH RTG	AQH SHR	AQH (00)	CUME (00)	AQH RTG	AQH SHR	
WAUG																					
METRO								*					*				*				
TSA																					
WAZZ																					
METRO																					
TSA																					
WCHL																					
METRO																					
TSA						6												6			
WDCG						6												6			
METRO	5	22	.7	6.8	4	9	.5	6.1	10	197	1.3	9.7	15	197	2.0	13.2	9	226	1.2	9.4	
TSA	7	31			7	26			18	450			24	431			19	543			
WDNC																					
METRO									2	23	.3	1.9	4	23	.5	3.5	2	23	.3	2.1	
TSA									2	23			4	23			2	23			
WDUR																					
METRO										13								13			
TSA										13								13			
WFXC																					
METRO	26	42	3.4	35.6	5	42	.7	7.6	7	73	.9	6.8	7	73	.9	6.1	9	108	1.2	9.4	
TSA	26	42			5	42			7	93			8	93			10	128			
WKIX																					
METRO									2	23				15				23			
TSA									2	40				32			1	40			
WLLE																					
METRO	5	9	.7	6.8					2	35	.3	1.9		21			1	44	.1	1.0	
TSA	5	9							3	46				21			2	55			
WPJL																					
METRO										8				8				8			
TSA										8				8				8			
WPTF																					
METRO									2	15	.3	1.9	2	15	.3	1.8	2	29	.3	2.1	
TSA	5	23			10	34			7	49			7	49			6	69			
WQDR																					
METRO	2	13	.3	2.7					9	89	1.2	8.7	9	73	1.2	7.9	6	95	.8	6.3	
TSA	22	48			13	28			20	167			19	152			18	259			
WQOK																					
METRO	6	27	.8	8.2	8	27	1.1	12.1	13	124	1.7	12.6	15	124	2.0	13.2	14	124	1.8	14.6	
TSA	7	38			16	55			22	215			27	201			24	221			
WRAL																					
METRO					2	7	.3	3.0	6	62	.8	5.8	6	62	.8	5.3	5	82	.7	5.2	
TSA					4	16			19	248			18	234			15	313			
WRDU																					
METRO	3	19	.4	4.1	12	21	1.6	18.2	18	183	2.4	17.5	19	177	2.5	16.7	15	190	2.0	15.6	
TSA	49	131			62	168			64	410			64	387			55	472			
WSRC																					
METRO	1	10	.1	1.4	*				* 1	19	.1	1.0	* 1	19	.1	.9	* 1	19	.1	1.0	
TSA	1	10							1	19			1	19			1	19			
WTIK																					
METRO	1	7	.1	1.4	6	7	.8	9.1	3	16	.4	2.9	5	16	.7	4.4	3	16	.4	3.1	
TSA	1	7			6	7			3	16			5	16			3	16			
WTRG																					
METRO	11	21	1.4	15.1	5	15	.7	7.6	4	76	.5	3.9	4	69	.5	3.5	3	113	.4	3.1	
TSA	11	21			9	32			12	181			8	152			8	217			
WYLT																					
METRO					1	7	.1	1.5	5	33	.7	4.9	4	33	.5	3.5	3	46	.4	3.1	
TSA					1	7			7	83			6	83			5	97			
WYRN																					
METRO					*				*				*				*				
TSA																					
WZZU																					
METRO	2	11	.3	2.7	3	7	.4	4.5	8	156	1.1	7.8	10	141	1.3	8.8	8	170	1.1	8.3	
TSA	6	43			5	16			21	376			25	362			19	413			
WZFX																					
METRO										9				9				1	18	.1	1.0
TSA	1	10			15	40			9	166			11	166			11	200			
WKRR																					
METRO		5			1	5	.1	1.5		17				17				28			
TSA	46	83			58	70			20	202			25	202			29	264			
WPCM																					
METRO										8				8				14			
TSA	13	35			8	21			1	45			2	45			3	64			
METRO TOTALS	73	233	9.6		66	173	8.7		103	658	13.6		114	658	15.0		96	688	12.6		

Target Audience

Footnote Symbols: * Audience estimates adjusted for actual broadcast schedule. + Station(s) changed call letters since the prior survey - see Page 5B.

Target Audience

MEN 18-34

	MONDAY-FRIDAY 6AM-10AM				MONDAY-FRIDAY 10AM-3PM				MONDAY-FRIDAY 3PM-7PM				MONDAY-FRIDAY 7PM-MID				WEEKEND 10AM-7PM			
	AQH (00)	CUME (00)	AQH RTG	AQH SHR	AQH (00)	CUME (00)	AQH RTG	AQH SHR	AQH (00)	CUME (00)	AQH RTG	AQH SHR	AQH (00)	CUME (00)	AQH RTG	AQH SHR	AQH (00)	CUME (00)	AQH RTG	AQH SHR
WAUG																				
METRO	* 2	18	.2	.8	2	18	.2	1.0	4	8	.3	1.8	* 5	8	.4	3.8	3	9	.3	1.7
TSA	2	18			2	18			4	8			5	8			3	9		
WAZZ																				
METRO																				
TSA																				
WCHL																				
METRO					2	9	.2	1.0		18			2	14	.2	1.5	4	15	.3	2.3
TSA					2	9				18			2	14			8	49		
WDCG																				
METRO	14	149	1.2	5.9	6	71	.5	3.0	12	149	1.0	5.5	8	123	.7	6.1	8	107	.7	4.6
TSA	23	218			24	192			25	284			11	192			25	164		
WDNC																				
METRO	5	19	.4	2.1					5	5			3	19	.3	2.3	1	9	.1	.6
TSA	6	34							20	20			3	34			2	43		
WDUR																				
METRO						13												10		
TSA						13												10		
WFXC																				
METRO	5	69	.4	2.1	8	51	.7	4.0	11	64	.9	5.1	8	79	.7	6.1	15	62	1.3	8.6
TSA	5	69			8	51			11	74			8	79			15	62		
WKIX																				
METRO	4	27	.3	1.7	3	43	.3	1.5	3	22	.3	1.4	1	21	.1	.8		10		
TSA	6	44			4	55			7	51			1	21				10		
WLLE																				
METRO	5	47	.4	2.1	11	70	.9	5.5	2	17	.2	.9					11	56	.9	6.3
TSA	5	47			11	70			2	17							11	56		
WPJL																				
METRO	1	5	.1	.4	2	9	.2	1.0												
TSA	1	5			2	9														
WPTF																				
METRO	15	65	1.3	6.3	17	77	1.4	8.5	15	62	1.3	6.9	5	51	.4	3.8	13	98	1.1	7.5
TSA	19	143			23	150			24	151			6	85			20	161		
WQDR																				
METRO	23	138	1.9	9.7	20	130	1.7	10.0	23	139	1.9	10.6	7	81	.6	5.3	12	107	1.0	6.9
TSA	55	267			70	239			53	340			26	231			47	264		
WQOK																				
METRO	33	151	2.8	13.9	27	146	2.3	13.5	30	161	2.5	13.8	24	161	2.0	18.2	21	89	1.8	12.1
TSA	44	186			45	203			38	196			31	180			21	99		
WRAL																				
METRO	19	152	1.6	8.0	16	115	1.3	8.0	12	136	1.0	5.5	9	83	.8	6.8	11	104	.9	6.3
TSA	70	397			57	252			47	362			15	190			37	283		
WRDU																				
METRO	30	242	2.5	12.6	22	193	1.9	11.0	29	246	2.4	13.4	18	152	1.5	13.6	14	144	1.2	8.0
TSA	98	574			91	567			101	640			45	415			69	407		
WSRC																				
METRO					1	9	.1	.5	*								*			
TSA					1	9														
WTIK																				
METRO	5	16	.4	2.1		7			5	7	.4	2.3	1	7	.1	.8	4	7	.3	2.3
TSA	5	16				7			5	7			1	7			4	7		
WTRG																				
METRO	14	124	1.2	5.9	12	150	1.0	6.0	11	165	.9	5.1	6	100	.5	4.5	16	125	1.3	9.2
TSA	46	344			53	414			49	421			15	187			31	243		
WYLT																				
METRO	9	50	.8	3.8	12	19	1.0	6.0	13	66	1.1	6.0	2	32	.2	1.5	3	39	.3	1.7
TSA	12	94			14	33			15	84			3	50			6	57		
WYRN																				
METRO									*								*			
TSA																				
WZZU																				
METRO	10	119	.8	4.2	4	60	.3	2.0	8	89	.7	3.7	3	58	.3	2.3	6	51	.5	3.4
TSA	32	280			15	179			25	296			15	188			15	120		
WZFX																				
METRO	2	9	.2	.8	3	9	.3	1.5	2	18	.2	.9	2	27	.2	1.5	3	18	.3	1.7
TSA	28	163			16	164			19	122			9	117			14	160		
WKRR																				
METRO	4	34	.3	1.7	4	18	.3	2.0	6	35	.5	2.8	3	24	.3	2.3	4	34	.3	2.3
TSA	36	279			26	207			44	265			35	160			58	217		
WPCM																				
METRO	1	16	.1	.4	3	16	.3	1.5	2	25	.2	.9	1	14	.1	.8	3	25	.3	1.7
TSA	6	64			8	55			8	65			3	23			15	65		
METRO TOTALS	238	1003	20.1		200	825	16.9		217	1001	18.3		132	752	11.1		174	785	14.7	

Footnote Symbols: * Audience estimates adjusted for actual broadcast schedule. + Station(s) changed call letters since the prior survey - see Page 5B.

Target Audience

MEN 18-34

	SATURDAY 6AM-10AM				SATURDAY 10AM-3PM				SATURDAY 3PM-7PM				SATURDAY 7PM-MID				WEEKEND 6AM-MID			
	AQH (00)	CUME (00)	AQH RTG	AQH SHR	AQH (00)	CUME (00)	AQH RTG	AQH SHR	AQH (00)	CUME (00)	AQH RTG	AQH SHR	AQH (00)	CUME (00)	AQH RTG	AQH SHR	AQH (00)	CUME (00)	AQH RTG	AQH SHR
WAUG	*				9	9	.8	3.8	2	9	.2	1.2					* 2	9	.2	1.4
METRO					9	9			2	9							2	9		
TSA					9	9			2	9							2	9		
WAZZ																				
METRO																				
TSA																				
WCHL																				
METRO					5	9	.4	2.1	6	9	.5	3.6					2	15	.2	1.4
TSA					5	9			21	43							4	49		
WDCG																				
METRO	3	13	.3	2.4	15	53	1.3	6.3	12	53	1.0	7.1	5	30	.4	3.6	6	135	.5	4.3
TSA	8	37			32	87			28	77			16	74			18	212		
WDNC																				
METRO	6	14	.5	4.7	3	9	.3	1.3					4	14	.3	2.9	2	23	.2	1.4
TSA	6	14			6	43							4	14			3	72		
WDUR																				
METRO																				
TSA																				
WFXC																				
METRO	13	42	1.1	10.2	15	23	1.3	6.3	12	37	1.0	7.1	17	60	1.4	12.2	13	75	1.1	9.3
TSA	13	42			15	23			12	37			17	60			13	75		
WKIX																				
METRO	3	10	.3	2.4					1	5	.1	.6	1	10	.1	.7	1	10	.1	.7
TSA	3	10							1	5			1	10			1	19		
WLLE																				
METRO					9	22	.8	3.8	8	9	.7	4.7					8	56	.7	5.7
TSA					9	22			8	9							8	56		
WPJL																				
METRO													1	5	.1	.7		5		
TSA													1	5				5		
WPTF																				
METRO	7	25	.6	5.5	28	68	2.4	11.7	13	44	1.1	7.7					9	119	.8	6.4
TSA	7	25			39	131			21	72			3	54			13	182		
WQDR																				
METRO	7	25	.6	5.5	22	57	1.9	9.2	8	49	.7	4.7	12	43	1.0	8.6	10	147	.8	7.1
TSA	38	89			63	124			51	157			30	122			38	317		
WQOK																				
METRO	20	63	1.7	15.7	36	76	3.0	15.1	25	73	2.1	14.8	8	54	.7	5.8	17	107	1.4	12.1
TSA	31	91			37	86			25	73			12	73			21	136		
WRAL																				
METRO	12	44	1.0	9.4	13	36	1.1	5.4	18	42	1.5	10.7	4	20	.3	2.9	8	139	.7	5.7
TSA	72	169			59	148			56	154			11	72			30	443		
WRDU																				
METRO	13	49	1.1	10.2	14	66	1.2	5.9	23	90	1.9	13.6	32	82	2.7	23.0	16	204	1.3	11.4
TSA	29	135			58	184			95	256			66	209			57	527		
WSRC																				
METRO																				
TSA																				
WTIK																				
METRO					3	7	.3	1.3	5	7	.4	3.0	1	7	.1	.7	2	7	.2	1.4
TSA					3	7			5	7			1	7			2	7		
WTRG																				
METRO	9	40	.8	7.1	20	57	1.7	8.4	13	44	1.1	7.7	7	40	.6	5.0	11	167	.9	7.9
TSA	33	140			46	121			35	79			26	96			26	377		
WYLT																				
METRO					2	7	.2	.8		6			5	17	.4	3.6	2	51	.2	1.4
TSA	1	13			6	20				6			5	17			4	69		
WYRN																				
METRO																				
TSA																				
WZZU																				
METRO	6	17	.5	4.7	10	20	.8	4.2	1	5	.1	.6	6	23	.5	4.3	4	65	.3	2.9
TSA	11	61			19	41			2	15			6	23			10	166		
WZFX																				
METRO					1	9	.1	.4					1	18	.1	.7	2	27	.2	1.4
TSA					6	59			28	35			28	65			12	193		
WKRR																				
METRO	1	5	.1	.8	7	15	.6	2.9	3	10	.3	1.8	6	10	.5	4.3	3	34	.3	2.1
TSA	50	167			61	151			62	118			44	74			46	310		
WPCM																				
METRO	2	8	.2	1.6	2	11	.2	.8	1	4	.1	.6	2	11	.2	1.4	2	41	.2	1.4
TSA	3	29			21	32			5	13			3	20			9	98		
METRO TOTALS	127	370	10.7		239	548	20.2		169	471	14.2		139	395	11.7		140	923	11.8	

Footnote Symbols: * Audience estimates adjusted for actual broadcast schedule. + Station(s) changed call letters since the prior survey - see Page 5B.

ARBITRON RATINGS

Target Audience

Target Audience

MEN 18-34

	SUNDAY 10AM-3PM				SUNDAY 3PM-7PM				MONDAY-FRIDAY 6AM-7PM				MONDAY-FRIDAY COMBINED DRIVE				MONDAY-SUNDAY 6AM-MID			
	AQH (00)	CUME (00)	AQH RTG	AQH SHR	AQH (00)	CUME (00)	AQH RTG	AQH SHR	AQH (00)	CUME (00)	AQH RTG	AQH SHR	AQH (00)	CUME (00)	AQH RTG	AQH SHR	AQH (00)	CUME (00)	AQH RTG	AQH SHR
WAUG									* 2	27	.2	.9	* 3	18	.3	1.3	* 2	27	.2	1.1
METRO									2	27			3	18			2	27		
TSA																				
WAZZ																				
METRO																				
TSA																				
WCHL																				
METRO	1	9	.1	.7	6	15	.5	4.3	1	18	.1	.5		18			1	24	.1	.6
TSA	1	9			6	15			1	18				18			2	59		
WDCG																				
METRO	5	40	.4	3.6	3	19	.3	2.1	10	226	.8	4.6	13	212	1.1	5.8	9	278	.8	5.1
TSA	23	73			16	42			24	399			24	356			20	505		
WDNC																				
METRO									2	19	.2	.9	3	19	.3	1.3	2	33	.2	1.1
TSA									2	34			4	34			2	82		
WDUR																				
METRO	1	10	.1	.7						13								33		
TSA	1	10								13								33		
WFXC																				
METRO	28	51	2.4	20.3	5	42	.4	3.6	8	84	.7	3.7	8	84	.7	3.6	9	123	.8	5.1
TSA	28	51			5	42			8	93			8	93			9	132		
WKIX																				
METRO		5				5			3	57	.3	1.4	3	34	.3	1.3	2	57	.2	1.1
TSA		5				5			5	85			6	63			3	95		
WLLE																				
METRO	13	25	1.1	9.4	15	17	1.3	10.7	7	70	.6	3.2	3	47	.3	1.3	5	80	.4	2.8
TSA	13	25			15	17			7	70			3	47			5	80		
WPJL																				
METRO									1	14	.1	.5		5			1	14	.1	.6
TSA									1	14				5			1	14		
WPTF																				
METRO	2	8	.2	1.4	7	22	.6	5.0	15	107	1.3	6.9	14	102	1.2	6.3	12	166	1.0	6.8
TSA	7	31			13	45			22	209			21	203			16	273		
WQDR																				
METRO	11	56	.9	8.0	6	21	.5	4.3	22	187	1.9	10.2	23	167	1.9	10.3	16	227	1.3	9.0
TSA	47	139			25	72			60	444			54	391			47	555		
WQOK																				
METRO	7	36	.6	5.1	12	36	1.0	8.6	30	183	2.5	13.9	31	183	2.6	13.9	26	183	2.2	14.7
TSA	7	36			12	36			42	241			40	217			34	241		
WRAL																				
METRO	9	33	.8	6.5	3	21	.3	2.1	16	205	1.3	7.4	16	193	1.3	7.2	12	246	1.0	6.8
TSA	22	81			11	58			59	576			59	539			42	687		
WRDU																				
METRO	4	32	.3	2.9	19	65	1.6	13.6	27	306	2.3	12.5	30	291	2.5	13.5	21	333	1.8	11.9
TSA	52	162			79	235			97	781			99	695			75	864		
WSRC																				
METRO					*				*	9			*				*	9		
TSA										9								9		
WTIK																				
METRO	1	7	.1	.7	6	7	.5	4.3	3	16	.3	1.4	5	16	.4	2.2	3	16	.3	1.7
TSA	1	7			6	7			3	16			5	16			3	16		
WTRG																				
METRO	18	62	1.5	13.0	11	43	.9	7.9	12	208	1.0	5.6	13	185	1.1	5.8	11	269	.9	6.2
TSA	19	67			23	77			49	570			47	488			36	654		
WYLT																				
METRO	6	13	.5	4.3	1	11	.1	.7	12	87	1.0	5.6	11	87	.9	4.9	7	114	.6	4.0
TSA	8	18			8	29			14	136			14	136			9	177		
WYRN																				
METRO					*				*				*				*			
TSA																				
WZZU																				
METRO	3	23	.3	2.2	8	23	.7	5.7	7	169	.6	3.2	9	163	.8	4.0	6	174	.5	3.4
TSA	20	61			15	49			24	441			29	426			18	479		
WZFX																				
METRO	9	18	.8	6.5					2	18	.2	.9	2	18	.2	.9	2	27	.2	1.1
TSA	14	40			11	34			21	194			23	194			16	214		
WKRR																				
METRO	1	10	.1	.7	2	13	.2	1.4	4	45	.3	1.9	5	45	.4	2.2	4	60	.3	2.3
TSA	50	114			59	78			35	318			40	318			39	384		
WPCM																				
METRO	1	7	.1	.7	9	16	.8	6.4	2	33	.2	.9	1	29	.1	.4	2	54	.2	1.1
TSA	13	28			19	35			7	91			7	87			7	121		
METRO TOTALS	138	424	11.6		140	364	11.8		216	1086	18.2		223	1076	18.8		177	1102	14.9	

Footnote Symbols: * Audience estimates adjusted for actual broadcast schedule. + Station(s) changed call letters since the prior survey - see Page 5B.

Target Audience

MEN 18-49

	MONDAY-FRIDAY 6AM-10AM				MONDAY-FRIDAY 10AM-3PM				MONDAY-FRIDAY 3PM-7PM				MONDAY-FRIDAY 7PM-MID				WEEKEND 10AM-7PM						
	AQH (00)	CUME (00)	AQH RTG	AQH SHR	AQH (00)	CUME (00)	AQH RTG	AQH SHR	AQH (00)	CUME (00)	AQH RTG	AQH SHR	AQH (00)	CUME (00)	AQH RTG	AQH SHR	AQH (00)	CUME (00)	AQH RTG	AQH SHR			
WAUG	*	2	22	.1	.5	5	22	.3	1.7	8	22	.4	2.4	*	5	8	.3	2.8	4	13	.2	1.5	
METRO TSA	2	22			5	22			8	22			5	8			4	13					
WAZZ																							
METRO TSA	2	18	.1	.5	1	12	.1	.3	5	24	.3	1.5	1	6	.1	.6	2	18	.1	.8			
WCHL																							
METRO TSA	1	14	.1	.3	2	14	.1	.7	1	29	.1	.3	2	23	.1	1.1	6	33	.3	2.3			
WDCG																							
METRO TSA	21	188	1.1	5.5	9	102	.5	3.1	15	182	.8	4.5	8	136	.4	4.4	9	124	.5	3.4			
WDNC																							
METRO TSA	6	25	.3	1.6		4				9			3	25	.2	1.7	4	26	.2	1.5			
WDUR																							
METRO TSA	2	9	.1	.5		17				4							1	19	.1	.4			
WFXC																							
METRO TSA	6	83	.3	1.6	9	68	.5	3.1	13	78	.7	3.9	10	93	.5	5.6	15	62	.8	5.7			
WKIX																							
METRO TSA	7	53	.4	1.8	3	47	.2	1.0	5	44	.3	1.5	2	27	.1	1.1	1	21	.1	.4			
WLLE																							
METRO TSA	6	65	.3	1.6	22	97	1.2	7.6	2	21	.1	.6					25	87	1.4	9.5			
WPJL																							
METRO TSA	5	15	.3	1.3	3	19	.2	1.0	4	10	.2	1.2					25	94					
WPTF																							
METRO TSA	33	140	1.8	8.7	25	134	1.4	8.7	25	128	1.4	7.6	8	85	.4	4.4	18	131	1.0	6.8			
WQDR																							
METRO TSA	41	217	2.2	10.8	28	189	1.5	9.7	35	223	1.9	10.6	12	118	.7	6.7	17	177	.9	6.5			
WQOK																							
METRO TSA	39	195	2.1	10.3	30	163	1.6	10.4	35	182	1.9	10.6	30	187	1.6	16.7	26	119	1.4	9.9			
WRAL																							
METRO TSA	32	245	1.7	8.4	26	149	1.4	9.0	22	195	1.2	6.6	12	95	.7	6.7	16	155	.9	6.1			
WRDU																							
METRO TSA	33	264	1.8	8.7	22	203	1.2	7.6	33	293	1.8	10.0	19	171	1.0	10.6	17	169	.9	6.5			
WSRC																							
METRO TSA	1	12	.1	.3	2	21	.1	.7	*								*	1	16	.1	.4		
WTIK																							
METRO TSA	15	29	.8	4.0	10	20	.5	3.5	12	17	.7	3.6	5	16	.3	2.8	8	13	.4	3.0			
WTRG																							
METRO TSA	18	137	1.0	4.7	14	162	.8	4.8	16	213	.9	4.8	8	128	.4	4.4	19	145	1.0	7.2			
WYLT																							
METRO TSA	17	119	.9	4.5	17	49	.9	5.9	17	110	.9	5.1	5	63	.3	2.8	11	102	.6	4.2			
WYRN																							
METRO TSA	27	227			19	63			20	149			8	102			18	155					
WZZU																							
METRO TSA	14	149	.8	3.7	6	78	.3	2.1	11	108	.6	3.3	4	71	.2	2.2	6	51	.3	2.3			
WZFX																							
METRO TSA	2	9	.1	.5	3	13	.2	1.0	2	22	.1	.6	2	27	.1	1.1	3	18	.2	1.1			
WKRR																							
METRO TSA	47	39	.2	1.1	5	23	.3	1.7	7	40	.4	2.1	3	28	.2	1.7	4	34	.2	1.5			
WPCM																							
METRO TSA	3	31	.2	.8	3	27	.2	1.0	7	57	.4	2.1	2	36	.1	1.1	4	46	.2	1.5			
METRO TOTALS	379	1564	20.6		289	1163	15.7		331	1513	18.0		180	1061	9.8		263	1217	14.3				

Target Audience

Footnote Symbols: * Audience estimates adjusted for actual broadcast schedule. + Station(s) changed call letters since the prior survey - see Page 5B.

Target Audience

MEN 18-49

	SATURDAY 6AM-10AM				SATURDAY 10AM-3PM				SATURDAY 3PM-7PM				SATURDAY 7PM-MID				WEEKEND 6AM-MID				
	AQH (00)	CUME (00)	AQH RTG	AQH SHR	AQH (00)	CUME (00)	AQH RTG	AQH SHR	AQH (00)	CUME (00)	AQH RTG	AQH SHR	AQH (00)	CUME (00)	AQH RTG	AQH SHR	AQH (00)	CUME (00)	AQH RTG	AQH SHR	
WAUG																					
METRO	*				11	13	.6	3.1	4	13	.2	1.6					*	3	23	.2	1.4
TSA					11	13			4	13								3	23		
WAZZ																					
METRO	2	12	.1	1.0	3	12	.2	.9	1	12	.1	.4					2	18	.1	.9	
TSA	2	12			3	12			1	12							2	18			
WCHL																					
METRO	1	5	.1	.5	8	18	.4	2.3	8	18	.4	3.2	1	9	.1	.5	3	42	.2	1.4	
TSA	1	5			8	18			23	52			1	9			5	76			
WDCG																					
METRO	8	26	.4	3.8	19	66	1.0	5.4	12	53	.7	4.7	5	30	.3	2.6	7	158	.4	3.3	
TSA	18	69			36	100			28	77			16	74			20	261			
WDNC																					
METRO	9	18	.5	4.3	11	26	.6	3.1	4	17	.2	1.6	4	14	.2	2.1	5	44	.3	2.3	
TSA	9	18			14	60			7	25			4	14			6	101			
WDUR																					
METRO	1	5	.1	.5	2	5	.1	.6									1	29	.1	.5	
TSA	1	5			2	5											1	29			
WFXC																					
METRO	14	47	.8	6.7	15	23	.8	4.3	12	37	.7	4.7	19	64	1.0	9.7	13	84	.7	6.0	
TSA	14	47			15	23			12	37			28	74			15	94			
WKIX																					
METRO	6	21	.3	2.9	2	11	.1	.6	1	5	.1	.4	1	10	.1	.5	2	21	.1	.9	
TSA	6	21			2	11			1	5			1	10			2	30			
WLLE																					
METRO	6	13	.3	2.9	17	35	.9	4.8	14	18	.8	5.5	1	4	.1	.5	16	96	.9	7.4	
TSA	6	13			17	35			15	24			1	4			16	102			
WPJL																					
METRO													1	5	.1	.5		9			
TSA													1	5				9			
WPTF																					
METRO	10	36	.5	4.8	35	89	1.9	9.9	15	50	.8	5.9	2	6	.1	1.0	12	152	.7	5.6	
TSA	20	72			53	172			29	98			6	44			21	270			
WQDR																					
METRO	12	53	.7	5.7	32	95	1.7	9.1	11	77	.6	4.3	16	54	.9	8.2	16	244	.9	7.4	
TSA	66	176			98	219			77	235			38	159			60	559			
WQOK																					
METRO	23	80	1.2	11.0	41	89	2.2	11.6	35	91	1.9	13.8	16	75	.9	8.2	21	137	1.1	9.8	
TSA	43	143			55	129			51	131			24	111			34	234			
WRAL																					
METRO	15	62	.8	7.1	23	54	1.2	6.5	19	48	1.0	7.5	4	20	.2	2.1	12	212	.7	5.6	
TSA	91	248			85	207			69	218			20	107			46	657			
WRDU																					
METRO	17	60	.9	8.1	19	81	1.0	5.4	24	96	1.3	9.5	33	88	1.8	16.9	19	240	1.0	8.8	
TSA	35	154			64	210			98	275			67	215			61	590			
WSRC																					
METRO	3	12	.2	1.4					*								*	2	16	.1	.9
TSA	3	12																2	16		
WTIK																					
METRO	4	9	.2	1.9	9	13	.5	2.6	9	13	.5	3.6	3	13	.2	1.5	6	16	.3	2.8	
TSA	4	9			9	13			9	13			3	13			6	16			
WTRG																					
METRO	11	53	.6	5.2	25	67	1.4	7.1	17	55	.9	6.7	7	40	.4	3.6	13	205	.7	6.0	
TSA	44	191			61	142			41	94			26	96			32	472			
WYLT																					
METRO	5	31	.3	2.4	8	32	.4	2.3	9	36	.5	3.6	10	36	.5	5.1	8	119	.4	3.7	
TSA	16	79			13	57			28	60			22	61			17	186			
WYRN																					
METRO									*								*				
TSA																					
WZZU																					
METRO	7	23	.4	3.3	10	20	.5	2.8	1	5	.1	.4	6	23	.3	3.1	4	71	.2	1.9	
TSA	14	81			19	41			2	15			7	35			11	219			
WZFX																					
METRO					1	9	.1	.3					1	18	.1	.5	2	27	.1	.9	
TSA	40	65			16	111			43	67			40	95			29	283			
WKRR																					
METRO	1	5	.1	.5	7	15	.4	2.0	3	10	.2	1.2	6	10	.3	3.1	3	34	.2	1.4	
TSA	57	185			61	151			64	125			44	74			48	341			
WPCM																					
METRO	2	14	.1	1.0	2	16	.1	.6	1	4	.1	.4	2	11	.1	1.0	3	73	.2	1.4	
TSA	29	99			59	104			25	53			4	34			29	240			
METRO TOTALS	210	633	11.4		352	811	19.1		253	670	13.7		195	515	10.6		215	1434	11.7		

Footnote Symbols: * Audience estimates adjusted for actual broadcast schedule. + Station(s) changed call letters since the prior survey - see Page 5B.

Target Audience

MEN 18-49

	SUNDAY 10AM-3PM				SUNDAY 3PM-7PM				MONDAY-FRIDAY 6AM-7PM				MONDAY-FRIDAY COMBINED DRIVE				MONDAY-SUNDAY 6AM-MID			
	AQH (00)	CUME (00)	AQH RTG	AQH SHR	AQH (00)	CUME (00)	AQH RTG	AQH SHR	AQH (00)	CUME (00)	AQH RTG	AQH SHR	AQH (00)	CUME (00)	AQH RTG	AQH SHR	AQH (00)	CUME (00)	AQH RTG	AQH SHR
WAUG									* 5	41	.3	1.5	* 5	32	.3	1.4	* 5	41	.3	1.9
METRO									5	41			5	32			5	41		
TSA									5	41			5	32			5	41		
WAZZ									2	24	.1	.6	3	24	.2	.9	2	24	.1	.7
METRO	4	12	.2	1.9					2	24			3	24			2	24		
TSA	4	12							2	24			3	24			2	24		
WCHL					6	15	.3	2.8	2	38	.1	.6	1	38	.1	.3	2	62	.1	.7
METRO	2	14	.1	.9	6	15			2	38			1	38			2	62		
TSA	2	14			6	15			2	38			1	38			2	62		
WDCG					3	19	.2	1.4	14	280	.8	4.2	17	259	.9	4.9	12	340	.7	4.5
METRO	5	48	.3	2.4	3	19			14	280			17	259			12	340		
TSA	23	81			18	49			31	516			31	451			25	630		
WDNC									3	30	.2	.9	4	30	.2	1.1	3	71	.2	1.1
METRO									3	45			5	45			3	127		
TSA									3	45			5	45			3	127		
WDUR					1	4	.1	.5	1	22	.1	.3	1	9	.1	.3	1	47	.1	.4
METRO	2	15	.1	.9	1	4			1	22			1	9			1	47		
TSA	2	15			1	4			1	22			1	9			1	47		
WFXC					5	42	.3	2.3	9	111	.5	2.7	9	107	.5	2.6	10	160	.5	3.7
METRO	28	51	1.5	13.2	5	42			9	111			9	107			10	160		
TSA	28	51			5	42			10	129			10	125			11	178		
WKIX					1	11	.1	.5	4	92	.2	1.2	6	65	.3	1.7	3	92	.2	1.1
METRO		11			1	11			4	92			6	65			3	92		
TSA		11			1	11			9	150			13	125			5	160		
WLLE					34	40	1.8	16.0	12	101	.7	3.6	4	70	.2	1.1	10	120	.5	3.7
METRO	32	56	1.7	15.1	34	40			12	101			4	70			10	120		
TSA	32	56			35	47			13	115			4	70			10	141		
WPJL									4	24	.2	1.2	4	15	.2	1.1	2	28	.1	.7
METRO									4	30			4	21			2	34		
TSA									4	30			4	21			2	34		
WPTF					12	34	.7	5.6	27	192	1.5	8.2	28	183	1.5	8.0	20	256	1.1	7.5
METRO	4	14	.2	1.9	12	34			27	192			28	183			20	256		
TSA	16	53			22	73			49	395			49	385			33	468		
WQDR					9	32	.5	4.2	34	302	1.8	10.3	37	265	2.0	10.6	25	367	1.4	9.3
METRO	14	71	.8	6.6	9	32			34	302			37	265			25	367		
TSA	76	200			38	120			99	753			99	684			75	907		
WQOK					15	45	.8	7.0	35	227	1.9	10.6	37	227	2.0	10.6	31	236	1.7	11.6
METRO	8	40	.4	3.8	15	45			35	227			37	227			31	236		
TSA	14	59			26	80			58	351			57	321			49	393		
WRAL					4	31	.2	1.9	27	318	1.5	8.2	27	301	1.5	7.7	19	376	1.0	7.1
METRO	15	59	.8	7.1	4	31			27	318			27	301			19	376		
TSA	42	159			24	96			97	894			104	844			67	1049		
WRDU					23	82	1.2	10.8	29	358	1.6	8.8	34	343	1.8	9.7	23	394	1.2	8.6
METRO	5	40	.3	2.4	23	82			29	358			34	343			23	394		
TSA	57	194			86	276			102	876			106	780			80	983		
WSRC									* 1	21	.1	.3	* 1	12	.1	.3	* 1	25	.1	.4
METRO	2	16	.1	.9		4			* 1	21			* 1	12			* 1	25		
TSA	2	16				4			1	21			1	12			1	25		
WTIK					9	13	.5	4.2	12	29	.7	3.6	13	29	.7	3.7	9	29	.5	3.4
METRO	4	13	.2	1.9	9	13			12	29			13	29			9	29		
TSA	4	13			9	13			12	29			13	29			9	29		
WTRG					12	47	.7	5.6	15	259	.8	4.5	18	233	1.0	5.1	14	331	.8	5.2
METRO	18	66	1.0	8.5	12	47			15	259			18	233			14	331		
TSA	20	89			33	90			68	707			66	621			48	819		
WYLT					9	37	.5	4.2	17	180	.9	5.2	17	162	.9	4.9	12	239	.7	4.5
METRO	14	38	.8	6.6	9	37			17	180			17	162			12	239		
TSA	16	43			16	55			22	299			24	281			18	372		
WYRN																				
METRO																				
TSA																				
WZZU					8	23	.4	3.8	10	213	.5	3.0	12	198	.7	3.4	7	227	.4	2.6
METRO	3	23	.2	1.4	8	23			10	213			12	198			7	227		
TSA	20	61			18	55			30	544			36	520			21	611		
WZFX									2	22	.1	.6	2	22	.1	.6	2	31	.1	.7
METRO	9	18	.5	4.2					2	22			2	22			2	31		
TSA	28	77			24	49			43	334			46	334			35	354		
WKRR					2	13	.1	.9	5	50	.3	1.5	5	50	.3	1.4	4	68	.2	1.5
METRO	1	10	.1	.5	2	13			5	50			5	50			4	68		
TSA	50	121			67	98			46	340			50	340			46	430		
WPCM					13	32	.7	6.1	4	65	.2	1.2	4	61	.2	1.1	3	95	.2	1.1
METRO	3	17	.2	1.4	13	32			4	65			4	61			3	95		
TSA	40	97			59	104			22	248			27	244			21	302		
METRO TOTALS	212	628	11.5		213	529	11.6		330	1701	17.9		350	1686	19.0		268	1731	14.6	

Target Audience

Footnote Symbols: * Audience estimates adjusted for actual broadcast schedule. + Station(s) changed call letters since the prior survey - see Page 5B.

Target Audience

MEN 25 - 49

	MONDAY-FRIDAY 6AM-10AM				MONDAY-FRIDAY 10AM-3PM				MONDAY-FRIDAY 3PM-7PM				MONDAY-FRIDAY 7PM-MID				WEEKEND 10AM-7PM			
	AQH (00)	CUME (00)	AQH RTG	AQH SHR	AQH (00)	CUME (00)	AQH RTG	AQH SHR	AQH (00)	CUME (00)	AQH RTG	AQH SHR	AQH (00)	CUME (00)	AQH RTG	AQH SHR	AQH (00)	CUME (00)	AQH RTG	AQH SHR
WAUG	* 2	22	.1	.7	5	22	.4	2.4	8	22	.6	3.3	* 5	8	.4	4.6	4	13	.3	2.1
METRO	2	22			5	22			8	22			5	8			4	13		
TSA																	4	13		
WAZZ	2	18	.1	.7	1	12	.1	.5	5	24	.4	2.1	1	6	.1	.9	2	18	.1	1.0
METRO	2	18			1	12			5	24			1	6			2	18		
TSA																	2	18		
WCHL	1	14	.1	.3	2	14	.1	.9	1	29	.1	.4	2	23	.1	1.9	6	27	.4	3.1
METRO	1	14			2	14			1	29			2	23			10	61		
TSA																	6	27		
WDCG	15	103	1.1	5.1	7	75	.5	3.3	11	118	.8	4.6	5	80	.4	4.6	6	88	.4	3.1
METRO	23	160			24	142			23	183			7	98			22	144		
TSA																	6	88		
WDNC	3	17	.2	1.0		4				9			1	17	.1	.9	4	26	.3	2.1
METRO	4	32				4				24			1	32			6	68		
TSA																	4	26		
WDUR	2	9	.1	.7		4				4							1	19	.1	.5
METRO	2	9				4				4							1	19		
TSA																	1	19		
WFXC	3	43	.2	1.0	2	26	.1	.9	4	23	.3	1.7	3	38	.2	2.8	1	20	.1	.5
METRO	3	43			2	26			6	42			3	38			1	20		
TSA																	1	20		
WKIX	7	53	.5	2.4	2	32	.1	.9	4	37	.3	1.7	1	20	.1	.9	1	21	.1	.5
METRO	10	75			4	55			9	79			1	20			1	21		
TSA																	1	21		
WLLE	5	52	.4	1.7	18	70	1.3	8.5	2	21	.1	.8					24	74	1.8	12.4
METRO	5	52			19	84			2	21							24	74		
TSA																	24	81		
WPJL	5	15	.4	1.7	3	19	.2	1.4	4	10	.3	1.7								
METRO	5	21			3	25			4	10										
TSA																				
WPTF	33	133	2.5	11.1	23	119	1.7	10.9	20	121	1.5	8.3	7	78	.5	6.5	14	109	1.0	7.3
METRO	52	285			43	213			34	246			9	134			20	163		
TSA																	14	109		
WQDR	33	170	2.5	11.1	17	139	1.3	8.1	27	177	2.0	11.3	8	97	.6	7.4	17	164	1.3	8.8
METRO	90	451			76	344			72	474			24	271			54	328		
TSA																	17	164		
WQOK	25	99	1.9	8.4	20	87	1.5	9.5	22	91	1.6	9.2	16	104	1.2	14.8	13	57	1.0	6.7
METRO	44	174			44	149			40	158			26	177			24	123		
TSA																	13	57		
WRAL	26	200	1.9	8.8	20	106	1.5	9.5	16	133	1.2	6.7	5	50	.4	4.6	14	127	1.0	7.3
METRO	123	590			63	339			55	365			13	157			46	384		
TSA																	14	127		
WRDU	18	146	1.3	6.1	7	102	.5	3.3	16	170	1.2	6.7	6	94	.4	5.6	11	105	.8	5.7
METRO	56	382			32	333			48	427			17	217			33	244		
TSA																	11	105		
WSRC	1	12	.1	.3	2	21	.1	.9	*								* 1	16	.1	.5
METRO	1	12			2	21											1	16		
TSA																	1	16		
WTIK	10	13	.7	3.4	10	13	.7	4.7	7	10	.5	2.9	4	9	.3	3.7	4	6	.3	2.1
METRO	10	13			10	13			7	10			4	9			4	6		
TSA																	4	6		
WTRG	16	112	1.2	5.4	11	118	.8	5.2	14	170	1.0	5.8	8	103	.6	7.4	14	117	1.0	7.3
METRO	60	377			57	365			58	447			19	205			30	222		
TSA																	14	117		
WYLT	14	99	1.0	4.7	12	44	.9	5.7	12	84	.9	5.0	3	41	.2	2.8	10	81	.7	5.2
METRO	22	186			14	58			15	123			6	80			17	134		
TSA																	10	81		
WYRN									*								*			
METRO																				
TSA																				
WZZU	9	88	.7	3.0	5	37	.4	2.4	5	42	.4	2.1	2	36	.1	1.9	4	33	.3	2.1
METRO	19	240			5	67			16	160			7	114			13	85		
TSA																	4	33		
WZFX	2	9	.1	.7	3	13	.2	1.4	2	22	.1	.8	2	27	.1	1.9	3	18	.2	1.6
METRO	51	225			33	154			36	195			21	146			26	185		
TSA																	3	18		
WKRR	4	33	.3	1.3	5	23	.4	2.4	7	34	.5	2.9	3	22	.2	2.8	3	28	.2	1.6
METRO	27	155			27	137			27	159			5	58			8	80		
TSA																	3	28		
WPCM	3	31	.2	1.0	3	27	.2	1.4	7	49	.5	2.9	1	30	.1	.9	4	46	.3	2.1
METRO	18	174			13	108			35	170			5	71			37	161		
TSA																	4	46		
METRO TOTALS	297	1149	22.3		211	795	15.8		240	1096	18.0		108	733	8.1		193	912	14.5	

Footnote Symbols: * Audience estimates adjusted for actual broadcast schedule. + Station(s) changed call letters since the prior survey - see Page 5B.

ARBITRON RATINGS

Target Audience

MEN 25 - 49

	SATURDAY 6AM-10AM				SATURDAY 10AM-3PM				SATURDAY 3PM-7PM				SATURDAY 7PM-MID				WEEKEND 6AM-MID				
	AQH (00)	CUME (00)	AQH RTG	AQH SHR	AQH (00)	CUME (00)	AQH RTG	AQH SHR	AQH (00)	CUME (00)	AQH RTG	AQH SHR	AQH (00)	CUME (00)	AQH RTG	AQH SHR	AQH (00)	CUME (00)	AQH RTG	AQH SHR	
WAUG	*				11	13	.8	4.2	4	13	.3	2.2					*	3	23	.2	2.0
METRO					11	13			4	13							3	23		2.0	
TSA																					
WAZZ					3	12	.2	1.1	1	12	.1	.6					2	18	.1	1.3	
METRO	2	12	.1	1.3	3	12			1	12							2	18		1.3	
TSA	2	12			3	12			1	12							2	18		1.3	
WCHL					8	18	.6	3.1	8	18	.6	4.4	1	9	.1	.8	3	36	.2	2.0	
METRO	1	5	.1	.7	8	18			8	18			1	9			3	36		2.0	
TSA	1	5			8	18			23	52			1	9			5	70		2.0	
WDCG					13	56	1.0	5.0	5	23	.4	2.8	4	14	.3	3.3	5	104	.4	3.3	
METRO	8	26	.6	5.3	13	56			5	23			4	14			5	104		3.3	
TSA	15	60			29	80			21	47			14	38			16	178		3.3	
WDNC					11	26	.8	4.2	4	17	.3	2.2	1	6	.1	.8	4	36	.3	2.6	
METRO	6	10	.4	4.0	11	26			4	17			1	6			4	36		2.6	
TSA	6	10			14	60			7	25			1	6			5	93		2.6	
WDUR					2	5	.1	.8									1	29	.1	.7	
METRO	1	5	.1	.7	2	5											1	29		.7	
TSA	1	5			2	5											1	29		.7	
WFXC					2	10	.1	.8	1	10	.1	.6	7	24	.5	5.8	1	29	.1	.7	
METRO	1	5	.1	.7	2	10			1	10			7	24			1	29		.7	
TSA	1	5			2	10			1	10			16	34			3	39		.7	
WKIX					2	11	.1	.8	1	5	.1	.6	1	10	.1	.8	2	21	.1	1.3	
METRO	6	21	.4	4.0	2	11			1	5			1	10			2	21		1.3	
TSA	6	21			2	11			1	5			1	10			2	30		1.3	
WLLE					12	22	.9	4.6	14	18	1.0	7.7	1	4	.1	.8	15	83	1.1	9.9	
METRO	6	13	.4	4.0	12	22			14	18			1	4			15	83		9.9	
TSA	6	13			12	22			15	24			1	4			15	89		9.9	
WPJL													1	5	.1	.8		9			
METRO													1	5				9			
TSA													1	5				9			
WPTF					26	67	1.9	9.9	9	35	.7	5.0	2	6	.1	1.7	10	130	.7	6.6	
METRO	10	36	.7	6.7	26	67			9	35			2	6			10	130		6.6	
TSA	20	72			37	121			15	55			6	44			16	219		6.6	
WQDR					32	95	2.4	12.2	11	77	.8	6.1	12	35	.9	10.0	15	212	1.1	9.9	
METRO	12	53	.9	8.0	32	95			11	77			12	35			15	212		9.9	
TSA	57	159			71	185			58	173			32	119			48	431		9.9	
WQOK					20	40	1.5	7.6	20	36	1.5	11.0	10	48	.7	8.3	9	75	.7	5.9	
METRO	10	44	.7	6.7	20	40			20	36			10	48			9	75		5.9	
TSA	25	88			34	80			36	76			14	65			19	152		5.9	
WRAL					20	47	1.5	7.6	17	35	1.3	9.4	2	13	.1	1.7	10	164	.7	6.6	
METRO	10	42	.7	6.7	20	47			17	35			2	13			10	164		6.6	
TSA	71	198			71	173			48	169			18	100			39	534		6.6	
WRDU					14	49	1.0	5.3	14	51	1.0	7.7	8	37	.6	6.7	9	129	.7	5.9	
METRO	6	25	.4	4.0	14	49			14	51			8	37			9	129		5.9	
TSA	20	93			44	128			40	140			16	76			24	322		5.9	
WSRC																	*	2	16	.1	1.3
METRO	3	12	.2	2.0													*	2	16		1.3
TSA	3	12																2	16		1.3
WTIK					6	6	.4	2.3	4	6	.3	2.2	2	6	.1	1.7	4	9	.3	2.6	
METRO	4	9	.3	2.7	6	6			4	6			2	6			4	9		2.6	
TSA	4	9			6	6			4	6			2	6			4	9		2.6	
WTRG					25	67	1.9	9.5	13	48	1.0	7.2	6	33	.4	5.0	10	157	.7	6.6	
METRO	10	46	.7	6.7	25	67			13	48			6	33			10	157		6.6	
TSA	39	167			50	115			37	87			21	72			26	371		6.6	
WYLT					6	25	.4	2.3	9	30	.7	5.0	7	29	.5	5.8	7	91	.5	4.6	
METRO	5	31	.4	3.3	6	25			9	30			7	29			7	91		4.6	
TSA	16	79			11	50			28	54			19	54			16	158		4.6	
WYRN																	*				
METRO																	*				
TSA																					
WZZU					6	15	.4	2.3	1	5	.1	.6	2	9	.1	1.7	3	39	.2	2.0	
METRO	7	23	.5	4.7	6	15			1	5			2	9			3	39		2.0	
TSA	13	61			15	36			2	15			3	21			9	144		2.0	
WZFX					1	9	.1	.4					1	18	.1	.8	2	27	.1	1.3	
METRO					1	9							1	18			2	27		1.3	
TSA	40	65			11	61			43	67			30	85			26	223		1.3	
WKRR					5	9	.4	1.9	3	10	.2	1.7	6	10	.4	5.0	2	28	.1	1.3	
METRO	1	5	.1	.7	5	9			3	10			6	10			2	28		1.3	
TSA	19	101			8	42			8	41			9	19			7	146		1.3	
WPCM					2	16	.1	.8	1	4	.1	.6	1	5	.1	.8	3	67	.2	2.0	
METRO	2	14	.1	1.3	2	16			1	4			1	5			3	67		2.0	
TSA	28	78			40	83			25	53			3	28			24	213		2.0	
METRO TOTALS	150	471	11.2		262	597	19.6		181	473	13.6		120	308	9.0		152	1049	11.4		

Footnote Symbols: * Audience estimates adjusted for actual broadcast schedule. + Station(s) changed call letters since the prior survey - see Page 5B.

Target Audience

MEN 25-49

	SUNDAY 10AM-3PM				SUNDAY 3PM-7PM				MONDAY-FRIDAY 6AM-7PM				MONDAY-FRIDAY COMBINED DRIVE				MONDAY-SUNDAY 6AM-MID					
	AQH (00)	CUME (00)	AQH RTG	AQH SHR	AQH (00)	CUME (00)	AQH RTG	AQH SHR	AQH (00)	CUME (00)	AQH RTG	AQH SHR	AQH (00)	CUME (00)	AQH RTG	AQH SHR	AQH (00)	CUME (00)	AQH RTG	AQH SHR		
WAUG																						
METRO								*	5	41	.4	2.0	*	5	32	.4	1.9	*	5	41	.4	2.6
TSA									5	41				5	32				5	41		
WAZZ																						
METRO	4	12	.3	2.6					2	24	.1	.8	3	24	.2	1.1	2	24	.1	1.0		
TSA	4	12							2	24			3	24			2	24				
WCHL																						
METRO	2	14	.1	1.3	6	9	.4	3.9	2	38	.1	.8	1	38	.1	.4	2	56	.1	1.0		
TSA	2	14			6	9			2	38			1	38			3	91				
WDCG																						
METRO	4	42	.3	2.6	3	19	.2	2.0	10	163	.7	4.0	12	142	.9	4.5	9	194	.7	4.6		
TSA	20	66			16	40			23	269			23	223			19	324				
WDNC																						
METRO									2	22	.1	.8	2	22	.1	.7	2	63	.1	1.0		
TSA									2	37			3	37			2	119				
WDUR																						
METRO	2	15	.1	1.3	1	4	.1	.7	1	9	.1	.4	1	9	.1	.4	1	34	.1	.5		
TSA	2	15			1	4			1	9			1	9			1	34				
WFXC																						
METRO	2	9	.1	1.3					3	56	.2	1.2	3	52	.2	1.1	2	79	.1	1.0		
TSA	2	9							4	74			4	70			3	97				
WKIX																						
METRO		11			1	11	.1	.7	4	77	.3	1.6	6	58	.4	2.2	3	77	.2	1.5		
TSA		11			1	11			7	118			10	101			4	128				
WLLE																						
METRO	32	56	2.4	20.5	34	40	2.5	22.4	10	74	.7	4.0	4	57	.3	1.5	9	93	.7	4.6		
TSA	32	56			35	47			11	88			4	57			9	114				
WPJL																						
METRO									4	24	.3	1.6	4	15	.3	1.5	2	28	.1	1.0		
TSA									4	30			4	21			2	34				
WPTF																						
METRO	4	14	.3	2.6	12	34	.9	7.9	25	177	1.9	10.1	26	168	1.9	9.7	18	227	1.3	9.3		
TSA	11	30			16	50			43	357			44	347			28	410				
WQDR																						
METRO	12	58	.9	7.7	9	32	.7	5.9	25	222	1.9	10.1	29	201	2.2	10.9	19	281	1.4	9.8		
TSA	54	152			33	102			80	604			82	550			59	708				
WQOK																						
METRO	2	13	.1	1.3	7	18	.5	4.6	23	122	1.7	9.3	24	122	1.8	9.0	18	131	1.3	9.3		
TSA	8	32			18	53			43	213			41	197			33	255				
WRAL																						
METRO	15	59	1.1	9.6	2	24	.1	1.3	21	256	1.6	8.5	21	239	1.6	7.9	14	294	1.0	7.2		
TSA	42	159			20	80			80	729			89	679			54	836				
WRDU																						
METRO	5	34	.4	3.2	11	61	.8	7.2	13	209	1.0	5.2	18	200	1.3	6.7	10	245	.7	5.2		
TSA	21	96			25	130			44	540			52	467			33	606				
WSRC																						
METRO	2	16	.1	1.3	*	4			* 1	21	.1	.4	* 1	12	.1	.4	* 1	25	.1	.5		
TSA	2	16				4			1	21			1	12			1	25				
WTIK																						
METRO	3	6	.2	1.9	3	6	.2	2.0	9	13	.7	3.6	8	13	.6	3.0	6	13	.4	3.1		
TSA	3	6			3	6			9	13			8	13			6	13				
WTRG																						
METRO	7	45	.5	4.5	7	32	.5	4.6	13	209	1.0	5.2	16	190	1.2	6.0	12	244	.9	6.2		
TSA	9	68			24	58			58	556			60	499			41	632				
WYLT																						
METRO	14	38	1.0	9.0	8	30	.6	5.3	12	147	.9	4.8	13	129	1.0	4.9	9	193	.7	4.6		
TSA	16	43			15	48			17	245			19	227			15	304				
WYRN																						
METRO					*				*				*				*					
TSA																						
WZZU																						
METRO	2	17	.1	1.3	5	16	.4	3.3	6	107	.4	2.4	7	98	.5	2.6	4	121	.3	2.1		
TSA	16	32			15	48			14	282			18	264			10	326				
WZFX																						
METRO	9	18	.7	5.8					2	22	.1	.8	2	22	.1	.7	2	31	.1	1.0		
TSA	28	77			24	49			40	263			44	263			32	273				
WKRR																						
METRO	1	10	.1	.6	2	13	.1	1.3	5	38	.4	2.0	5	38	.4	1.9	4	45	.3	2.1		
TSA	6	50			10	33			27	172			27	172			18	200				
WPCM																						
METRO	3	17	.2	1.9	13	32	1.0	8.6	4	57	.3	1.6	4	53	.3	1.5	3	81	.2	1.5		
TSA	28	76			59	104			21	218			26	214			19	267				
METRO TOTALS	156	471	11.7		152	369	11.4		248	1248	18.6		267	1233	20.0		194	1271	14.5			

Footnote Symbols: * Audience estimates adjusted for actual broadcast schedule. + Station(s) changed call letters since the prior survey - see Page 5B.

Target Audience

MEN 25-54

	MONDAY-FRIDAY 6AM-10AM				MONDAY-FRIDAY 10AM-3PM				MONDAY-FRIDAY 3PM-7PM				MONDAY-FRIDAY 7PM-MID				WEEKEND 10AM-7PM				
	AQH (00)	CUME (00)	AQH RTG	AQH SHR	AQH (00)	CUME (00)	AQH RTG	AQH SHR	AQH (00)	CUME (00)	AQH RTG	AQH SHR	AQH (00)	CUME (00)	AQH RTG	AQH SHR	AQH (00)	CUME (00)	AQH RTG	AQH SHR	
WAUG																					
METRO	* 2	22	.1	.6	5	22	.3	2.2	8	22	.5	3.1	* 5	8	.3	4.5	4	13	.3	1.9	
TSA	2	22			5	22			8	22			5	8			4	13			
WAZZ																					
METRO	2	18	.1	.6	1	12	.1	.4	5	24	.3	1.9	1	6	.1	.9	2	18	.1	1.0	
TSA	3	26			1	12			5	24			1	6			2	18			
WCHL																					
METRO	1	14	.1	.3	2	14	.1	.9	1	33	.1	.4	2	23	.1	1.8	6	27	.4	2.9	
TSA	1	14			2	14			1	33			2	23			10	61			
WDCG																					
METRO	16	116	1.1	4.9	7	75	.5	3.1	11	118	.8	4.2	5	80	.3	4.5	6	88	.4	2.9	
TSA	26	182			25	151			25	192			10	107			26	153			
WDNC																					
METRO	4	24	.3	1.2	1	11	.1	.4	1	21	.1	.4	1	20	.1	.9	5	41	.3	2.4	
TSA	5	39			1	11			1	36			1	35			7	83			
WDUR																					
METRO	2	9	.1	.6		4				4							1	19	.1	.5	
TSA	2	9				4				4							1	19			
WFXC																					
METRO	3	43	.2	.9	2	33	.1	.9	4	23	.3	1.5	3	45	.2	2.7	1	20	.1	.5	
TSA	3	43			2	33			6	42			3	45			1	20			
WKIX																					
METRO	9	63	.6	2.8	2	37	.1	.9	6	47	.4	2.3	1	25	.1	.9	2	26	.1	1.0	
TSA	12	85			4	60			11	89			1	25			2	26			
WLLE																					
METRO	5	52	.3	1.5	18	70	1.2	8.1	2	21	.1	.8					24	74	1.6	11.6	
TSA	5	52			19	84			2	21							24	81			
WPJL																					
METRO	5	20	.3	1.5	3	19	.2	1.3	4	10	.3	1.5									
TSA	5	26			3	25			4	10											
WPTF																					
METRO	40	163	2.7	12.3	23	133	1.6	10.3	22	139	1.5	8.5	7	78	.5	6.3	15	117	1.0	7.2	
TSA	59	320			44	238			36	268			9	134			21	171			
WQDR																					
METRO	36	191	2.5	11.1	19	157	1.3	8.5	31	191	2.1	12.0	9	108	.6	8.0	20	177	1.4	9.7	
TSA	98	494			92	397			80	517			25	296			59	346			
WQOK																					
METRO	26	106	1.8	8.0	20	87	1.4	9.0	22	91	1.5	8.5	16	104	1.1	14.3	14	64	1.0	6.8	
TSA	49	213			47	174			42	173			27	186			26	146			
WRAL																					
METRO	29	227	2.0	9.0	22	123	1.5	9.9	19	155	1.3	7.3	7	66	.5	6.3	17	145	1.2	8.2	
TSA	129	639			65	361			62	418			15	173			53	430			
WRDU																					
METRO	18	146	1.2	5.6	7	107	.5	3.1	16	175	1.1	6.2	6	94	.4	5.4	11	105	.8	5.3	
TSA	56	382			32	338			49	439			17	217			34	251			
WSRC																					
METRO	1	12	.1	.3	2	21	.1	.9	*								*	1	16	.1	.5
TSA	1	12			2	21											1	16			
WTIK																					
METRO	10	18	.7	3.1	10	13	.7	4.5	7	10	.5	2.7	4	9	.3	3.6	4	6	.3	1.9	
TSA	10	18			10	13			7	10			4	9			4	6			
WTRG																					
METRO	16	119	1.1	4.9	11	130	.8	4.9	14	170	1.0	5.4	8	103	.5	7.1	14	117	1.0	6.8	
TSA	60	384			60	385			58	447			19	205			31	228			
WYLT																					
METRO	19	121	1.3	5.9	18	71	1.2	8.1	17	107	1.2	6.6	4	54	.3	3.6	11	90	.8	5.3	
TSA	27	216			20	85			20	146			7	102			19	153			
WYRN																					
METRO	3	7	.2	.9					*								*				
TSA	3	7																			
WZZU																					
METRO	9	88	.6	2.8	6	42	.4	2.7	5	42	.3	1.9	2	36	.1	1.8	4	33	.3	1.9	
TSA	19	240			6	72			16	160			7	114			13	85			
WZFX																					
METRO	2	9	.1	.6	3	13	.2	1.3	2	22	.1	.8	2	27	.1	1.8	3	18	.2	1.4	
TSA	51	225			33	154			48	216			37	167			27	206			
WKRR																					
METRO	4	33	.3	1.2	5	23	.3	2.2	7	34	.5	2.7	3	22	.2	2.7	3	28	.2	1.4	
TSA	27	155			27	137			27	159			6	68			8	80			
WPCM																					
METRO	3	31	.2	.9	3	27	.2	1.3	7	49	.5	2.7	1	30	.1	.9	4	46	.3	1.9	
TSA	19	193			16	127			37	181			5	71			38	170			
METRO TOTALS	324	1261	22.1		223	872	15.2		259	1183	17.7		112	791	7.7		207	991	14.1		

Footnote Symbols: * Audience estimates adjusted for actual broadcast schedule. + Station(s) changed call letters since the prior survey - see Page 5B.

Target Audience

Target Audience

MEN 25-54

	SATURDAY 6AM-10AM				SATURDAY 10AM-3PM				SATURDAY 3PM-7PM				SATURDAY 7PM-MID				WEEKEND 6AM-MID				
	AQH (00)	CUME (00)	AQH RTG	AQH SHR	AQH (00)	CUME (00)	AQH RTG	AQH SHR	AQH (00)	CUME (00)	AQH RTG	AQH SHR	AQH (00)	CUME (00)	AQH RTG	AQH SHR	AQH (00)	CUME (00)	AQH RTG	AQH SHR	
WAUG																					
METRO	*				11	13	.8	4.0	4	13	.3	2.0					*	3	23	.2	1.9
TSA					11	13			4	13							3	23			
WAZZ																					
METRO	2	12	.1	1.2	3	12	.2	1.1	1	12	.1	.5					2	18	.1	1.2	
TSA	2	12			3	12			1	12							2	18			
WCHL																					
METRO	1	5	.1	.6	8	18	.5	2.9	8	18	.5	4.1	1	9	.1	.8	3	36	.2	1.9	
TSA	1	5			8	18			23	52			1	9			5	70			
WDCG																					
METRO	8	26	.5	4.8	13	56	.9	4.7	5	23	.3	2.6	4	14	.3	3.3	5	104	.3	3.1	
TSA	19	69			38	89			27	56			21	47			20	187			
WDNC																					
METRO	9	19	.6	5.5	15	38	1.0	5.4	5	20	.3	2.6	1	6	.1	.8	5	58	.3	3.1	
TSA	9	19			18	72			8	28			1	6			6	115			
WDUR																					
METRO	1	5	.1	.6	2	5	.1	.7									1	29	.1	.6	
TSA	1	5			2	5											1	29			
WFXC																					
METRO	1	5	.1	.6	2	10	.1	.7	1	10	.1	.5	7	24	.5	5.7	1	29	.1	.6	
TSA	1	5			2	10			1	10			16	34			3	39			
WKIX																					
METRO	7	26	.5	4.2	4	16	.3	1.4	1	5	.1	.5	1	10	.1	.8	2	26	.1	1.2	
TSA	7	26			4	16			1	5			1	10			2	35			
WLLE																					
METRO	6	13	.4	3.6	12	22	.8	4.3	14	18	1.0	7.1	1	4	.1	.8	15	83	1.0	9.3	
TSA	6	13			12	22			15	24			1	4			15	89			
WPJL																					
METRO													1	5	.1	.8		9			
TSA													1	5				9			
WPTF																					
METRO	13	46	.9	7.9	26	70	1.8	9.4	11	40	.8	5.6	2	11	.1	1.6	11	152	.8	6.8	
TSA	25	87			37	124			17	60			6	49			17	246			
WQDR																					
METRO	17	63	1.2	10.3	34	100	2.3	12.3	11	81	.8	5.6	14	40	1.0	11.4	17	230	1.2	10.5	
TSA	66	174			78	195			61	182			36	132			52	468			
WQOK																					
METRO	11	51	.8	6.7	21	47	1.4	7.6	20	36	1.4	10.2	10	48	.7	8.1	10	82	.7	6.2	
TSA	28	102			35	87			37	83			14	65			21	175			
WRAL																					
METRO	10	42	.7	6.1	23	60	1.6	8.3	24	53	1.6	12.2	2	13	.1	1.6	12	182	.8	7.4	
TSA	71	198			79	205			64	198			18	100			43	580			
WRDU																					
METRO	6	25	.4	3.6	14	49	1.0	5.1	14	51	1.0	7.1	8	37	.5	6.5	9	129	.6	5.6	
TSA	20	93			44	128			40	140			16	76			24	329			
WSRC																					
METRO	3	12	.2	1.8					*								*	2	16	.1	1.2
TSA	3	12															2	16			
WTIK																					
METRO	4	9	.3	2.4	6	6	.4	2.2	4	6	.3	2.0	2	6	.1	1.6	4	9	.3	2.5	
TSA	4	9			6	6			4	6			2	6			4	9			
WTRG																					
METRO	10	46	.7	6.1	25	67	1.7	9.1	13	48	.9	6.6	6	33	.4	4.9	10	157	.7	6.2	
TSA	39	167			54	121			37	87			21	72			27	377			
WYLT																					
METRO	7	35	.5	4.2	6	29	.4	2.2	11	39	.8	5.6	7	29	.5	5.7	8	100	.5	4.9	
TSA	19	91			13	64			31	73			19	54			18	185			
WYRN																					
METRO									*								*	1	7	.1	.6
TSA																	1	7			
WZZU																					
METRO	7	23	.5	4.2	6	15	.4	2.2	1	5	.1	.5	2	9	.1	1.6	3	39	.2	1.9	
TSA	13	61			15	36			2	15			3	21			9	144			
WZFX																					
METRO					1	9	.1	.4					1	18	.1	.8	2	27	.1	1.2	
TSA	40	65			11	61			43	67			30	85			26	244			
WKRR																					
METRO	1	5	.1	.6	5	9	.3	1.8	3	10	.2	1.5	6	10	.4	4.9	2	28	.1	1.2	
TSA	19	101			8	42			8	41			9	19			7	146			
WPCM																					
METRO	2	14	.1	1.2	2	16	.1	.7	1	4	.1	.5	1	5	.1	.8	3	67	.2	1.9	
TSA	30	97			42	92			25	53			3	28			25	232			
METRO TOTALS	165	510	11.3		276	650	18.9		196	517	13.4		123	322	8.4		162	1150	11.1		

Footnote Symbols: * Audience estimates adjusted for actual broadcast schedule. + Station(s) changed call letters since the prior survey - see Page 5B.

Target Audience

MEN 25-54

	SUNDAY 10AM-3PM				SUNDAY 3PM-7PM				MONDAY-FRIDAY 6AM-7PM				MONDAY-FRIDAY COMBINED DRIVE				MONDAY-SUNDAY 6AM-MID						
	AQH (00)	CUME (00)	AQH RTG	AQH SHR	AQH (00)	CUME (00)	AQH RTG	AQH SHR	AQH (00)	CUME (00)	AQH RTG	AQH SHR	AQH (00)	CUME (00)	AQH RTG	AQH SHR	AQH (00)	CUME (00)	AQH RTG	AQH SHR			
WAUG																							
METRO								*	5	41	.3	1.9	*	5	32	.3	1.7	*	5	41	.3	2.4	
TSA									5	41				5	32				5	41			
WAZZ																							
METRO	4	12	.3	2.4					2	24	.1	.8	3	24	.2	1.0	2	24	.1	1.0			
TSA	4	12							2	32			3	32			2	32					
WCHL																							
METRO	2	14	.1	1.2	6	9	.4	3.7	2	42	.1	.8	1	42	.1	.3	2	60	.1	1.0			
TSA	2	14			6	9			2	42			1	42			3	95					
WDCG																							
METRO	4	42	.3	2.4	3	19	.2	1.9	10	176	.7	3.8	13	155	.9	4.5	9	207	.6	4.4			
TSA	22	75			16	40			25	291			25	245			21	346					
WDNC																							
METRO		3							3	34	.2	1.1	3	34	.2	1.0	3	88	.2	1.5			
TSA		3							3	49			4	49			3	144					
WDUR																							
METRO	2	15	.1	1.2	1	4	.1	.6	1	9	.1	.4	1	9	.1	.3	1	34	.1	.5			
TSA	2	15			1	4			1	9			1	9			1	34					
WFXC																							
METRO	2	9	.1	1.2					3	63	.2	1.1	3	52	.2	1.0	2	86	.1	1.0			
TSA	2	9							4	81			4	70			3	104					
WKIX																							
METRO		11			1	11	.1	.6	5	91	.3	1.9	8	72	.5	2.8	4	91	.3	1.9			
TSA		11			1	11			8	132			12	115			5	142					
WLLE																							
METRO	32	56	2.2	19.0	34	40	2.3	21.0	10	74	.7	3.8	4	57	.3	1.4	9	93	.6	4.4			
TSA	32	56			35	47			11	88			4	57			9	114					
WPJL																							
METRO									4	29	.3	1.5	4	20	.3	1.4	2	33	.1	1.0			
TSA									4	35			4	26			2	39					
WPTF																							
METRO	5	17	.3	3.0	12	34	.8	7.4	28	212	1.9	10.6	30	198	2.1	10.3	20	262	1.4	9.7			
TSA	12	33			16	50			46	408			49	387			30	461					
WQDR																							
METRO	18	68	1.2	10.7	12	37	.8	7.4	28	254	1.9	10.6	32	225	2.2	11.0	21	313	1.4	10.2			
TSA	60	162			36	107			91	683			90	621			66	795					
WQOK																							
METRO	2	13	.1	1.2	10	25	.7	6.2	23	129	1.6	8.7	25	129	1.7	8.6	18	138	1.2	8.7			
TSA	11	41			21	60			46	252			45	236			35	294					
WRAL																							
METRO	17	72	1.2	10.1	3	32	.2	1.9	23	283	1.6	8.7	24	266	1.6	8.3	16	329	1.1	7.8			
TSA	44	172			25	97			85	790			95	737			58	922					
WRDU																							
METRO	5	34	.3	3.0	11	61	.8	6.8	13	214	.9	4.9	18	205	1.2	6.2	10	250	.7	4.9			
TSA	24	103			25	130			44	552			52	479			33	625					
WSRC																							
METRO	2	16	.1	1.2	*	4			*	1	21	.1	.4	*	1	12	.1	.3	*	1	25	.1	.5
TSA	2	16				4				1	21				1	12				1	25		
WTIK																							
METRO	3	6	.2	1.8	3	6	.2	1.9	9	18	.6	3.4	8	18	.5	2.8	6	18	.4	2.9			
TSA	3	6			3	6			9	18			8	18			6	18					
WTRG																							
METRO	7	45	.5	4.2	7	32	.5	4.3	13	221	.9	4.9	16	197	1.1	5.5	12	256	.8	5.8			
TSA	9	68			24	58			59	576			60	506			42	658					
WYLT																							
METRO	15	42	1.0	8.9	9	34	.6	5.6	17	174	1.2	6.4	18	156	1.2	6.2	12	225	.8	5.8			
TSA	17	47			16	52			23	280			24	262			19	354					
WYRN																							
METRO					*				*	1	7	.1	.4	*	2	7	.1	.7	*	1	7	.1	.5
TSA										1	7				2	7				1	7		
WZZU																							
METRO	2	17	.1	1.2	5	16	.3	3.1	6	112	.4	2.3	7	98	.5	2.4	4	126	.3	1.9			
TSA	16	32			15	48			14	287			18	264			10	331					
WZFX																							
METRO	9	18	.6	5.4					2	22	.1	.8	2	22	.1	.7	2	31	.1	1.0			
TSA	28	77			27	70			44	284			50	284			37	294					
WKRR																							
METRO	1	10	.1	.6	2	13	.1	1.2	5	38	.3	1.9	5	38	.3	1.7	4	45	.3	1.9			
TSA	5	50			10	33			27	172			27	172			18	200					
WPCM																							
METRO	3	17	.2	1.8	13	32	.9	8.0	4	57	.3	1.5	4	53	.3	1.4	3	81	.2	1.5			
TSA	28	76			59	104			23	237			27	233			20	286					
METRO TOTALS	168	503	11.5		162	397	11.1		264	1365	18.0		290	1345	19.8		206	1395	14.1				

Target Audience

Footnote Symbols: * Audience estimates adjusted for actual broadcast schedule. + Station(s) changed call letters since the prior survey - see Page 5B.

Target Audience

MEN 35-64

	MONDAY-FRIDAY 6AM-10AM				MONDAY-FRIDAY 10AM-3PM				MONDAY-FRIDAY 3PM-7PM				MONDAY-FRIDAY 7PM-MID				WEEKEND 10AM-7PM			
	AQH (00)	CUME (00)	AQH RTG	AQH SHR	AQH (00)	CUME (00)	AQH RTG	AQH SHR	AQH (00)	CUME (00)	AQH RTG	AQH SHR	AQH (00)	CUME (00)	AQH RTG	AQH SHR	AQH (00)	CUME (00)	AQH RTG	AQH SHR
WAUG	*	4			3	4	.3	2.2	5	22	.5	2.9	*				1	4	.1	.7
METRO		4			3	4			5	22							1	4		
TSA		4			3	4			5	22							1	4		
WAZZ																				
METRO	2	18	.2	.9	1	12	.1	.7	5	24	.5	2.9	1	6	.1	1.3	2	18	.2	1.5
TSA	3	26			1	12			5	24			1	6			2	18		
WCHL																				
METRO	1	14	.1	.4		5			1	15	.1	.6		9			2	18	.2	1.5
TSA	1	14				5			1	15				9			2	18		
WDCG																				
METRO	9	55	.9	3.9	3	39	.3	2.2	6	41	.6	3.4	3	21	.3	3.9	3	28	.3	2.2
TSA	12	88			8	72			11	91			8	39			8	45		
WDNC																				
METRO	8	41	.8	3.5	7	42	.7	5.1	5	47	.5	2.9		16			7	55	.7	5.2
TSA	8	41			7	42			5	47				16			8	63		
WDUR																				
METRO	12	28	1.2	5.2	5	13	.5	3.6	9	13	.9	5.1	9	9	.9	11.7	7	18	.7	5.2
TSA	12	28			5	13			9	13			9	9			7	18		
WFXC																				
METRO	1	17	.1	.4	1	24	.1	.7	2	14	.2	1.1	2	24	.2	2.6				
TSA	1	17			1	24			4	23			2	24						
WKIX																				
METRO	5	36	.5	2.2		9			4	32	.4	2.3	1	16	.1	1.3	2	16	.2	1.5
TSA	8	58			1	20			9	62			3	23			2	16		
WLLE																				
METRO	4	26	.4	1.7	16	51	1.6	11.7		4							17	47	1.7	12.6
TSA	4	26			17	65				4							17	54		
WPJL																				
METRO	4	15	.4	1.7	1	10	.1	.7	4	10	.4	2.3		8						
TSA	4	21			1	16			4	10				8						
WPTF																				
METRO	48	195	4.8	21.0	15	118	1.5	10.9	18	128	1.8	10.3	7	67	.7	9.1	10	69	1.0	7.4
TSA	69	307			40	204			33	214			9	108			18	119		
WQDR																				
METRO	25	114	2.5	10.9	11	81	1.1	8.0	17	107	1.7	9.7	6	52	.6	7.8	11	97	1.1	8.1
TSA	70	358			47	277			52	347			16	166			39	229		
WQOK																				
METRO	7	51	.7	3.1	3	17	.3	2.2	9	29	.9	5.1	11	34	1.1	14.3	6	37	.6	4.4
TSA	24	152			18	89			23	105			23	125			19	118		
WRAL																				
METRO	18	136	1.8	7.9	12	62	1.2	8.8	14	86	1.4	8.0	5	33	.5	6.5	10	80	1.0	7.4
TSA	77	395			34	247			50	275			10	87			35	277		
WRDU																				
METRO	3	22	.3	1.3		15			4	52	.4	2.3	1	19	.1	1.3	3	25	.3	2.2
TSA	7	55			5	56			7	92			4	48			9	81		
WSRC																				
METRO	2	21	.2	.9	1	21	.1	.7	* 1	9	.1	.6					* 2	25	.2	1.5
TSA	2	21			1	21			1	9							2	25		
WTIK																				
METRO	10	18	1.0	4.4	10	16	1.0	7.3	7	13	.7	4.0	4	9	.4	5.2	4	6	.4	3.0
TSA	10	18			10	16			7	13			4	9			4	6		
WTRG																				
METRO	4	20	.4	1.7	2	24	.2	1.5	5	48	.5	2.9	2	36	.2	2.6	3	20	.3	2.2
TSA	22	116			32	94			24	139			6	68			16	65		
WYLT																				
METRO	17	111	1.7	7.4	17	79	1.7	12.4	14	89	1.4	8.0	4	47	.4	5.2	11	91	1.1	8.1
TSA	25	196			22	92			19	123			6	77			16	136		
WYRN																				
METRO	3	7	.3	1.3					*								*			
TSA	3	7																		
WZZU																				
METRO	4	30	.4	1.7	3	23	.3	2.2	3	19	.3	1.7	1	13	.1	1.3				
TSA	6	88			3	43			8	55			2	31			1	6		
WZFX																				
METRO						4				4										
TSA	28	133			21	61			29	115			28	71			14	96		
WKRR																				
METRO		5			1	5	.1	.7	1	5	.1	.6		4			2	20		
TSA	11	22			14	22			9	22			1	19						
WPCM																				
METRO	3	19	.3	1.3	1	20	.1	.7	5	37	.5	2.9	2	32	.2	2.6	3	30	.3	2.2
TSA	27	219			14	158			39	214			5	82			49	209		
METRO TOTALS	229	854	22.8		137	555	13.6		175	748	17.4		77	468	7.7		135	654	13.4	

Footnote Symbols: * Audience estimates adjusted for actual broadcast schedule. + Station(s) changed call letters since the prior survey - see Page 5B.

Target Audience

MEN 35-64

	SATURDAY 6AM-10AM				SATURDAY 10AM-3PM				SATURDAY 3PM-7PM				SATURDAY 7PM-MID				WEEKEND 6AM-MID				
	AQH (00)	CUME (00)	AQH RTG	AQH SHR	AQH (00)	CUME (00)	AQH RTG	AQH SHR	AQH (00)	CUME (00)	AQH RTG	AQH SHR	AQH (00)	CUME (00)	AQH RTG	AQH SHR	AQH (00)	CUME (00)	AQH RTG	AQH SHR	
WAUG																					
METRO	*				2	4	.2	1.3	2	4	.2	1.6					*	1	14	.1	.8
TSA					2	4			2	4							1	14			
WAZZ																					
METRO	2	12	.2	1.3	3	12	.3	1.9	1	12	.1	.8					2	18	.2	1.7	
TSA	2	12			3	12			1	12							2	26			
WCHL																					
METRO	1	5	.1	.7	3	9	.3	1.9	2	9	.2	1.6	1	9	.1	1.4	1	27	.1	.8	
TSA	1	5			3	9			2	9			1	9			1	27			
WDCG																					
METRO	5	13	.5	3.3	5	16	.5	3.2									2	34	.2	1.7	
TSA	14	41			14	25			6	9			7	9			7	69			
WDNC																					
METRO	11	23	1.1	7.3	14	37	1.4	8.9	5	20	.5	4.1	1	3	.1	1.4	8	80	.8	6.7	
TSA	11	23			14	37			8	28			1	3			8	88			
WDUR																					
METRO	10	14	1.0	6.6	6	14	.6	3.8	9	9	.9	7.3	9	9	.9	12.2	9	28	.9	7.6	
TSA	10	14			6	14			9	9			9	9			9	28			
WFXC																					
METRO	1	5	.1	.7									2	4	.2	2.7		9			
TSA	1	5											11	14			2	19			
WKIX																					
METRO	4	16	.4	2.6	4	16	.4	2.5									1	16	.1	.8	
TSA	4	16			4	16							1	7			1	23			
WLLE																					
METRO	12	21	1.2	7.9	11	21	1.1	7.0	6	9	.6	4.9	1	4	.1	1.4	11	64	1.1	9.2	
TSA	12	21			11	21			7	15			1	4			11	70			
WPJL																					
METRO																		4			
TSA																		4			
WPTF																					
METRO	20	63	2.0	13.2	16	47	1.6	10.1	9	21	.9	7.3	5	21	.5	6.8	9	113	.9	7.6	
TSA	36	119			26	87			18	56			6	33			17	213			
WQDR																					
METRO	13	47	1.3	8.6	12	43	1.2	7.6	6	36	.6	4.9	6	16	.6	8.1	11	134	1.1	9.2	
TSA	47	124			51	118			38	103			18	63			34	329			
WQOK																					
METRO	4	24	.4	2.6	6	20	.6	3.8	10	18	1.0	8.1	8	21	.8	10.8	6	45	.6	5.0	
TSA	15	66			19	50			27	65			12	38			17	138			
WRAL																					
METRO	3	18	.3	2.0	13	31	1.3	8.2	10	27	1.0	8.1					7	102	.7	5.9	
TSA	31	102			51	120			40	137			9	35			27	324			
WRDU																					
METRO	4	11	.4	2.6	5	15	.5	3.2	1	6	.1	.8	1	6	.1	1.4	3	36	.3	2.5	
TSA	6	19			6	26			11	43			1	6			5	94			
WSRC																					
METRO	4	21	.4	2.6	3	9	.3	1.9	*								*	3	25	.3	2.5
TSA	4	21			3	9											3	25			
WTIK																					
METRO	4	9	.4	2.6	6	6	.6	3.8	4	6	.4	3.3	2	6	.2	2.7	4	12	.4	3.4	
TSA	4	9			6	6			4	6			2	6			4	12			
WTRG																					
METRO	2	13	.2	1.3	5	10	.5	3.2	4	11	.4	3.3					2	38	.2	1.7	
TSA	15	59			27	35			12	23							12	109			
WYLT																					
METRO	8	38	.8	5.3	7	32	.7	4.4	12	42	1.2	9.8	5	19	.5	6.8	8	96	.8	6.7	
TSA	19	81			10	54			32	76			17	44			16	163			
WYRN																					
METRO									*								*	1	7	.1	.8
TSA																	1	7			
WZZU																					
METRO	1	6	.1	.7														6			
TSA	3	20											1	12			1	53			
WZFX																					
METRO																					
TSA	40	65			10	52			15	32			12	30			17	111			
WKRR																					
METRO																					
TSA	7	18							2	7							2	31			
WPCM																					
METRO	2	15	.2	1.3	3	14	.3	1.9									3	41	.3	2.5	
TSA	35	134			64	137			38	76			4	32			32	253			
METRO TOTALS	151	422	15.0		158	400	15.7		123	278	12.2		74	167	7.4		119	783	11.8		

Target Audience

Footnote Symbols: * Audience estimates adjusted for actual broadcast schedule. + Station(s) changed call letters since the prior survey - see Page 5B.

Target Audience

MEN 35-64

	SUNDAY 10AM-3PM				SUNDAY 3PM-7PM				MONDAY-FRIDAY 6AM-7PM				MONDAY-FRIDAY COMBINED DRIVE				MONDAY-SUNDAY 6AM-MID						
	AQH (00)	CUME (00)	AQH RTG	AQH SHR	AQH (00)	CUME (00)	AQH RTG	AQH SHR	AQH (00)	CUME (00)	AQH RTG	AQH SHR	AQH (00)	CUME (00)	AQH RTG	AQH SHR	AQH (00)	CUME (00)	AQH RTG	AQH SHR			
WAUG																							
METRO								*	3	22	.3	1.7	*	2	22	.2	1.0	*	3	22	.3	2.1	
TSA									3	22				2	22				3	22			
WAZZ																							
METRO	4	12	.4	3.1					2	24	.2	1.1	3	24	.3	1.5	2	24	.2	1.4			
TSA	4	12							2	32			3	32			2	32					
WCHL																							
METRO	1	5	.1	.8					1	24	.1	.6	1	24	.1	.5	1	42	.1	.7			
TSA	1	5							1	24			1	24			1	42					
WDCG																							
METRO		8			6	8	.6	5.4	5	78	.5	2.8	7	71	.7	3.5	5	86	.5	3.5			
TSA	2	17			8	15			10	150			11	128			9	158					
WDNC																							
METRO	8	18	.8	6.1	1	5	.1	.9	7	60	.7	4.0	7	60	.7	3.5	6	114	.6	4.3			
TSA	8	18			1	5			7	60			7	60			6	121					
WDUR																							
METRO	5	14	.5	3.8	10	13	1.0	9.0	9	28	.9	5.1	11	28	1.1	5.5	9	33	.9	6.4			
TSA	5	14			10	13			9	28			11	28			9	33					
WFXC																							
METRO									1	37	.1	.6	1	26	.1	.5	1	47	.1	.7			
TSA									2	46			2	35			2	56					
WKIX																							
METRO		6			1	6	.1	.9	2	49	.2	1.1	5	45	.5	2.5	2	54	.2	1.4			
TSA		6			1	6			5	79			9	76			3	91					
WLLE																							
METRO	25	47	2.5	19.1	19	23	1.9	17.1	8	55	.8	4.5	2	31	.2	1.0	7	64	.7	5.0			
TSA	25	47			20	30			9	69			2	31			7	85					
WPJL																							
METRO									3	15	.3	1.7	4	15	.4	2.0	1	27	.1	.7			
TSA									3	21			4	21			1	33					
WPTF																							
METRO	3	9	.3	2.3	8	17	.8	7.2	27	225	2.7	15.3	33	216	3.3	16.5	18	230	1.8	12.8			
TSA	15	48			13	40			47	381			52	360			31	403					
WQDR																							
METRO	16	39	1.6	12.2	9	30	.9	8.1	17	166	1.7	9.7	19	141	1.9	9.5	13	197	1.3	9.2			
TSA	45	96			19	67			56	467			61	437			42	531					
WQOK																							
METRO	1	4	.1	.8	6	16	.6	5.4	6	59	.6	3.4	9	59	.9	4.5	7	68	.7	5.0			
TSA	10	32			21	60			21	166			24	160			20	208					
WRAL																							
METRO	14	50	1.4	10.7	2	18	.2	1.8	14	156	1.4	8.0	15	151	1.5	7.5	10	186	1.0	7.1			
TSA	31	116			22	72			53	495			63	473			36	588					
WRDU																							
METRO	1	8	.1	.8	4	17	.4	3.6	2	57	.2	1.1	4	57	.4	2.0	2	66	.2	1.4			
TSA	8	39			7	41			5	118			7	97			5	162					
WSRC																							
METRO	2	16	.2	1.5	*	4			*	2	21	.2	1.1	*	2	21	.2	1.0	*	2	25	.2	1.4
TSA	2	16				4				2	21				2	21				2	25		
WTIK																							
METRO	3	6	.3	2.3	3	6	.3	2.7	9	21	.9	5.1	8	21	.8	4.0	6	21	.6	4.3			
TSA	3	6			3	6			9	21			8	21			6	21					
WTRG																							
METRO		4			1	4	.1	.9	3	63	.3	1.7	5	55	.5	2.5	3	82	.3	2.1			
TSA	9	30			16	21			27	171			24	154			18	213					
WYLT																							
METRO	11	43	1.1	8.4	12	38	1.2	10.8	15	151	1.5	8.5	15	127	1.5	7.5	11	193	1.1	7.8			
TSA	11	43			12	38			23	241			22	218			18	293					
WYRN																							
METRO					*				*	1	7	.1	.6	*	2	7	.2	1.0	*	1	7	.1	.7
TSA										1	7				2	7				1	7		
WZZU																							
METRO									3	49	.3	1.7	3	35	.3	1.5	1	58	.1	.7			
TSA					3	6			6	108			7	94			3	137					
WZFX																							
METRO										4				4				4					
TSA	14	37			16	36			26	161			29	161			24	161					
WKRR																							
METRO									1	5	.1	.6		5				8					
TSA		7			8	20			11	22			10	22			7	46					
WPCM																							
METRO	5	15	.5	3.8	4	16	.4	3.6	3	47	.3	1.7	4	41	.4	2.0	2	56	.2	1.4			
TSA	38	92			58	116			26	264			32	259			23	298					
METRO TOTALS	131	340	13.0		111	253	11.0		176	932	17.5		200	922	19.9		141	953	14.0				

Footnote Symbols: * Audience estimates adjusted for actual broadcast schedule. + Station(s) changed call letters since the prior survey - see Page 5B.

Target Audience

MEN 35+

	MONDAY-FRIDAY 6AM-10AM				MONDAY-FRIDAY 10AM-3PM				MONDAY-FRIDAY 3PM-7PM				MONDAY-FRIDAY 7PM-MID				WEEKEND 10AM-7PM			
	AQH (00)	CUME (00)	AQH RTG	AQH SHR	AQH (00)	CUME (00)	AQH RTG	AQH SHR	AQH (00)	CUME (00)	AQH RTG	AQH SHR	AQH (00)	CUME (00)	AQH RTG	AQH SHR	AQH (00)	CUME (00)	AQH RTG	AQH SHR
WAUG	*	4			3	10	.2	1.7	5	22	.4	2.4	*				1	4	.1	.6
METRO		4			3	10			5	22							1	4		
TSA		4			3	10			5	22							1	4		
WAZZ																				
METRO	2	18	.2	.7	1	12	.1	.6	5	24	.4	2.4	1	6	.1	1.1	2	18	.2	1.2
TSA	7	34			6	20			7	32			1	6			3	26		
WCHL																				
METRO	1	14	.1	.4		5			1	15	.1	.5		9			2	18	.2	1.2
TSA	1	14				5			1	15			1	26			2	18		
WDCG																				
METRO	9	55	.7	3.3	3	39	.2	1.7	6	41	.5	2.9	3	21	.2	3.4	3	28	.2	1.8
TSA	12	88			8	72			11	91			8	39			8	45		
WDNC																				
METRO	13	58	1.1	4.7	13	65	1.1	7.5	13	78	1.1	6.2		30			16	80	1.3	9.6
TSA	17	72			13	80			13	78				30			18	103		
WDUR																				
METRO	13	35	1.1	4.7	11	20	.9	6.4	14	20	1.1	6.7	9	16	.7	10.1	9	25	.7	5.4
TSA	13	35			11	20			14	20			9	16			9	25		
WFXC																				
METRO	1	17	.1	.4	1	24	.1	.6	2	14	.2	1.0	2	24	.2	2.2				
TSA	1	17			1	24			4	23			2	24						
WKIX																				
METRO	5	36	.4	1.8		9			4	32	.3	1.9	1	16	.1	1.1	2	16	.2	1.2
TSA	8	63			1	20			9	62			3	23			2	16		
WLLE																				
METRO	4	26	.3	1.5	16	51	1.3	9.2		10							17	47	1.4	10.2
TSA	4	26			17	65				10							17	54		
WPJL																				
METRO	4	15	.3	1.5	1	16	.1	.6	4	10	.3	1.9		8						
TSA	4	21			1	22			4	10				8						
WPTF																				
METRO	66	266	5.4	24.0	25	190	2.0	14.5	26	180	2.1	12.4	17	104	1.4	19.1	18	120	1.5	10.8
TSA	99	429			57	335			45	299			24	177			28	188		
WQDR																				
METRO	28	132	2.3	10.2	13	99	1.1	7.5	18	118	1.5	8.6	6	52	.5	6.7	15	126	1.2	9.0
TSA	73	376			53	342			55	382			17	174			47	310		
WQOK																				
METRO	7	51	.6	2.5	3	24	.2	1.7	9	29	.7	4.3	11	34	.9	12.4	6	37	.5	3.6
TSA	24	152			18	96			23	105			23	125			19	118		
WRAL																				
METRO	30	155	2.4	10.9	13	82	1.1	7.5	15	100	1.2	7.1	7	52	.6	7.9	13	93	1.1	7.8
TSA	92	448			42	309			55	320			12	106			39	309		
WRDU																				
METRO	3	22	.2	1.1		15			4	52	.3	1.9	1	19	.1	1.1	3	25	.2	1.8
TSA	8	68			6	82			9	105			4	48			11	94		
WSRC																				
METRO	2	21	.2	.7	1	21	.1	.6	* 1	9	.1	.5					* 3	31	.2	1.8
TSA	2	21			1	21			1	9							3	31		
WTIK																				
METRO	11	25	.9	4.0	10	23	.8	5.8	7	20	.6	3.3	4	9	.3	4.5	4	13	.3	2.4
TSA	11	25			10	23			7	20			4	9			4	13		
WTRG																				
METRO	4	20	.3	1.5	2	24	.2	1.2	5	48	.4	2.4	2	36	.2	2.2	3	20	.2	1.8
TSA	22	116			33	118			24	139			6	68			16	65		
WYLT																				
METRO	17	111	1.4	6.2	17	86	1.4	9.8	14	93	1.1	6.7	4	51	.3	4.5	11	95	.9	6.6
TSA	25	196			22	99			19	127			6	81			16	140		
WYRN																				
METRO	7	15	.6	2.5	8	8	.7	4.6	* 8	8	.7	3.8					* 4	8	.3	2.4
TSA	7	15			8	8			8	8							4	8		
WZZU																				
METRO	4	30	.3	1.5	3	23	.2	1.7	3	19	.2	1.4	1	13	.1	1.1				
TSA	6	88			3	43			8	55			2	31			1	6		
WZFX																				
METRO						4				4										
TSA	28	133			21	61			29	115			28	71			14	96		
WKRR																				
METRO		5			1	5	.1	.6	1	5	.1	.5		4						
TSA	11	22			14	22			9	22			1	19			2	20		
WPCM																				
METRO	3	23	.2	1.1	1	24	.1	.6	5	37	.4	2.4	2	32	.2	2.2	3	30	.2	1.8
TSA	27	223			14	162			41	229			5	82			51	229		
METRO TOTALS	275	1005	22.4		173	713	14.1		210	887	17.1		89	549	7.3		167	798	13.6	

Footnote Symbols: * Audience estimates adjusted for actual broadcast schedule. + Station(s) changed call letters since the prior survey - see Page 58.

Target Audience

Target Audience

MEN 35+

	SATURDAY 6AM-10AM				SATURDAY 10AM-3PM				SATURDAY 3PM-7PM				SATURDAY 7PM-MID				WEEKEND 6AM-MID				
	AQH (00)	CUME (00)	AQH RTG	AQH SHR	AQH (00)	CUME (00)	AQH RTG	AQH SHR	AQH (00)	CUME (00)	AQH RTG	AQH SHR	AQH (00)	CUME (00)	AQH RTG	AQH SHR	AQH (00)	CUME (00)	AQH RTG	AQH SHR	
WAUG																					
METRO	*				2	4	.2	1.0	2	4	.2	1.3					*	1	14	.1	.7
TSA					2	4			2	4							1	14			
WAZZ																					
METRO	2	12	.2	.9	3	12	.2	1.5	1	12	.1	.7					2	18	.2	1.3	
TSA	3	20			6	20			1	12							3	34			
WCHL																					
METRO	1	5	.1	.5	3	9	.2	1.5	2	9	.2	1.3	1	9	.1	1.1	1	27	.1	.7	
TSA	1	5			3	9			2	9			1	9			1	27			
WDCG																					
METRO	5	13	.4	2.3	5	16	.4	2.4									2	34	.2	1.3	
TSA	14	41			14	25			6	9			7	9			7	69			
WDNC																					
METRO	21	45	1.7	9.8	27	62	2.2	13.2	15	32	1.2	9.8	4	10	.3	4.2	15	128	1.2	9.9	
TSA	23	59			29	77			18	40			4	10			16	151			
WDUR																					
METRO	10	14	.8	4.7	6	14	.5	2.9	9	9	.7	5.9	9	9	.7	9.5	10	35	.8	6.6	
TSA	10	14			6	14			9	9			9	9			10	35			
WFXC																					
METRO	1	5	.1	.5									2	4	.2	2.1		9			
TSA	1	5											11	14			2	19			
WKIX																					
METRO	4	16	.3	1.9	4	16	.3	2.0									1	16	.1	.7	
TSA	5	21			4	16							1	7			1	28			
WLLE																					
METRO	13	27	1.1	6.0	11	21	.9	5.4	6	9	.5	3.9	1	4	.1	1.1	11	70	.9	7.2	
TSA	13	27			11	21			7	15			1	4			11	76			
WPJL																					
METRO																		4			
TSA																		4			
WPTF																					
METRO	42	117	3.4	19.5	28	79	2.3	13.7	17	34	1.4	11.1	17	33	1.4	17.9	19	191	1.5	12.5	
TSA	58	173			41	127			29	88			18	45			29	324			
WQDR																					
METRO	15	53	1.2	7.0	21	65	1.7	10.2	8	42	.7	5.2	8	24	.7	8.4	14	163	1.1	9.2	
TSA	49	130			67	168			52	146			20	71			39	410			
WQOK																					
METRO	4	24	.3	1.9	6	20	.5	2.9	10	18	.8	6.5	8	21	.7	8.4	6	45	.5	3.9	
TSA	15	66			19	50			27	65			12	38			17	138			
WRAL																					
METRO	17	37	1.4	7.9	19	44	1.5	9.3	16	34	1.3	10.5					11	121	.9	7.2	
TSA	45	121			58	144			46	144			9	35			32	362			
WRDU																					
METRO	4	11	.3	1.9	5	15	.4	2.4	1	6	.1	.7	1	6	.1	1.1	3	36	.2	2.0	
TSA	6	19			6	26			11	43			1	6			6	107			
WSRC																					
METRO	4	21	.3	1.9	3	9	.2	1.5	*								*	4	31	.3	2.6
TSA	4	21			3	9												4	31		
WTIK																					
METRO	5	16	.4	2.3	6	6	.5	2.9	5	13	.4	3.3	2	6	.2	2.1	4	19	.3	2.6	
TSA	5	16			6	6			5	13			2	6			4	19			
WTRG																					
METRO	2	13	.2	.9	5	10	.4	2.4	4	11	.3	2.6					2	38	.2	1.3	
TSA	15	59			27	35			12	23							12	109			
WYLT																					
METRO	8	38	.7	3.7	7	32	.6	3.4	13	46	1.1	8.5	7	29	.6	7.4	8	106	.7	5.3	
TSA	19	81			10	54			33	80			19	54			16	173			
WYRN																					
METRO	3	8	.2	1.4	7	8	.6	3.4	*								*	5	15	.4	3.3
TSA	3	8			7	8												5	15		
WZZU																					
METRO	1	6	.1	.5														6			
TSA	3	20											1	12			1	53			
WZFX																					
METRO																					
TSA	40	65			10	52			15	32			12	30			17	111			
WKRR																					
METRO																					
TSA	7	18							2	7							2	31			
WPCM																					
METRO	2	15	.2	.9	3	14	.2	1.5									3	41	.2	2.0	
TSA	35	134			64	137			38	76			4	32			33	273			
METRO TOTALS	215	551	17.5		205	486	16.7		153	337	12.5		95	210	7.7		152	958	12.4		

Footnote Symbols: * Audience estimates adjusted for actual broadcast schedule. + Station(s) changed call letters since the prior survey - see Page 5B.

Target Audience

MEN 35+

	SUNDAY 10AM-3PM				SUNDAY 3PM-7PM				MONDAY-FRIDAY 6AM-7PM				MONDAY-FRIDAY COMBINED DRIVE				MONDAY-SUNDAY 6AM-MID						
	AQH (00)	CUME (00)	AQH RTG	AQH SHR	AQH (00)	CUME (00)	AQH RTG	AQH SHR	AQH (00)	CUME (00)	AQH RTG	AQH SHR	AQH (00)	CUME (00)	AQH RTG	AQH SHR	AQH (00)	CUME (00)	AQH RTG	AQH SHR			
WAUG																							
METRO								*	3	28	.2	1.4	*	2	22	.2	.8	*	3	28	.2	1.7	
TSA									3	28				2	22				3	28			
WAZZ																							
METRO	4	12	.3	2.5					2	24	.2	.9	3	24	.2	1.3	2	24	.2	1.2			
TSA	4	12							6	40			6	40			4	40					
WCHL																							
METRO	1	5	.1	.6					1	24	.1	.5	1	24	.1	.4	1	42	.1	.6			
TSA	1	5							1	24			1	24			1	59					
WDCG																							
METRO		8			6	8	.5	4.3	5	78	.4	2.4	7	71	.6	2.9	5	86	.4	2.9			
TSA	2	17			8	15			10	150			11	128			9	158					
WDNC																							
METRO	14	24	1.1	8.9	9	17	.7	6.5	13	91	1.1	6.1	14	91	1.1	5.9	11	178	.9	6.4			
TSA	14	24			9	17			15	106			15	106			12	200					
WDUR																							
METRO	7	21	.6	4.5	16	20	1.3	11.6	13	35	1.1	6.1	14	35	1.1	5.9	12	40	1.0	6.9			
TSA	7	21			16	20			13	35			14	35			12	40					
WFXC																							
METRO									1	37	.1	.5	1	26	.1	.4	1	47	.1	.6			
TSA									2	46			2	35			2	56					
WKIX																							
METRO		6			1	6	.1	.7	2	49	.2	.9	5	45	.4	2.1	2	54	.2	1.2			
TSA		6			1	6			5	84			9	81			3	102					
WLLE																							
METRO	25	47	2.0	15.9	19	23	1.5	13.8	8	61	.7	3.8	2	37	.2	.8	7	75	.6	4.0			
TSA	25	47			20	30			9	75			2	37			7	96					
WPJL																							
METRO									3	21	.2	1.4	4	15	.3	1.7	1	33	.1	.6			
TSA									3	27			4	21			1	39					
WPTF																							
METRO	11	36	.9	7.0	12	36	1.0	8.7	39	309	3.2	18.4	46	300	3.7	19.2	29	326	2.4	16.8			
TSA	23	85			17	59			66	549			73	520			47	583					
WQDR																							
METRO	19	54	1.5	12.1	9	30	.7	6.5	19	184	1.5	9.0	21	159	1.7	8.8	15	230	1.2	8.7			
TSA	48	111			19	67			60	532			64	479			46	639					
WQOK																							
METRO	1	4	.1	.6	6	16	.5	4.3	6	66	.5	2.8	9	59	.7	3.8	7	75	.6	4.0			
TSA	10	32			21	60			21	173			24	160			20	215					
WRAL																							
METRO	14	50	1.1	8.9	2	18	.2	1.4	18	183	1.5	8.5	21	178	1.7	8.8	14	213	1.1	8.1			
TSA	31	116			24	81			62	578			73	545			43	671					
WRDU																							
METRO	1	8	.1	.6	4	17	.3	2.9	2	57	.2	.9	4	57	.3	1.7	2	66	.2	1.2			
TSA	13	52			9	54			6	144			8	123			6	188					
WSRC																							
METRO	4	22	.3	2.5	*	4			*	2	21	.2	.9	*	2	21	.2	.8	*	2	31	.2	1.2
TSA	4	22				4				2	21				2	21				2	31		
WTIK																							
METRO	3	6	.2	1.9	3	6	.2	2.2	9	35	.7	4.2	8	35	.7	3.3	6	35	.5	3.5			
TSA	3	6			3	6			9	35			8	35			6	35					
WTRG																							
METRO		4			1	4	.1	.7	3	63	.2	1.4	5	55	.4	2.1	3	82	.2	1.7			
TSA	9	30			16	21			27	195			24	154			18	237					
WYLT																							
METRO	11	43	.9	7.0	12	38	1.0	8.7	15	162	1.2	7.1	15	131	1.2	6.3	11	210	.9	6.4			
TSA	11	43			12	38			23	252			22	222			18	310					
WYRN																							
METRO	2	8	.2	1.3	*	8	.7	5.8	*	7	15	.6	3.3	*	7	15	.6	2.9	*	7	15	.6	4.0
TSA	2	8			8	8			7	15			7	15			7	15					
WZZU																							
METRO									3	49	.2	1.4	3	35	.2	1.3	1	58	.1	.6			
TSA					3	6			6	108			7	94			3	137					
WZFX																							
METRO										4				4					4				
TSA	14	37			16	36			26	161			29	161			24	161					
WKRR																							
METRO									1	5	.1	.5		5				8					
TSA		7			8	20			11	22			10	22			7	46					
WPCM																							
METRO	5	15	.4	3.2	4	16	.3	2.9	3	51	.2	1.4	4	45	.3	1.7	2	60	.2	1.2			
TSA	40	97			64	136			27	283			33	278			24	322					
METRO TOTALS	157	423	12.8		138	297	11.2		212	1108	17.3		239	1091	19.5		173	1147	14.1				

Target Audience

Footnote Symbols: * Audience estimates adjusted for actual broadcast schedule. + Station(s) changed call letters since the prior survey - see Page 5B.

Target Audience

WOMEN 12-24

	MONDAY-FRIDAY 6AM-10AM				MONDAY-FRIDAY 10AM-3PM				MONDAY-FRIDAY 3PM-7PM				MONDAY-FRIDAY 7PM-MID				WEEKEND 10AM-7PM			
	AQH (00)	CUME (00)	AQH RTG	AQH SHR	AQH (00)	CUME (00)	AQH RTG	AQH SHR	AQH (00)	CUME (00)	AQH RTG	AQH SHR	AQH (00)	CUME (00)	AQH RTG	AQH SHR	AQH (00)	CUME (00)	AQH RTG	AQH SHR
WAUG	*												*							
METRO																				
TSA																				
WAZZ																				
METRO									2	12	.3	1.4								
TSA									2	12							1	6	.1	.8
WCHL																				
METRO	1	12	.1	.8		5			1	15	.1	.7		4						
TSA	1	12				5			1	15				4						
WDCG																				
METRO	28	221	3.8	21.4	13	128	1.8	14.1	23	239	3.1	15.6	20	195	2.7	20.6	23	160	3.1	18.7
TSA	54	454			17	217			50	467			48	363			49	381		
WDNC																				
METRO		9							1	9	.1	.7		21			1	4	.1	.8
TSA		9							1	9				21			1	4		
WDUR																				
METRO	1	10	.1	.8	2	20	.3	2.2									2	11	.3	1.6
TSA	1	10			2	20											2	11		
WFXC																				
METRO	12	79	1.6	9.2	3	39	.4	3.3	14	108	1.9	9.5	7	69	.9	7.2	14	93	1.9	11.4
TSA	12	79			3	39			17	137			10	79			26	127		
WKIX																				
METRO	1	15	.1	.8	1	12	.1	1.1		6				6				19		
TSA	1	15			1	12				6				15				19		
WLLE																				
METRO	1	9	.1	.8					1	17	.1	.7	1	9	.1	1.0	5	17	.7	4.1
TSA	4	19			3	10			3	27			1	9			5	17		
WPJL																				
METRO	1	10	.1	.8																
TSA	1	10																		
WPTF																				
METRO		4							2	9	.3	1.4	1	9	.1	1.0		6		
TSA	1	27			4	23			2	9			1	9				29		
WQDR																				
METRO	9	62	1.2	6.9	3	25	.4	3.3	5	66	.7	3.4	2	58	.3	2.1	3	25	.4	2.4
TSA	35	226			20	105			12	205			12	170			22	149		
WQOK																				
METRO	6	56	.8	4.6	9	47	1.2	9.8	7	51	.9	4.8	7	70	.9	7.2	8	63	1.1	6.5
TSA	19	142			17	102			35	157			27	162			45	191		
WRAL																				
METRO	12	115	1.6	9.2	11	73	1.5	12.0	10	93	1.3	6.8	6	72	.8	6.2	3	48	.4	2.4
TSA	54	357			45	244			28	312			17	206			26	226		
WRDU																				
METRO	12	113	1.6	9.2	10	75	1.3	10.9	26	133	3.5	17.7	20	124	2.7	20.6	15	78	2.0	12.2
TSA	19	165			15	164			36	260			34	208			19	138		
WSRC																				
METRO	2	10	.3	1.5		10			*								*			
TSA	2	10				20														
WTIK																				
METRO	5	13	.7	3.8					2	6	.3	1.4	2	13	.3	2.1	2	6	.3	1.6
TSA	5	13							2	6			2	13			2	6		
WTRG																				
METRO	3	43	.4	2.3	2	40	.3	2.2	10	119	1.3	6.8	5	49	.7	5.2	7	50	.9	5.7
TSA	4	83			4	83			13	194			6	56			11	88		
WYLT																				
METRO	5	54	.7	3.8	13	70	1.8	14.1	12	79	1.6	8.2	2	28	.3	2.1	1	24	.1	.8
TSA	5	67			16	95			14	139			6	71			4	62		
WYRN																				
METRO									*	1	10	.1	.7				*			
TSA										1	10									
WZZU																				
METRO	17	148	2.3	13.0	7	104	.9	7.6	13	136	1.8	8.8	9	116	1.2	9.3	16	115	2.2	13.0
TSA	27	274			10	182			21	259			21	240			30	227		
WZFX																				
METRO	1	10	.1	.8	1	10	.1	1.1	1	10	.1	.7	1	27	.1	1.0	4	35	.5	3.3
TSA	22	181			14	121			33	177			40	161			20	151		
WKRR																				
METRO	1	3	.1	.8		5				3			1	8	.1	1.0		14		
TSA	18	50			7	41			21	50			16	55			26	84		
WPCM																				
METRO		6								11				5			2	16	.3	1.6
TSA	8	44			6	33			6	43			1	30			5	38		
METRO TOTALS	131	593	17.7		92	419	12.4		147	598	19.8		97	509	13.1		123	528	16.6	

Footnote Symbols: * Audience estimates adjusted for actual broadcast schedule. + Station(s) changed call letters since the prior survey - see Page 5B.

Target Audience

WOMEN 12-24

	SATURDAY 6AM-10AM				SATURDAY 10AM-3PM				SATURDAY 3PM-7PM				SATURDAY 7PM-MID				WEEKEND 6AM-MID				
	AQH (00)	CUME (00)	AQH RTG	AQH SHR	AQH (00)	CUME (00)	AQH RTG	AQH SHR	AQH (00)	CUME (00)	AQH RTG	AQH SHR	AQH (00)	CUME (00)	AQH RTG	AQH SHR	AQH (00)	CUME (00)	AQH RTG	AQH SHR	
WAUG	*																*				
METRO																					
TSA																					
WAZZ																	1	6	.1	1.0	
METRO																	1	6			
TSA																					
WCHL																					
METRO					1	4	.1	.7		4											
TSA					1	4				4											
WDCG																					
METRO	18	43	2.4	26.5	34	107	4.6	23.9	20	67	2.7	17.9	14	56	1.9	11.9	19	184	2.6	18.1	
TSA	20	60			49	171			62	204			34	129			40	443			
WDNC																					
METRO									2	4	.3	1.8								8	
TSA									2	4										8	
WDUR																					
METRO													1	11	.1	.8	1	11	.1	1.0	
TSA													1	11			1	11			
WFYC																					
METRO	6	30	.8	8.8	21	46	2.8	14.8	28	65	3.8	25.0	22	67	3.0	18.6	14	130	1.9	13.3	
TSA	6	30			39	71			43	85			32	77			22	164			
WKIX																					
METRO					1	3	.1	.7												19	
TSA					1	3														19	
WLLE																					
METRO	2	9	.3	2.9																4	
TSA	2	9																		4	
WPJL																					
METRO																					
TSA																					
WPTF																					
METRO	7	19	.9	10.3						6										1	
TSA	7	19								29										1	
WQDR																					
METRO	4	7	.5	5.9	3	19	.4	2.1	4	13	.5	3.6	1	3	.1	.8	3	41	.4	2.9	
TSA	11	41			24	83			35	109			9	35			15	165			
WQOK																					
METRO	3	13	.4	4.4	13	50	1.8	9.2	8	31	1.1	7.1	2	17	.3	1.7	5	72	.7	4.8	
TSA	11	67			56	127			44	120			51	87			36	216			
WRAL																					
METRO	6	37	.8	8.8	4	22	.5	2.8	1	6	.1	.9	3	20	.4	2.5	4	119	.5	3.8	
TSA	18	84			38	153			13	47			5	30			18	309			
WRDU																					
METRO	6	20	.8	8.8	13	35	1.8	9.2	18	47	2.4	16.1	38	67	5.1	32.2	14	115	1.9	13.3	
TSA	7	23			16	66			33	89			62	92			21	182			
WSRC																					
METRO	2	10	.3	2.9					*								*	1	10	.1	1.0
TSA	2	10																1	10		
WTIK																					
METRO					5	6	.7	3.5					1	6	.1	.8	1	6	.1	1.0	
TSA					5	6							1	6			1	6			
WTRG																					
METRO	4	19	.5	5.9	7	17	.9	4.9	5	25	.7	4.5	2	12	.3	1.7	5	50	.7	4.8	
TSA	4	19			13	32			13	48			2	12			7	88			
WYLT																					
METRO						4			2	10	.3	1.8	2	6	.3	1.7	1	41	.1	1.0	
TSA						4			11	44			6	23			3	79			
WYRN																					
METRO									*								*				
TSA																					
WZZU																					
METRO	5	13	.7	7.4	22	68	3.0	15.5	10	29	1.3	8.9	11	46	1.5	9.3	12	150	1.6	11.4	
TSA	11	49			41	121			24	71			20	108			23	291			
WZFX																					
METRO					7	18	.9	4.9	2	8	.3	1.8	1	8	.1	.8	3	35	.4	2.9	
TSA	4	16			25	101			22	71			41	99			20	188			
WKRR																					
METRO					2	3	.3	1.4	2	11	.3	1.8	1	6	.1	.8	1	14	.1	1.0	
TSA	16	47			33	50			22	69			13	22			21	84			
WPCM																					
METRO					3	5	.4	2.1	1	6	.1	.9					1	16	.1	1.0	
TSA	4	7			12	27			4	28			16	22			6	54			
METRO TOTALS	68	191	9.2		142	351	19.1		112	290	15.1		118	301	15.9		105	600	14.2		

Target Audience

Footnote Symbols: * Audience estimates adjusted for actual broadcast schedule. + Station(s) changed call letters since the prior survey - see Page 58.

Target Audience

WOMEN 12-24

	SUNDAY 10AM-3PM				SUNDAY 3PM-7PM				MONDAY-FRIDAY 6AM-7PM				MONDAY-FRIDAY COMBINED DRIVE				MONDAY-SUNDAY 6AM-MID			
	AQH (00)	CUME (00)	AQH RTG	AQH SHR	AQH (00)	CUME (00)	AQH RTG	AQH SHR	AQH (00)	CUME (00)	AQH RTG	AQH SHR	AQH (00)	CUME (00)	AQH RTG	AQH SHR	AQH (00)	CUME (00)	AQH RTG	AQH SHR
WAUG																				
METRO								*					*				*			
TSA																				
WAZZ																				
METRO	4	6	.5	3.0					12				1	12	.1	.7		12		
TSA	4	6							12				1	12				12		
WCHL																				
METRO		3			1	9	.1	1.1	1	23	.1	.8	1	23	.1	.7	1	27	.1	.9
TSA		3			1	9			1	23			1	23			1	27		
WDCG																				
METRO	22	72	3.0	16.3	11	46	1.5	11.8	21	296	2.8	17.4	26	279	3.5	18.6	20	334	2.7	18.3
TSA	47	186			40	138			39	586			51	569			41	705		
WDNC																				
METRO		4							1	9	.1	.8	1	9	.1	.7		25		
TSA		4							1	9			1	9				25		
WDUR																				
METRO	3	11	.4	2.2	3	11	.4	3.2	1	20	.1	.8	1	10	.1	.7	1	20	.1	.9
TSA	3	11			3	11			1	20			1	10			1	20		
WFXC																				
METRO	3	18	.4	2.2	5	16	.7	5.4	9	132	1.2	7.4	13	132	1.8	9.3	10	173	1.3	9.2
TSA	17	32			5	16			10	161			14	161			13	216		
WKIX																				
METRO	1	6	.1	.7	2	10	.3	2.2	1	15	.1	.8	1	15	.1	.7		25		
TSA	1	6			2	10			1	15			1	15				35		
WLLE																				
METRO	16	17	2.2	11.9	4	9	.5	4.3		25			1	25	.1	.7	1	43	.1	.9
TSA	16	17			4	9			3	35			3	35			3	53		
WPJL																				
METRO									10					10				10		
TSA									10					10				10		
WPTF																				
METRO									1	13	.1	.8	1	13	.1	.7		29		
TSA									3	36			2	36			1	51		
WQDR																				
METRO	2	4	.3	1.5	1	4	.1	1.1	5	83	.7	4.1	7	79	.9	5.0	4	97	.5	3.7
TSA	12	78			19	88			27	300			30	272			20	326		
WQOK																				
METRO	2	8	.3	1.5	7	25	.9	7.5	7	89	.9	5.8	7	80	.9	5.0	6	116	.8	5.5
TSA	30	56			50	100			23	220			27	211			27	276		
WRAL																				
METRO	6	20	.8	4.4		10			11	150	1.5	9.1	11	139	1.5	7.9	8	217	1.1	7.3
TSA	30	107			21	84			42	448			40	410			31	596		
WRDU																				
METRO	10	27	1.3	7.4	17	34	2.3	18.3	15	154	2.0	12.4	19	150	2.6	13.6	16	177	2.2	14.7
TSA	11	41			21	46			23	303			28	278			25	326		
WSRC																				
METRO					*				* 1	10	.1	.8	* 1	10	.1	.7	* 1	10	.1	.9
TSA									1	20			1	10			1	20		
WTIK																				
METRO	1	6	.1	.7					2	13	.3	1.7	3	13	.4	2.1	2	13	.3	1.8
TSA	1	6							2	13			3	13			2	13		
WTRG																				
METRO	6	9	.8	4.4	10	29	1.3	10.8	5	125	.7	4.1	6	125	.8	4.3	5	131	.7	4.6
TSA	7	22			10	29			7	224			9	220			7	239		
WYLT																				
METRO	2	4	.3	1.5	3	14	.4	3.2	11	100	1.5	9.1	9	85	1.2	6.4	6	111	.8	5.5
TSA	2	4			4	18			12	160			9	145			8	192		
WYRN																				
METRO					*				*	10			*	10			*	10		
TSA										10				10				10		
WZZU																				
METRO	16	33	2.2	11.9	16	61	2.2	17.2	12	204	1.6	9.9	15	197	2.0	10.7	12	238	1.6	11.0
TSA	33	114			18	68			18	389			23	374			20	478		
WZFX																				
METRO	7	19	.9	5.2					1	10	.1	.8	1	10	.1	.7	1	35	.1	.9
TSA	10	35			26	49			23	234			28	218			25	285		
WKRR																				
METRO						5				8			1	3	.1	.7		19		
TSA	19	58			30	63			14	66			20	50			16	89		
WPCM																				
METRO					5	11	.7	5.4		11				11				21		
TSA					5	11			7	51			7	51			5	61		
METRO TOTALS	135	298	18.2		93	234	12.5		121	673	16.3		140	662	18.9		109	704	14.7	

Footnote Symbols: * Audience estimates adjusted for actual broadcast schedule. + Station(s) changed call letters since the prior survey - see Page 5B.

Target Audience

WOMEN 18-34

	MONDAY-FRIDAY 6AM-10AM				MONDAY-FRIDAY 10AM-3PM				MONDAY-FRIDAY 3PM-7PM				MONDAY-FRIDAY 7PM-MID				WEEKEND 10AM-7PM				
	AQH (00)	CUME (00)	AQH RTG	AQH SHR	AQH (00)	CUME (00)	AQH RTG	AQH SHR	AQH (00)	CUME (00)	AQH RTG	AQH SHR	AQH (00)	CUME (00)	AQH RTG	AQH SHR	AQH (00)	CUME (00)	AQH RTG	AQH SHR	
WAUG	*	6							6				*								
METRO		6							6												
TSA		6							6												
WAZZ																					
METRO									2	12	.2	.9					1	6	.1	.6	
TSA									2	12							1	6			
WCHL																					
METRO	2	12	.2	.8		5			1	19	.1	.5		8			1	12	.1	.6	
TSA	2	12				5			1	19				8			1	12		.6	
WDCG																					
METRO	30	225	2.5	11.8	23	167	1.9	12.1	23	231	1.9	10.7	11	183	.9	12.1	21	158	1.8	13.0	
TSA	55	400			53	289			53	426			16	287			30	302			
WDNC																					
METRO		3				3				3				3			1	9	.1	.6	
TSA		3				3				3				3			1	9		.6	
WDUR																					
METRO	4	29	.3	1.6	3	32	.3	1.6		12				12			5	36	.4	3.1	
TSA	4	29			3	32				12				12			5	36		3.1	
WFXC																					
METRO	11	86	.9	4.3	4	60	.3	2.1	14	140	1.2	6.5	7	68	.6	7.7	6	85	.5	3.7	
TSA	11	86			4	60			14	149			7	68			14	99		3.7	
WKIX																					
METRO	4	39	.3	1.6	5	37	.4	2.6	3	29	.3	1.4		17				23			
TSA	4	39			5	37			3	29				17				23			
WLLE																					
METRO	2	21	.2	.8	2	12	.2	1.1	2	15	.2	.9					9	40	.8	5.6	
TSA	2	21			2	12			2	15							9	40		5.6	
WPJL																					
METRO	1	18	.1	.4		7			1	11	.1	.5									
TSA	1	18				7			1	11											
WPTF																					
METRO	2	20	.2	.8	1	13	.1	.5	2	14	.2	.9		7			1	10	.1	.6	
TSA	3	43			5	36			2	14				7			1	33		.6	
WQDR																					
METRO	24	138	2.0	9.4	10	88	.8	5.3	19	127	1.6	8.9	7	102	.6	7.7	11	84	.9	6.8	
TSA	80	368			51	262			53	332			19	230			38	252		6.8	
WQOK																					
METRO	22	120	1.8	8.6	20	124	1.7	10.5	15	114	1.3	7.0	11	105	.9	12.1	17	112	1.4	10.5	
TSA	32	178			37	198			41	201			23	158			35	199		10.5	
WRAL																					
METRO	41	266	3.4	16.1	31	187	2.6	16.3	24	180	2.0	11.2	8	102	.7	8.8	12	108	1.0	7.4	
TSA	155	711			123	537			74	564			17	244			52	411		7.4	
WRDU																					
METRO	27	212	2.3	10.6	25	185	2.1	13.2	34	222	2.9	15.9	16	181	1.3	17.6	18	142	1.5	11.1	
TSA	43	339			42	332			58	403			31	290			32	249		11.1	
WSRC									*												
METRO	2	16	.2	.8		10				6							*	1	7	.1	.6
TSA	2	16				10				6								1	7		.6
WTIK																					
METRO	5	13	.4	2.0					2	6	.2	.9	2	13	.2	2.2	2	11	.2	1.2	
TSA	5	13							2	6			2	13			2	11		1.2	
WTRG																					
METRO	15	142	1.3	5.9	8	123	.7	4.2	16	185	1.3	7.5	8	91	.7	8.8	13	96	1.1	8.0	
TSA	23	233			14	240			25	316			10	118			22	207		8.0	
WYLT																					
METRO	11	105	.9	4.3	15	101	1.3	7.9	14	111	1.2	6.5	3	40	.3	3.3	6	50	.5	3.7	
TSA	14	145			25	214			22	246			8	132			14	131		3.7	
WYRN									*												
METRO	1	11	.1	.4	1	17	.1	.5	1	10	.1	.5					*				
TSA	1	11			1	17			1	10											
WZZU																					
METRO	19	143	1.6	7.5	10	131	.8	5.3	8	136	.7	3.7	3	86	.3	3.3	7	106	.6	4.3	
TSA	23	211			14	204			17	239			9	148			11	162		4.3	
WZFX																					
METRO	1	22	.1	.4	1	22	.1	.5	1	16	.1	.5	1	25	.1	1.1	3	31	.3	1.9	
TSA	43	217			35	223			46	215			30	170			14	146		1.9	
WKRR																					
METRO	3	9	.3	1.2	1	9	.1	.5	1	4	.1	.5	2	9	.2	2.2	2	19	.2	1.2	
TSA	26	102			17	54			27	67			17	56			29	73		1.2	
WPCM																					
METRO	1	15	.1	.4		9			1	23	.1	.5		9			1	16	.1	.6	
TSA	20	80			14	58			17	93			7	53			9	79		.6	
METRO TOTALS	255	982	21.4		190	871	16.0		214	975	18.0		91	734	7.6		162	837	13.6		

Target Audience

Footnote Symbols: * Audience estimates adjusted for actual broadcast schedule. + Station(s) changed call letters since the prior survey - see Page 5B.

Target Audience

WOMEN 18-34

	SATURDAY 6AM-10AM				SATURDAY 10AM-3PM				SATURDAY 3PM-7PM				SATURDAY 7PM-MID				WEEKEND 6AM-MID				
	AQH (00)	CUME (00)	AQH RTG	AQH SHR	AQH (00)	CUME (00)	AQH RTG	AQH SHR	AQH (00)	CUME (00)	AQH RTG	AQH SHR	AQH (00)	CUME (00)	AQH RTG	AQH SHR	AQH (00)	CUME (00)	AQH RTG	AQH SHR	
WAUG																					
METRO	*																*				
TSA																					
WAZZ																					
METRO																		1	6	.1	.8
TSA																	1	6			
WCHL																					
METRO	1	3	.1	1.0	3	7	.3	1.5		4								16			
TSA	1	3			3	7				4								16			
WDCG																					
METRO	14	34	1.2	14.3	32	112	2.7	16.1	14	57	1.2	10.7	9	50	.8	7.4	16	188	1.3	12.0	
TSA	15	41			38	157			23	115			16	97			23	358			
WDNC																					
METRO					2	6	.2	1.0										13			
TSA					2	6												13			
WDUR																					
METRO		6			1	12	.1	.5					1	11	.1	.8	3	36	.3	2.3	
TSA		6			1	12							1	11			3	36			
WFXC																					
METRO	6	32	.5	6.1	9	43	.8	4.5	14	36	1.2	10.7	15	46	1.3	12.3	9	121	.8	6.8	
TSA	6	32			23	58			14	36			15	46			13	135			
WKIX																					
METRO					1	11	.1	.5										23			
TSA					1	11												31			
WLLE																					
METRO	2	14	.2	2.0	1	6	.1	.5	5	6	.4	3.8					6	45	.5	4.5	
TSA	2	14			1	6			5	6							6	45			
WPJL																					
METRO													1	6	.1	.8		6			
TSA													1	6				6			
WPTF																					
METRO	6	14	.5	6.1					2	6							1	25	.1	.8	
TSA	6	14							2	29							1	47			
WQDR																					
METRO	11	40	.9	11.2	23	64	1.9	11.6	6	23	.5	4.6	8	30	.7	6.6	10	122	.8	7.5	
TSA	32	107			51	162			47	135			27	111			32	330			
WQOK																					
METRO	6	22	.5	6.1	32	97	2.7	16.1	25	58	2.1	19.1	8	39	.7	6.6	12	127	1.0	9.0	
TSA	14	67			62	184			41	94			32	75			27	213			
WRAL																					
METRO	17	72	1.4	17.3	13	49	1.1	6.5	14	44	1.2	10.7	11	39	.9	9.0	12	191	1.0	9.0	
TSA	41	160			73	259			46	176			20	113			38	522			
WRDU																					
METRO	13	29	1.1	13.3	18	61	1.5	9.0	23	63	1.9	17.6	30	73	2.5	24.6	16	209	1.3	12.0	
TSA	13	29			37	117			52	151			59	127			28	321			
WSRC																					
METRO	3	17	.3	3.1	3	7	.3	1.5	*								*	2	17	.2	1.5
TSA	3	17			3	7											2	17			
WTIK																					
METRO					5	6	.4	2.5	1	5	.1	.8	1	6	.1	.8	1	11	.1	.8	
TSA					5	6			1	5			1	6			1	11			
WTRG																					
METRO	5	20	.4	5.1	18	51	1.5	9.0	7	30	.6	5.3	2	10	.2	1.6	8	111	.7	6.0	
TSA	7	31			26	79			26	108			4	19			14	230			
WYLT																					
METRO	2	10	.2	2.0	4	21	.3	2.0	5	17	.4	3.8	7	20	.6	5.7	5	88	.4	3.8	
TSA	4	21			7	33			18	71			11	37			10	168			
WYRN																					
METRO	1	6	.1	1.0					*								*	1	6	.1	.8
TSA	1	6															1	6			
WZZU																					
METRO	2	10	.2	2.0	8	42	.7	4.0	2	22	.2	1.5	5	23	.4	4.1	5	140	.4	3.8	
TSA	3	23			11	64			13	48			6	46			8	210			
WZFX																					
METRO	1	6	.1	1.0	4	10	.3	2.0					2	4	.2	1.6	3	35	.3	2.3	
TSA	1	6			13	58			8	48			39	97			18	245			
WKRR																					
METRO	1	4	.1	1.0	3	4	.3	1.5	4	15	.3	3.1	3	13	.3	2.5	2	21	.2	1.5	
TSA	22	78			42	59			25	70			15	35			22	95			
WPCM																					
METRO		5							1	6	.1	.8		5			1	16	.1	.8	
TSA	3	20			17	48			10	62			20	42			9	88			
METRO TOTALS	98	325	8.2		199	557	16.7		131	368	11.0		122	380	10.2		133	957	11.2		

Footnote Symbols: * Audience estimates adjusted for actual broadcast schedule. + Station(s) changed call letters since the prior survey - see Page 58.

ARBITRON RATINGS

Target Audience

WOMEN 18-34

	SUNDAY 10AM-3PM				SUNDAY 3PM-7PM				MONDAY-FRIDAY 6AM-7PM				MONDAY-FRIDAY COMBINED DRIVE				MONDAY-SUNDAY 6AM-MID			
	AQH (00)	CUME (00)	AQH RTG	AQH SHR	AQH (00)	CUME (00)	AQH RTG	AQH SHR	AQH (00)	CUME (00)	AQH RTG	AQH SHR	AQH (00)	CUME (00)	AQH RTG	AQH SHR	AQH (00)	CUME (00)	AQH RTG	AQH SHR
WAUG																				
METRO								*	6				*	6			*	6		
TSA									6					6				6		
WAZZ																				
METRO	4	6	.3	2.4					12				1	12	.1	.4		12		
TSA	4	6							12				1	12				12		
WCHL																				
METRO					1	9	.1	.7	1	28	.1	.5	1	28	.1	.4	1	35	.1	.6
TSA					1	9			1	28			1	28			1	35		
WDCG																				
METRO	17	66	1.4	10.3	18	61	1.5	12.7	25	313	2.1	11.7	27	294	2.3	11.5	20	387	1.7	12.0
TSA	33	135			23	99			54	544			53	524			37	687		
WDNC																				
METRO	1	3	.1	.6		3			3				3					13		
TSA	1	3				3			3				3					13		
WDUR																				
METRO	10	36	.8	6.1	8	18	.7	5.6	2	39	.2	.9	3	29	.3	1.3	2	51	.2	1.2
TSA	10	36			8	18			2	39			3	29			2	51		
WFXC																				
METRO	2	16	.2	1.2	1	6	.1	.7	9	187	.8	4.2	12	172	1.0	5.1	8	213	.7	4.8
TSA	16	30			1	6			9	196			12	181			8	236		
WKIX																				
METRO	1	10	.1	.6	2	10	.2	1.4	4	46	.3	1.9	4	43	.3	1.7	2	52	.2	1.2
TSA	1	10			2	10			4	46			4	43			2	52		
WLLE																				
METRO	21	34	1.8	12.7	9	20	.8	6.3	1	34	.1	.5	2	29	.2	.9	2	60	.2	1.2
TSA	21	34			9	20			1	34			2	29			2	60		
WPJL																				
METRO									23					23				28		
TSA									23					23				28		
WPTF																				
METRO	1	4	.1	.6	2	4	.2	1.4	2	32	.2	.9	2	23	.2	.9	1	53	.1	.6
TSA	1	4			2	4			2	32			2	23			1	53		
WQDR																				
METRO	9	19	.8	5.5	3	15	.3	2.1	17	155	1.4	7.9	22	150	1.8	9.4	13	188	1.1	7.8
TSA	28	99			25	122			61	463			66	424			44	509		
WQOK																				
METRO	7	9			9	33	.8	6.3	19	157	1.6	8.9	19	148	1.6	8.1	15	188	1.3	9.0
TSA					29	61			37	260			36	251			31	304		
WRAL																				
METRO	10	39	.8	6.1	11	29	.9	7.7	32	340	2.7	15.0	33	312	2.8	14.0	22	406	1.8	13.3
TSA	46	149			39	133			118	899			114	828			75	1040		
WRDU																				
METRO	17	62	1.4	10.3	15	52	1.3	10.6	28	297	2.4	13.1	31	287	2.6	13.2	22	333	1.8	13.3
TSA	23	84			19	69			47	528			50	491			39	567		
WSRC																				
METRO					*				* 1	16	.1	.5	* 1	16	.1	.4	* 1	22	.1	.6
TSA									1	16			1	16			1	22		
WTIK																				
METRO	1	6	.1	.6					2	13	.2	.9	3	13	.3	1.3	2	18	.2	1.2
TSA	1	6							2	13			3	13			2	18		
WTRG																				
METRO	10	38	.8	6.1	14	33	1.2	9.9	13	262	1.1	6.1	15	237	1.3	6.4	10	285	.8	6.0
TSA	12	64			22	48			20	483			25	411			17	557		
WYLT																				
METRO	10	26	.8	6.1	7	18	.6	4.9	13	163	1.1	6.1	13	144	1.1	5.5	9	196	.8	5.4
TSA	12	38			17	56			20	320			18	278			15	385		
WYRN																				
METRO					*				* 1	27	.1	.5	* 1	21	.1	.4	* 1	27	.1	.6
TSA									1	27			1	21			1	27		
WZZU																				
METRO	11	36	.9	6.7	7	39	.6	4.9	12	211	1.0	5.6	14	196	1.2	6.0	9	268	.8	5.4
TSA	14	70			7	39			17	359			20	326			13	457		
WZFX																				
METRO	8	31	.7	4.8					1	33	.1	.5	1	22	.1	.4	1	46	.1	.6
TSA	11	47			26	75			41	285			45	257			32	333		
WKRR																				
METRO	1	4	.1	.6	2	13	.2	1.4	2	14	.2	.9	2	9	.2	.9	2	31	.2	1.2
TSA	18	51			29	60			22	107			26	102			21	124		
WPCM																				
METRO					5	16	.4	3.5	1	23	.1	.5	1	23	.1	.4		28		
TSA		8			11	39			17	108			18	101			12	113		
METRO TOTALS	165	462	13.9		142	376	11.9		214	1113	18.0		235	1086	19.7		166	1145	13.9	

Target Audience

Footnote Symbols: * Audience estimates adjusted for actual broadcast schedule. + Station(s) changed call letters since the prior survey - see Page 5B.

Target Audience

WOMEN 18-49

	MONDAY-FRIDAY 6AM-10AM				MONDAY-FRIDAY 10AM-3PM				MONDAY-FRIDAY 3PM-7PM				MONDAY-FRIDAY 7PM-MID				WEEKEND 10AM-7PM			
	AQH (00)	CUME (00)	AQH RTG	AQH SHR	AQH (00)	CUME (00)	AQH RTG	AQH SHR	AQH (00)	CUME (00)	AQH RTG	AQH SHR	AQH (00)	CUME (00)	AQH RTG	AQH SHR	AQH (00)	CUME (00)	AQH RTG	AQH SHR
WAUG																				
METRO	* 1	10	.1	.2	1	8	.1	.3	1	10	.1	.3	* 1	4	.1	.7	1	8	.1	.4
TSA	1	10			1	8			1	10			1	4			1	8		
WAZZ																				
METRO	2	15	.1	.4	1	6	.1	.3	4	27	.2	1.2		6			2	12	.1	.8
TSA	2	15			3	13			7	34				6			2	12		
WCHL																				
METRO	4	38	.2	.9		14			2	29	.1	.6	1	27	.1	.7	2	26	.1	.8
TSA	4	38				14			2	29			1	27			2	26		
WDCG																				
METRO	40	289	2.1	8.9	34	219	1.8	10.1	28	272	1.5	8.2	13	212	.7	9.7	22	179	1.2	8.5
TSA	78	571			72	368			70	532			18	324			39	382		
WDNC																				
METRO	3	15	.2	.7		3				9			1	15	.1	.7	2	19	.1	.8
TSA	3	15				3				9			1	15			4	31		
WDUR																				
METRO	20	68	1.1	4.5	14	67	.7	4.2	6	42	.3	1.8		27			9	75	.5	3.5
TSA	20	68			14	67			6	42				27			9	75		
WFXC																				
METRO	13	110	.7	2.9	6	74	.3	1.8	15	148	.8	4.4	8	81	.4	6.0	6	85	.3	2.3
TSA	14	125			7	89			18	180			9	89			19	116		
WKIX																				
METRO	6	53	.3	1.3	6	45	.3	1.8	5	63	.3	1.5	3	39	.2	2.2	1	36	.1	.4
TSA	7	66			9	51			6	76			3	39			1	36		
WLLE																				
METRO	6	47	.3	1.3	7	30	.4	2.1	2	20	.1	.6		5			12	58	.6	4.6
TSA	6	56			7	30			2	20				5			13	65		
WPJL																				
METRO	4	48	.2	.9	1	23	.1	.3	3	32	.2	.9					1	6	.1	.4
TSA	4	48			1	23			3	32							1	6		
WPTF																				
METRO	16	69	.9	3.6	6	49	.3	1.8	7	55	.4	2.1	3	22	.2	2.2	1	20	.1	.4
TSA	22	114			14	90			13	98			4	32			2	66		
WQDR																				
METRO	50	230	2.7	11.1	27	169	1.4	8.0	36	225	1.9	10.6	16	160	.9	11.9	22	174	1.2	8.5
TSA	130	573			94	465			83	564			30	349			62	462		
WQOK																				
METRO	28	156	1.5	6.2	23	148	1.2	6.8	24	156	1.3	7.1	16	132	.9	11.9	24	145	1.3	9.3
TSA	50	266			53	258			65	294			40	228			57	287		
WRAL																				
METRO	86	406	4.6	19.2	65	310	3.5	19.3	44	308	2.4	12.9	11	156	.6	8.2	28	204	1.5	10.8
TSA	280	1179			213	901			138	964			26	425			101	728		
WRDU																				
METRO	28	226	1.5	6.2	25	195	1.3	7.4	34	232	1.8	10.0	16	185	.9	11.9	18	152	1.0	6.9
TSA	45	366			43	353			58	415			31	294			34	270		
WSRC																				
METRO	2	21	.1	.4	1	20	.1	.3	*	16							*	3	.2	1.2
TSA	2	30			1	29			2	25							3	23		
WTIK																				
METRO	11	19	.6	2.4	6	11	.3	1.8	8	12	.4	2.4	6	25	.3	4.5	6	22	.3	2.3
TSA	11	19			6	11			8	12			6	25			6	22		
WTRG																				
METRO	18	177	1.0	4.0	10	151	.5	3.0	23	234	1.2	6.8	9	105	.5	6.7	21	150	1.1	8.1
TSA	30	300			23	301			40	403			11	144			34	303		
WYLT																				
METRO	29	180	1.6	6.5	35	199	1.9	10.4	28	189	1.5	8.2	4	67	.2	3.0	17	120	.9	6.6
TSA	43	287			53	358			44	387			13	189			31	222		
WYRN																				
METRO	1	17	.1	.2	1	17	.1	.3	* 1	10	.1	.3					*			
TSA	1	17			1	17			1	10										
WZZU																				
METRO	25	192	1.3	5.6	10	140	.5	3.0	11	178	.6	3.2	4	110	.2	3.0	7	116	.4	2.7
TSA	29	260			14	213			20	281			11	204			12	192		
WZFX																				
METRO	2	26	.1	.4	2	30	.1	.6	1	20	.1	.3	2	29	.1	1.5	5	39	.3	1.9
TSA	57	285			36	244			54	288			32	191			19	193		
WKRR																				
METRO	3	9	.2	.7	1	9	.1	.3	1	4	.1	.3	2	17	.1	1.5	4	27	.2	1.5
TSA	25	102			21	64			31	77			17	64			33	93		
WPCM																				
METRO	2	28	.1	.4	4	30	.2	1.2	3	36	.2	.9	1	22	.1	.7	3	29	.2	1.2
TSA	26	122			21	102			27	148			9	90			24	146		
METRO TOTALS	449	1584	24.0		337	1367	18.0		340	1554	18.2		134	1076	7.2		259	1318	13.9	

Footnote Symbols: * Audience estimates adjusted for actual broadcast schedule. + Station(s) changed call letters since the prior survey - see Page 5B.

ARBITRON RATINGS

Target Audience

WOMEN 18-49

	SATURDAY 6AM-10AM				SATURDAY 10AM-3PM				SATURDAY 3PM-7PM				SATURDAY 7PM-MID				WEEKEND 6AM-MID				
	AQH (00)	CUME (00)	AQH RTG	AQH SHR	AQH (00)	CUME (00)	AQH RTG	AQH SHR	AQH (00)	CUME (00)	AQH RTG	AQH SHR	AQH (00)	CUME (00)	AQH RTG	AQH SHR	AQH (00)	CUME (00)	AQH RTG	AQH SHR	
WAUG	*				1	4	.1	.3	2	4	.1	.9					*	8			
METRO					1	4			2	4								8			
TSA					1	4			2	4								8			
WAZZ					1	6	.1	.3		6							2	12	.1	.9	
METRO					1	6				6							2	12			
TSA					1	6				6							2	12			
WCHL	1	3	.1	.5	6	16	.3	1.9	1	13	.1	.4		5			1	35	.1	.5	
METRO	1	3			6	16			1	13				5			1	35			
TSA					6	16			1	13				5			1	35			
WDCC	14	34	.7	7.2	34	122	1.8	10.6	15	63	.8	6.6	10	54	.5	6.3	17	221	.9	8.0	
METRO	19	54			40	167			27	144			20	115			29	458			
TSA																					
WDNC					2	11	.1	.6						5			1	33	.1	.5	
METRO					2	11			8	12				5			2	46			
TSA														5							
WDUR	3	21	.2	1.5	2	17	.1	.6	2	5	.1	.9	1	11	.1	.6	6	80	.3	2.8	
METRO	3	21			2	17			2	5			1	11			6	80			
TSA														11							
WFXC	10	46	.5	5.1	9	43	.5	2.8	14	36	.7	6.2	15	46	.8	9.5	9	135	.5	4.2	
METRO	10	46			23	58			22	44			15	46			16	174			
TSA														46							
WKIX	1	6	.1	.5	3	21	.2	.9	1	6	.1	.4	1	6	.1	.6	1	36	.1	.5	
METRO	1	6			3	21			1	6			1	6			1	36			
TSA					3	21			1	6			1	6			1	36			
WLLE	4	22	.2	2.1	4	15	.2	1.3	11	15	.6	4.8					9	80	.5	4.2	
METRO	4	22			4	15			11	15							10	87			
TSA																					
WPJL									3	6	.2	1.3	1	6	.1	.6		12			
METRO									3	6			1	6				12			
TSA														6				12			
WPTF	11	28	.6	5.6	2	23				6			3	9	.2	1.9	3	54	.2	1.4	
METRO	29	56							5	52			13	34			7	136			
TSA																					
WQDR	29	81	1.6	14.9	41	109	2.2	12.8	15	57	.8	6.6	17	58	.9	10.8	21	243	1.1	9.9	
METRO	60	199			91	288			63	197			38	154			52	600			
TSA																					
WQOK	7	27	.4	3.6	44	120	2.4	13.8	35	77	1.9	15.4	14	62	.7	8.9	17	168	.9	8.0	
METRO	19	91			99	243			80	154			52	120			43	309			
TSA																					
WRAL	37	111	2.0	19.0	31	107	1.7	9.7	33	97	1.8	14.5	15	65	.8	9.5	25	306	1.3	11.7	
METRO	82	263			141	471			81	301			39	191			76	891			
TSA																					
WRDU	13	29	.7	6.7	19	65	1.0	5.9	23	63	1.2	10.1	30	73	1.6	19.0	16	223	.9	7.5	
METRO	13	29			38	121			52	151			59	127			29	346			
TSA																					
WSRC	7	23	.4	3.6	7	18	.4	2.2	*							*	6	37	.3	2.8	
METRO	7	23			7	18											6	37			
TSA																					
WTIK	3	6	.2	1.5	11	12	.6	3.4	3	16	.2	1.3	4	12	.2	2.5	5	22	.3	2.3	
METRO	3	6			11	12			3	16			4	12			5	22			
TSA					11	12			3	16			4	12			5	22			
WTRG	10	44	.5	5.1	31	87	1.7	9.7	16	59	.9	7.0	3	14	.2	1.9	13	165	.7	6.1	
METRO	18	79			48	136			38	149			5	23			22	342			
TSA																					
WYLT	9	28	.5	4.6	16	60	.9	5.0	11	35	.6	4.8	9	35	.5	5.7	13	168	.7	6.1	
METRO	26	65			28	94			31	98			18	73			24	284			
TSA																					
WYRN	1	6	.1	.5					*								*	1	6	.1	.5
METRO	1	6																1	6		
TSA																					
WZZU	2	10	.1	1.0	8	47	.4	2.5	2	22	.1	.9	5	23	.3	3.2	5	150	.3	2.3	
METRO	6	43			12	89			13	48			6	46			9	250			
TSA																					
WZFX	2	10	.1	1.0	6	14	.3	1.9	5	8	.3	2.2	3	8	.2	1.9	4	43	.2	1.9	
METRO	17	37			22	87			18	71			41	104			23	292			
TSA																					
WKRR	1	4	.1	.5	3	8	.2	.9	7	20	.4	3.1	3	13	.2	1.9	3	29	.2	1.4	
METRO	22	7R			45	75			31	87			15	35			24	115			
TSA																					
WPCM		10			2	8	.1	.6	4	19	.2	1.8		10			2	29	.1	.9	
METRO	10	60			35	87			26	112			22	58			19	155			
TSA																					
METRO TOTALS	195	587	10.4		320	885	17.1		227	635	12.1		158	534	8.4		213	1495	11.4		

Footnote Symbols: * Audience estimates adjusted for actual broadcast schedule. + Station(s) changed call letters since the prior survey - see Page 5B.

Target Audience

Target Audience

WOMEN 18-49

	SUNDAY 10AM-3PM				SUNDAY 3PM-7PM				MONDAY-FRIDAY 6AM-7PM				MONDAY-FRIDAY COMBINED DRIVE				MONDAY-SUNDAY 6AM-MID			
	AQH (00)	CUME (00)	AQH RTG	AQH SHR	AQH (00)	CUME (00)	AQH RTG	AQH SHR	AQH (00)	CUME (00)	AQH RTG	AQH SHR	AQH (00)	CUME (00)	AQH RTG	AQH SHR	AQH (00)	CUME (00)	AQH RTG	AQH SHR
WAUG									*	1	.1	.3	*	1	.1	.3	*	1	.1	.4
METRO									1	14	.1	.3	1	10	.1	.3	1	14	.1	.4
TSA									1	14			1	10			1	14		
WAZZ																				
METRO	6	12	.3	2.3	2	6	.1	1.0	1	27	.1	.3	3	27	.2	.8	1	27	.1	.4
TSA	6	12			2	6			2	34			4	34			1	34		
WCHL																				
METRO					2	14	.1	1.0	2	54	.1	.5	3	54	.2	.8	2	75	.1	.7
TSA					2	14			2	54			3	54			2	75		
WDCG																				
METRO	18	76	1.0	6.8	19	66	1.0	9.3	34	398	1.8	9.2	35	365	1.9	8.8	25	481	1.3	9.0
TSA	46	167			42	140			73	745			73	711			49	905		
WDNC																				
METRO	4	9	.2	1.5	2	9	.1	1.0	1	15	.1	.3	2	15	.1	.5	1	58	.1	.4
TSA	4	9			2	9			1	15			2	15			1	70		
WDUR																				
METRO	22	75	1.2	8.3	10	33	.5	4.9	13	83	.7	3.5	14	73	.7	3.5	9	95	.5	3.2
TSA	22	75			10	33			13	83			14	73			9	95		
WFXC																				
METRO	2	16	.1	.8	1	6	.1	.5	11	220	.6	3.0	14	200	.7	3.5	9	255	.5	3.2
TSA	24	38			4	15			13	252			16	232			12	308		
WKIX																				
METRO	2	19	.1	.8	3	16	.2	1.5	6	80	.3	1.6	6	77	.3	1.5	4	101	.2	1.4
TSA	2	19			3	16			7	93			7	90			5	122		
WLLE																				
METRO	26	42	1.4	9.8	9	20	.5	4.4	4	65	.2	1.1	3	55	.2	.8	4	99	.2	1.4
TSA	28	49			9	20			4	74			3	64			5	115		
WPJL																				
METRO									2	53	.1	.5	2	53	.1	.5	1	64	.1	.4
TSA									2	53			2	53			1	64		
WPTF																				
METRO	2	10	.1	.8	3	8	.2	1.5	10	99	.5	2.7	12	84	.6	3.0	6	129	.3	2.2
TSA	2	10			3	8			16	184			18	170			11	238		
WQDR																				
METRO	18	49	1.0	6.8	8	25	.4	3.9	37	276	2.0	10.0	43	261	2.3	10.8	28	350	1.5	10.0
TSA	50	184			38	164			103	730			106	682			74	858		
WQOK																				
METRO	1	4	.1	.4	12	47	.6	5.9	24	209	1.3	6.5	27	194	1.4	6.8	21	240	1.1	7.5
TSA	12	25			35	86			56	372			58	357			49	439		
WRAL																				
METRO	27	97	1.4	10.2	20	65	1.1	9.8	65	519	3.5	17.6	65	477	3.5	16.3	44	595	2.4	15.8
TSA	99	310			74	237			211	1492			208	1361			136	1684		
WRDU																				
METRO	17	62	.9	6.4	15	58	.8	7.3	29	316	1.6	7.9	32	306	1.7	8.0	22	356	1.2	7.9
TSA	28	95			19	75			49	560			51	523			40	603		
WSRC																				
METRO	3	16	.2	1.1	*				*	1	.1	.3	*	1	.1	.3	*	3	.2	1.1
TSA	3	16							2	40			2	40			3	61		
WTIK																				
METRO	4	12	.2	1.5	6	6	.3	2.9	8	24	.4	2.2	9	19	.5	2.3	7	35	.4	2.5
TSA	4	12			6	6			8	24			9	19			7	35		
WTRG																				
METRO	12	49	.6	4.5	20	51	1.1	9.8	16	316	.9	4.3	20	291	1.1	5.0	14	359	.7	5.0
TSA	16	102			29	72			30	588			36	516			25	701		
WYLT																				
METRO	29	83	1.6	11.0	14	32	.7	6.8	31	287	1.7	8.4	29	253	1.6	7.3	21	324	1.1	7.5
TSA	34	104			26	78			46	532			44	464			34	607		
WYRN																				
METRO					*				*	1	.1	.3	*	1	.1	.3	*	1	.1	.4
TSA									1	33			1	27			1	33		
WZZU																				
METRO	12	42	.6	4.5	7	39	.4	3.4	15	270	.8	4.1	18	255	1.0	4.5	11	337	.6	3.9
TSA	15	76			7	39			20	418			24	385			15	579		
WZFX																				
METRO	8	31	.4	3.0					2	41	.1	.5	2	30	.1	.5	2	54	.1	.7
TSA	11	47			26	75			48	374			56	346			37	425		
WKRR																				
METRO	1	4	.1	.4	5	18	.3	2.4	2	14	.1	.5	2	9	.1	.5	2	43	.1	.7
TSA	20	63			32	65			25	117			28	112			23	158		
WPCM																				
METRO	1	4	.1	.4	6	20	.3	2.9	4	44	.2	1.1	3	36	.2	.8	2	49	.1	.7
TSA	18	31			19	66			25	188			26	161			20	206		
METRO TOTALS	264	762	14.1		205	561	11.0		369	1759	19.7		398	1727	21.3		279	1809	14.9	

Footnote Symbols: * Audience estimates adjusted for actual broadcast schedule. + Station(s) changed call letters since the prior survey - see Page 5B.

Target Audience

WOMEN 25-49

	SATURDAY 6AM-10AM				SATURDAY 10AM-3PM				SATURDAY 3PM-7PM				SATURDAY 7PM-MID				WEEKEND 6AM-MID				
	AQH (00)	CUME (00)	AQH RTG	AQH SHR	AQH (00)	CUME (00)	AQH RTG	AQH SHR	AQH (00)	CUME (00)	AQH RTG	AQH SHR	AQH (00)	CUME (00)	AQH RTG	AQH SHR	AQH (00)	CUME (00)	AQH RTG	AQH SHR	
WAUG																					
METRO	*				1	4	.1	.4	2	4	.1	1.1					*		8		
TSA					1	4			2	4								8			
WAZZ																					
METRO					1	6	.1	.4		6								1	6	.1	.6
TSA					1	6				6								1	6		
WCHL																					
METRO	1	3	.1	.6	5	12	.4	2.0	1	9	.1	.5		5			1	26	.1	.6	
TSA	1	3			5	12			1	9				5			1	26			
WDCG																					
METRO	3	17	.2	1.9	12	54	.9	4.7	7	36	.5	3.8	4	24	.3	4.0	6	123	.4	3.8	
TSA	8	37			16	76			11	61			8	48			14	228			
WDNC																					
METRO					2	11	.1	.8						5			1	29	.1	.6	
TSA					2	11			8	12				5			2	42			
WDUR																					
METRO	3	21	.2	1.9	2	17	.1	.8	2	5	.1	1.1					5	69	.4	3.2	
TSA	3	21			2	17			2	5							5	69			
WFXC																					
METRO	6	24	.4	3.8	6	23	.4	2.4	1	6	.1	.5	2	10	.1	2.0	3	58	.2	1.9	
TSA	6	24			6	23			9	14			2	10			6	83			
WKIX																					
METRO	1	6	.1	.6	3	21	.2	1.2	1	6	.1	.5	1	6	.1	1.0	1	24	.1	.6	
TSA	1	6			3	21			1	6			1	6			1	32			
WLLE																					
METRO	2	13	.1	1.3	4	15	.3	1.6	11	15	.8	6.0					5	63	.4	3.2	
TSA	2	13			4	15			11	15							6	70			
WPJL																					
METRO									3	6	.2	1.6	1	6	.1	1.0		12			
TSA									3	6			1	6				12			
WPTF																					
METRO	6	18	.4	3.8									3	9	.2	3.0	2	38	.1	1.3	
TSA	24	46			2	23			3	23			13	34			6	98			
WQDR																					
METRO	29	81	2.1	18.6	40	97	2.9	15.7	14	51	1.0	7.7	17	58	1.2	16.8	20	212	1.5	12.7	
TSA	54	177			79	234			39	117			36	144			44	482			
WQOK																					
METRO	6	22	.4	3.8	41	96	3.0	16.1	35	77	2.6	19.1	13	53	.9	12.9	16	135	1.2	10.2	
TSA	14	58			85	190			73	134			29	83			31	248			
WRAL																					
METRO	32	77	2.3	20.5	28	88	2.0	11.0	32	91	2.3	17.5	14	59	1.0	13.9	22	218	1.6	14.0	
TSA	65	182			107	350			68	254			38	185			60	660			
WRDU																					
METRO	9	23	.7	5.8	9	34	.7	3.5	15	46	1.1	8.2	11	32	.8	10.9	9	138	.7	5.7	
TSA	9	23			25	66			29	92			16	61			16	203			
WSRC																					
METRO	5	13	.4	3.2	7	18	.5	2.8	*								*	5	27	.4	3.2
TSA	5	13			7	18											5	27			
WTIK																					
METRO	3	6	.2	1.9	6	6	.4	2.4	3	16	.2	1.6	3	6	.2	3.0	4	16	.3	2.5	
TSA	3	6			6	6			3	16			3	6			4	16			
WTRG																					
METRO	6	31	.4	3.8	24	70	1.7	9.4	11	40	.8	6.0	2	8	.1	2.0	9	130	.7	5.7	
TSA	14	66			36	106			25	107			4	17			16	271			
WYLT																					
METRO	9	28	.7	5.8	16	56	1.2	6.3	10	29	.7	5.5	7	29	.5	6.9	12	131	.9	7.6	
TSA	26	65			28	90			21	58			12	50			21	209			
WYRN																					
METRO	1	6	.1	.6					*								*	1	6	.1	.6
TSA	1	6															1	6			
WZZU																					
METRO	2	10	.1	1.3	3	20	.2	1.2	1	16	.1	.5	4	12	.3	4.0	3	80	.2	1.9	
TSA	5	30			4	40			1	16			4	12			4	110			
WZFX																					
METRO	2	10	.1	1.3	2	4	.1	.8	5	8	.4	2.7	3	8	.2	3.0	2	24	.1	1.3	
TSA	17	37			9	29			17	55			24	54			13	188			
WKRR																					
METRO	1	4	.1	.6	3	8	.2	1.2	5	9	.4	2.7	2	7	.1	2.0	3	18	.2	1.9	
TSA	6	31			14	28			11	29			2	7			6	57			
WPCM																					
METRO		10			2	8	.1	.8	3	13	.2	1.6		10			1	18	.1	.6	
TSA	10	60			26	65			22	84			6	36			14	113			
METRO TOTALS	156	479	11.4		254	678	18.5		183	505	13.3		101	367	7.4		157	1103	11.4		

Footnote Symbols: * Audience estimates adjusted for actual broadcast schedule. † Station(s) changed call letters since the prior survey - see Page 5B.

ARBITRON RATINGS

Target Audience

WOMEN 25-49

	SUNDAY 10AM-3PM				SUNDAY 3PM-7PM				MONDAY-FRIDAY 6AM-7PM				MONDAY-FRIDAY COMBINED DRIVE				MONDAY-SUNDAY 6AM-MID				
	AQH (00)	CUME (00)	AQH RTG	AQH SHR	AQH (00)	CUME (00)	AQH RTG	AQH SHR	AQH (00)	CUME (00)	AQH RTG	AQH SHR	AQH (00)	CUME (00)	AQH RTG	AQH SHR	AQH (00)	CUME (00)	AQH RTG	AQH SHR	
WAUG									* 1	14	.1	.3	* 1	10	.1	.3	* 1	14	.1	.5	
METRO									1	14			1	10			1	14			
TSA									1	14			1	10			1	14			
WAZZ																					
METRO	2	6	.1	1.1	2	6	.1	1.3	1	15	.1	.3	2	15	.1	.6	1	15	.1	.5	
TSA	2	6			2	6			2	22			3	22			1	22			
WCHL																					
METRO					1	5	.1	.6	1	34	.1	.3	2	34	.1	.6	1	51	.1	.5	
TSA					1	5			1	34			2	34			1	51			
WDCG																					
METRO	5	35	.4	2.8	10	40	.7	6.3	22	219	1.6	7.6	21	198	1.5	6.8	14	264	1.0	6.6	
TSA	30	85			28	76			54	427			50	406			33	482			
WDNC																					
METRO	4	9	.3	2.2	2	9	.1	1.3	1	15	.1	.3	2	15	.1	.6	1	54	.1	.5	
TSA	4	9			2	9			1	15			2	15			1	66			
WDUR																					
METRO	19	64	1.4	10.6	7	22	.5	4.4	12	63	.9	4.2	13	63	.9	4.2	8	75	.6	3.8	
TSA	19	64			7	22			12	63			13	63			8	75			
WFXC																					
METRO	1	6	.1	.6	1	6	.1	.6	4	128	.3	1.4	5	108	.4	1.6	3	147	.2	1.4	
TSA	9	14			4	15			6	151			7	131			5	177			
WKIX																					
METRO	1	13	.1	.6	2	10	.1	1.3	5	68	.4	1.7	5	65	.4	1.6	4	83	.3	1.9	
TSA	1	13			2	10			6	81			6	78			5	104			
WLLE																					
METRO	10	25	.7	5.6	5	11	.4	3.2	4	48	.3	1.4	2	38	.1	.6	3	73	.2	1.4	
TSA	12	32			5	11			4	57			2	47			4	89			
WPJL																					
METRO									2	47	.1	.7	2	47	.1	.6	1	58	.1	.5	
TSA									2	47			2	47			1	58			
WPTF																					
METRO	2	10	.1	1.1	3	8	.2	1.9	10	99	.7	3.5	12	84	.9	3.9	6	113	.4	2.8	
TSA	2	10			3	8			14	161			17	147			10	200			
WQDR																					
METRO	18	49	1.3	10.1	8	25	.6	5.1	34	227	2.5	11.8	38	212	2.8	12.3	26	290	1.9	12.3	
TSA	45	136			25	90			81	540			82	515			60	644			
WQOK																					
METRO	1	4	.1	.6	12	47	.9	7.6	21	155	1.5	7.3	25	149	1.8	8.1	19	171	1.4	9.0	
TSA	5	16			15	58			45	281			49	275			38	333			
WRAL																					
METRO	23	84	1.7	12.8	20	59	1.5	12.7	55	387	4.0	19.1	56	356	4.1	18.2	37	422	2.7	17.5	
TSA	72	234			55	177			172	1158			173	1065			109	1251			
WRDU																					
METRO	10	39	.7	5.6	10	46	.7	6.3	17	196	1.2	5.9	18	186	1.3	5.8	12	217	.9	5.7	
TSA	20	65			12	58			30	310			29	287			22	334			
WSRC																					
METRO	3	16	.2	1.7	*				*	21			*	21			*	2	42	.1	.9
TSA	3	16							1	30			1	30			2	51			
WTIK																					
METRO	3	6	.2	1.7	6	6	.4	3.8	6	11	.4	2.1	6	6	.4	1.9	5	22	.4	2.4	
TSA	3	6			6	6			6	11			6	6			5	22			
WTRG																					
METRO	9	43	.7	5.0	11	33	.8	7.0	12	214	.9	4.2	15	189	1.1	4.9	10	251	.7	4.7	
TSA	12	83			20	54			24	387			28	319			19	490			
WYLT																					
METRO	27	79	2.0	15.1	11	18	.8	7.0	23	202	1.7	8.0	22	183	1.6	7.1	16	233	1.2	7.6	
TSA	32	100			22	60			37	387			37	334			27	435			
WYRN																					
METRO					*				*	1	.3	.3	*	1	.3	.3	*	1	.3	.5	
TSA									1	23			1	17			1	23			
WZZU																					
METRO	9	35	.7	5.0	4	18	.3	2.5	10	158	.7	3.5	12	150	.9	3.9	7	199	.5	3.3	
TSA	9	35			4	18			13	226			16	208			9	321			
WZFX																					
METRO	1	12	.1	.6					1	31	.1	.3	1	20	.1	.3	1	35	.1	.5	
TSA	1	12			11	42			34	261			41	249			23	289			
WKRR																					
METRO	1	4	.1	.6	5	13	.4	3.2	2	9	.1	.7	2	9	.1	.6	2	27	.1	.9	
TSA	3	16			5	13			11	65			9	55			8	95			
WPCM																					
METRO	1	4	.1	.6	1	9	.1	.6	4	33	.3	1.4	3	25	.2	1.0	2	33	.1	.9	
TSA	18	31			14	55			18	144			19	117			15	157			
METRO TOTALS	179	575	13.0		158	439	11.5		288	1302	21.0		308	1277	22.4		211	1332	15.4		

Target Audience

Footnote Symbols: * Audience estimates adjusted for actual broadcast schedule. + Station(s) changed call letters since the prior survey - see Page 58.

Target Audience

WOMEN 25-54

	MONDAY-FRIDAY 6AM-10AM				MONDAY-FRIDAY 10AM-3PM				MONDAY-FRIDAY 3PM-7PM				MONDAY-FRIDAY 7PM-MID				WEEKEND 10AM-7PM					
	AQH (00)	CUME (00)	AQH RTG	AQH SHR	AQH (00)	CUME (00)	AQH RTG	AQH SHR	AQH (00)	CUME (00)	AQH RTG	AQH SHR	AQH (00)	CUME (00)	AQH RTG	AQH SHR	AQH (00)	CUME (00)	AQH RTG	AQH SHR		
WAUG																						
METRO	*	1	10	.1	.2	1	8	.1	.4	1	10	.1	.4	*	1	4	.1	1.1	1	8	.1	.5
TSA	1	10			1	8			1	10			1	4			1	8				
WAZZ																						
METRO	2	15	.1	.5	1	6	.1	.4	2	15	.1	.7		6			1	6	.1	.5		
TSA	2	22			3	13			5	22				6			1	6				
WCHL																						
METRO	3	29	.2	.7		9			1	14	.1	.4	1	23	.1	1.1	2	17	.1	.9		
TSA	3	29				9			1	14			1	23			2	17				
WDCG																						
METRO	26	165	1.7	6.4	24	127	1.6	8.4	16	134	1.1	5.9	6	103	.4	6.3	8	96	.5	3.7		
TSA	56	360			60	223			47	279			8	159			22	201				
WDNC																						
METRO	5	26	.3	1.2	1	16	.1	.4	1	18	.1	.4	3	22	.2	3.2	4	40	.3	1.8		
TSA	5	26			1	16			1	18			3	22			4	40				
WDUR																						
METRO	19	58	1.3	4.7	12	47	.8	4.2	6	42	.4	2.2		27			7	64	.5	3.2		
TSA	19	58			12	47			6	42				27			7	64				
WFXC																						
METRO	5	70	.3	1.2	3	35	.2	1.1	4	68	.3	1.5	3	42	.2	3.2	2	35	.1	.9		
TSA	6	85			4	50			7	91			4	50			7	52				
WKIX																						
METRO	5	41	.3	1.2	5	33	.3	1.8	5	57	.3	1.8	3	33	.2	3.2	1	24	.1	.5		
TSA	6	54			8	39			6	70			3	33			1	24				
WLLS																						
METRO	6	44	.4	1.5	7	36	.5	2.5	1	11	.1	.4		5			7	41	.5	3.2		
TSA	6	53			7	36			1	11				5			8	48				
WPJL																						
METRO	5	49	.3	1.2	2	30	.1	.7	5	39	.3	1.8	1	4	.1	1.1	2	13	.1	.9		
TSA	5	49			2	30			5	39			1	4			2	13				
WPTF																						
METRO	26	108	1.7	6.4	6	53	.4	2.1	8	66	.5	2.9	6	44	.4	6.3	3	34	.2	1.4		
TSA	37	150			18	94			19	119			7	54			4	57				
WQDR																						
METRO	52	208	3.4	12.9	34	181	2.2	11.9	38	191	2.5	14.0	17	130	1.1	17.9	27	178	1.8	12.4		
TSA	113	470			92	423			73	470			31	298			56	399				
WQOK																						
METRO	26	127	1.7	6.4	17	110	1.1	6.0	23	131	1.5	8.5	14	105	.9	14.7	23	121	1.5	10.6		
TSA	53	241			42	195			56	253			31	186			47	247				
WRAL																						
METRO	81	331	5.3	20.0	56	250	3.7	19.6	38	248	2.5	14.0	7	107	.5	7.4	27	176	1.8	12.4		
TSA	248	1002			181	731			130	834			22	323			85	599				
WRDU																						
METRO	19	135	1.3	4.7	15	124	1.0	5.3	15	129	1.0	5.5	6	95	.4	6.3	10	104	.7	4.6		
TSA	32	248			29	208			31	213			10	132			22	178				
WSRC																						
METRO	4	24	.3	1.0	2	17	.1	.7	*	8	.23	.4	2.2					*	6	.36	.4	2.8
TSA	4	33			2	26			8	32							6	36				
WTIK																						
METRO	6	6	.4	1.5	6	13	.4	2.1	6	6	.4	2.2	4	12	.3	4.2	4	16	.3	1.8		
TSA	6	6			6	13			6	6			4	12			4	16				
WTRG																						
METRO	15	140	1.0	3.7	8	111	.5	2.8	15	138	1.0	5.5	5	67	.3	5.3	15	115	1.0	6.9		
TSA	27	231			20	230			29	240			6	102			24	232				
WYLT																						
METRO	29	157	1.9	7.2	30	160	2.0	10.5	22	144	1.5	8.1	2	49	.1	2.1	18	110	1.2	8.3		
TSA	43	251			45	294			36	282			7	128			29	174				
WYRN																						
METRO	4	28	.3	1.0	1	17	.1	.4	*	5							*					
TSA	4	28			1	17			5	5												
WZZU																						
METRO	16	124	1.1	4.0	6	75	.4	2.1	8	112	.5	2.9	3	59	.2	3.2	4	67	.3	1.8		
TSA	18	149			8	111			14	170			6	110			5	87				
WZFX																						
METRO	1	16	.1	.2	1	20	.1	.4		10			1	10	.1	1.1	2	20	.1	.9		
TSA	45	205			24	152			38	212			11	111			10	126				
WKRR																						
METRO	3	9	.2	.7	1	4	.1	.4	1	4	.1	.4	2	12	.1	2.1	4	16	.3	1.8		
TSA	9	55			14	34			10	30			2	12			9	35				
WPCM																						
METRO	2	25	.1	.5	4	30	.3	1.4	3	25	.2	1.1	1	17	.1	1.1	2	21	.1	.9		
TSA	22	107			17	82			23	126			9	74			24	135				
METRO TOTALS	404	1319	26.6		285	1120	18.8		272	1239	17.9		95	799	6.3		217	1083	14.3			

Footnote Symbols: * Audience estimates adjusted for actual broadcast schedule. + Station(s) changed call letters since the prior survey - see Page 5B.

Target Audience

WOMEN 25-54

	SATURDAY 6AM-10AM				SATURDAY 10AM-3PM				SATURDAY 3PM-7PM				SATURDAY 7PM-MID				WEEKEND 6AM-MID				
	AQH (00)	CUME (00)	AQH RTG	AQH SHR	AQH (00)	CUME (00)	AQH RTG	AQH SHR	AQH (00)	CUME (00)	AQH RTG	AQH SHR	AQH (00)	CUME (00)	AQH RTG	AQH SHR	AQH (00)	CUME (00)	AQH RTG	AQH SHR	
WAUG																					
METRO	*				1	4	.1	.3	2	4	.1	1.0					*	8			
TSA					1	4			2	4								8			
WAZZ																					
METRO					1	6	.1	.3		6							1	6	.1	.6	
TSA					1	6				6							1	6			
WCHL																					
METRO	1	3	.1	.5	5	12	.3	1.7	1	9	.1	.5		5			1	26	.1	.6	
TSA	1	3			5	12			1	9				5			1	26			
WDCG																					
METRO	3	17	.2	1.5	13	56	.9	4.4	7	36	.5	3.4	4	24	.3	3.7	6	125	.4	3.4	
TSA	8	37			17	78			11	61			8	48			14	239			
WDNC																					
METRO	3	11	.2	1.5	6	22	.4	2.0	2	6	.1	1.0	1	9	.1	.9	3	57	.2	1.7	
TSA	3	11			6	22			10	18			1	9			4	70			
WDUR																					
METRO	3	21	.2	1.5	2	17	.1	.7	2	5	.1	1.0					5	75	.3	2.8	
TSA	3	21			2	17			2	5							5	75			
WFXC																					
METRO	6	24	.4	3.0	6	23	.4	2.0	1	6	.1	.5	2	10	.1	1.9	3	58	.2	1.7	
TSA	6	24			6	23			9	14			2	10			6	83			
WKIX																					
METRO	1	6	.1	.5	3	21	.2	1.0	1	6	.1	.5	1	6	.1	.9	1	24	.1	.6	
TSA	1	6			3	21			1	6			1	6			1	32			
WLLE																					
METRO	2	13	.1	1.0	4	15	.3	1.4	11	15	.7	5.4					5	69	.3	2.8	
TSA	2	13			4	15			11	15							6	76			
WPJL																					
METRO	3	4	.2	1.5	2	7	.1	.7	6	10	.4	3.0	3	10	.2	2.8	1	19	.1	.6	
TSA	3	4			2	7			6	10			3	10			1	19			
WPTF																					
METRO	14	33	.9	7.1	5	7	.3	1.7	2	7	.1	1.0	5	16	.3	4.7	5	74	.3	2.8	
TSA	33	65			7	30			5	30			15	41			9	138			
WQDR																					
METRO	35	88	2.3	17.7	51	116	3.4	17.2	20	59	1.3	9.9	18	62	1.2	16.8	24	234	1.6	13.6	
TSA	61	190			95	273			46	131			37	148			49	524			
WQOK																					
METRO	6	22	.4	3.0	41	96	2.7	13.9	35	77	2.3	17.2	13	53	.9	12.1	16	135	1.1	9.1	
TSA	22	71			92	203			74	140			29	83			33	261			
WRAL																					
METRO	36	84	2.4	18.2	30	92	2.0	10.1	33	93	2.2	16.3	14	59	.9	13.1	23	234	1.5	13.1	
TSA	73	209			120	376			78	278			41	193			66	731			
WRDU																					
METRO	9	23	.6	4.5	9	34	.6	3.0	15	46	1.0	7.4	11	32	.7	10.3	9	138	.6	5.1	
TSA	10	32			25	66			30	101			16	61			16	212			
WSRC																					
METRO	9	20	.6	4.5	14	31	.9	4.7	*	1	6	.1	.5				*	8	40	.5	4.5
TSA	9	20			14	31			1	6							8	40			
WTIK																					
METRO	3	6	.2	1.5	6	6	.4	2.0	3	16	.2	1.5	3	6	.2	2.8	4	16	.3	2.3	
TSA	3	6			6	6			3	16			3	6			4	16			
WTRG																					
METRO	6	31	.4	3.0	24	70	1.6	8.1	11	40	.7	5.4	2	8	.1	1.9	9	130	.6	5.1	
TSA	14	66			36	106			25	107			4	17			16	271			
WYLT																					
METRO	16	38	1.1	8.1	20	66	1.3	6.8	11	36	.7	5.4	7	29	.5	6.5	14	141	.9	8.0	
TSA	33	75			32	100			22	65			12	50			23	219			
WYRN																					
METRO	1	6	.1	.5					*								*	1	12	.1	.6
TSA	1	6															1	12			
WZZU																					
METRO	2	10	.1	1.0	3	20	.2	1.0	1	16	.1	.5	4	12	.3	3.7	3	80	.2	1.7	
TSA	5	30			4	40			1	16			4	12			4	110			
WZFX																					
METRO	2	10	.1	1.0	2	4	.1	.7	5	8	.3	2.5	3	8	.2	2.8	2	24	.1	1.1	
TSA	17	37			11	34			17	55			28	59			14	206			
WKRR																					
METRO	1	4	.1	.5	3	8	.2	1.0	5	9	.3	2.5	2	7	.1	1.9	3	18	.2	1.7	
TSA	6	31			14	28			11	29			2	7			6	57			
WPCM																					
METRO	1	13	.1	.5	3	11	.2	1.0	3	13	.2	1.5		10			1	21	.1	.6	
TSA	11	71			29	73			32	98			6	36			17	135			
METRO TOTALS	198	553	13.1		296	757	19.5		203	551	13.4		107	392	7.1		176	1218	11.6		

Target Audience

Footnote Symbols: * Audience estimates adjusted for actual broadcast schedule. + Station(s) changed call letters since the prior survey - see Page 5B.

Target Audience

WOMEN 25-54

	SUNDAY 10AM-3PM				SUNDAY 3PM-7PM				MONDAY-FRIDAY 6AM-7PM				MONDAY-FRIDAY COMBINED DRIVE				MONDAY-SUNDAY 6AM-MID							
	AQH (00)	CUME (00)	AQH RTG	AQH SHR	AQH (00)	CUME (00)	AQH RTG	AQH SHR	AQH (00)	CUME (00)	AQH RTG	AQH SHR	AQH (00)	CUME (00)	AQH RTG	AQH SHR	AQH (00)	CUME (00)	AQH RTG	AQH SHR				
WAUG																								
METRO								*	1	14	.1	.3	*	1	10	.1	.3	*	1	14	.1	.4		
TSA									1	14				1	10				1	14				
WAZZ																								
METRO	2	6	.1	1.1	2	6	.1	1.2	1	15	.1	.3	2	15	.1	.6	1	15	.1	.4				
TSA	2	6			2	6			2	29			3	29			1	29						
WCHL																								
METRO					1	5	.1	.6	1	34	.1	.3	2	34	.1	.6	1	51	.1	.4				
TSA					1	5			1	34			2	34			1	51						
WDCG																								
METRO	5	35	.3	2.7	10	40	.7	6.0	22	221	1.5	6.9	22	200	1.5	6.4	14	266	.9	6.0				
TSA	31	94			28	76			55	443			51	422			33	498						
WDNC																								
METRO	5	19	.3	2.7	2	13	.1	1.2	3	37	.2	.9	4	33	.3	1.2	3	82	.2	1.3				
TSA	5	19			2	13			3	37			4	33			3	94						
WDUR																								
METRO	19	64	1.3	10.2	7	22	.5	4.2	12	63	.8	3.8	13	63	.9	3.8	8	81	.5	3.4				
TSA	19	64			7	22			12	63			13	63			8	81						
WFXC																								
METRO	1	6	.1	.5	1	6	.1	.6	4	130	.3	1.3	5	110	.3	1.5	3	149	.2	1.3				
TSA	9	14			4	15			6	153			7	133			5	179						
WKIX																								
METRO	1	13	.1	.5	2	10	.1	1.2	5	68	.3	1.6	5	65	.3	1.5	4	83	.3	1.7				
TSA	1	13			2	10			6	81			6	78			5	104						
WLLE																								
METRO	10	25	.7	5.4	5	11	.3	3.0	4	54	.3	1.3	2	44	.1	.6	3	79	.2	1.3				
TSA	12	32			5	11			4	63			2	53			4	95						
WPJL																								
METRO		4							4	54	.3	1.3	4	54	.3	1.2	3	65	.2	1.3				
TSA		4							4	54			4	54			3	65						
WPTF																								
METRO	2	14	.1	1.1	4	14	.3	2.4	14	138	.9	4.4	18	123	1.2	5.2	9	160	.6	3.8				
TSA	2	14			4	14			24	230			28	206			17	276						
WQDR																								
METRO	21	53	1.4	11.3	11	29	.7	6.6	41	252	2.7	12.9	45	227	3.0	13.1	31	319	2.0	13.2				
TSA	48	140			28	94			94	606			93	571			69	727						
WQOK																								
METRO	1	4	.1	.5	12	47	.8	7.2	21	155	1.4	6.6	25	149	1.6	7.3	19	171	1.3	8.1				
TSA	5	24			15	58			50	294			55	288			42	346						
WRAL																								
METRO	23	84	1.5	12.4	20	63	1.3	12.0	58	415	3.8	18.3	59	384	3.9	17.2	39	457	2.6	16.7				
TSA	72	234			66	207			186	1282			189	1172			119	1394						
WRDU																								
METRO	10	39	.7	5.4	10	46	.7	6.0	17	196	1.1	5.4	18	186	1.2	5.2	12	217	.8	5.1				
TSA	20	65			12	58			31	326			31	303			23	350						
WSRC																								
METRO	3	16	.2	1.6	*	2	7	.1	1.2	*	3	34	.2	.9	*	5	34	.3	1.5	*	5	61	.3	2.1
TSA	3	16			2	7			4	43			6	43			5	70						
WTIK																								
METRO	3	6	.2	1.6	6	6	.4	3.6	6	13	.4	1.9	6	6	.4	1.7	5	24	.3	2.1				
TSA	3	6			6	6			6	13			6	6			5	24						
WTRG																								
METRO	9	43	.6	4.8	11	33	.7	6.6	12	214	.8	3.8	15	189	1.0	4.4	10	251	.7	4.3				
TSA	12	83			20	54			25	399			29	327			20	502						
WYLT																								
METRO	27	82	1.8	14.5	12	25	.8	7.2	27	221	1.8	8.5	26	202	1.7	7.6	19	256	1.3	8.1				
TSA	32	103			23	67			41	406			41	353			30	458						
WYRN																								
METRO					*				*	2	34	.1	.6	*	3	28	.2	.9	*	2	34	.1	.9	
TSA										2	34				3	28				2	34			
WZZU																								
METRO	9	35	.6	4.8	4	18	.3	2.4	10	158	.7	3.2	12	150	.8	3.5	7	199	.5	3.0				
TSA	9	35			4	18			13	226			16	208			9	321						
WZFX																								
METRO	1	12	.1	.5					1	31	.1	.3	1	20	.1	.3	1	35	.1	.4				
TSA	1	12			11	42			34	266			41	254			23	307						
WKRR																								
METRO	1	4	.1	.5	5	13	.3	3.0	2	9	.1	.6	2	9	.1	.6	2	27	.1	.9				
TSA	3	16			5	13			11	65			9	65			8	95						
WPCM																								
METRO	1	4	.1	.5	1	9	.1	.6	4	36	.3	1.3	3	28	.2	.9	2	36	.1	.9				
TSA	18	31			21	69			20	166			22	139			17	184						
METRO TOTALS	186	608	12.3		167	476	11.0		317	1428	20.9		343	1399	22.6		234	1458	15.4					

Footnote Symbols: * Audience estimates adjusted for actual broadcast schedule. + Station(s) changed call letters since the prior survey - see Page 58.

ARBITRON RATINGS

Target Audience

WOMEN 35-64

	MONDAY-FRIDAY 6AM-10AM				MONDAY-FRIDAY 10AM-3PM				MONDAY-FRIDAY 3PM-7PM				MONDAY-FRIDAY 7PM-MID				WEEKEND 10AM-7PM			
	AQH (00)	CUME (00)	AQH RTG	AQH SHR	AQH (00)	CUME (00)	AQH RTG	AQH SHR	AQH (00)	CUME (00)	AQH RTG	AQH SHR	AQH (00)	CUME (00)	AQH RTG	AQH SHR	AQH (00)	CUME (00)	AQH RTG	AQH SHR
WAUG	* 1	4	.1	.3	1	8	.1	.5	1	4	.1	.6	* 1	4	.1	1.4	1	8	.1	.7
METRO	1	4			1	8			1	4			1	4			1	8		
TSA																				
WAZZ	3	24	.3	1.0	3	23	.3	1.4	2	24	.2	1.1		6			2	19	.2	1.4
METRO	3	31			5	30			5	31				6			2	19		
TSA														6			2	19		
WCHL	2	29	.2	.7		9			1	13	.1	.6	1	19	.1	1.4	1	14	.1	.7
METRO	2	29				9			1	13			1	19			1	14		
TSA														19			1	14		
WDCG	11	70	1.0	3.7	12	56	1.1	5.7	6	52	.6	3.3	2	29	.2	2.7	1	23	.1	.7
METRO	25	192			25	107			22	129			2	46			10	91		
TSA														46				91		
WDNC	14	62	1.3	4.8	3	39	.3	1.4	5	46	.5	2.8	6	32	.6	8.1	5	54	.5	3.4
METRO	14	62			3	39			5	46			6	32			5	54		
TSA														32			7	66		
WDUR	26	59	2.4	8.8	15	49	1.4	7.2	6	37	.6	3.3	3	21	.3	4.1	6	52	.6	4.1
METRO	26	59			15	49			6	37			3	21			6	52		
TSA														21			6	52		
WFXC	2	26	.2	.7	2	14	.2	1.0	1	12	.1	.6	1	15	.1	1.4				
METRO	3	41			3	29			4	35			2	23			5	17		
TSA														23				17		
WKIX	2	25	.2	.7	2	12	.2	1.0	2	38	.2	1.1	3	26	.3	4.1	1	17	.1	.7
METRO	3	38			5	18			6	63			4	32			5	32		
TSA														32				32		
WLLE	5	38	.5	1.7	5	24	.5	2.4		5				5			3	18	.3	2.1
METRO	6	52			7	29				5				5			4	25		
TSA														5				25		
WPJL	6	51	.6	2.0	2	27	.2	1.0	4	32	.4	2.2	1	8	.1	1.4	2	17	.2	1.4
METRO	6	51			2	27			4	32			1	8			2	17		
TSA														8			2	17		
WPTF	35	150	3.2	11.9	8	92	.7	3.8	10	102	.9	5.6	15	85	1.4	20.3	7	78	.6	4.8
METRO	56	230			26	157			22	162			17	100			11	131		
TSA														100				131		
WQDR	39	137	3.6	13.3	29	134	2.7	13.9	25	134	2.3	13.9	11	65	1.0	14.9	19	125	1.7	13.0
METRO	74	295			69	300			51	341			19	166			36	284		
TSA														166				284		
WQOK	6	36	.6	2.0	3	24	.3	1.4	9	42	.8	5.0	5	27	.5	6.8	7	33	.6	4.8
METRO	23	101			20	80			31	113			19	83			24	101		
TSA														83				101		
WRAL	57	205	5.2	19.4	40	149	3.7	19.1	26	159	2.4	14.4	4	72	.4	5.4	19	120	1.7	13.0
METRO	162	663			126	500			95	566			18	253			63	407		
TSA														253				407		
WRDU	1	14	.1	.3		10				10				4				10		
METRO	5	54			1	21			2	28				4			2	30		
TSA														4				30		
WSRC	4	25	.4	1.4	3	24	.3	1.4	* 6	17	.6	3.3					* 6	36	.6	4.1
METRO	4	34			3	33			8	26							7	41		
TSA																		41		
WTIK	7	9	.6	2.4	6	18	.6	2.9	6	11	.6	3.3	4	12	.4	5.4	4	16	.4	2.7
METRO	7	9			6	18			6	11			4	12			4	16		
TSA														12			4	16		
WTRG	3	40	.3	1.0	3	33	.3	1.4	8	54	.7	4.4	1	14	.1	1.4	9	59	.8	6.2
METRO	8	85			11	80			16	105			1	26			13	107		
TSA														26				107		
WYLT	24	118	2.2	8.2	32	150	2.9	15.3	20	124	1.8	11.1	4	43	.4	5.4	16	110	1.5	11.0
METRO	36	193			45	213			32	200			8	73			22	131		
TSA														73				131		
WYRN	6	28	.6	2.0	1	6	.1	.5	* 2	11	.2	1.1					* 1	6	.1	.7
METRO	6	28			1	6			2	11							1	6		
TSA																		6		
WZZU	6	53	.6	2.0		9			3	42	.3	1.7	1	27	.1	1.4		10		
METRO	6	59				14			3	54			2	59			1	30		
TSA														59				30		
WZFX	1	4	.1	.3	1	8	.1	.5		4			1	4	.1	1.4	2	8	.2	1.4
METRO	14	73			1	26			14	103			2	30			9	81		
TSA														30				81		
WKRR					4	10			4	15				13			2	13	.2	1.4
METRO														13			4	25		
TSA														13				25		
WPCM	1	16	.1	.3	5	26	.5	2.4	2	17	.2	1.1	1	17	.1	1.4	2	20	.2	1.4
METRO	14	97			15	75			22	114			6	68			26	129		
TSA														68				129		
METRO TOTALS	294	935	27.0		209	764	19.2		180	854	16.5		74	510	6.8		146	758	13.4	

Footnote Symbols: * Audience estimates adjusted for actual broadcast schedule. + Station(s) changed call letters since the prior survey - see Page 5B.

Target Audience

WOMEN 35-64

	SATURDAY 6AM-10AM				SATURDAY 10AM-3PM				SATURDAY 3PM-7PM				SATURDAY 7PM-MID				WEEKEND 6AM-MID				
	AQH (00)	CUME (00)	AQH RTG	AQH SHR	AQH (00)	CUME (00)	AQH RTG	AQH SHR	AQH (00)	CUME (00)	AQH RTG	AQH SHR	AQH (00)	CUME (00)	AQH RTG	AQH SHR	AQH (00)	CUME (00)	AQH RTG	AQH SHR	
WAUG	*				1	4	.1	.5	2	4	.2	1.4					*	8			
METRO					1	4			2	4								8			
TSA					1	4			2	4								8			
WAZZ																					
METRO	1	4	.1	.6	2	10	.2	1.0	1	10	.1	.7	1	4	.1	1.6	2	23	.2	1.6	
TSA	1	4			2	10			1	10			1	4			2	23			
WCHL																					
METRO					3	9	.3	1.5	1	9	.1	.7					1	22	.1	.8	
TSA					3	9			1	9							1	22			
WDCG																					
METRO		3			3	12	.3	1.5	1	6	.1	.7	1	4	.1	1.6	1	38	.1	.8	
TSA	4	16			3	12			4	29			4	18			6	114			
WDNC																					
METRO	13	31	1.2	7.3	10	36	.9	4.9	3	9	.3	2.1	2	13	.2	3.2	7	90	.6	5.5	
TSA	13	31			10	36			11	21			2	13			8	103			
WDUR																					
METRO	3	15	.3	1.7	2	12	.2	1.0	4	12	.4	2.7					5	70	.5	3.9	
TSA	3	15			2	12			4	12							5	70			
WFXC																					
METRO	4	14	.4	2.2														14			
TSA	4	14							8	8							3	39			
WKIX																					
METRO	1	6	.1	.6	3	14	.3	1.5	1	6	.1	.7	1	6	.1	1.6	1	17	.1	.8	
TSA	1	6			15	29			4	13			1	6			3	32			
WLLE																					
METRO	3	14	.3	1.7	3	9	.3	1.5	6	9	.6	4.1					3	47	.3	2.3	
TSA	5	19			3	9			6	9							4	59			
WPJL																					
METRO	3	4	.3	1.7	3	11	.3	1.5	6	10	.6	4.1	2	4	.2	3.2	1	32	.1	.8	
TSA	3	4			3	11			6	10			2	4			1	32			
WPTF																					
METRO	24	56	2.2	13.4	9	31	.8	4.4	13	26	1.2	8.9	11	31	1.0	17.7	11	119	1.0	8.6	
TSA	48	101			16	69			19	70			24	69			18	231			
WQDR																					
METRO	25	52	2.3	14.0	31	70	2.8	15.0	15	42	1.4	10.3	13	42	1.2	21.0	17	164	1.6	13.3	
TSA	41	115			61	181			26	81			18	62			30	353			
WQOK																					
METRO	1	5	.1	.6	12	23	1.1	5.8	10	19	.9	6.8	6	23	.6	9.7	5	41	.5	3.9	
TSA	13	37			44	72			40	66			20	45			18	109			
WRAL																					
METRO	26	59	2.4	14.5	23	69	2.1	11.2	24	63	2.2	16.4	8	34	.7	12.9	16	155	1.5	12.5	
TSA	59	177			95	266			50	162			29	107			50	521			
WRDU																					
METRO					1	4	.1	.5										14			
TSA	1	9			1	4			1	9							1	45			
WSRC																					
METRO	8	20	.7	4.5	16	31	1.5	7.8	*	1	6	.1	.7				*	8	40	.7	6.3
TSA	8	20			16	31			1	6							8	45			
WTIK																					
METRO	4	9	.4	2.2	6	6	.6	2.9	3	16	.3	2.1	3	6	.3	4.8	4	18	.4	3.1	
TSA	4	9			6	6			3	16			3	6			4	18			
WTRG																					
METRO	5	24	.5	2.8	17	41	1.6	8.3	9	29	.8	6.2	1	4	.1	1.6	5	59	.5	3.9	
TSA	16	54			27	68			12	41			1	4			9	123			
WYLT																					
METRO	16	31	1.5	8.9	19	62	1.7	9.2	12	38	1.1	8.2	5	28	.5	8.1	12	125	1.1	9.4	
TSA	31	57			28	84			19	47			10	49			18	161			
WYRN																					
METRO	2	6	.2	1.1	3	6	.3	1.5	*								*	2	12	.2	1.6
TSA	2	6			3	6											2	12			
WZZU																					
METRO						5												10			
TSA	3	20			1	25											1	40			
WZFX																					
METRO	1	4	.1	.6	2	4	.2	1.0	5	8	.5	3.4	1	4	.1	1.6	1	8	.1	.8	
TSA	16	31			11	34			21	52			6	12			8	94			
WKRR																					
METRO						4			4	10	.4	2.7						1	13	.1	.8
TSA					3	16			7	22								2	25		
WPCM																					
METRO	1	8	.1	.6	4	15	.4	1.9	3	13	.3	2.1		5			1	20	.1	.8	
TSA	12	64			31	64			34	77			3	23			17	129			
METRO TOTALS	179	447	16.5		206	520	18.9		146	380	13.4		62	245	5.7		128	856	11.8		

Footnote Symbols: * Audience estimates adjusted for actual broadcast schedule. + Station(s) changed call letters since the prior survey - see Page 5B.

Target Audience

WOMEN 35-64

	SUNDAY 10AM-3PM				SUNDAY 3PM-7PM				MONDAY-FRIDAY 6AM-7PM				MONDAY-FRIDAY COMBINED DRIVE				MONDAY-SUNDAY 6AM-MID			
	AQH (00)	CUME (00)	AQH RTG	AQH SHR	AQH (00)	CUME (00)	AQH RTG	AQH SHR	AQH (00)	CUME (00)	AQH RTG	AQH SHR	AQH (00)	CUME (00)	AQH RTG	AQH SHR	AQH (00)	CUME (00)	AQH RTG	AQH SHR
WAUG																				
METRO								* 1	8	.1	.4	* 1	4	.1	.4	* 1	8	.1	.6	
TSA								1	8			1	4			1	8			
WAZZ																				
METRO	3	15	.3	2.3	4	10	.4	3.9	2	32	.2	.9	3	24	.3	1.2	2	36	.2	1.2
TSA	3	15			4	10			3	46			4	38			2	50		
WCHL																				
METRO					1	5	.1	1.0	1	29	.1	.4	2	29	.2	.8	1	46	.1	.6
TSA					1	5			1	29			2	29			1	46		
WDCG																				
METRO	1	10	.1	.8	1	5	.1	1.0	10	96	.9	4.4	9	82	.8	3.7	5	107	.5	2.9
TSA	14	41			19	41			24	240			24	218			14	260		
WDNC																				
METRO	5	21	.5	3.9	3	13	.3	2.9	8	86	.7	3.5	10	77	.9	4.1	7	133	.6	4.1
TSA	5	21			3	13			8	86			10	77			7	145		
WDUR																				
METRO	15	52	1.4	11.7	5	28	.5	4.9	16	64	1.5	7.0	16	64	1.5	6.6	10	70	.9	5.9
TSA	15	52			5	28			16	64			16	64			10	70		
WFXC																				
METRO									2	39	.2	.9	2	34	.2	.8	1	48	.1	.6
TSA	8	8			3	9			4	62			4	57			3	78		
WKIX																				
METRO	1	9	.1	.8	1	6	.1	1.0	2	45	.2	.9	2	45	.2	.8	2	64	.2	1.2
TSA	1	9			1	6			4	69			5	69			4	102		
WLLE																				
METRO	5	8	.5	3.9					3	43	.3	1.3	1	38	.1	.4	2	56	.2	1.2
TSA	7	15							4	57			2	52			4	78		
WPJL																				
METRO		4							5	56	.5	2.2	5	51	.5	2.1	3	66	.3	1.8
TSA		4							5	56			5	51			3	66		
WPTF																				
METRO	3	28	.3	2.3	6	25	.6	5.8	18	202	1.7	7.9	24	180	2.2	9.9	15	219	1.4	8.8
TSA	5	34			6	25			33	340			39	301			26	391		
WQDR																				
METRO	15	42	1.4	11.7	13	24	1.2	12.6	31	186	2.8	13.6	32	159	2.9	13.2	23	231	2.1	13.5
TSA	30	107			22	61			66	410			63	384			47	523		
WQOK																				
METRO	1	4	.1	.8	3	14	.3	2.9	5	52	.5	2.2	8	46	.7	3.3	6	52	.6	3.5
TSA	5	24			6	25			24	132			28	126			22	155		
WRAL																				
METRO	17	62	1.6	13.3	11	44	1.0	10.7	41	244	3.8	18.0	41	230	3.8	16.9	27	275	2.5	15.9
TSA	53	165			48	138			128	853			129	760			84	950		
WRDU																				
METRO						6			1	19	.1	.4	1	19	.1	.4		23		
TSA	5	11			6				3	59			3	59			2	63		
WSRC																				
METRO	3	16	.3	2.3	* 2	7	.2	1.9	* 4	42	.4	1.8	* 5	35	.5	2.1	* 6	63	.6	3.5
TSA	4	21			4	12			5	51			6	44			6	78		
WTIK																				
METRO	3	6	.3	2.3	6	6	.6	5.8	6	20	.6	2.6	6	13	.6	2.5	5	26	.5	2.9
TSA	3	6			6	6			6	20			6	13			5	26		
WTRG																				
METRO	2	11	.2	1.6	6	18	.6	5.8	4	59	.4	1.8	6	59	.6	2.5	4	79	.4	2.4
TSA	4	38			7	24			12	134			13	128			10	180		
WYLT																				
METRO	21	67	1.9	16.4	11	32	1.0	10.7	26	180	2.4	11.4	23	155	2.1	9.5	18	194	1.7	10.6
TSA	24	76			13	40			38	285			35	245			27	305		
WYRN																				
METRO					*				* 3	28	.3	1.3	* 5	28	.5	2.1	* 3	28	.3	1.8
TSA									3	28			5	28			3	28		
WZZU																				
METRO	1	6	.1	.8					3	63	.3	1.3	4	63	.4	1.6	2	76	.2	1.2
TSA	1	6							3	80			4	80			2	146		
WZFX																				
METRO									1	8	.1	.4	1	8	.1	.4	1	8	.1	.6
TSA					4	16			9	124			13	124			6	149		
WKRR																				
METRO					3	5	.3	2.9		5				5				17		
TSA	2	12			3	5			3	15			2	15			2	39		
WPCM																				
METRO	1	4	.1	.8	1	4	.1	1.0	3	33	.3	1.3	2	20	.2	.8	2	33	.2	1.2
TSA	21	30			21	57			16	152			18	127			15	179		
METRO TOTALS	128	421	11.8		103	320	9.5		228	1015	21.0		243	1001	22.3		170	1033	15.6	

Target Audience

Footnote Symbols: * Audience estimates adjusted for actual broadcast schedule. + Station(s) changed call letters since the prior survey - see Page 5B.

ARBITRON RATINGS

Target Audience

WOMEN 35+

	MONDAY-FRIDAY 6AM-10AM				MONDAY-FRIDAY 10AM-3PM				MONDAY-FRIDAY 3PM-7PM				MONDAY-FRIDAY 7PM-MID				WEEKEND 10AM-7PM					
	AQH (00)	CUME (00)	AQH RTG	AQH SHR	AQH (00)	CUME (00)	AQH RTG	AQH SHR	AQH (00)	CUME (00)	AQH RTG	AQH SHR	AQH (00)	CUME (00)	AQH RTG	AQH SHR	AQH (00)	CUME (00)	AQH RTG	AQH SHR		
WAUG	*	1	4	.1	.3	1	8	.1	.4	1	4	.1	.4	*	1	4	.1	1.0	1	8	.1	.5
METRO	1	4			1	8			1	4			1	4			1	8				
TSA																						
WAZZ	3	24	.2	.8	4	29	.3	1.4	3	30	.2	1.3	6	6			3	25	.2	1.4		
METRO	6	38			8	44			10	45			6	6			5	33				
TSA																						
WCHL	2	29	.1	.5		14			1	30	.1	.4	1	24	.1	1.0	3	31	.2	1.4		
METRO	2	29				14			1	30			1	24			3	31				
TSA																						
WDCG	11	84	.7	2.9	13	70	.9	4.6	6	52	.4	2.6	2	35	.1	2.0	1	29	.1	.5		
METRO	26	214			26	121			22	129			2	52			10	97				
TSA																						
WDNC	18	100	1.2	4.7	9	80	.6	3.2	11	73	.7	4.7	14	59	.9	13.7	8	74	.5	3.8		
METRO	18	100			11	96			12	81			14	59			11	95				
TSA																						
WDUR	32	81	2.2	8.4	17	59	1.1	6.0	7	47	.5	3.0	3	32	.2	2.9	9	74	.6	4.3		
METRO	32	81			17	59			7	47			3	32			11	82				
TSA																						
WFXC	3	35	.2	.8	2	14	.1	.7	1	12	.1	.4	1	15	.1	1.0	2	9	.1	1.0		
METRO	4	50			3	29			4	35			2	23			7	26				
TSA																						
WKIX	3	38	.2	.8	3	25	.2	1.1	2	44	.1	.9	3	26	.2	2.9	1	17	.1	.5		
METRO	4	51			6	36			6	69			6	42			5	32				
TSA																						
WLLE	8	48	.5	2.1	9	44	.6	3.2	1	15	.1	.4	4	15	.3	3.9	6	38	.4	2.9		
METRO	9	62			11	68			1	15			4	15			7	45				
TSA																						
WPJL	6	55	.4	1.6	3	41	.2	1.1	4	46	.3	1.7	1	8	.1	1.0	2	21	.1	1.0		
METRO	6	55			3	41			4	46			1	8			2	21				
TSA																						
WPTF	57	240	3.9	15.0	29	182	2.0	10.3	25	177	1.7	10.6	23	134	1.6	22.5	17	132	1.1	8.1		
METRO	93	427			59	352			46	292			28	178			28	251				
TSA																						
WQDR	46	162	3.1	12.1	35	163	2.4	12.5	34	173	2.3	14.5	11	76	.7	10.8	23	143	1.6	11.0		
METRO	84	349			77	356			65	422			22	198			47	354				
TSA																						
WQOK	6	36	.4	1.6	6	41	.4	2.1	9	42	.6	3.8	5	27	.3	4.9	8	42	.5	3.8		
METRO	23	101			23	97			31	113			19	83			25	110				
TSA																						
WRAL	64	237	4.3	16.8	42	184	2.8	14.9	30	198	2.0	12.8	8	91	.5	7.8	24	152	1.6	11.4		
METRO	171	715			130	571			101	624			22	278			68	448				
TSA																						
WRDU	1	14	.1	.3		10				10				4				10				
METRO	7	65			5	32			5	47				4			2	30				
TSA																						
WSRC	11	47	.7	2.9	7	47	.5	2.5	* 11	39	.7	4.7					* 10	66	.7	4.8		
METRO	11	56			7	56			13	48							11	71				
TSA																						
WTIK	12	37	.8	3.2	6	22	.4	2.1	6	18	.4	2.6	4	23	.3	3.9	5	31	.3	2.4		
METRO	12	37			6	22			6	18			4	23			5	31				
TSA																						
WTRG	3	40	.2	.8	3	33	.2	1.1	8	61	.5	3.4	1	14	.1	1.0	9	59	.6	4.3		
METRO	9	106			14	112			16	112			2	33			13	107				
TSA																						
WYLT	30	147	2.0	7.9	41	186	2.8	14.6	25	154	1.7	10.6	4	48	.3	3.9	24	136	1.6	11.4		
METRO	42	222			54	256			37	230			8	78			30	157				
TSA																						
WYRN	14	38	.9	3.7	1	6	.1	.4	* 2	11	.1	.9					* 1	6	.1	.5		
METRO	14	38			1	6			2	11							1	6				
TSA																						
WZZU	8	67	.5	2.1	2	15	.1	.7	6	48	.4	2.6	1	34	.1	1.0	3	16	.2	1.4		
METRO	8	73			2	20			6	60			2	66			4	36				
TSA																						
WZFX	1	4	.1	.3	1	8	.1	.4		4			1	4	.1	1.0	2	8	.1	1.0		
METRO	14	73			1	26			14	103			2	30			9	81				
TSA																						
WKRR										5				13			2	17	.1	1.0		
METRO					4	10			4	15				13			4	29				
TSA																						
WPCM	1	16	.1	.3	5	26	.3	1.8	2	17	.1	.9	1	17	.1	1.0	2	27	.1	1.0		
METRO	17	114			22	97			25	131			6	79			29	153				
TSA																						
METRO TOTALS	380	1214	25.7		281	1044	19.0		235	1117	15.9		102	669	6.9		210	1061	14.2			

Footnote Symbols: * Audience estimates adjusted for actual broadcast schedule. + Station(s) changed call letters since the prior survey - see Page 58.

Target Audience

WOMEN 35+

	SATURDAY 6AM-10AM				SATURDAY 10AM-3PM				SATURDAY 3PM-7PM				SATURDAY 7PM-MID				WEEKEND 6AM-MID			
	AQH (00)	CUME (00)	AQH RTG	AQH SHR	AQH (00)	CUME (00)	AQH RTG	AQH SHR	AQH (00)	CUME (00)	AQH RTG	AQH SHR	AQH (00)	CUME (00)	AQH RTG	AQH SHR	AQH (00)	CUME (00)	AQH RTG	AQH SHR
WAUG																				
METRO	*				1	4	.1	.3	2	4	.1	.9					*		8	
TSA					1	4			2	4									8	
WAZZ																				
METRO	1	4	.1	.4	2	10	.1	.7	1	10	.1	.5	1	4	.1	1.0	3	29	.2	1.6
TSA	3	11			5	17			5	17			1	4			4	37		
WCHL																				
METRO	1	5	.1	.4	8	14	.5	2.7	2	14	.1	.9					2	39	.1	1.0
TSA	1	5			8	14			2	14							2	39		
WDCG																				
METRO		3			3	12	.2	1.0	1	6	.1	.5	2	11	.1	1.9	1	52	.1	.5
TSA	4	16			3	12			4	29			5	25			6	128		
WDNC																				
METRO	16	45	1.1	5.9	12	44	.8	4.1	12	29	.8	5.6	9	31	.6	8.7	11	136	.7	5.8
TSA	18	54			14	52			20	41			12	39			13	165		
WDUR																				
METRO	3	15	.2	1.1	2	12	.1	.7	4	12	.3	1.9					8	102	.5	4.2
TSA	3	15			5	20			6	20							9	118		
WFXC																				
METRO	9	23	.6	3.3	2	9	.1	.7	5	9	.3	2.3	2	9	.1	1.9	2	23	.1	1.0
TSA	9	23			2	9			13	17			2	9			5	48		
WKIX																				
METRO	1	6	.1	.4	3	14	.2	1.0	1	6	.1	.5	1	6	.1	1.0	1	17	.1	.5
TSA	2	12			15	29			4	13			3	16			4	47		
WLLE																				
METRO	6	24	.4	2.2	7	19	.5	2.4	6	9	.4	2.8	6	10	.4	5.8	8	67	.5	4.2
TSA	8	29			7	19			6	9			6	10			9	79		
WPJL																				
METRO	3	4	.2	1.1	3	11	.2	1.0	7	14	.5	3.3	2	4	.1	1.9	1	36	.1	.5
TSA	3	4			3	11			7	14			2	4			1	36		
WPTF																				
METRO	49	122	3.3	18.0	24	72	1.6	8.1	24	49	1.6	11.2	18	59	1.2	17.5	22	205	1.5	11.5
TSA	86	212			40	167			35	131			31	97			35	420		
WQDR																				
METRO	30	70	2.0	11.0	40	82	2.7	13.6	19	53	1.3	8.8	13	42	.9	12.6	20	189	1.4	10.5
TSA	46	133			83	207			34	120			20	76			37	445		
WQOK																				
METRO	1	5	.1	.4	12	23	.8	4.1	15	28	1.0	7.0	8	32	.5	7.8	6	50	.4	3.1
TSA	13	37			44	72			45	75			22	54			19	118		
WRAL																				
METRO	34	79	2.3	12.5	32	101	2.2	10.8	32	77	2.2	14.9	8	34	.5	7.8	20	193	1.4	10.5
TSA	67	197			104	298			58	176			29	107			54	568		
WRDU																				
METRO					1	4	.1	.3											14	
TSA	1	9			1	4			1	9							1	45		
WSRC																				
METRO	12	30	.8	4.4	22	41	1.5	7.5	* 6	26	.4	2.8					* 13	103	.9	6.8
TSA	12	30			22	41			6	26							13	108		
WTIK																				
METRO	9	27	.6	3.3	11	17	.7	3.7	3	16	.2	1.4	5	10	.3	4.9	6	44	.4	3.1
TSA	9	27			11	17			3	16			5	10			6	44		
WTRG																				
METRO	5	24	.3	1.8	17	41	1.1	5.8	9	29	.6	4.2	1	4	.1	1.0	5	59	.3	2.6
TSA	16	54			27	68			12	41			1	4			9	123		
WYLT																				
METRO	23	43	1.6	8.5	31	76	2.1	10.5	17	52	1.1	7.9	5	28	.3	4.9	18	156	1.2	9.4
TSA	38	69			40	98			24	61			10	49			24	192		
WYRN																				
METRO	7	16	.5	2.6	3	6	.2	1.0	*								* 3	22	.2	1.6
TSA	7	16			3	6											3	22		
WZZU																				
METRO	1	6	.1	.4	6	11	.4	2.0	5	6	.3	2.3					2	16	.1	1.0
TSA	4	26			7	31			5	6							3	46		
WZFX																				
METRO	1	4	.1	.4	2	4	.1	.7	5	8	.3	2.3	1	4	.1	1.0	1	8	.1	.5
TSA	16	31			11	34			21	52			6	12			8	94		
WKRR																				
METRO						4			4	10	.3	1.9					1	17	.1	.5
TSA					3	15			7	22							2	29		
WPCM																				
METRO	1	8	.1	.4	4	15	.3	1.4	5	20	.3	2.3	1	12	.1	1.0	1	27	.1	.5
TSA	13	70			35	75			41	95			4	36			19	153		
METRO TOTALS	272	678	18.4		295	696	19.9		215	537	14.5		103	348	7.0		191	1200	12.9	

Target Audience

Footnote Symbols: * Audience estimates adjusted for actual broadcast schedule. + Station(s) changed call letters since the prior survey - see Page 5B.

Target Audience

WOMEN 35+

	SUNDAY 10AM-3PM				SUNDAY 3PM-7PM				MONDAY-FRIDAY 6AM-7PM				MONDAY-FRIDAY COMBINED DRIVE				MONDAY-SUNDAY 6AM-MID							
	AQH (00)	CUME (00)	AQH RTG	AQH SHR	AQH (00)	CUME (00)	AQH RTG	AQH SHR	AQH (00)	CUME (00)	AQH RTG	AQH SHR	AQH (00)	CUME (00)	AQH RTG	AQH SHR	AQH (00)	CUME (00)	AQH RTG	AQH SHR				
WAUG																								
METRO								*	1	8	.1	.3	*	1	4	.1	.3	*	1	8	.1	.4		
TSA									1	8				1	4				1	8				
WAZZ																								
METRO	7	21	.5	3.6	4	10	.3	2.9	3	38	.2	1.0	4	30	.3	1.3	2	42	.1	.9				
TSA	7	21			4	10			7	60			8	52			4	64						
WCHL																								
METRO					2	16	.1	1.4	1	46	.1	.3	2	46	.1	.6	1	68	.1	.4				
TSA					2	16			1	46			2	46			1	68						
WDCG																								
METRO	2	16	.1	1.0	1	5	.1	.7	10	110	.7	3.3	9	96	.6	2.8	5	121	.3	2.1				
TSA	15	47			19	41			24	262			24	240			14	282						
WDNC																								
METRO	5	25	.3	2.5	5	17	.3	3.6	13	139	.9	4.3	15	123	1.0	4.7	13	196	.9	5.6				
TSA	6	33			5	17			14	155			15	131			13	224						
WDUR																								
METRO	21	74	1.4	10.7	13	38	.9	9.4	19	86	1.3	6.4	20	86	1.4	6.3	12	102	.8	5.2				
TSA	21	74			13	38			19	86			20	86			13	118						
WFXC																								
METRO	2	9	.1	1.0					2	48	.1	.7	3	43	.2	.9	2	57	.1	.9				
TSA	10	17			3	9			4	71			5	66			4	87						
WKIX																								
METRO	1	9	.1	.5	1	6	.1	.7	3	58	.2	1.0	3	58	.2	.9	2	77	.1	.9				
TSA	1	9			1	6			5	87			6	82			5	130						
WLLE																								
METRO	13	28	.9	6.6					6	63	.4	2.0	3	48	.2	.9	6	76	.4	2.6				
TSA	15	35							7	96			4	62			8	117						
WPJL																								
METRO		4							5	70	.3	1.7	5	65	.3	1.6	3	80	.2	1.3				
TSA		4							5	70			5	65			3	80						
WPTF																								
METRO	14	47	.9	7.1	7	30	.5	5.1	37	318	2.5	12.4	42	287	2.8	13.2	30	350	2.0	12.9				
TSA	26	90			10	40			64	642			70	552			49	718						
WQDR																								
METRO	18	47	1.2	9.1	15	30	1.0	10.9	38	232	2.6	12.7	40	205	2.7	12.6	28	277	1.9	12.0				
TSA	39	122			24	67			76	526			75	487			55	649						
WQOK																								
METRO	1	4	.1	.5	3	14	.2	2.2	6	69	.4	2.0	8	46	.5	2.5	7	78	.5	3.0				
TSA	5	24			6	25			25	149			28	126			23	181						
WRAL																								
METRO	19	68	1.3	9.6	11	44	.7	8.0	45	304	3.0	15.1	46	286	3.1	14.5	31	342	2.1	13.3				
TSA	56	180			48	138			135	963			137	848			89	1076						
WRDU																								
METRO						6			1	19	.1	.3	1	19	.1	.3		23						
TSA	5	11			6	6			6	89			5	89			4	93						
WSRC																								
METRO	5	26	.3	2.5	*	4	17	.3	2.9	*	9	85	.6	3.0	*	11	67	.7	3.5	*	11	136	.7	4.7
TSA	6	31			6	22			10	94			12	76			11	151						
WTIK																								
METRO	3	6	.2	1.5	7	10	.5	5.1	8	56	.5	2.7	9	49	.6	2.8	7	70	.5	3.0				
TSA	3	6			7	10			8	56			9	49			7	70						
WTRG																								
METRO	2	11	.1	1.0	6	18	.4	4.3	4	66	.3	1.3	6	66	.4	1.9	4	86	.3	1.7				
TSA	4	38			7	24			13	173			13	156			11	226						
WYLT																								
METRO	29	81	2.0	14.7	17	52	1.1	12.3	33	221	2.2	11.0	29	190	2.0	9.1	23	242	1.6	9.9				
TSA	32	90			19	60			45	334			41	280			32	360						
WYRN																								
METRO					*				*	6	38	.4	2.0	*	10	38	.7	3.1	*	5	38	.3	2.1	
TSA										6	38				10	38				5	38			
WZZU																								
METRO	2	12	.1	1.0					5	77	.3	1.7	7	77	.5	2.2	4	90	.3	1.7				
TSA	2	12							5	94			7	94			4	160						
WZFX																								
METRO									1	8	.1	.3	1	8	.1	.3	1	8	.1	.4				
TSA					4	16			9	124			13	124			6	149						
WKRR																								
METRO	1	4	.1	.5	3	5	.2	2.2		5				5				21						
TSA	3	16			3	5			3	15			2	15			2	43						
WPCM																								
METRO	1	4	.1	.5	1	4	.1	.7	3	33	.2	1.0	2	20	.1	.6	2	40	.1	.9				
TSA	23	36			21	57			20	174			21	149			18	208						
METRO TOTALS	197	588	13.3		138	424	9.3		299	1369	20.2		318	1345	21.5		233	1400	15.7					

Footnote Symbols: * Audience estimates adjusted for actual broadcast schedule. + Station(s) changed call letters since the prior survey - see Page 5B.

Target Audience

TEENS 12-17

	MONDAY-FRIDAY 6AM-10AM				MONDAY-FRIDAY 10AM-3PM				MONDAY-FRIDAY 3PM-7PM				MONDAY-FRIDAY 7PM-MID				WEEKEND 10AM-7PM			
	AQH (00)	CUME (00)	AQH RTG	AQH SHR	AQH (00)	CUME (00)	AQH RTG	AQH SHR	AQH (00)	CUME (00)	AQH RTG	AQH SHR	AQH (00)	CUME (00)	AQH RTG	AQH SHR	AQH (00)	CUME (00)	AQH RTG	AQH SHR
WAUG	*												*							
METRO																				
TSA																				
WAZZ																				
METRO																				
TSA																				
WCHL																				
METRO																				
TSA		3																		3
WDCG																				
METRO	25	163	5.0	32.1	4	45	.8	15.4	18	154	3.6	21.2	23	127	4.6	26.1	14	96	2.8	18.4
TSA	48	386			6	90			41	356			62	300			38	247		
WDNC																				
METRO	2	24	.4	2.6					3	24	.6	3.5		21			2	12	.4	2.6
TSA	2	24							3	24				21			2	12		
WDUR																				
METRO																				
TSA																				
WFXC																				
METRO	5	46	1.0	6.4					5	46	1.0	5.9	3	37	.6	3.4	10	52	2.0	13.2
TSA	6	56							8	75			9	67			14	72		
WKIX																				
METRO																				
TSA		3								8			1	9				7		
WLLE																				
METRO	1	8	.2	1.3						8			1	9	.2	1.1	1	9	.2	1.3
TSA	4	18			4	21			2	18			1	9			1	9		
WPJL																				
METRO																				
TSA		4								8										
WPTF																				
METRO																				
TSA	3	4							2	9	.4	2.4	1	9	.2	1.1	1	11		
WQDR																				
METRO	5	34	1.0	6.4	2	12	.4	7.7	1	17	.2	1.2	1	21	.2	1.1	2	7	.4	2.6
TSA	11	109			2	22			6	65			9	104			16	95		
WQOK																				
METRO	7	46	1.4	9.0	3	9	.6	11.5	8	35	1.6	9.4	8	62	1.6	9.1	7	39	1.4	9.2
TSA	28	161			3	37			31	170			31	171			37	176		
WRAL																				
METRO	3	12	.6	3.8		3			1	9	.2	1.2	2	19	.4	2.3	1	11	.2	1.3
TSA	12	151			2	32			6	104			7	88			3	74		
WRDU																				
METRO	5	48	1.0	6.4	1	12	.2	3.8	11	58	2.2	12.9	15	62	3.0	17.0	9	43	1.8	11.8
TSA	11	98			2	27			19	111			25	115			17	104		
WSRC																				
METRO	1	19	.2	1.3					*	1	.2	1.2					*	10		
TSA	1	19				10			1	9							10			
WTIK																				
METRO																				
TSA																				
WTRG																				
METRO	1	20	.2	1.3	2	14	.4	7.7	5	42	1.0	5.9	1	11	.2	1.1	1	20	.2	1.3
TSA	1	23			2	14			5	45			1	18			1	25		
WYLT																				
METRO	1	12	.2	1.3	3	12	.6	11.5	3	15	.6	3.5		7				4		
TSA	3	27			6	27			4	29			1	21			5	18		
WYRN																				
METRO									*								*			
TSA																				
WZZU																				
METRO	12	121	2.4	15.4	5	65	1.0	19.2	16	96	3.2	18.8	18	108	3.6	20.5	17	86	3.4	22.4
TSA	23	249			6	106			22	223			32	227			29	165		
WZFX																				
METRO																				
TSA	20	9			1	9	.2	3.8					2	26	.4	2.3	1	16	.2	1.3
		178			4	55			25	159			33	187			19	127		
WKRR																				
METRO	1	3	.2	1.3						8			1	8	.2	1.1		8		
TSA	3	37				11			2	29			2	15			3	46		
WPCM																				
METRO																				
TSA	1	15							1	22			1	8			4	26	.2	1.3
METRO TOTALS	78	404	15.7		26	137	5.2		85	343	17.1		88	360	17.7		76	289	15.3	

Target Audience

Footnote Symbols: * Audience estimates adjusted for actual broadcast schedule. + Station(s) changed call letters since the prior survey - see Page 58.

Target Audience

TEENS 12-17

	SATURDAY 6AM-10AM				SATURDAY 10AM-3PM				SATURDAY 3PM-7PM				SATURDAY 7PM-MID				WEEKEND 6AM-MID				
	AQH (00)	CUME (00)	AQH RTG	AQH SHR	AQH (00)	CUME (00)	AQH RTG	AQH SHR	AQH (00)	CUME (00)	AQH RTG	AQH SHR	AQH (00)	CUME (00)	AQH RTG	AQH SHR	AQH (00)	CUME (00)	AQH RTG	AQH SHR	
WAUG	*																*				
METRO																					
TSA																					
WAZZ																					
METRO																					
TSA																					
WCHL																					
METRO																					
TSA																					
WDCG																					
METRO	10	34	2.0	23.8	19	60	3.8	19.6	17	56	3.4	18.3	10	34	2.0	11.4	12	107	2.4	18.5	
TSA	16	59			37	129			52	146			41	108			34	302			
WDNC																					
METRO					2	8	.4	2.1	2	4	.4	2.2									
TSA					2	8			2	4											
WDUR																					
METRO																					
TSA																					
WFXC																					
METRO	3	17	.6	7.1	18	26	3.6	18.6	17	44	3.4	18.3	12	40	2.4	13.6	9	71	1.8	13.8	
TSA	3	17			22	36			32	64			26	60			14	100			
WKIX																					
METRO					1	3	.2	1.0													
TSA					1	3															
WLLE																					
METRO	2	8	.4	4.8									1	8	.2	1.1	1	17	.2	1.5	
TSA	2	8											1	8			1	17			
WPJL																					
METRO																					
TSA																					
WPTF																					
METRO	2	9	.4	4.8																	
TSA	7	20																			
WQDR																					
METRO	4	7	.8	9.5	2	7	.4	2.1	3	7	.6	3.2	1	3	.2	1.1	2	10	.4	3.1	
TSA	6	29			13	39			34	70			7	25			11	98			
WQOK																					
METRO	2	8	.4	4.8	10	26	2.0	10.3	8	31	1.6	8.6	1	8	.2	1.1	4	39	.8	6.2	
TSA	10	51			44	84			42	117			38	67			29	193			
WRAL																					
METRO	1	3	.2	2.4	1	3	.2	1.0					2	14	.4	2.3	1	31	.2	1.5	
TSA	1	3			8	44			2	12			4	24			3	128			
WRDU																					
METRO	3	22	.6	7.1	3	9	.6	3.1	14	38	2.8	15.1	19	31	3.8	21.6	8	48	1.6	12.3	
TSA	8	34			13	34			24	81			24	42			16	111			
WSRC																					
METRO								*									*	1	10	.2	1.5
TSA																		1	10		
WTIK																					
METRO																					
TSA																					
WTRG																					
METRO		6				5				6			2	12	.4	2.3	1	26	.2	1.5	
TSA		6			1	7			1	10			2	12			1	32			
WYLT																					
METRO									1	4	.2	1.1									
TSA					8	14			15	18			5	14			3	18			
WYRN																					
METRO								*									*				
TSA																					
WZZU																					
METRO	9	29	1.8	21.4	24	61	4.8	24.7	18	36	3.6	19.4	17	62	3.4	19.3	14	139	2.8	21.5	
TSA	21	61			42	109			22	58			28	116			25	255			
WZFX																					
METRO					3	8	.6	3.1	2	8	.4	2.2	1	8	.2	1.1	1	16	.2	1.5	
TSA	7	44			21	69			32	77			30	77			16	146			
WKRR																					
METRO					2	3	.4	2.1													
TSA					4	18			2	11				5			4	8	.2	1.5	
WPCM																					
METRO					3	5	.6	3.1													
TSA	4	7			3	5			4	8							3	5			
METRO TOTALS	42	141	8.5		97	210	19.5		93	221	18.7		88	235	17.7		65	351	13.1		

Footnote Symbols: * Audience estimates adjusted for actual broadcast schedule. + Station(s) changed call letters since the prior survey - see Page 5B.

ARBTRON RATINGS

Target Audience

TEENS 12-17

	SUNDAY 10AM-3PM				SUNDAY 3PM-7PM				MONDAY-FRIDAY 6AM-7PM				MONDAY-FRIDAY COMBINED DRIVE				MONDAY-SUNDAY 6AM-MID					
	AQH (00)	CUME (00)	AQH RTG	AQH SHR	AQH (00)	CUME (00)	AQH RTG	AQH SHR	AQH (00)	CUME (00)	AQH RTG	AQH SHR	AQH (00)	CUME (00)	AQH RTG	AQH SHR	AQH (00)	CUME (00)	AQH RTG	AQH SHR		
WAUG																						
METRO								*					*									
TSA																						
WAZZ																						
METRO																						
TSA																						
WCHL																						
METRO		3							3				3					3				
TSA		3							3				3					3				
WDCG																						
METRO	13	47	2.6	19.4	6	29	1.2	11.8	15	197	3.0	24.6	22	192	4.4	27.2	15	197	3.0	23.8		
TSA	35	120			31	91			30	471			44	467			38	519				
WDNC																						
METRO		4							2	24	.4	3.3	3	24	.6	3.7	1	36	.2	1.6		
TSA		4							2	24			3	24			1	36				
WDUR																						
METRO																						
TSA																						
WFXC																						
METRO	2	8	.4	3.0	5	16	1.0	9.8	3	58	.6	4.9	5	58	1.0	6.2	5	92	1.0	7.9		
TSA	2	8			5	16			4	98			7	98			8	132				
WKIX																						
METRO					1	4	.2	2.0		11				11				15				
TSA					1	4				11				11				25				
WLLE																						
METRO	5	9	1.0	7.5						16				16				34				
TSA	5	9							4	37			2	26			3	55				
WPJL																						
METRO										12				12				12				
TSA										12				12				12				
WPTF																						
METRO									1	13	.2	1.6	1	13	.2	1.2		13				
TSA					4	11			2	24			3	24			1	24				
WQDR																						
METRO	2	4	.4	3.0	1	4	.2	2.0	2	43	.4	3.3	3	39	.6	3.7	2	46	.4	3.2		
TSA	7	30			14	24			6	128			8	123			8	172				
WQOK																						
METRO	2	8	.4	3.0	7	25	1.4	13.7	5	54	1.0	8.2	7	54	1.4	8.6	5	66	1.0	7.9		
TSA	24	58			38	100			19	206			29	206			24	253				
WRAL																						
METRO	2	7	.4	3.0		4			1	18	.2	1.6	2	18	.4	2.5	1	44	.2	1.6		
TSA	3	33			2	24			5	197			8	183			6	263				
WRDU																						
METRO	6	17	1.2	9.0	12	22	2.4	23.5	5	68	1.0	8.2	8	64	1.6	9.9	8	79	1.6	12.7		
TSA	16	44			15	51			10	127			16	116			15	152				
WSRC																						
METRO	1	10	.2	1.5	*			*	1	19	.2	1.6	*	1	19	.2	1.2	*	1	19	.2	1.6
TSA	1	10							1	29			1	19			1	29				
WTIK																						
METRO																						
TSA																						
WTRG																						
METRO	3	3	.6	4.5	1	11	.2	2.0	3	49	.6	4.9	3	49	.6	3.7	2	49	.4	3.2		
TSA	3	3			1	11			3	53			3	53			2	58				
WYLT																						
METRO									3	15	.6	4.9	2	15	.4	2.5	1	20	.2	1.6		
TSA									5	44			3	44			3	49				
WYRN																						
METRO					*			*					*				*					
TSA																						
WZZU																						
METRO	14	31	2.8	20.9	13	40	2.6	25.5	11	142	2.2	18.0	14	133	2.8	17.3	13	164	2.6	20.6		
TSA	29	87			17	56			16	311			22	303			22	348				
WZFX																						
METRO										9				9				1	34	.2	1.6	
TSA	1	10			26	56			15	216			22	216			19	268				
WKRR																						
METRO		5			1	5	.2	2.0		8			1	8	.2	1.2		8				
TSA	4	23			4	16			1	48			3	37			2	60				
WPCM																						
METRO																		5				
TSA	1	14			8	21				22			1	22			1	41				
METRO TOTALS	67	187	13.5		51	125	10.3		61	421	12.3		81	417	16.3		63	455	12.7			

Target Audience

Footnote Symbols: * Audience estimates adjusted for actual broadcast schedule. + Station(s) changed call letters since the prior survey - see Page 5B.

Specific Audience

MONDAY - SUNDAY 6AM-MID

AQH (00)

	Persons 12+	Men 18+	Men 18-24	Men 25-34	Men 35-44	Men 45-54	Men 55-64	Women 18+	Women 18-24	Women 25-34	Women 35-44	Women 45-54	Women 55-64	Teens 12-17
*WAUG														
METRO	6	5		2	2	1		1			1			
TSA	6	5		2	2	1		1			1			
WAZZ														
METRO	4	2				2		2			1		1	
TSA	8	4				2		4			1		1	
WCHL														
METRO	4	2		1	1			2	1		1			
TSA	5	3		2	1			2	1		1			
WDCG														
METRO	54	14	3	6	2	1	2	25	11	9	5			15
TSA	118	29	6	14	4	3	2	51	16	21	9	3	2	38
WDNC														
METRO	27	13	1	1	1	1	4	13			1	2	4	1
TSA	28	14	1	1	1	1	4	13			1	2	4	1
WDUR														
METRO	26	12			1		8	14	1	1	5	2	3	
TSA	27	12			1		8	15	1	1	5	2	3	
WFXC														
METRO	25	10	8	1	1			10	6	2	1			5
TSA	32	11	8	1	2			13	7	2	3			8
WKIX														
METRO	8	4		2	1	1		4		2	2			
TSA	13	6	1	2	2	1		7		2	3		1	
WLLE														
METRO	20	12	1	4	3	2	2	8	1	1	1	1		
TSA	25	12	1	4	3	2	2	10	1	1	2	1	1	3
WPJL														
METRO	5	2		1	1			3			1	2		
TSA	5	2		1	1			3			1	2		
WPTF														
METRO	72	41	2	10	4	6	8	31		1	3	5	7	
TSA	115	63	5	11	13	6	12	51	1	1	6	10	10	1
WQDR														
METRO	74	31	6	10	4	7	2	41	2	11	9	11	3	2
TSA	200	93	16	31	15	20	7	99	14	30	22	17	8	8
WQOK														
METRO	60	33	13	13	5	2	2	22	2	13	4	2		5
TSA	132	54	16	18	9	8	3	54	11	20	15	7		24
WRAL														
METRO	80	26	5	7	7	2	1	53	7	15	19	5	3	1
TSA	255	85	13	29	24	5	7	164	27	48	48	23	13	6
WRDU														
METRO	53	23	13	8	2			22	10	12				8
TSA	139	81	47	28	4	1		43	18	21		2		15
*WSRC														
METRO	15	2				1	1	12	1		1	4	1	1
TSA	15	2				1	1	12	1		1	4	1	1
WTIK														
METRO	18	9	3		5	1		9	2		5			
TSA	18	9	3		5	1		9	2		5			
WTRG														
METRO	30	14	2	9	3			14	4	6	3	1		2
TSA	84	54	7	29	12	1	5	28	6	11	7	2	1	2
WYLT														
METRO	51	18	3	4	4	4	3	32	5	4	7	8	3	1
TSA	77	27	3	6	7	6	5	47	7	8	13	9	5	3
*WYRN														
METRO	13	7				1		6		1		1	2	
TSA	13	7				1		6		1		1	2	
WZZU														
METRO	33	7	3	3	1			13	4	5	2			13
TSA	60	21	11	7	2	1		17	6	7	2			22
WZFX														
METRO	5	2		2				2	1		1			1
TSA	97	40	3	13	11	13		38	14	18	2	3	1	19
WKRR														
METRO	6	4		4				2		2				
TSA	71	46	28	11	7			23	15	6	2			2
WPCM														
METRO	6	4		2	1		1	2				2		
TSA	62	31	2	5	6	9	8	30	5	7	5	5	5	1
TOTALS														
METRO AQH	812	350	74	103	68	35	38	399	68	98	81	55	34	63

Footnote Symbols: * Audience estimates adjusted for actual broadcast schedule + Station(s) changed call letters since the prior survey - see Page 5B.
Both of the previous footnotes apply.

Specific Audience

MONDAY - SUNDAY 6AM-MID

		CUME (00)													
		Persons 12+	Men 18+	Men 18-24	Men 25-34	Men 35-44	Men 45-54	Men 55-64	Women 18+	Women 18-24	Women 25-34	Women 35-44	Women 45-54	Women 55-64	Teens 12-17
*WAUG															
	METRO	69	55		27	4	10	8	14			6	8		
	TSA	69	55		27	4	10	8	14			6	8		
WAZZ															
	METRO	78	24			12	12		54	12		11	4	21	
	TSA	116	40			12	20		76	12		18	11	21	
WCHL															
	METRO	172	66	6	18	38	4		103	24	11	37	3	6	3
	TSA	224	118	6	53	38	4		103	24	11	37	3	6	3
WDCG															
	METRO	1069	364	146	132	43	32	11	508	217	170	80	16	11	197
	TSA	2151	663	306	199	91	56	11	969	423	264	185	49	26	519
WDNC															
	METRO	456	211	8	25	28	35	51	209	4	9	39	34	60	36
	TSA	555	282	8	74	35	35	51	237	4	9	51	34	60	36
WDUR															
	METRO	226	73	13	20	14		19	153	20	31	29	21	20	
	TSA	242	73	13	20	14		19	169	20	31	29	21	20	
WFXC															
	METRO	532	170	81	42	27	17	3	270	108	105	32	12	4	92
	TSA	643	188	81	51	36	17	3	323	131	105	56	18	4	132
WKIX															
	METRO	255	111	15	42	27	22	5	129	18	34	44	5	15	15
	TSA	412	197	32	63	57	22	12	190	18	42	57	5	40	25
WLLF															
	METRO	325	155	27	53	30	10	24	136	26	34	29	16	11	34
	TSA	408	176	27	53	51	10	24	177	26	34	45	16	17	55
WPJL															
	METRO	167	47		14	14	5	8	108	6	22	32	11	23	12
	TSA	173	53		14	20	5	8	108	6	22	32	11	23	12
WPTF															
	METRO	908	492	29	137	63	62	105	403	16	37	50	73	96	13
	TSA	1673	856	58	215	137	109	157	793	38	37	122	117	152	24
WQDR															
	METRO	968	457	86	141	89	83	25	465	60	128	119	72	40	46
	TSA	2524	1194	199	356	226	213	92	1158	214	295	262	170	91	172
WQOK															
	METRO	590	258	105	78	43	17	8	266	69	119	47	5		66
	TSA	1194	456	138	103	116	75	17	485	106	198	125	23	7	253
WRAL															
	METRO	1251	459	82	164	100	65	21	748	173	233	149	75	51	44
	TSA	3737	1358	213	474	318	130	140	2116	433	607	490	297	163	263
WRDU															
	METRO	834	399	149	184	50	16		356	139	194	14	9		79
	TSA	1864	1052	377	487	105	33	24	660	269	298	16	36	11	152
*WSRC															
	METRO	217	40		9	4	12	9	158	10	12	19	30	14	19
	TSA	242	40		9	4	12	9	173	10	12	28	30	20	29
WTIK															
	METRO	139	51	16		9	9	3	88	13	5	12	7	7	
	TSA	139	51	16		9	9	3	88	13	5	12	7	7	
WTRG															
	METRO	771	351	87	182	49	25	8	371	108	177	65	9	5	49
	TSA	1732	891	187	467	152	39	22	783	211	346	130	26	24	58
WYLT															
	METRO	782	324	46	68	89	68	36	438	91	105	102	49	43	20
	TSA	1281	487	68	109	145	100	48	745	172	213	171	74	60	49
*WYRN															
	METRO	80	15				7		65	10	17		17	11	
	TSA	80	15				7		65	10	17		17	11	
WZZU															
	METRO	754	232	106	68	48	10		358	138	130	60	9	7	164
	TSA	1581	616	285	194	95	42		617	258	199	104	18	24	348
WZFX															
	METRO	119	31		27	4			54	19	27	8			34
	TSA	1125	375	81	133	63	98		482	136	197	45	65	39	268
WKRR															
	METRO	128	68	23	37	8			52	16	15	12		5	8
	TSA	657	430	230	154	46			167	63	61	34		5	60
WPCM															
	METRO	187	114	14	40	35	6	15	68	16	12	4	20	9	5
	TSA	805	443	35	86	127	73	98	321	49	64	66	54	59	41
TOTALS															
	METRO CUME	5249	2249	460	642	466	287	200	2545	477	668	492	298	243	455

Specific Audience

Footnote Symbols: * Audience estimates adjusted for actual broadcast schedule. + Station(s) changed call letters since the prior survey - see Page 5B.
Both of the previous footnotes apply.

Specific Audience

MONDAY - SUNDAY 6AM-MID

METRO AQH SHARE

	Persons 12+	Men 18+	Men 18-24	Men 25-34	Men 35-44	Men 45-54	Men 55-64	Women 18+	Women 18-24	Women 25-34	Women 35-44	Women 45-54	Women 55-64	Teens 12-17
*WAUG	.7	1.4		1.9	2.9	2.9		.3			1.2			
WAZZ	.5	.6				5.7		.5			1.2		2.9	
WCHL	.5	.6		1.0	1.5			.5	1.5		1.2			
WDCG	6.7	4.0	4.1	5.8	2.9	2.9	5.3	6.3	16.2	9.2	6.2			23.8
WDNC	3.3	3.7	1.4	1.0	1.5	2.9	10.5	3.3			1.2	3.6	11.8	1.6
WDUR	3.2	3.4			1.5		21.1	3.5	1.5	1.0	6.2	3.6	8.8	
WFXC	3.1	2.9	10.8	1.0	1.5			2.5	8.8	2.0	1.2			7.9
WKIX	1.0	1.1		1.9	1.5	2.9		1.0		2.0	2.5			
WLLE	2.5	3.4	1.4	3.9	4.4	5.7	5.3	2.0	1.5	1.0	1.2	1.8		
WPJL	.6	.6		1.0	1.5			.8			1.2	3.6		
WPTF	8.9	11.7	2.7	9.7	5.9	17.1	21.1	7.8		1.0	3.7	9.1	20.6	
WQDR	9.1	8.9	8.1	9.7	5.9	20.0	5.3	10.3	2.9	11.2	11.1	20.0	8.8	3.2
WQOK	7.4	9.4	17.6	12.6	7.4		5.3	5.5	2.9	13.3	4.9	3.6		7.9
WRAL	9.9	7.4	6.8	6.8	10.3	5.7	2.6	13.3	10.3	15.3	23.5	9.1	8.8	1.6
WRDU	6.5	6.6	17.6	7.8	2.9			5.5	14.7	12.2				12.7
*WSRC	1.8	.6				2.9	2.6	3.0	1.5		1.2	7.3	2.9	1.6
WTIK	2.2	2.6	4.1		7.4	2.9		2.3	2.9		6.2			
WTRG	3.7	4.0	2.7	8.7	4.4			3.5	5.9	6.1	3.7	1.8		3.2
WYLT	6.3	5.1	4.1	3.9	5.9	11.4	7.9	8.0	7.4	4.1	8.6	14.5	8.8	1.6
*WYRN	1.6	2.0				2.9		1.5		1.0		1.8	5.9	
WZZU	4.1	2.0	4.1	2.9	1.5			3.3	5.9	5.1	2.5			20.6
WZFX	.6	.6		1.9				.5	1.5		1.2			1.6
WKRR	.7	1.1		3.9				.5		2.0				
WPCM	.7	1.1		1.9	1.5		2.6	.5				3.6		
TOTALS AQH RTG	14.5	14.5	14.6	15.2	13.8	12.0	17.1	14.9	13.7	14.1	16.0	17.4	12.8	12.7

Footnote Symbols: * Audience estimates adjusted for actual broadcast schedule. + Station(s) changed call letters since the prior survey - see Page 5B.
Both of the previous footnotes apply.

Specific Audience

MONDAY-SUNDAY 6AM-MID

METRO CUME RATING													
Persons 12+	Men 18+	Men 18-24	Men 25-34	Men 35-44	Men 45-54	Men 55-64	Women 18+	Women 18-24	Women 25-34	Women 35-44	Women 45-54	Women 55-64	Teens 12-17
*WAUG	1.2	2.3		4.0	.8	3.4	3.6	.5		.9	1.6		
WAZZ	1.4	1.0			2.4	4.1		2.0	2.4		2.2	1.3	7.9
WCHL	3.1	2.7	1.2	2.7	7.7	1.4		3.9	4.8	1.6	7.3	.9	2.3
WDCG	19.2	15.1	28.8	19.4	8.7	11.0	5.0	19.0	43.6	24.5	15.8	5.1	4.2
WDNC	8.2	8.7	1.6	3.7	5.7	12.0	23.0	7.8	.8	1.3	7.7	10.8	22.6
WDUR	4.0	3.0	2.6	2.9	2.8		8.6	5.7	4.0	4.5	5.7	6.6	7.5
WFXC	9.5	7.0	16.0	6.2	5.5	5.8	1.4	10.1	21.7	15.2	6.3	3.8	1.5
WKIX	4.6	4.6	3.0	6.2	5.5	7.5	2.3	4.8	3.6	4.9	8.7	1.6	5.7
WLLE	5.8	6.4	5.3	7.8	6.1	3.4	10.8	5.1	5.2	4.9	5.7	5.1	4.2
WPJL	3.0	1.9		2.1	2.8	1.7	3.6	4.0	1.2	3.2	6.3	3.5	8.7
WPTF	16.3	20.4	5.7	20.2	12.8	21.2	47.3	15.1	3.2	5.3	9.9	23.1	36.2
WQDR	17.3	18.9	17.0	20.8	18.1	28.4	11.3	17.4	12.0	18.5	23.5	22.8	15.1
WQOK	10.6	10.7	20.7	11.5	8.7	5.8	3.6	10.0	13.9	17.2	9.3	1.6	
WRAL	22.4	19.0	16.2	24.2	20.3	22.3	9.5	28.0	34.7	33.6	29.4	23.7	19.2
WRDU	14.9	16.5	29.4	27.1	10.2	5.5		13.3	27.9	28.0	2.8	2.8	
*WSRC	3.9	1.7		1.3	.8	4.1	4.1	5.9	2.0	1.7	3.7	9.5	5.3
WTIK	2.5	2.1	3.2		1.8	3.1	1.4	3.3	2.6	.7	2.4	2.2	2.6
WTRG	13.8	14.5	17.2	26.8	10.0	8.6	3.6	13.9	21.7	25.5	12.8	2.8	1.9
WYLT	14.0	13.4	9.1	10.0	18.1	23.3	16.2	16.4	18.3	15.2	20.1	15.5	16.2
*WYRN	1.4	.6						2.4	2.0	2.5		5.4	4.2
WZZU	13.5	9.6	20.9	10.0	9.8	3.4		13.4	27.7	18.8	11.8	2.8	2.6
WZFX	2.1	1.3		4.0	.8			2.0	3.8	3.9	1.6		
WKRR	2.3	2.8	4.5	5.4	1.6			1.9	3.2	2.2	2.4		1.9
WPCM	3.4	4.7	2.8	5.9	7.1	2.1	6.8	2.5	3.2	1.7	.8	6.3	3.4
TOTALS													
CUME RTG	94.1	93.2	90.7	94.6	94.7	98.3	90.1	95.3	95.8	96.4	97.0	94.3	91.7
													91.5

Specific Audience

Footnote Symbols: * Audience estimates adjusted for actual broadcast schedule. + Station(s) changed call letters since the prior survey - see Page 5B.
Both of the previous footnotes apply.

Specific Audience

MONDAY-FRIDAY 6AM-10AM

AQH (00)

	Persons 12+	Men 18+	Men 18-24	Men 25-34	Men 35-44	Men 45-54	Men 55-64	Women 18+	Women 18-24	Women 25-34	Women 35-44	Women 45-54	Women 55-64	Teens 12-17
*WAUG														
METRO	3	2		2				1			1			
TSA	3	2		2				1			1			
WAZZ														
METRO	5	2				2		3			1	1	1	
TSA	13	7				3		6			1	1	1	
WCHL														
METRO	5	1			1			4	1	1	1	1		
TSA	5	1			1			4	1	1	1	1		
WDCG														
METRO	89	23	6	8	5	3	1	41	15	15	10	1		25
TSA	164	35	8	15	6	5	1	81	23	32	19	5	1	48
WDNC														
METRO	38	18	3	2	1	1	6	18			2	3	9	2
TSA	43	23	3	3	1	1	6	18			2	3	9	2
WDUR														
METRO	49	13			2		10	36	1	3	12	4	10	
TSA	49	13			2		10	36	1	3	12	4	10	
WFXC														
METRO	25	6	3	2	1			14	8	3	2			5
TSA	27	6	3	2	1			15	8	3	3			6
WKIX														
METRO	16	9		4	2	3		7	1	3	2			
TSA	22	14	2	4	5	3		8	1	3	3			
WLLE														
METRO	20	9	1	4	1		3	10	1	1	3	2		1
TSA	24	9	1	4	1		3	11	1	1	3	2	1	4
WPJL														
METRO	12	5		1	4			7	1		2	3	1	
TSA	12	5		1	4			7	1		2	3	1	
WPTF														
METRO	140	81		15	8	17	23	59		2	7	17	11	
TSA	217	118		19	20	20	29	96	1	2	12	23	21	3
WQDR														
METRO	126	51	8	15	10	11	4	70	6	18	18	16	5	5
TSA	303	128	16	39	35	24	11	164	27	53	42	18	14	11
WQOK														
METRO	75	40	14	19	6	1		28	2	20	5	1		7
TSA	151	68	19	25	13	11		55	2	30	17	6		28
WRAL														
METRO	157	49	6	13	13	3	2	105	9	32	39	10	8	3
TSA	500	162	7	63	56	10	11	326	48	107	100	41	21	12
WRDU														
METRO	66	33	15	15	3			28	9	18	1			5
TSA	167	106	49	49	7			50	15	28	2	2	1	11
WSRC														
METRO	16	2				1	1	13	2			4		1
TSA	16	2				1	1	13	2			4		1
WTIK														
METRO	33	16	5		7	3		17	5		6		1	
TSA	33	16	5		7	3		17	5		6		1	
WTRG														
METRO	37	18	2	12	4			18	3	12	2	1		1
TSA	101	68	4	42	18		4	32	4	19	6	2		1
WYLT														
METRO	68	26	3	6	5	8	4	41	4	7	9	13	2	1
TSA	96	37	5	7	11	9	5	56	4	10	18	15	3	3
WYRN														
METRO	22	7				3		15		1		3	3	
TSA	22	7				3		15		1		3	3	
WZZU														
METRO	53	14	5	5	3	1		27	9	10	5	1		12
TSA	92	38	19	13	4	2		31	11	12	5	1		23
WZFX														
METRO	4	2		2				2	1		1			
TSA	133	56	5	23	17	11		57	12	31	2	12		20
WKRR														
METRO	8	4		4				3		3				1
TSA	76	47	20	16	11			26	17	9				3
WPCM														
METRO	6	4		1	2		1	2		1		1		
TSA	71	33	1	5	7	7	13	37	8	12	2	8	4	1
TOTALS														
METRO AQH	1226	513	82	156	104	64	61	635	88	167	143	94	57	78

Footnote Symbols: * Audience estimates adjusted for actual broadcast schedule. + Station(s) changed call letters since the prior survey - see Page 5B.
Both of the previous footnotes apply.

Specific Audience

MONDAY-FRIDAY 6AM-10AM

CUME (00)														
	Persons 12+	Men 18+	Men 18-24	Men 25-34	Men 35-44	Men 45-54	Men 55-64	Women 18+	Women 18-24	Women 25-34	Women 35-44	Women 45-54	Women 55-64	Teens 12-17
*WAUG														
METRO	32	22		18	4			10			6	4		
TSA	32	22		18	4			10			6	4		
WAZZ														
METRO	42	18			6	12		24				11	4	9
TSA	72	34			6	20		38				11	11	9
WCHL														
METRO	58	14			14			41	9		3	23	3	3
TSA	58	14			14			41	9		3	23	3	3
WDCG														
METRO	676	204	85	64	25	27	3	309	126	99	59	7	4	163
TSA	1306	306	121	97	49	36	3	614	222	178	147	35	10	386
WDNC														
METRO	204	77	8	11	6	7	28	103		3	6	17	39	24
TSA	233	106	8	26	6	7	28	103		3	6	17	39	24
WDUR														
METRO	145	35			9		19	110	10	19	29	10	20	
TSA	145	35			9		19	110	10	19	29	10	20	
WFXC														
METRO	253	86	40	29	14		3	121	42	44	19	7		46
TSA	278	86	40	29	14		3	136	42	44	27	14		56
WKIX														
METRO	143	63		27	18	18		77	12	27	14		11	3
TSA	200	107	17	27	40	18		90	12	27	27		11	3
WLE														
METRO	150	73	13	34	8	10	8	69	9	12	21	11	6	8
TSA	174	73	13	34	8	10	8	83	9	12	30	11	11	18
WPJL														
METRO	97	20		5	10	5		73	6	12	26	11	14	4
TSA	103	26		5	16	5		73	6	12	26	11	14	4
WPTF														
METRO	595	331	7	58	48	57	90	260		20	27	61	62	4
TSA	1057	572	7	136	91	93	123	470	23	20	49	81	100	15
WQDR														
METRO	604	270	47	91	45	55	14	300	37	161	67	40	30	34
TSA	1469	643	81	186	158	150	50	717	135	233	170	67	58	109
WQOK														
METRO	404	202	96	55	34	17		156	29	91	31	5		46
TSA	778	338	116	70	74	69	9	279	38	140	78	23		161
WRAL														
METRO	822	307	45	107	87	33	16	503	103	163	119	49	37	12
TSA	2422	845	71	326	244	69	82	1426	266	445	383	174	106	151
WRDU														
METRO	538	264	118	124	17	5		226	91	121	10	4		48
TSA	1144	642	247	327	50	5		404	134	205	12	31	11	98
WSRC														
METRO	103	21				12	9	63	10	6	5	13	7	19
TSA	112	21				12	9	72	10	6	14	13	7	19
WTIK														
METRO	91	41	16		9	9		50	13		6		3	
TSA	91	41	16		9	9		50	13		6		3	
WTRG														
METRO	346	144	25	99	13	7		182	37	105	26	9	5	20
TSA	822	460	62	282	95	7	14	339	77	156	55	20	10	23
WYLT														
METRO	425	161	20	30	39	52	20	252	42	63	58	36	24	12
TSA	684	290	41	53	89	74	33	367	55	90	109	52	32	27
WYRN														
METRO	64	15				7		49		11		17	11	
TSA	64	15				7		49		11		17	11	
WZZU														
METRO	480	149	61	58	25	5		210	68	75	40	9	4	121
TSA	901	368	128	152	57	31		284	111	100	40	9	10	249

WZFX														
METRO	44	9		9				26	10	12	4			9
TSA	764	296	71	92	56	77		290	80	137	31	37	5	178

WKRR														
METRO	51	39	6	28	5			9		9				3
TSA	435	301	146	133	22			102	47	55				32
WPCM														
METRO	70	39		16	15		4	31	6	9		16		
TSA	496	287	21	43	83	67	69	194	37	43	19	45	33	15
TOTALS														
METRO CUME	4608	2008	415	588	416	257	181	2196	387	595	444	280	211	404

Footnote Symbols: * Audience estimates adjusted for actual broadcast schedule. + Station(s) changed call letters since the prior survey - see Page 5B.
Both of the previous footnotes apply.

Specific Audience

Specific Audience

MONDAY-FRIDAY 6AM-10AM

METRO AQH SHARE														
Persons 12+	Men 18+	Men 18-24	Men 25-34	Men 35-44	Men 45-54	Men 55-64	Women 18+	Women 18-24	Women 25-34	Women 35-44	Women 45-54	Women 55-64	Teens 12-17	
*WAUG	.2	.4		1.3			.2			.7				
WAZZ	.4	.4				3.1	.5			.7	1.1	1.8		
WCHL	.4	.2			1.0		.6	1.1	.6	.7	1.1			
WDCG	7.3	4.5	7.3	5.1	4.8	4.7	1.6	6.5	17.0	9.0	7.0	1.1	32.1	
WDNC	3.1	3.5	3.7	1.3	1.0	1.6	9.8	2.8			1.4	3.2	15.8	
WDUR	4.0	2.5			1.9		16.4	5.7	1.1	1.8	8.4	4.3	17.5	
WFXC	2.0	1.2	3.7	1.3	1.0			2.2	9.1	1.8	1.4		6.4	
WKIX	1.3	1.8		2.6	1.9	4.7		1.1	1.1	1.8	1.4			
WLLE	1.6	1.8	1.2	2.6	1.0		4.9	1.6	1.1	.6	2.1	2.1	1.3	
WPJL	1.0	1.0		.6	3.8			1.1	1.1		1.4	3.2	1.8	
WPTF	11.4	15.8		9.6	7.7	26.6	37.7	9.3		1.2	4.9	18.1	19.3	
WQDR	10.3	9.9	9.8	9.6	9.6	17.2	6.6	11.0	6.8	10.8	12.6	17.0	8.8	
WQOK	6.1	7.8	17.1	12.2	5.8	1.6		4.4	2.3	12.0	3.5	1.1	9.0	
WRAL	12.8	9.6	7.3	8.3	12.5	4.7	3.3	16.5	10.2	19.2	27.3	10.6	14.0	
WRDU	5.4	6.4	18.3	9.6	2.9			4.4	10.2	10.8	.7		6.4	
WSRC	1.3	.4				1.6	1.6	2.0	2.3			4.3	1.3	
WTIK	2.7	3.1	6.1		6.7	4.7		2.7	5.7		4.2		1.8	
WTRG	3.0	3.5	2.4	7.7	3.8			2.8	3.4	7.2	1.4	1.1	1.3	
WYLT	5.5	5.1	3.7	3.8	4.8	12.5	6.6	6.5	4.5	4.2	6.3	13.8	3.5	
WYRN	1.8	1.4				4.7		2.4		.6		3.2	5.3	
WZZU	4.3	2.7	6.1	3.2	2.9	1.6		4.3	10.2	6.0	3.5	1.1	15.4	
WZFX	.3	.4		1.3				.3	1.1		.7			
WKRR	.7	.8		2.6				.5		1.8			1.3	
WPCM	.5	.8		.6	1.9		1.6	.3		.6		1.1		
TOTALS AQH RTG	22.0	21.3	16.2	23.0	21.1	21.9	27.5	23.8	17.7	24.1	28.2	29.7	21.5	15.7

Footnote Symbols: * Audience estimates adjusted for actual broadcast schedule. + Station(s) changed call letters since the prior survey - see Page 5B.
Both of the previous footnotes apply.

Specific Audience

MONDAY-FRIDAY 6AM-10AM

METRO CUME RATING

	Persons 12+	Men 18+	Men 18-24	Men 25-34	Men 35-44	Men 45-54	Men 55-64	Women 18+	Women 18-24	Women 25-34	Women 35-44	Women 45-54	Women 55-64	Teens 12-17
*WAUG	.6	.9		2.7	.8			.4		.9	.8			
WAZZ	.8	.7			1.2	4.1		.9			2.2	1.3	3.4	
WCHL	1.0	.6			2.8			1.5	1.8	.4	4.5	.9	1.1	.6
WDCG	12.1	8.5	16.8	9.4	5.1	9.2	1.4	11.6	25.3	14.3	11.6	2.2	1.5	32.8
WDNC	3.7	3.2	1.6	1.6	1.2	2.4	12.6	3.9		.4	1.2	5.4	14.7	4.8
WDUR	2.6	1.5			1.8		8.6	4.1	2.0	2.7	5.7	3.2	7.5	
WFXC	4.5	3.6	7.9	4.3	2.8		1.4	4.5	8.4	6.3	3.7	2.2		9.3
WKIX	2.6	2.6		4.0	3.7	6.2		2.9	2.4	3.9	2.8		4.2	.6
WLLE	2.7	3.0	2.6	5.0	1.6	3.4	3.6	2.6	1.8	1.7	4.1	3.5	2.3	1.6
WPJL	1.7	.8		.7	2.0	1.7		2.7	1.2	1.7	5.1	3.5	5.3	.8
WPTF	10.7	13.7	1.4	8.5	9.8	19.5	40.5	9.7		2.9	5.3	19.3	23.4	.8
WQDR	10.8	11.2	9.3	13.4	9.1	18.8	6.3	11.2	7.4	14.6	13.2	12.7	11.3	6.8
WQOK	7.2	8.4	18.9	8.1	6.9	5.8		5.8	5.8	13.1	6.1	1.6		9.3
WRAL	14.7	12.7	8.9	15.8	17.7	11.3	7.2	18.8	20.7	23.5	23.5	15.5	14.0	2.4
WRDU	9.6	10.9	23.3	18.3	3.5	1.7		8.5	18.3	17.5	2.0	1.3		9.7
WSRC	1.8	.9				4.1	4.1	2.4	2.0	.9	1.0	4.1	2.6	3.8
WTIK	1.6	1.7	3.2		1.8	3.1		1.9	2.6		1.2		1.1	
WTRG	6.2	6.0	4.9	14.6	2.6	2.4		6.8	7.4	15.2	5.1	2.8	1.9	4.0
WYLT	7.6	6.7	3.9	4.4	7.9	17.8	9.0	9.4	8.4	9.1	11.4	11.4	9.1	2.4
WYRN	1.1	.6				2.4		1.8		1.6		5.4	4.2	
WZZU	8.6	6.2	12.0	8.5	5.1	1.7		7.9	13.7	10.8	7.9	2.8	1.5	24.3
WZFX	.8	.4		1.3				1.0	2.0	1.7	.8			1.8
WKRR	.9	1.6	1.2	4.1	1.0			.3		1.3				.6
WPCM	1.3	1.6		2.4	3.0		1.8	1.2	1.2	1.3		5.1		
TOTALS														
CUME RTG	82.6	83.2	81.9	86.6	84.6	88.0	81.5	82.2	77.7	85.9	87.6	88.6	79.6	81.3

Specific Audience

Footnote Symbols: * Audience estimates adjusted for actual broadcast schedule. + Station(s) changed call letters since the prior survey - see Page 5B.
Both of the previous footnotes apply.

Specific Audience

MONDAY-FRIDAY 10AM-3PM

AQH (00)														
	Persons 12+	Men 18+	Men 18-24	Men 25-34	Men 35-44	Men 45-54	Men 55-64	Women 18+	Women 18-24	Women 25-34	Women 35-44	Women 45-54	Women 55-64	Teens 12-17
WAUG														
METRO	6	5		2	3			1			1			
TSA	6	5		2	3			1			1			
WAZZ														
METRO	5	1				1		4			1			2
TSA	14	6				1		8			3			2
WCHL														
METRO	2	2		2										
TSA	2	2		2										
WDCG														
METRO	49	9	2	4	3			36	10	13	11		1	4
TSA	117	32	7	17	5	3		79	12	41	12	7	6	6
WDNC														
METRO	22	13				1	6	9				1	2	
TSA	24	13				1	6	11				1	2	
WDUR														
METRO	31	11					5	20	2	1	9	2	4	
TSA	31	11					5	20	2	1	9	2	4	
WFXC														
METRO	15	9	7	1	1			6	3	1	2			
TSA	16	9	7	1	1			7	3	1	3			
WKIX														
METRO	11	3	1	2				8	1	4	1		1	
TSA	16	5	1	3	1			11	1	4	4		1	
WLLE														
METRO	38	27	4	7	5	6	5	11		2	2	3		
TSA	45	28	4	7	6	6	5	13		2	2	3		4
WPJL														
METRO	6	3		2	1			3			1	1		
TSA	6	3		2	1			3			1	1		
WPTF														
METRO	72	42	2	15	2	6	7	30		1	2	3	3	
TSA	144	80	7	16	21	7	12	64	4	1	6	11	9	
WQDR														
METRO	80	33	11	9	2	8	1	45	1	9	9	16	4	2
TSA	253	123	22	48	14	30	3	128	18	33	30	29	10	2
WQOK														
METRO	59	30	10	17	3			26	6	14	2	1		3
TSA	126	63	14	31	4	12	2	60	14	23	15	4	1	3
WRAL														
METRO	102	29	6	10	10	2		73	11	20	33	3	4	
TSA	354	99	20	37	26	2	6	253	44	79	74	28	24	2
WRDU														
METRO	48	22	15	7				25	10	15				1
TSA	146	97	63	28	4		1	47	14	28		1		2
WSRC														
METRO	9	2		1		1		7			1	1	1	
TSA	9	2		1		1		7			1	1	1	
WTIK														
METRO	16	10			6	4		6			6			
TSA	16	10			6	4		6			6			
WTRG														
METRO	27	14	3	9	2			11	2	6	1	1	1	2
TSA	116	86	16	37	20	3	9	28	4	10	8	2	1	2
WYLT														
METRO	88	29	5	7	5	6	6	56	10	5	13	12	7	3
TSA	121	36	5	9	5	6	11	79	13	12	21	12	12	6
WYRN														
METRO	10	8						2		1			1	
TSA	10	8						2		1			1	
WZZU														
METRO	24	7	1	3	2	1		12	4	6				5
TSA	40	18	12	3	2	1		16	6	8				6
WZFX														
METRO	6	3		3				2	1		1			1
TSA	77	37	4	12	6	15		36	12	23	1			4
WKRR														
METRO	6	5		4	1			1		1				
TSA	61	40	13	13	14			21	7	10	4			
WPCM														
METRO	9	4		3		1		5				4	1	
TSA	58	22	1	7	1	8	5	36	6	8	3	6	6	
TOTALS														
METRO AQH	870	373	78	122	63	38	36	471	73	117	108	60	41	26

Footnote Symbols: * Audience estimates adjusted for actual broadcast schedule. + Station(s) changed call letters since the prior survey - see Page 5B.
Both of the previous footnotes apply.

Specific Audience

MONDAY-FRIDAY 10AM-3PM

CUME (00)													
Persons 12+	Men 18+	Men 18-24	Men 25-34	Men 35-44	Men 45-54	Men 55-64	Women 18+	Women 18-24	Women 25-34	Women 35-44	Women 45-54	Women 55-64	Teens 12-17
WAUG													
METRO	36	28		18	4		8				8		
TSA	36	28		18	4		8				8		
WAZZ													
METRO	41	12				12	29				6		17
TSA	64	20				12	44				13		17
WCHL													
METRO	33	14		9	5		19	5			9		
TSA	33	14		9	5		19	5			9		
WDCG													
METRO	392	110	27	44	26	5	8	237	92	75	48	4	4
TSA	764	264	105	87	35	29	8	410	154	135	65	23	19
WDNC													
METRO	148	65			4	7	31	83		3		13	26
TSA	179	80			4	7	31	99		3		13	26
WDUR													
METRO	124	33	13		4		9	91	20	12	20	15	14
TSA	124	33	13		4		9	91	20	12	20	15	14
WFXC													
METRO	149	75	42	9	17	7	74	39	21	14			
TSA	164	75	42	9	17	7	89	39	21	22	7		
WKIX													
METRO	114	52	15	28	4	5	62	12	25	8			4
TSA	148	75	15	40	15	5	73	12	25	14			4
WLLE													
METRO	177	121	27	43	17	10	24	56	12	8	16		21
TSA	236	135	27	43	31	10	24	80	12	8	16	5	
WPJL													
METRO	73	25		9	10		48		7	16	7	4	
TSA	79	31		9	16		48		7	16	7	4	
WPTF													
METRO	462	267	15	62	37	34	47	195		13	23	17	52
TSA	873	485	38	112	81	45	78	388	23	13	41	40	76
WQDR													
METRO	492	229	50	80	27	50	4	251	13	75	60	46	28
TSA	1221	581	85	154	119	124	34	618	93	169	162	92	46
WQOK													
METRO	344	170	76	70	17			165	38	86	19	5	9
TSA	631	299	109	94	30	50	9	295	76	122	55	18	7
WRAL													
METRO	571	197	43	72	34	17	11	371	70	117	105	28	16
TSA	1701	561	70	182	157	22	68	1108	226	311	294	126	80
WRDU													
METRO	415	208	101	92	10	5		195	71	114	6	4	12
TSA	1040	649	274	293	40	5	11	364	145	187	6	15	27
WSRC													
METRO	87	30		9		12	9	57		10	10	7	7
TSA	106	30		9		12	9	66		10	19	7	10
WTIK													
METRO	52	30	7		9	4	3	22		6	7	5	5
TSA	52	30	7		9	4	3	22		6	7	5	5
WTRG													
METRO	344	174	44	106	12	12		156	40	83	19	9	5
TSA	898	532	109	305	60	20	14	352	83	157	49	24	7
WYLT													
METRO	404	105	5	14	30	27	22	287	58	43	76	41	33
TSA	629	132	5	28	30	27	35	470	83	131	122	41	50
WYRN													
METRO	31	8						23		17			6
TSA	31	8						23		17			6
WZZU													
METRO	294	83	41	19	18	5		146	65	66	5	4	65
TSA	552	222	150	29	26	17		224	102	102	5	4	106
WZFX													
METRO	52	13		9	4			30	10	12	8		9
TSA	529	225	71	93	36	25		249	92	131	21		55
WKRR													
METRO	32	23		18	5			9	5	4			
TSA	304	229	92	115	22			64	30	24	10		11
WPCM													
METRO	75	40		16	11		9	35		9	4	17	5
TSA	372	217	21	34	26	67	65	155	33	25	22	35	18
TOTALS													
METRO CUME	3590	1538	368	457	243	172	140	1915	331	540	363	217	184

Footnote Symbols: * Audience estimates adjusted for actual broadcast schedule. + Station(s) changed call letters since the prior survey - see Page 5B.
Both of the previous footnotes apply.

Specific Audience

Specific Audience

MONDAY-FRIDAY 10AM-3PM

METRO AQH SHARE														
	Persons 12+	Men 18+	Men 18-24	Men 25-34	Men 35-44	Men 45-54	Men 55-64	Women 18+	Women 18-24	Women 25-34	Women 35-44	Women 45-54	Women 55-64	Teens 12-17
WAUG	.7	1.3		1.6	4.8			.2			.9			
WAZZ	.6	.3				2.6		.8			.9		4.9	
WCHL	.2	.5		1.6										
WDCG	5.6	2.4	2.6	3.3	4.8			7.6	13.7	11.1	10.2		2.4	15.4
WDNC	2.5	3.5				2.6	16.7	1.9				1.7	4.9	
WDUR	3.6	2.9					13.9	4.2	2.7	.9	8.3	3.3	9.8	
WFXC	1.7	2.4	9.0	.8	1.6			1.3	4.1	.9	1.9			
WKIX	1.3	.8	1.3	1.6				1.7	1.4	3.4	.9		2.4	
WLLE	4.4	7.2	5.1	5.7	7.9	15.8	13.9	2.3		1.7	1.9	5.0		
WPJL	.7	.8		1.6	1.6			.6			.9	1.7		
WPTF	8.3	11.3	2.6	12.3	3.2	15.8	19.4	6.4		.9	1.9	5.0	7.3	
WQDR	9.2	8.8	14.1	7.4	3.2	21.1	2.8	9.6	1.4	7.7	8.3	26.7	9.8	7.7
WQOK	6.8	8.0	12.8	13.9	4.8			5.5	8.2	12.0	1.9	1.7		11.5
WRAL	11.7	7.8	7.7	8.2	15.9	5.3		15.5	15.1	17.1	30.6	5.0	9.8	
WRDU	5.5	5.9	19.2	5.7				5.3	13.7	12.8				3.8
WSRC	1.0	.5		.8		2.6		1.5			.9	1.7	2.4	
WTIK	1.8	2.7			9.5	10.5		1.3			5.6			
WTRG	3.1	3.8	3.8	7.4	3.2			2.3	2.7	5.1	.9	1.7	2.4	7.7
WYLT	10.1	7.8	6.4	5.7	7.9	15.8	16.7	11.9	13.7	4.3	12.0	20.0	17.1	11.5
WYRN	1.1	2.1						.4		.9			2.4	
WZZU	2.8	1.9	1.3	2.5	3.2	2.6		2.5	5.5	5.1				19.2
WZFX	.7	.8		2.5				.4	1.4		.9			3.8
WKRR	.7	1.3		3.3	1.6			.2		.9				
WPCM	1.0	1.1		2.5			2.8	1.1				6.7	2.4	
TOTALS AQH RTG	15.6	15.5	15.4	18.0	12.8	13.0	16.2	17.6	14.7	16.9	21.3	19.0	15.5	5.2

Footnote Symbols: * Audience estimates adjusted for actual broadcast schedule. - Station(s) changed call letters since the prior survey - see Page 5B.
Both of the previous footnotes apply.

Specific Audience

MONDAY-FRIDAY 10AM-3PM

METRO CUME RATING														
Persons 12+	Men 18+	Men 18-24	Men 25-34	Men 35-44	Men 45-54	Men 55-64	Women 18+	Women 18-24	Women 25-34	Women 35-44	Women 45-54	Women 55-64	Teens 12-17	
WAUG	.6	1.2		2.7	.8		.3				1.6			
WAZZ	.7	.5				4.1	1.1				1.2		6.4	
WCHL	.6	.6		1.3	1.0		.7	1.0			1.8			
WDCG	7.0	4.6	5.3	6.5	5.3	1.7	3.6	8.9	18.5	10.8	9.5	1.3	1.5	9.1
WDNC	2.7	2.7			.8	2.4	14.0	3.1		.4		4.1	9.8	
WDUR	2.2	1.4	2.6		.8		4.1	3.4	4.0	1.7	3.9	4.7	5.3	
WFXC	2.7	3.1	8.3	1.3	3.5	2.4		2.8	7.8	3.0	2.8			
WKIX	2.0	2.2	3.0	4.1	.8	1.7		2.3	2.4	3.6	1.6		1.5	
WLLE	3.2	5.0	5.3	6.3	3.5	3.4	10.8	2.1		1.7	1.6	5.1		
WPJL	1.3	1.0		1.3	2.0			1.8		1.0	3.2	2.2	1.5	
WPTF	8.3	11.1	3.0	9.1	7.5	11.6	21.2	7.3		1.9	4.5	5.4	19.6	
WQDR	8.8	9.5	9.9	11.8	5.5	17.1	1.8	9.4	2.6	10.8	11.8	14.6	10.6	2.4
WQOK	6.2	7.0	15.0	10.3	3.5			6.2	7.6	12.4	3.7	1.6		1.8
WRAL	10.2	8.2	8.5	10.6	6.9	5.8	5.0	13.9	14.1	16.9	20.7	8.9	6.0	.6
WRDU	7.4	8.6	19.9	13.5	2.0	1.7		7.3	14.3	16.5	1.2	1.3		2.4
WSRC	1.6	1.2		1.3		4.1	4.1	2.1	2.0		2.0	2.2	2.6	
WTIK	.9	1.2	1.4		1.8	1.4	1.4	.8			1.2	2.2	1.9	
WTRG	6.2	7.2	8.7	15.6	2.4	4.1		5.8	8.0	12.0	3.7	2.8	1.9	2.8
WYLT	7.2	4.4	1.0	2.1	6.1	9.2	9.9	10.7	11.6	6.2	15.0	13.0	12.5	2.4
WYRN	.6	.3						.9		2.5			2.3	
WZZU	5.3	3.4	8.1	2.8	3.7	1.7		5.5	13.1	9.5	1.0	1.3		13.1
WZFX	.9	.5		1.3	.8			1.1	2.0	1.7	1.6			1.8
WKRR	.6	1.0		2.7	1.0			.3	1.0	.6				
WPCM	1.3	1.7		2.4	2.2		4.1	1.3		1.3	.8	5.4	1.9	
TOTALS														
CUME RTG	64.3	63.7	72.6	67.3	49.4	58.9	63.1	71.7	66.5	77.9	71.6	68.7	69.4	27.6

Specific Audience

Footnote Symbols: * Audience estimates adjusted for actual broadcast schedule. + Station(s) changed call letters since the prior survey - see Page 5B.
Both of the previous footnotes apply.

Specific Audience

MONDAY-FRIDAY 3PM-7PM

AQH (00)														
	Persons 12+	Men 18+	Men 18-24	Men 25-34	Men 35-44	Men 45-54	Men 55-64	Women 18+	Women 18-24	Women 25-34	Women 35-44	Women 45-54	Women 55-64	Teens 12-17
WAUG														
METRO	10	9		4	2	2	1	1				1		
TSA	10	9		4	2	2	1	1				1		
WAZZ														
METRO	10	5			1	4		5	2		1		1	
TSA	19	7			1	4		12	2		4		1	
WCHL														
METRO	3	1			1			2	1		1			
TSA	3	1			1			2	1		1			
WDCG														
METRO	65	18	4	8	2	1	3	29	12	11	5		1	18
TSA	152	36	8	17	5	3	3	75	24	29	13		5	41
WDNC														
METRO	27	13				1	4	11					1	4
TSA	28	13				1	4	12					1	4
WDUR														
METRO	21	14					9	7			4		2	
TSA	21	14					9	7			4		2	
WFXC														
METRO	33	13	9	2	2			15	11	3	1			5
TSA	41	15	9	2	4			18	11	3	4			8
WKIX														
METRO	12	7	1	2	2	2		5		3	2			
TSA	25	16	5	2	7	2		9		3	3		3	
WLLE														
METRO	5	2		2				3	1	1				
TSA	7	2		2				3	1	1				2
WPJL														
METRO	9	4			4			5		1	2		2	
TSA	9	4			4			5		1	2		2	
WPTF														
METRO	70	41	5	10	6	6	6	27		2	3	3	4	2
TSA	120	69	11	13	17	6	10	48		2	8	9	5	3
WQDR														
METRO	95	41	8	15	5	11	1	53	4	15	12	11	2	1
TSA	232	108	19	34	19	27	6	118	21	32	24	17	10	6
WQOK														
METRO	71	39	13	17	5		4	24	1	14	6	3		8
TSA	164	61	14	24	9	9	5	72	16	25	20	11		31
WRAL														
METRO	82	27	6	6	10	3	1	54	9	15	18	5	3	1
TSA	283	102	22	25	29	8	13	175	23	51	50	29	16	6
WRDU														
METRO	78	33	17	12	3	1		34	19	15				11
TSA	192	110	59	42	5	2		63	29	29		2		19
*WSRC														
METRO	13	1					1	11				6		1
TSA	15	1					1	13			2	6		1
WTIK														
METRO	20	12	5		5	2		8	2		6			
TSA	20	12	5		5	2		8	2		6			
WTRG														
METRO	45	16	2	9	4	1		24	8	8	5	2	1	5
TSA	119	73	9	40	17	1	6	41	11	14	13	2	1	5
WYLT														
METRO	69	27	5	8	4	5	5	39	9	5	5	12	3	3
TSA	97	34	5	10	5	5	9	59	11	11	12	13	7	4
*WYRN														
METRO	11	8						3	1				2	
TSA	11	8						3	1				2	
WZZU														
METRO	41	11	6	2	2	1		14	3	5	3			16
TSA	78	33	17	8	5	3		23	6	11	3			22
<hr style="border-top: 1px dashed black;"/>														
WZFX														
METRO	3	2		2				1	1					
TSA	133	48		19	4	25		60	17	29	4	5	5	25
<hr style="border-top: 1px dashed black;"/>														
WKRR														
METRO	8	7		6	1			1		1				
TSA	86	53	26	18	9			31	21	6	4			2
WPCM														
METRO	10	7		2	4	1		3		1		2		
TSA	92	49	1	7	18	12	9	42	6	11	8	4	10	1
TOTALS														
METRO AQH	961	427	91	126	87	46	42	449	92	122	88	62	30	85

Footnote Symbols: * Audience estimates adjusted for actual broadcast schedule. + Station(s) changed call letters since the prior survey - see Page 5B.
Both of the previous footnotes apply.

Specific Audience

MONDAY - FRIDAY 3PM-7PM

CUME (00)														
	Persons 12+	Men 18+	Men 18-24	Men 25-34	Men 35-44	Men 45-54	Men 55-64	Women 18+	Women 18-24	Women 25-34	Women 35-44	Women 45-54	Women 55-64	Teens 12-17
WAUG														
METRO	40	30		8	4	10	8	10		6	4			
TSA	40	30		8	4	10	8	10		6	4			
WAZZ														
METRO	66	24			12	12		42	12		11	4	9	
TSA	89	32			12	12		57	12		18	4	9	
WCHL														
METRO	82	33		18	11	4		49	15	4	10		3	
TSA	82	33		18	11	4		49	15	4	10		3	
WDCG														
METRO	627	190	64	85	23	10	8	283	140	91	36	7	9	154
TSA	1286	375	175	109	64	19	8	555	261	165	91	23	15	356
WDNC														
METRO	183	83		5	4	12	31	76		3		15	31	24
TSA	206	98		20	4	12	31	84		3		15	31	24
WDUR														
METRO	79	20			4		9	59		12	15	15	7	
TSA	79	20			4		9	59		12	15	15	7	
WFXC														
METRO	276	78	55	9	14			152	80	60	8		4	46
TSA	356	97	55	19	23			184	89	60	24	7	4	75
WKIX														
METRO	135	54	7	15	18	14		73	6	23	34		4	8
TSA	219	113	24	27	48	14		98	6	23	47		16	8
WLLE														
METRO	65	27		17	4			30	9	6		5		8
TSA	75	27		17	4			30	9	6		5		18
WPJL														
METRO	75	10			10			57		11	17	11	4	8
TSA	75	10			10			57		11	17	11	4	8
WPTF														
METRO	442	242	7	55	48	36	44	191		14	28	24	50	9
TSA	776	450	30	121	107	40	67	306		14	56	49	57	20
WQDR														
METRO	574	257	46	93	48	50	9	300	49	78	73	40	21	17
TSA	1541	722	115	225	148	144	55	754	150	182	186	102	53	65
WQOK														
METRO	381	190	91	70	21		8	156	25	89	37	5		35
TSA	785	301	111	85	54	34	17	314	54	147	83	23	7	170
WRAL														
METRO	623	236	62	74	52	29	5	378	84	96	107	45	7	9
TSA	1974	682	155	207	148	63	64	1188	233	331	324	179	63	104
WRDU														
METRO	588	298	123	123	41	11		232	103	119	6	4		58
TSA	1306	745	293	347	74	18		450	218	185	8	20		111
*WSRC														
METRO	63	9					9	45		6	10	7		9
TSA	72	9					9	54		6	19	7		9
WTIK														
METRO	51	27	7		6	4	3	24	6		6		5	
TSA	51	27	7		6	4	3	24	6		6		5	
WTRG														
METRO	501	213	43	122	35	13		246	96	89	40	9	5	42
TSA	1033	560	105	316	118	13	8	428	171	145	75	20	10	45
WYLT														
METRO	439	159	26	40	37	30	22	265	64	47	60	37	27	15
TSA	716	211	26	58	58	30	35	476	124	122	107	53	40	29
*WYRN														
METRO	29	8						21	10			5	6	
TSA	29	8						21	10			5	6	
WZZU														
METRO	388	108	66	23	14	5		184	66	70	38	4		96
TSA	873	351	191	105	38	17		299	111	128	38	4	12	223
WZFX														
METRO	42	22		18	4			20	10	6	4			
TSA	714	237	21	101	32	83		318	81	134	38	40	25	159
WKRR														
METRO	57	40	6	29	5			9		4			5	8
TSA	398	287	128	137	22			82	47	20	10		5	29
WPCM														
METRO	102	62	8	17	26	6	5	40	11	12		13	4	
TSA	540	294	30	35	81	65	68	224	36	57	37	32	45	22
TOTALS														
METRO CUME	4323	1888	417	584	382	217	149	2092	408	567	430	242	182	343

Specific Audience

Footnote Symbols: * Audience estimates adjusted for actual broadcast schedule. + Station(s) changed call letters since the prior survey - see Page 5B.
Both of the previous footnotes apply.

Specific Audience

MONDAY-FRIDAY 3PM-7PM

METRO AQH SHARE														
	Persons 12+	Men 18+	Men 18-24	Men 25-34	Men 35-44	Men 45-54	Men 55-64	Women 18+	Women 18-24	Women 25-34	Women 35-44	Women 45-54	Women 55-64	Teens 12-17
WAUG	1.0	2.1		3.2	2.3	4.3	2.4	.2			1.1			
WAZZ	1.0	1.2			1.1	8.7		1.1	2.2		1.1	1.6		
WCHL	.3	.2			1.1			.4	1.1		1.1			
WDCG	6.8	4.2	4.4	6.3	2.3	2.2	7.1	6.5	13.0	9.0	5.7		3.3	21.2
WDNC	2.8	3.0				2.2	9.5	2.4				1.6	13.3	3.5
WDUR	2.2	3.3					21.4	1.6			4.5	3.2		
WFXC	3.4	3.0	9.9	1.6	2.3			3.3	12.0	2.5	1.1			5.9
WKIX	1.2	1.6	1.1	1.6	2.3	4.3		1.1		2.5	2.3			
WLLE	.5	.5		1.6				.7	1.1	.8				
WPJL	.9	.9			4.6			1.1		.8	2.3	3.2		
WPTF	7.3	9.6	5.5	7.9	6.9	13.0	14.3	6.0		1.6	3.4	4.8	13.3	2.4
WQDR	9.9	9.6	8.8	11.9	5.7	23.9	2.4	11.8	4.3	12.3	13.6	17.7	6.7	1.2
WQOK	7.4	9.1	14.3	13.5	5.7		9.5	5.3	1.1	11.5	6.8	4.8		9.4
WRAL	8.5	6.3	6.6	4.8	11.5	6.5	2.4	12.0	9.8	12.3	20.5	8.1	10.0	1.2
WRDU	8.1	7.7	18.7	9.5	3.4	2.2		7.6	20.7	12.3				12.9
*WSRC	1.4	.2					2.4	2.4				9.7		1.2
WTIK	2.1	2.8	5.5		5.7	4.3		1.8	2.2		6.8			
WTRG	4.7	3.7	2.2	7.1	4.6	2.2		5.3	8.7	6.6	5.7	3.2	3.3	5.9
WYLT	7.2	6.3	5.5	6.3	4.6	10.9	11.9	8.7	9.8	4.1	5.7	19.4	10.0	3.5
*WYRN	1.1	1.9						.7	1.1				6.7	
WZZU	4.3	2.6	6.6	1.6	2.3	2.2		3.1	3.3	4.1	3.4			18.8
WZFX	.3	.5		1.6				.2	1.1					
WKRR	.8	1.6		4.8	1.1			.2		.8				
WPCM	1.0	1.6		1.6	4.6	2.2		.7		.8		3.2		
TOTALS AQH RTG	17.2	17.7	17.9	18.6	17.7	15.8	18.9	16.8	18.5	17.6	17.4	19.6	11.3	17.1

Footnote Symbols: * Audience estimates adjusted for actual broadcast schedule. + Station(s) changed call letters since the prior survey - see Page 5B.
Both of the previous footnotes apply.

Specific Audience

MONDAY-FRIDAY 3PM-7PM

METRO CUME RATING

	Persons 12+	Men 18+	Men 18-24	Men 25-34	Men 35-44	Men 45-54	Men 55-64	Women 18+	Women 18-24	Women 25-34	Women 35-44	Women 45-54	Women 55-64	Teens 12-17
WAUG	.7	1.2		1.2	.8	3.4	3.6	.4		.9	.8			
WAZZ	1.2	1.0			2.4	4.1		1.6	2.4		2.2	1.3	3.4	
WCHL	1.5	1.4		2.7	2.2	1.4		1.8	3.0	.6	2.0		1.1	
WDCG	11.2	7.9	12.6	12.5	4.7	3.4	3.6	10.6	28.1	13.1	7.1	2.2	3.4	31.0
WDNC	3.3	3.4		.7	.8	4.1	14.0	2.8		.4		4.7	11.7	4.8
WDUR	1.4	.8			.8		4.1	2.2		1.7	3.0	4.7	2.6	
WFXC	4.9	3.2	10.8	1.3	2.8			5.7	16.1	8.7	1.6		1.5	9.3
WKIX	2.4	2.2	1.4	2.2	3.7	4.8		2.7	1.2	3.3	6.7		1.5	1.6
WLLE	1.2	1.1		2.5	.8			1.1	1.8	.9		1.6		1.6
WPJL	1.3	.4			2.0			2.1		1.6	3.4	3.5	1.5	1.6
WPTF	7.9	10.0	1.4	8.1	9.8	12.3	19.8	7.2		2.0	5.5	7.6	18.9	1.8
WQDR	10.3	10.7	9.1	13.7	9.8	17.1	4.1	11.2	9.8	11.3	14.4	12.7	7.9	3.4
WQOK	6.8	7.9	17.9	10.3	4.3		3.6	5.8	5.0	12.8	7.3	1.6		7.0
WRAL	11.2	9.8	12.2	10.9	10.6	9.9	2.3	14.2	16.9	13.9	21.1	14.2	2.6	1.8
WRDU	10.5	12.3	24.3	18.1	8.3	3.8		8.7	20.7	17.2	1.2	1.3		11.7
*WSRC	1.1	.4					4.1	1.7		.9	2.0	2.2		1.8
WTIK	.9	1.1	1.4		1.2	1.4	1.4	.9	1.2		1.2		1.9	
WTRG	9.0	8.8	8.5	18.0	7.1	4.5		9.2	19.3	12.8	7.9	2.8	1.9	8.5
WYLT	7.9	6.6	5.1	5.9	7.5	10.3	9.9	9.9	12.9	6.8	11.8	11.7	10.2	3.0
*WYRN	.5	.3						.8	2.0			1.6	2.3	
WZZU	7.0	4.5	13.0	3.4	2.8	1.7		6.9	13.3	10.1	7.5	1.3		19.3
WZFX	.8	.9		2.7	.8			.7	2.0	.9	.8			
WKRR	1.0	1.7	1.2	4.3	1.0			.3		.6			1.9	1.6
WPCM	1.8	2.6	1.6	2.5	5.3	2.1	2.3	1.5	2.2	1.7		4.1	1.5	
TOTALS CUME RTG	77.5	78.2	82.2	86.0	77.6	74.3	67.1	78.3	81.9	81.8	84.8	76.6	68.7	69.0

Specific Audience

Footnote Symbols: * Audience estimates adjusted for actual broadcast schedule. + Station(s) changed call letters since the prior survey - see Page 5B.
Both of the previous footnotes apply.

Specific Audience

MONDAY-FRIDAY 7PM-MID

AQH (00)

	Persons 12+	Men 18+	Men 18-24	Men 25-34	Men 35-44	Men 45-54	Men 55-64	Women 18+	Women 18-24	Women 25-34	Women 35-44	Women 45-54	Women 55-64	Teens 12-17
*WAUG														
METRO	6	5			5			1				1		
TSA	6	5			5			1				1		
WAZZ														
METRO	1	1					1							
TSA	1	1					1							
WCHL														
METRO	3	2		2				1				1		
TSA	4	3		2				1				1		
WDCG														
METRO	47	11	3	5			3	13	7	4		2		23
TSA	99	19	6	5	2	3	3	18	10	6		2		62
WDNC														
METRO	17	3	2	1				14				1		3
TSA	17	3	2	1				14				1	2	3
WDUR														
METRO	12	9					9	3						3
TSA	12	9					9	3						3
WFXC														
METRO	21	10	7	1		2		8	5	2		1		3
TSA	28	10	7	1		2		9	5	2		2		9
WKIX														
METRO	5	2	1		1			3				3		
TSA	11	4	1		1		2	6				3		1
WLLE														
METRO	5							4						1
TSA	5							4						1
WPJL														
METRO	1							1					1	
TSA	1							1					1	
WPTF														
METRO	46	22	1	4	3		4	23				2	4	9
TSA	59	30	1	5	3	1	5	28				3	4	10
WQDR														
METRO	32	13	4	3	1	5		18	1	6		5	6	1
TSA	93	43	12	14	3	8	5	41	4	15		7	9	3
WQOK														
METRO	59	35	14	10	6		5	16	2	9		2	3	8
TSA	127	54	21	10	13	4	6	42	11	12		12	7	31
WRAL														
METRO	34	16	7	2	3	2		16	4	4		3		2
TSA	73	27	10	5	8	2		39	11	6		8		7
WRDU														
METRO	50	19	13	5	1			16	10	6				15
TSA	105	49	32	13	3	1		31	21	10				25
WTIK														
METRO	11	5	1		4			6	2			4		
TSA	11	5	1		4			6	2			4		
WTRG														
METRO	18	8		6	2			9	4	4		1		1
TSA	34	21	2	13	6			12	5	5		1		1
WYLT														
METRO	13	6	2		1	3		7	2	1		1		3
TSA	26	9	2	1	1	5		16	6	2		3		3
WZZU														
METRO	26	4	2	1	1			4	1	2		1		18
TSA	60	17	10	5	1	1		11	5	4		2		32
WZFX														
METRO	6	2		2				2	1			1		2
TSA	102	37		9	11	17		32	21	9		2		33
WKRR														
METRO	6	3		3				2		2				1
TSA	55	36	30	5	1			17	15	2				2
WPCM														
METRO	4	3	1		1		1	1					1	
TSA	22	8	1	2	2	1	2	13	1	6		1	2	3
TOTALS														
METRO AQH	502	221	72	60	36	16	25	193	47	44	30	21	23	88

Footnote Symbols: * Audience estimates adjusted for actual broadcast schedule. + Station(s) changed call letters since the prior survey - see Page 5B.
Both of the previous footnotes apply.

Specific Audience

MONDAY-FRIDAY 7PM-MID

CUME (00)														
	Persons 12+	Men 18+	Men 18-24	Men 25-34	Men 35-44	Men 45-54	Men 55-64	Women 18+	Women 18-24	Women 25-34	Women 35-44	Women 45-54	Women 55-64	Teens 12-17
*WAUG														
METRO	12	8		8				4				4		
TSA	12	8		8				4				4		
WAZZ														
METRO	12	6				6		6			6			
TSA	12	6				6		6			6			
WCHL														
METRO	55	23		14	9			32	4	4	19			
TSA	72	40		14	9			32	4	4	19			
WDCG														
METRO	489	144	56	67	8	5	8	218	109	74	29			127
TSA	870	231	116	76	17	14	8	339	174	113	37	9		300
WDNC														
METRO	132	49	8	11		9	7	62		3	12	7	13	21
TSA	147	64	8	26		9	7	62		3	12	7	13	21
WDUR														
METRO	60	16					9	44		12	5	10	6	
TSA	60	16					9	44		12	5	10	6	
WFXC														
METRO	223	103	55	24	4	17	3	83	41	27	13	2		37
TSA	261	103	55	24	4	17	3	91	41	27	21	2		67
WKIX														
METRO	80	37	7	14	6	5	5	43	6	11	17	5	4	
TSA	112	44	7	14	6	5	12	59	6	11	17	5	10	
WLLE														
METRO	24							15				5		9
TSA	24							15				5		9
WPJL														
METRO	16	8					8	8				4	4	
TSA	16	8					8	8				4	4	
WPTF														
METRO	305	155	7	44	22	12	33	141		7	6	31	49	9
TSA	456	262	7	78	22	34	52	185		7	16	31	53	9
WQDR														
METRO	332	133	21	60	19	29	4	178	37	65	44	21		21
TSA	937	405	77	154	72	70	24	428	76	154	95	49	22	104
WQOK														
METRO	389	195	83	78	26		8	132	27	78	22	5		62
TSA	717	305	102	78	85	23	17	241	55	103	60	23		171
WRAL														
METRO	347	135	45	38	12	16	5	193	53	49	45	13	14	19
TSA	906	296	83	107	50	16	21	522	138	106	162	55	36	88
WRDU														
METRO	418	171	77	75	19			185	90	91	4			62
TSA	872	463	246	169	45	3		294	162	128	4			115
WTIK														
METRO	52	16	7		9			36	13		12			
TSA	52	16	7		9			36	13		12			
WTRG														
METRO	252	136	25	75	28		8	105	38	53	14			11
TSA	424	255	42	145	60		8	151	42	76	26			18
WYLT														
METRO	178	83	22	10	19	25	3	88	21	19	18	12	13	7
TSA	362	131	22	28	26	48	3	210	64	68	39	21	13	21
WZZU														
METRO	299	71	35	23	13			120	51	35	20	4	3	108
TSA	660	219	105	83	13	18		214	94	54	43	13	3	227
WZFX														
METRO	82	27		27				29	19	6	4			26
TSA	575	188	21	96	35	36		200	80	90	11	10	9	187
WKRR														
METRO	58	28	6	18	4			22	5	4	8		5	8
TSA	263	179	111	49	19			69	52	4	8		5	15
WPCM														
METRO	72	46	6	8	22		10	26	5	4		13	4	
TSA	245	105	6	17	30	24	28	132	30	23	19	32	17	8
TOTALS														
METRO CUME	3064	1301	328	424	229	138	101	1403	329	405	241	153	116	360

Specific Audience

Footnote Symbols: * Audience estimates adjusted for actual broadcast schedule. + Station(s) changed call letters since the prior survey - see Page 5B.
Both of the previous footnotes apply.

Specific Audience

MONDAY-FRIDAY 7PM-MID

METRO AQH SHARE														
Persons 12+	Men 18+	Men 18-24	Men 25-34	Men 35-44	Men 45-54	Men 55-64	Women 18+	Women 18-24	Women 25-34	Women 35-44	Women 45-54	Women 55-64	Teens 12-17	
*WAUG	1.2	2.3		8.3			.5			3.3				
WAZZ	.2	.5			6.3									
WCHL	.6	.9		3.3			.5			3.3				
WDCG	9.4	5.0	4.2	8.3		12.0	6.7	14.9	9.1	6.7			26.1	
WDNC	3.4	1.4	2.8	1.7			7.3			3.3	9.5	13.0		
WDUR	2.4	4.1				36.0	1.6					13.0		
WFXC	4.2	4.5	9.7	1.7		12.5	4.1	10.6	4.5	3.3			3.4	
WKIX	1.0	.9	1.4		2.8		1.6			10.0				
WLLE	1.0						2.1						1.1	
WPJL	.2						.5				4.8			
WPTF	9.2	10.0	1.4	6.7	8.3	16.0	11.9			6.7	19.0	39.1	1.1	
WQDR	6.4	5.9	5.6	5.0	2.8	31.3	9.3	2.1	13.6	16.7	28.6		1.1	
WQOK	11.8	15.8	19.4	16.7	16.7	20.0	8.3	4.3	20.5	6.7	14.3		9.1	
WRAL	6.8	7.2	9.7	3.3	8.3	12.5	8.3	8.5	9.1	10.0		4.3	2.3	
WRDU	10.0	8.6	18.1	8.3	2.8		8.3	21.3	13.6				17.0	
WTIK	2.2	2.3	1.4		11.1		3.1	4.3		13.3				
WTRG	3.6	3.6		10.0	5.6		4.7	8.5	9.1	3.3			1.1	
WYLT	2.6	2.7	2.8		2.8	18.8	3.6	4.3	2.3	3.3		13.0		
WZZU	5.2	1.8	2.8	1.7	2.8		2.1	2.1	4.5	3.3			20.5	
WZFX	1.2	.9	3.3				1.0	2.1		3.3			2.3	
WKRR	1.2	1.4	5.0				1.0		4.5				1.1	
WPCM	.8	1.4	1.4		2.8		.5				4.8			
TOTALS														
AQH RTG	9.0	9.2	14.2	8.8	7.3	5.5	11.3	7.2	9.4	6.3	5.9	6.6	8.7	17.7

Footnote Symbols: * Audience estimates adjusted for actual broadcast schedule. + Station(s) changed call letters since the prior survey - see Page 5B.
Both of the previous footnotes apply.

Specific Audience

MONDAY-FRIDAY 7PM-MID

METRO CUME RATING														
Persons 12+	Men 18+	Men 18-24	Men 25-34	Men 35-44	Men 45-54	Men 55-64	Women 18+	Women 18-24	Women 25-34	Women 35-44	Women 45-54	Women 55-64	Teens 12-17	
*WAUG	.2	.3		1.2			.1				.8			
WAZZ	.2	.2				2.1	.2				1.2			
WCHL	1.0	1.0		2.1	1.8		1.2	.8	.6	3.7				
WDCG	8.8	6.0	11.0	9.9	1.6	1.7	3.6	8.2	21.9	10.7	5.7		25.6	
WDNC	2.4	2.0	1.6	1.6		3.1	3.2	2.3		.4	2.4	2.2	4.9	4.2
WDUR	1.1	.7					4.1	1.6		1.7	1.0	3.2	2.3	
WFXC	4.0	4.3	10.8	3.5	.8	5.8	1.4	3.1	8.2	3.9	2.6	.6		7.4
WKIX	1.4	1.5	1.4	2.1	1.2	1.7	2.3	1.6	1.2	1.6	3.4	1.6	1.5	
WLLE	.4						.6				1.6			1.8
WPJL	.3	.3					3.6	.3				1.3	1.5	
WPTF	5.5	6.4	1.4	6.5	4.5	4.1	14.9	5.3		1.0	1.2	9.8	18.5	1.8
WQDR	5.9	5.5	4.1	8.8	3.9	9.9	1.8	6.7	7.4	9.4	8.7	6.6		4.2
WQOK	7.0	8.1	16.4	11.5	5.3		3.6	4.9	5.4	11.3	4.3	1.6		12.5
WRAL	6.2	5.6	8.9	5.6	2.4	5.5	2.3	7.2	10.6	7.1	8.9	4.1	5.3	3.8
WRDU	7.5	7.1	15.2	11.0	3.9			6.9	18.1	13.1	.8			12.5
WTIK	.9	.7	1.4		1.8			1.3	2.6		2.4			
WTRG	4.5	5.6	4.9	11.0	5.7		3.6	3.9	7.6	7.6	2.8			2.2
WYLT	3.2	3.4	4.3	1.5	3.9	8.6	1.4	3.3	4.2	2.7	3.6	3.8	4.9	1.4
WZZU	5.4	2.9	6.9	3.4	2.6			4.5	10.2	5.1	3.9	1.3	1.1	21.7
WZFX	1.5	1.1		4.0				1.1	3.8	.9	.8			5.2
WKRR	1.0	1.2	1.2	2.7	.8			.8	1.0	.6	1.6		1.9	1.6
WPCM	1.3	1.9	1.2	1.2	4.5		4.5	1.0	1.0	.6		4.1	1.5	
TOTALS														
CUME RTG	54.9	53.9	64.7	62.4	46.5	47.3	45.5	52.5	66.1	58.4	47.5	48.4	43.8	72.4

Specific Audience

Footnote Symbols: * Audience estimates adjusted for actual broadcast schedule. + Station(s) changed call letters since the prior survey - see Page 5B.
Both of the previous footnotes apply.

Specific Audience

SATURDAY 6AM-10AM

AQH (00)													
Persons 12+	Men 18+	Men 18-24	Men 25-34	Men 35-44	Men 45-54	Men 55-64	Women 18+	Women 18-24	Women 25-34	Women 35-44	Women 45-54	Women 55-64	Teens 12-17
*WAUG													
METRO													
TSA													
WAZZ													
METRO	3	2					1					1	
TSA	6	3				2	3					1	
WCHL													
METRO	3	1			1		2			1			
TSA	3	1			1		2			1			
WDCG													
METRO	32	8		3	2	3	14	11	3				10
TSA	57	22	3	5	7	7	19	11	4	4			16
WDNC													
METRO	43	27	3	3	6	5	16				3	10	
TSA	47	29	3	3	6	5	18				3	10	
WDUR													
METRO	13	10			1	9	3			2	1		
TSA	13	10			1	9	3			2	1		
WFXC													
METRO	32	14	13		1		15	4	2	2	2		3
TSA	32	14	13		1		15	4	2	2	2		3
WKIX													
METRO	8	7		3	2	2	1				1		
TSA	10	8		3	2	2	2				1		
WLLE													
METRO	23	13			6		8	2		2		1	2
TSA	25	13			6		10	2		2		3	2
WPJL													
METRO	3						3				3		
TSA	3						3				3		
WPTF													
METRO	106	49		7	3	14	55	5	1	4	9	11	2
TSA	164	65		7	10	8	92	5	1	22	10	16	7
WQDR													
METRO	67	22		7	4	6	41		11	14	10	1	4
TSA	171	87	9	29	18	19	78	6	26	24	11	6	6
WQOK													
METRO	33	24	13	7	3	1	7	1	5		1		2
TSA	83	46	18	13	9	6	27	5	9	4	9		10
WRAL													
METRO	81	29	5	7	3		51	5	12	16	8	2	1
TSA	226	117	20	52	19		108	17	24	32	17	10	1
WRDU													
METRO	33	17	11	2	4		13	4	9				3
TSA	57	35	15	14	6		14	4	9		1		8
WSRC													
METRO	19	4			3	1	15	2	1		8		
TSA	19	4			3	1	15	2	1		8		
WTIK													
METRO	14	5			4		9			3		1	
TSA	14	5			4		9			3		1	
WTRG													
METRO	21	11	1	8	2		10	4	1	4	1		5
TSA	71	48	5	28	11		23	4	3	10	1		7
WYLT													
METRO	33	8			3	4	25		2	2	12	2	
TSA	62	20		1	13	5	42		4	17	12	2	
WYRN													
METRO	11	3					8		1			2	
TSA	11	3					8		1			2	
WZZU													
METRO	19	7		6	1		3		2				9
TSA	42	14	1	10	3		7	1	2	3			21
WZFX													
METRO	2						2		1	1			7
TSA	64	40			34	6	17		1	5	11		
WKRR													
METRO	2	1		1			1		1				
TSA	79	57	38	12	7		22	16	6				
WPCM													
METRO	5	4		2			1				1		
TSA	58	38	1	2	2	26	7		3	5	3	4	4
TOTALS													
METRO AQH	754	342	60	67	66	32	53	370	39	59	65	74	40

Footnote Symbols: * Audience estimates adjusted for actual broadcast schedule. + Station(s) changed call letters since the prior survey - see Page 5B.
Both of the previous footnotes apply.

Specific Audience

SATURDAY 6AM-10AM

CUME (00)														
	Persons 12+	Men 18+	Men 18-24	Men 25-34	Men 35-44	Men 45-54	Men 55-64	Women 18+	Women 18-24	Women 25-34	Women 35-44	Women 45-54	Women 55-64	Teens 12-17
*WAUG														
METRO														
TSA														
WAZZ														
METRO	16	12					12	4					4	
TSA	31	20					12	11					4	
WCHL														
METRO	13	5			5			8		3				
TSA	13	5			5			8		3				
WDCG														
METRO	97	26		13	8	5		37	17	17			3	34
TSA	194	78	9	28	27	14		57	17	24	13		3	59
WDNC														
METRO	104	59	8	6		13		45				11	20	
TSA	127	73	8	6		13		54				11	20	
WDUR														
METRO	35	14			5		9	21		6	5	10		
TSA	35	14			5		9	21		6	5	10		
WFXC														
METRO	119	47	42		5			55	22	10	4	10		17
TSA	119	47	42		5			55	22	10	4	10		17
WKIX														
METRO	32	26		10	6	10		6			6			
TSA	43	31		10	6	10		12			6			
WLLS														
METRO	73	27			13		8	38	9	5	8		6	8
TSA	78	27			13		8	43	9	5	8		11	8
WPJL														
METRO	4							4				4		
TSA	4							4				4		
WPTF														
METRO	287	142		25	11	10	42	136	10	4	10	19	27	9
TSA	444	198		25	37	25	57	226	10	4	38	23	40	20
WQDR														
METRO	195	78		25	24	14	9	110		40	29	19	4	7
TSA	488	219	17	72	57	45	22	240	22	85	80	25	10	29
WQOK														
METRO	122	87	36	27	17	7		27	5	17		5		8
TSA	312	157	55	36	38	28		104	33	34	19	18		51
WRAL														
METRO	235	81	20	24	18			151	34	38	25	21	13	3
TSA	650	290	50	119	77	2	23	357	81	79	79	51	47	3
WRDU														
METRO	111	60	35	14	11			29	6	23				22
TSA	226	154	61	74	19			38	6	23		9		34
WSRC														
METRO	68	21				12	9	47	10	7		13	7	
TSA	68	21				12	9	47	10	7		13	7	
WTKR														
METRO	43	16			9			27			6		3	
TSA	43	16			9			27			6		3	
WTRG														
METRO	103	53	7	33	13			44	13	7	15	9		6
TSA	290	199	24	116	51		8	85	13	18	39	9		6
WYLT														
METRO	91	38			24	11	3	53		10	5	23		3
TSA	184	94		13	59	19	3	90		21	31	23		3
WYRN														
METRO	30	8						22		6				6
TSA	30	8						22		6				6
WZZU														
METRO	68	23		17	6			16		10				29
TSA	191	81	20	41	20			49	13	10	20			61
WZFX														
METRO	10							10		6	4			
TSA	146	65			50	15		37		6	20	11		44
WKRR														
METRO	9	5		5				4		4				
TSA	263	185	84	83	18			78	47	31				
WPCM														
METRO	36	23		8	6		9	13		5		8		
TSA	260	163	21	8	22	67	45	90		20	25	26	13	7
TOTALS														
METRO CUME	2065	921	162	208	209	93	120	1003	108	217	160	176	111	141

Specific Audience

Footnote Symbols: * Audience estimates adjusted for actual broadcast schedule. + Station(s) changed call letters since the prior survey - see Page 5B.
Both of the previous footnotes apply.

Specific Audience

SATURDAY 6AM-10AM

METRO AQH SHARE													
Persons 12+	Men 18+	Men 18-24	Men 25-34	Men 35-44	Men 45-54	Men 55-64	Women 18+	Women 18-24	Women 25-34	Women 35-44	Women 45-54	Women 55-64	Teens 12-17
*WAUG													
WAZZ	.4	.6				6.3		.3				2.5	
WCHL	.4	.3			1.5			.5		1.7			
WDCG	4.2	2.3		4.5	3.0	9.4		3.8	28.2	5.1			23.8
WDNC	5.7	7.9	5.0	4.5		18.8	9.4	4.3			4.1	25.0	
WDUR	1.7	2.9			1.5		17.0				3.1	1.4	
WFXC	4.2	4.1	21.7		1.5			4.1	10.3	3.4	3.1	2.7	7.1
WKIX	1.1	2.0		4.5	3.0	6.3		.3			1.5		
WLLE	3.1	3.8			9.1		11.3		5.1		3.1		2.5
WPJL	.4							.8				4.1	4.8
WPTF	14.1	14.3		10.4	4.5	9.4	26.4	14.9	12.8	1.7	6.2	12.2	27.5
WQDR	8.9	6.4		10.4	6.1	18.8	5.7	11.1		18.6	21.5	13.5	2.5
WQOK	4.4	7.0	21.7	10.4	4.5	3.1		1.9	2.6	8.5		1.4	4.8
WRAL	10.7	8.5	8.3	10.4	4.5			13.8	12.8	20.3	24.6	10.8	5.0
WRDU	4.4	5.0	18.3	3.0	6.1			3.5	10.3	15.3			7.1
WSRC	2.5	1.2				9.4	1.9	4.1	5.1	1.7		10.8	
WTIK	1.9	1.5			6.1			2.4			4.6		2.5
WTRG	2.8	3.2	1.7	11.9	3.0			2.7	10.3	1.7	6.2	1.4	
WYLT	4.4	2.3			4.5	12.5	1.9	6.8		3.4	3.1	16.2	5.0
WYRN	1.5	.9						2.2		1.7		5.0	
WZZU	2.5	2.0		9.0	1.5					3.4			21.4
WZFX	.3							.5		1.7	1.5		
WKRR	.3	.3		1.5				.3		1.7			
WPCM	.7	1.2		3.0			3.8	.3				1.4	
TOTALS													
AQH RTG	13.5	14.2	11.8	9.9	13.4	11.0	23.9	13.9	7.8	8.5	12.8	23.4	15.1

Footnote Symbols: * Audience estimates adjusted for actual broadcast schedule. + Station(s) changed call letters since the prior survey - see Page 5B.
Both of the previous footnotes apply.

Specific Audience

SATURDAY 6AM-10AM

METRO CUME RATING														
Persons 12+	Men 18+	Men 18-24	Men 25-34	Men 35-44	Men 45-54	Men 55-64	Women 18+	Women 18-24	Women 25-34	Women 35-44	Women 45-54	Women 55-64	Teens 12-17	
*WAUG														
WAZZ	.3	.5			4.1		.1					1.5		
WCHL	.2	.2		1.0			.3		.4					
WDCG	1.7	1.1		1.9	1.6	1.7	1.4	3.4	2.5				1.1	6.8
WDNC	1.9	2.4	1.6	.9		4.5	4.5	1.7				3.5	7.5	
WDUR	.6	.6			1.0		.8		.9	1.0	3.2			
WFXC	2.1	1.9	8.3		1.0		2.1	4.4	1.4	.8	3.2		3.4	
WKIX	.6	1.1		1.5	1.2	3.4				1.2				
WLLE	1.3	1.1			2.6		1.4	1.8	.7	1.6		2.3	1.6	
WPJL	.1						.1				1.3			
WPTF	5.1	5.9		3.7	2.2	3.4	18.9	5.1	2.0	.6	2.0	6.0	10.2	1.8
WQDR	3.5	3.2		3.7	4.9	4.8	4.1	4.1		5.8	5.7	6.0	1.5	1.4
WQOK	2.2	3.6	7.1	4.0	3.5	2.4	1.0	1.0	2.5		1.6		1.6	
WRAL	4.2	3.4	3.9	3.5	3.7		5.7	6.8	5.5	4.9	6.6	4.9	.6	
WRDU	2.0	2.5	6.9	2.1	2.2		1.1	1.2	3.3				4.4	
WSRC	1.2	.9				4.1	4.1	1.8	2.0	1.0		4.1	2.6	
WTIK	.8	.7			1.8		1.0			1.2		1.1		
WTRG	1.8	2.2	1.4	4.9	2.6		1.6	2.6	1.0	3.0	2.8		1.2	
WYLT	1.6	1.6			4.9	3.8	1.4	2.0		1.4	1.0	7.3	1.1	
WYRN	.5	.3					.8		.9			2.3		
WZZU	1.2	1.0		2.5	1.2		.6		1.4				5.8	
WZFX	.2						.4		.9	.8				
WKRR	.2	.2		.7			.1		.6					
WPCM	.6	1.0		1.2	1.2		.5		.7		2.5			
TOTALS														
CUME RTG	37.0	38.2	32.0	30.6	42.5	31.8	54.1	37.6	21.7	31.3	31.6	55.7	41.9	28.4

Specific Audience

Footnote Symbols: * Audience estimates adjusted for actual broadcast schedule. + Station(s) changed call letters since the prior survey - see Page 5B.
Both of the previous footnotes apply.

Specific Audience

SATURDAY 10AM-3PM

AQH (00)

	Persons 12+	Men 18+	Men 18-24	Men 25-34	Men 35-44	Men 45-54	Men 55-64	Women 18+	Women 18-24	Women 25-34	Women 35-44	Women 45-54	Women 55-64	Teens 12-17
WAUG														
METRO	12	11		9	2			1			1			
TSA	12	11		9	2			1			1			
WAZZ														
METRO	5	3				3		2			1		1	
TSA	11	6				3		5			1		1	
WCHL														
METRO	19	8		5	3			11	1	2	3			
TSA	19	8		5	3			11	1	2	3			
WDCC														
METRO	74	20	6	9	1	3	1	35	22	10	2	1		19
TSA	124	46	7	25	1	12	1	41	24	14	2	1		37
WDNC														
METRO	46	30		3	8	4	2	14		2		4	6	2
TSA	53	35		6	8	4	2	16		2		4	6	2
WDUR														
METRO	9	6			2		4	3		1		1	1	
TSA	12	6			2		4	6		1		1	1	
WFXC														
METRO	44	15	13	2				11	3	6				18
TSA	62	15	13	2				25	17	6				22
WKIX														
METRO	9	4			2	2		4		1	2		1	1
TSA	21	4			2	2		16		1	2		13	1
WLLE														
METRO	28	20	5	4	8		3	8		1		1		
TSA	28	20	5	4	8		3	8		1	2	1		
WPJL														
METRO	3							3				2	1	
TSA	3							3				2	1	
WPTF														
METRO	80	56	9	19	7		9	24				5	4	
TSA	120	80	16	23	14		12	40			2	5	9	
WQDR														
METRO	108	43		22	9	3		63	1	22	11	18	2	2
TSA	277	130	27	36	10	32	9	134	12	39	26	30	5	13
WQOK														
METRO	96	42	21	15	5	1		44	3	29	12			10
TSA	206	56	21	16	10	9		106	14	48	37	7		44
WRAL														
METRO	78	32	3	10	10	3		45	3	10	12	8	3	1
TSA	302	117	14	45	26	8	17	177	34	39	46	35	14	8
WRDU														
METRO	41	19	5	9	1	4		19	10	8		1		3
TSA	115	64	20	38	2	4		38	13	24		1		13
WSRC														
METRO	28	3					3	25		3		11	5	
TSA	28	3					3	25		3		11	5	
WTIK														
METRO	25	9	3		6			16	5		6			
TSA	25	9	3		6			16	5		6			
WTRG														
METRO	60	25		20	5			35	7	11	13		4	
TSA	127	73	11	35	15	4	8	53	12	14	22		5	1
WYLT														
METRO	44	9	2		2	4	1	35		4	10	6	3	
TSA	71	16	2	4	3	6	1	47		7	19	6	3	8
WYRN														
METRO	10	7						3					3	
TSA	10	7						3					3	
WZZU														
METRO	48	10	4	6				14	5	3				24
TSA	79	19	4	15				18	8	3	1			42
WZFX														
METRO	10	1		1				6	4		2			3
TSA	61	16	5	1	9	1		24	13		4	7		21
WKRR														
METRO	12	7	2	5				3		3				2
TSA	110	61	53	8				45	31	11	3			4
WPCM														
METRO	12	5		2	5	35	3	4		8	14	3	1	3
TSA	140	85	19	2	5	35	24	52	9	8	14	7	10	3
TOTALS														
METRO AQH	1035	444	90	149	93	34	31	494	66	133	90	73	43	97

Footnote Symbols: * Audience estimates adjusted for actual broadcast schedule. + Station(s) changed call letters since the prior survey - see Page 5B.
Both of the previous footnotes apply.

ARBITRON RATINGS

120

Specific Audience

SATURDAY 10AM-3PM

CUME (00)													
Persons 12+	Men 18+	Men 18-24	Men 25-34	Men 35-44	Men 45-54	Men 55-64	Women 18+	Women 18-24	Women 25-34	Women 35-44	Women 45-54	Women 55-64	Teens 12-17
WAUG													
METRO	17	13		9	4		4				4		
TSA	17	13		9	4		4				4		
WAZZ													
METRO	22	12				12	10			6			4
TSA	37	20				12	17			6			4
WCHL													
METRO	39	18		9	9		21	4	3	9			
TSA	39	18		9	9		21	4	3	9			
WDCG													
METRO	253	69	10	43	8	5	3	124	68	44	10	2	60
TSA	410	112	20	67	8	14	3	169	91	66	10	2	129
WDNC													
METRO	129	71		9	17	12	8	50		6	5	11	20
TSA	186	120		43	17	12	8	58		6	5	11	20
WDUR													
METRO	38	14			5		9	24		12		5	7
TSA	46	14			5		9	32		12		5	7
WFXC													
METRO	101	23	13	10				52	20	23			26
TSA	126	23	13	10				67	35	23			36
WKIX													
METRO	44	16			6	10		25		11	10		4
TSA	59	16			6	10		40		11	10		19
WLLE													
METRO	68	43	13	9	13		8	25		6	4	5	
TSA	68	43	13	9	13		8	25		6	4	5	
WPJL													
METRO	11							11				7	4
TSA	11							11				7	4
WPTF													
METRO	219	147	22	46	21	3	23	72				7	24
TSA	425	258	51	80	41	3	43	167			23	7	39
WQDR													
METRO	275	122		57	31	12		146	12	52	31	33	6
TSA	700	292	34	90	52	53	13	369	54	108	79	86	16
WQOK													
METRO	242	96	49	27	13	7		120	24	73	23		26
TSA	476	136	49	37	24	26		256	53	131	59	13	84
WRAL													
METRO	233	80	7	29	18	13		150	19	30	46	16	7
TSA	893	292	34	114	59	32	29	557	121	138	170	68	28
WRDU													
METRO	155	81	32	34	9	6		65	31	30		4	9
TSA	365	210	82	102	20	6		121	55	62		4	34
WSRC													
METRO	57	9					9	48		7		24	7
TSA	57	9					9	48		7		24	7
WTIK													
METRO	36	13	7		6			23	6		6		
TSA	36	13	7		6			23	6		6		
WTRG													
METRO	164	67		57	10			92	17	34	31	5	5
TSA	310	156	27	94	21	6	8	147	30	49	52	5	11
WYLT													
METRO	136	39	7		13	16	3	97	4	17	30	19	13
TSA	219	74	7	13	25	26	3	131	4	29	52	19	13
WYRN													
METRO	14	8						6					6
TSA	14	8						6					6
WZZU													
METRO	134	20	5	15				53	27	15	5		61
TSA	245	41	5	36				95	49	15	25		109
WZFX													
METRO	31	9		9				14	10		4		8
TSA	272	111	50	9	40	12		92	58		17	17	69
WKRR													
METRO	26	15	6	9				8		4	4		3
TSA	244	151	109	42				75	47	12	16		18
WPCM													
METRO	45	25		11	5		9	15				11	4
TSA	297	169	21	11	30	51	56	123	22	26	26	21	17
TOTALS													
METRO CUME	2497	1034	214	334	205	111	84	1253	207	350	241	166	113
TSA													

Specific Audience

Footnote Symbols: * Audience estimates adjusted for actual broadcast schedule. + Station(s) changed call letters since the prior survey - see Page 5B.
Both of the previous footnotes apply.

ARBITRON RATINGS

Specific Audience

SATURDAY 10AM-3PM

METRO AQH SHARE														
Persons 12+	Men 18+	Men 18-24	Men 25-34	Men 35-44	Men 45-54	Men 55-64	Women 18+	Women 18-24	Women 25-34	Women 35-44	Women 45-54	Women 55-64	Teens 12-17	
WAUG	1.2	2.5		6.0	2.2		.2			1.1				
WAZZ	.5	.7				8.8	.4			1.1		2.3		
WCHL	1.8	1.8		3.4	3.2		2.2	1.5	1.5	3.3				
WDCG	7.1	4.5	6.7	6.0	1.1	8.8	3.2	7.1	33.3	7.5	2.2	1.4	19.6	
WDNC	4.4	6.8		2.0	8.6	11.8	6.5	2.8		1.5		5.5	14.0	
WDUR	.9	1.4			2.2		12.9	.6		.8		1.4	2.3	
WFXC	4.3	3.4	14.4	1.3				2.2	4.5	4.5			18.6	
WKIX	.9	.9			2.2	5.9		.8		.8	2.2		2.3	
WLLE	2.7	4.5	5.6	2.7	8.6		9.7	1.6		.8	2.2	1.4		
WPJL	.3							.6				2.7	2.3	
WPTF	7.7	12.6	10.0	12.8	7.5		29.0	4.9				6.8	9.3	
WQDR	10.4	9.7		14.8	9.7	8.8		12.8	1.5	16.5	12.2	24.7	4.7	
WQOK	9.3	9.5	23.3	10.1	5.4	2.9		8.9	4.5	21.8	13.3		10.3	
WRAL	7.5	7.2	3.3	6.7	10.8	8.8		9.1	4.5	7.5	13.3	11.0	7.0	
WRDU	4.0	4.3	5.6	6.0	1.1	11.8		3.8	15.2	6.0		1.4	3.1	
WSRC	2.7	.7					9.7	5.1		2.3		15.1	11.6	
WTIK	2.4	2.0	3.3		6.5			3.2	7.6		6.7			
WTRG	5.8	5.6		13.4	5.4			7.1	10.6	8.3	14.4		9.3	
WYLT	4.3	2.0	2.2		2.2	11.8	3.2	7.1		3.0	11.1	8.2	7.0	
WYRN	1.0	1.6						.6					7.0	
WZZU	4.6	2.3	4.4	4.0				2.8	7.6	2.3			24.7	
WZFX	1.0	.2		.7				1.2	6.1		2.2		3.1	
WKRR	1.2	1.6	2.2	3.4				.6		2.3			2.1	
WPCM	1.2	1.1		1.3			9.7	.8			4.1	2.3	3.1	
TOTALS AQH RTG	18.5	18.4	17.8	21.9	18.9	11.6	14.0	18.5	13.3	19.2	17.8	23.1	16.2	19.5

Footnote Symbols: * Audience estimates adjusted for actual broadcast schedule. + Station(s) changed call letters since the prior survey - see Page 5B.
Both of the previous footnotes apply.

Specific Audience

SATURDAY 10AM-3PM

METRO CUME RATING													
Persons 12+	Men 18+	Men 18-24	Men 25-34	Men 35-44	Men 45-54	Men 55-64	Women 18+	Women 18-24	Women 25-34	Women 35-44	Women 45-54	Women 55-64	Teens 12-17
WAUG	.3	.5	1.3	.8			.1			.8			
WAZZ	.4	.5			4.1		.4			1.2		1.5	
WCHL	.7	.7	1.3	1.8			.8	.8	.4	1.8			
WDCG	4.5	2.9	2.0	6.3	1.6	1.7	1.4	4.6	13.7	6.3	2.0	.6	12.1
WDNC	2.3	2.9		1.3	3.5	4.1	3.6	1.9		.9	1.0	3.5	7.5
WDUR	.7	.6			1.0		4.1	.9		1.7		1.6	2.6
WFXC	1.8	1.0	2.6	1.5				1.9	4.0	3.3			5.2
WKIX	.8	.7			1.2	3.4		.9		1.6	2.0		1.5
WLLE	1.2	1.8	2.6	1.3	2.6		3.6	.9		.9	.8	1.6	
WPJL	.2							.4				2.2	1.5
WPTF	3.9	6.1	4.3	6.8	4.3	1.0	10.4	2.7				2.2	9.1
WQDR	4.9	5.1		8.4	6.3	4.1		5.5	2.4	7.5	6.1	10.4	2.3
WQOK	4.3	4.0	9.7	4.0	2.6	2.4		4.5	4.8	10.5	4.5		5.2
WRAL	4.2	3.3	1.4	4.3	3.7	4.5		5.6	3.8	4.3	9.1	5.1	2.6
WRDU	2.8	3.4	6.3	5.0	1.8	2.1		2.4	6.2	4.3		1.3	1.8
WSRC	1.0	.4					4.1	1.8		1.0		7.6	2.6
WTIK	.6	.5	1.4		1.2			.9	1.2		1.2		
WTRG	2.9	2.8		8.4	2.0			3.4	3.4	4.9	6.1	1.6	1.9
WYLT	2.4	1.6	1.4		2.6	5.5	1.4	3.6	.8	2.5	5.9	6.0	4.9
WYRN	.3	.3						.2					2.3
WZZU	2.4	.8	1.0	2.2				2.0	5.4	2.2	1.0		12.3
WZFX	.6	.4		1.3				.5	2.0		.8		1.6
WKRR	.5	.6	1.2	1.3				.3		.6	.8		.6
WPCM	.8	1.0		1.6	1.0		4.1	.6				3.5	1.5
TOTALS	44.7	42.9	42.2	49.2	41.7	38.0	37.8	46.9	41.6	50.5	47.5	52.5	42.6
CUME RTG													

Specific Audience

Footnote Symbols: * Audience estimates adjusted for actual broadcast schedule. + Station(s) changed call letters since the prior survey - see Page 5B.
Both of the previous footnotes apply.

Specific Audience

SATURDAY 3PM-7PM

AQH (00)													
Persons 12+	Men 18+	Men 18-24	Men 25-34	Men 35-44	Men 45-54	Men 55-64	Women 18+	Women 18-24	Women 25-34	Women 35-44	Women 45-54	Women 55-64	Teens 12-17
WAUG													
METRO	6	4		2		2		2				2	
TSA	6	4		2		2		2				2	
WAZZ													
METRO	2	1			1			1					1
TSA	6	1			1			5					1
WCHL													
METRO	10	8		6		2		2			1		
TSA	25	23		21		2		2			1		
WDCG													
METRO	44	12	7	5			15	8	6		1		17
TSA	113	34	7	21		6	27	16	7		3	1	52
WDNC													
METRO	29	15			4	1		12				2	2
TSA	40	18			7	1		20			8	2	2
WDUR													
METRO	13	9					9	4				2	
TSA	15	9					9	6				2	
WFXC													
METRO	48	12	11	1				19	13	1			17
TSA	71	12	11	1				27	13	1	8		32
WKIX													
METRO	2	1		1				1			1		
TSA	5	1		1				4			1		3
WLLE													
METRO	25	14		8		6		11		5	2	4	
TSA	26	15		8		7		11		5	2	4	
WPJL													
METRO	7							7			3	3	
TSA	7							7			3	3	
WPTF													
METRO	54	30	6	7	2	2	5	24				2	11
TSA	87	50	14	7	8	2	8	37	2		3	2	14
WQDR													
METRO	44	16		8	2	1	3	25	1	5	3	12	3
TSA	218	103	19	32	14	15	9	81	24	23	10	13	34
WQOK													
METRO	83	35	15	10	10			40		25	8	2	8
TSA	180	52	15	10	23	4		86	7	34	32	8	42
WRAL													
METRO	80	34	2	16	1	7	2	46	1	13	12	8	4
TSA	208	102	21	35	13	16	11	104	13	33	23	22	5
WRDU													
METRO	61	24	10	13	1			23	8	15			14
TSA	183	106	58	37	3		8	53	23	29		1	24
*WSRC													
METRO	6							6				1	
TSA	6							6				1	
WTIK													
METRO	14	10	5		4			4		1	1	1	1
TSA	14	10	5		4			4		1	1	1	1
WTRG													
METRO	33	17	4	9	4			16	5	2	7	2	
TSA	86	47	4	31	6		6	38	13	13	10	2	1
WYLT													
METRO	36	13			7	4	1	22	1	4	5	2	5
TSA	90	33			26	5	1	42	10	8	12	2	15
*WYRN													
METRO													
TSA													
WZZU													
METRO	26	1		1				7	1	1			18
TSA	42	2		2				18	12	1			22
WZFX													
METRO	7							5			5		2
TSA	104	43		28	13	2		29	1	7	5	5	11
WKRR													
METRO	11	3		3				8	2	2	3		1
TSA	98	64	56	6	2			32	20	5	6		2
WPCM													
METRO	7	1		1				6	1			3	
TSA	98	43		5	6	14	18	51	4	6	13	13	8
TOTALS													
METRO AQH	761	322	72	97	68	31	24	346	44	87	59	57	30
TSA													93

Footnote Symbols: * Audience estimates adjusted for actual broadcast schedule. + Station(s) changed call letters since the prior survey - see Page 5B.
Both of the previous footnotes apply.

Specific Audience

SATURDAY 3PM-7PM

CUME (00)														
	Persons 12+	Men 18+	Men 18-24	Men 25-34	Men 35-44	Men 45-54	Men 55-64	Women 18+	Women 18-24	Women 25-34	Women 35-44	Women 45-54	Women 55-64	Teens 12-17
WAUG														
METRO	17	13		9	4			4				4		
TSA	17	13		9	4			4				4		
WAZZ														
METRO	22	12			6	6		10				6		4
TSA	29	12			6	6		17				6		4
WCHL														
METRO	36	18		9	9			18	4			9		
TSA	70	52		43	9			18	4			9		
WDCG														
METRO	172	53	30	23				63	27	30		6		56
TSA	376	86	30	47		9		144	83	32		19	10	146
WDNC														
METRO	65	32			17	3		29				12	6	3
TSA	85	40			25	3		41				12	6	3
WDUR														
METRO	21	9					9	12					5	7
TSA	29	9					9	20					5	7
WFXC														
METRO	126	37	27	10				45	30	6				44
TSA	154	37	27	10				53	30	6		8		64
WKIX														
METRO	11	5		5				6				6		
TSA	18	5		5				13				6		
WLLE														
METRO	33	18		9	9			15		6		4	5	
TSA	39	24		9	15			15		6		4	5	
WPJL														
METRO	14							14				6	4	
TSA	14							14				6	4	
WPTF														
METRO	133	78	15	29	6	5	10	55	6				7	19
TSA	320	160	43	29	26	5	25	160	29			23	7	40
WQDR														
METRO	174	91		49	24	8	4	76	6	17	18	24		7
TSA	628	303	62	95	50	37	16	255	80	55	46	30	5	70
WQOK														
METRO	208	91	55	18	18			86		58	14	5		31
TSA	424	138	55	18	44	21		169	20	74	50	16		117
WRAL														
METRO	197	76	13	29	6	18	3	121	6	38	41	14	8	
TSA	662	298	49	105	64	29	44	352	47	129	89	60	13	12
WRDU														
METRO	197	96	45	45	6			63	17	46				38
TSA	540	299	135	121	19		24	160	59	92			9	81
*WSRC														
METRO	26							26					6	
TSA	26							26					6	
WTIK														
METRO	41	20	7		6			21		5	6	5	5	
TSA	41	20	7		6			21		5	6	5	5	
WTRG														
METRO	120	55	7	37	11			59	19	11	20	9		6
TSA	261	102	7	72	15		8	149	42	66	32	9		10
WYLT														
METRO	125	52	6		25	14	3	69	6	11	14	11	13	4
TSA	236	86	6		49	24	3	132	40	31	23	11	13	18
*WYRN														
METRO														
TSA														
WZZU														
METRO	69	5		5				28	6	16				36
TSA	127	15		15				54	32	16				58
WZFX														
METRO	16							8				8		8
TSA	244	67		35	20	12		100	16	32	12	11	29	77
WKRR														
METRO	35	10		10				25	11	4	5		5	
TSA	228	125	84	34	7			92	58	12	17		5	11
WPCM														
METRO	30	4		4				26	6			13		
TSA	254	89		13	16	24	36	157	28	34	37	27	13	8
TOTALS														
METRO CUME	1934	808	197	274	167	76	35	905	130	238	178	135	67	221

Specific Audience

Footnote Symbols: * Audience estimates adjusted for actual broadcast schedule. + Station(s) changed call letters since the prior survey - see Page 5B.
Both of the previous footnotes apply.

Specific Audience

SATURDAY 3PM-7PM

METRO AQH SHARE														
Persons 12+	Men 18+	Men 18-24	Men 25-34	Men 35-44	Men 45-54	Men 55-64	Women 18+	Women 18-24	Women 25-34	Women 35-44	Women 45-54	Women 55-64	Teens 12-17	
WAUG	.8	1.2		2.1	2.9		.6			3.4				
WAZZ	.3	.3			1.5		.3					3.3		
WCHL	1.3	2.5		6.2	2.9		.6			1.7				
WDCG	5.8	3.7	9.7	5.2			4.3	18.2	6.9	1.7			18.3	
WDNC	3.8	4.7			5.9	3.2	3.5				3.5	3.3	2.2	
WDUR	1.7	2.8				37.5	1.2				3.5	6.7		
WFXC	6.3	3.7	15.3	1.0			5.5	29.5	1.1				18.3	
WKIX	.3	.3		1.0			.3			1.7				
WLLE	3.3	4.3		8.2	8.8		3.2		5.7	3.4	7.0			
WPJL	.9						2.0			5.1	5.3			
WPTF	7.1	9.3	8.3	7.2	2.9	6.5	20.8	6.9			3.5	36.7		
WQDR	5.8	5.0		8.2	2.9	3.2	12.5	7.2	2.3	5.7	5.1	21.1	3.2	
WQOK	10.9	10.9	20.8	10.3	14.7		11.6		28.7	13.6	3.5		8.6	
WRAL	10.5	10.6	2.8	16.5	1.5	22.6	8.3	13.3	2.3	14.9	20.3	14.0	13.3	
WRDU	8.0	7.5	13.9	13.4	1.5		6.6	18.2	17.2				15.1	
*WSRC	.8						1.7				1.8			
WTIK	1.8	3.1	6.9		5.9		1.2		1.1	1.7	1.8	3.3		
WTRG	4.3	5.3	5.6	9.3	5.9		4.6	11.4	2.3	11.9	3.5			
WYLT	4.7	4.0			10.3	12.9	4.2	6.4	2.3	4.6	8.5	3.5	16.7	
*WYRN														
WZZU	3.4	.3		1.0			2.0	2.3	1.1				19.4	
WZFX	.9						1.4			8.5			2.2	
WKRR	1.4	.9		3.1			2.3	4.5	2.3	5.1		3.3		
WPCM	.9	.3		1.0			1.7	2.3			5.3			
TOTALS														
AQH RTG	13.6	13.3	14.2	14.3	13.8	10.6	10.8	13.0	8.8	12.6	11.6	18.0	11.3	18.7

Footnote Symbols: * Audience estimates adjusted for actual broadcast schedule. + Station(s) changed call letters since the prior survey - see Page 5B.
Both of the previous footnotes apply.

ARBITRON RATINGS

Specific Audience

SATURDAY 3PM-7PM

	METRO CUME RATING													
	Persons 12+	Men 18+	Men 18-24	Men 25-34	Men 35-44	Men 45-54	Men 55-64	Women 18+	Women 18-24	Women 25-34	Women 35-44	Women 45-54	Women 55-64	Teens 12-17
WAUG	.3	.5		1.3	.8			.1			.8			
WAZZ	.4	.5			1.2	2.1		.4			1.2		1.5	
WCHL	.6	.7		1.3	1.8			.7	.8		1.8			
WDCG	3.1	2.2	5.9	3.4				2.4	5.4	4.3	1.2			11.3
WDNC	1.2	1.3			3.5	1.0		1.1				1.9	1.1	.8
WDUR	.4	.4					4.1	.4				1.6	2.6	
WFXC	2.3	1.5	5.3	1.5				1.7	6.0	.9				8.9
WKIX	.2	.2		.7				.2			1.2			
WLLE	.6	.7		1.3	1.8			.6		.9	.8	1.6		
WPJL	.3							.5			1.2	1.3		
WPTF	2.4	3.2	3.0	4.3	1.2	1.7	4.5	2.1	1.2			2.2	7.2	
WQDR	3.1	3.8		7.2	4.9	2.7	1.8	2.8	1.2	2.5	3.6	7.6		1.4
WQOK	3.7	3.8	10.8	2.7	3.7			3.2		8.4	2.8	1.6		6.2
WRAL	3.5	3.1	2.6	4.3	1.2	6.2	1.4	4.5	1.2	5.5	8.1	4.4	3.0	
WRDU	3.5	4.0	8.9	6.6	1.2			2.4	3.4	6.6				7.6
*WSRC	.5							1.0				1.9		
WTIK	.7	.8	1.4		1.2			.8		.7	1.2	1.6	1.9	
WTRG	2.2	2.3	1.4	5.4	2.2			2.2	3.8	1.6	3.9	2.8		1.2
WYLT	2.2	2.2	1.2		5.1	4.8	1.4	2.6	1.2	1.6	2.8	3.5	4.9	.8
*WYRN														
WZZU	1.2	.2		.7				1.0	1.2	2.3				7.2
WZFX	.3							.3			1.6			1.6
WKRR	.6	.4		1.5				.9	2.2	.6	1.0		1.9	
WPCM	.5	.2		.6				1.0	1.2			4.1		
TOTALS														
CUME RTG	34.7	33.5	38.9	40.4	33.9	26.0	15.8	33.9	26.1	34.3	35.1	42.7	25.3	44.5

Specific Audience

Footnote Symbols: * Audience estimates adjusted for actual broadcast schedule. + Station(s) changed call letters since the prior survey - see Page 5B.
Both of the previous footnotes apply.

Specific Audience

SATURDAY 7PM-MID

AQH (00)														
Persons 12+	Men 18+	Men 18-24	Men 25-34	Men 35-44	Men 45-54	Men 55-64	Women 18+	Women 18-24	Women 25-34	Women 35-44	Women 45-54	Women 55-64	Teens 12-17	
WAZZ														
METRO	1						1							
TSA	1						1						1	
WCHL														
METRO	1	1			1									
TSA	1	1			1									
WDCG														
METRO	26	5	1	4			11	6	3	1			10	
TSA	85	23	2	14		7	21	12	4	4			41	
WDNC														
METRO	17	8	3	1			9					1	1	
TSA	20	8	3	1			12				1		1	
WDUR														
METRO	10	9					9	1	1					
TSA	10	9					9	1	1					
WFXC														
METRO	48	19	12	5	2		17	13	2				12	
TSA	71	28	12	5	11		17	13	2				26	
WKIX														
METRO	2	1		1			1			1				
TSA	5	2		1			3			1				
WLLE														
METRO	8	1			1		6						1	
TSA	8	1			1		6						1	
WPJL														
METRO	4	1		1			3		1		2			
TSA	4	1		1			3		1		2			
WPTF														
METRO	35	17			2		18					5	6	
TSA	52	21		3	3		31			10		5	9	
WQDR														
METRO	42	20	4	8		6	21		8	6	4	3	1	
TSA	104	50	6	24	4	8	47	2	25	8	4	4	7	
WQOK														
METRO	33	16	6	2	8		16	1	7	4	2		1	
TSA	116	24	10	2	11	1	54	23	9	14	6		38	
WRAL														
METRO	25	4	2	2			19	1	10	3	1	4	2	
TSA	73	20	2	9	9		49	1	19	18	4	7	4	
WRDU														
METRO	82	33	25	7	1		30	19	11				19	
TSA	150	67	51	15	1		59	43	16				24	
WTIK														
METRO	9	3	1		2		6	1		3				
TSA	9	3	1		2		6	1		3				
WTRG														
METRO	12	7	1	6			3	1	1	1			2	
TSA	33	26	5	21			5	1	3	1			2	
WYLT														
METRO	24	12	3	2	5		12	2	5	2		3		
TSA	50	24	3	2	11	6	21	6	5	7		3	5	
WZZU														
METRO	28	6	4	2			5	1	4				17	
TSA	41	7	4	2		1	6	2	4				28	
WZFX														
METRO	5	1		1			3		2	1			1	
TSA	115	40	10	18	7	5	45	17	22	2	4		30	
WKRR														
METRO	9	6		6			3	1	2					
TSA	59	44	35	9			15	13	2					
WPCM														
METRO	3	2	1	1			1							
TSA	31	7	1	2	1	3	24	16	4	1	1	1		
TOTALS														
METRO AQH	547	234	75	64	42	17	15	225	57	65	25	17	20	88

Footnote Symbols: * Audience estimates adjusted for actual broadcast schedule. + Station(s) changed call letters since the prior survey - see Page 5B.
Both of the previous footnotes apply.

Specific Audience

SATURDAY 7PM-MID

CUME (00)														
	Persons 12+	Men 18+	Men 18-24	Men 25-34	Men 35-44	Men 45-54	Men 55-64	Women 18+	Women 18-24	Women 25-34	Women 35-44	Women 45-54	Women 55-64	Teens 12-17
WAZZ														
METRO	4							4						4
TSA	4							4						4
WCHL														
METRO	17	9				9		8				5		3
TSA	17	9				9		8				5		3
WDCG														
METRO	125	30	16	14				61	30	20	4			34
TSA	313	83	36	38		9		122	67	30	18			108
WDNC														
METRO	55	24	8	6			3	31				5	4	4
TSA	63	24	8	6			3	39				5	4	4
WDUR														
METRO	20	9					9	11	11					
TSA	20	9					9	11	11					
WFXC														
METRO	159	64	40	20	4			55	36	10				40
TSA	189	74	40	20	14			55	36	10				60
WKIX														
METRO	19	10		10				6				6		3
TSA	36	17		10			7	16				6		3
WLEL														
METRO	22	4			4			10						8
TSA	22	4			4			10						8
WPJL														
METRO	15	5		5				10				6	4	
TSA	15	5		5				10				6	4	
WPTF														
METRO	92	33			6	5	10	59					16	15
TSA	176	79		34	10	5	18	97				25	16	28
WQDR														
METRO	142	67	19	24		16		72		30	19	13	10	3
TSA	405	193	40	82	26	24	13	187	10	101	34	13	15	25
WQOK														
METRO	154	75	27	27	21			71	9	30	18	5		8
TSA	307	111	46	27	32	6		129	37	38	35	10		67
WRAL														
METRO	107	20	7	13				73	6	33	18	8	8	14
TSA	351	107	7	65	35			220	6	107	62	24	21	24
WRDU														
METRO	192	88	51	31	6			73	41	32				31
TSA	384	215	139	70	6			127	66	61				42
WTIK														
METRO	29	13	7		6			16	6			6		
TSA	29	13	7		6			16	6			6		
WTRG														
METRO	66	40	7	33				14	6	4	4			12
TSA	131	96	24	72				23	6	13	4			12
WYLT														
METRO	94	46	7	10	19			48	6	14	15		13	
TSA	171	71	7	10	30	14		86	23	14	36		13	14
WZZU														
METRO	108	23	14	9				23	11	12				62
TSA	197	35	14	9		12		46	34	12				116

WZFX														
METRO	34	18		18				8		4	4			8
TSA	281	95	10	55	15	15		109	50	47	7	5		77

WKRR														
METRO	28	10		10				13	6	7				5
TSA	114	74	55	19				35	28	7				5
WPCM														
METRO	28	11	6	5				17		5		5		
TSA	130	52	6	14	14		18	78	22	20	6	10	7	
TOTALS														
METRO CUME	1568	605	207	188	100	34	33	728	167	213	106	73	66	235

Specific Audience

Footnote Symbols: * Audience estimates adjusted for actual broadcast schedule. + Station(s) changed call letters since the prior survey - see Page 5B.
Both of the previous footnotes apply.

Specific Audience

SATURDAY 7PM-MID

METRO AQH SHARE														
Persons 12+	Men 18+	Men 18-24	Men 25-34	Men 35-44	Men 45-54	Men 55-64	Women 18+	Women 18-24	Women 25-34	Women 35-44	Women 45-54	Women 55-64	Teens 12-17	
WAZZ	.2						.4					5.0		
WCHL	.2	.4		2.4										
WDCG	4.8	2.1	1.3	6.3			4.9	10.5	4.6	4.0			11.4	
WDNC	3.1	3.4	4.0	1.6		6.7	4.0				5.9	5.0		
WDUR	1.8	3.8				60.0	.4	1.8						
WFXC	8.8	8.1	16.0	7.8	4.8		7.6	22.8	3.1				13.6	
WKIX	.4	.4	1.6				.4			4.0				
WLLE	1.5	.4		2.4			2.7						1.1	
WPJL	.7	.4	1.6				1.3		1.5		11.8			
WPTF	6.4	7.3		4.8		20.0	8.0				29.4	30.0		
WQDR	7.7	8.5	5.3	12.5		35.3	9.3		12.3	24.0	23.5	15.0	1.1	
WQOK	6.0	6.8	8.0	3.1	19.0		7.1	1.8	10.8	16.0	11.8		1.1	
WRAL	4.6	1.7	2.7	3.1			8.4	1.8	15.4	12.0	5.9	20.0	2.3	
WRDU	15.0	14.1	33.3	10.9	2.4		13.3	33.3	16.9				21.6	
WTIK	1.6	1.3	1.3	4.8			2.7	1.8		12.0				
WTRG	2.2	3.0	1.3	9.4			1.3	1.8	1.5	4.0			2.3	
WYLT	4.4	5.1	4.0	3.1	11.9		5.3	3.5	7.7	8.0		15.0		
WZZU	5.1	2.6	5.3	3.1			2.2	1.8	6.2				19.3	
WZFX	.9	.4	1.6				1.3		3.1	4.0			1.1	
WKRR	1.6	2.6	9.4				1.3	1.8	3.1					
WPCM	.5	.9	1.3	1.6			.4							
TOTALS AQH RTG	9.8	9.7	14.8	9.4	8.5	5.8	6.8	8.4	11.4	9.4	4.9	5.4	7.5	17.7

Footnote Symbols: * Audience estimates adjusted for actual broadcast schedule. + Station(s) changed call letters since the prior survey - see Page 5B.
Both of the previous footnotes apply.

Specific Audience

SATURDAY 7PM-MID

METRO CUME RATING														
Persons 12+	Men 18+	Men 18-24	Men 25-34	Men 35-44	Men 45-54	Men 55-64	Women 18+	Women 18-24	Women 25-34	Women 35-44	Women 45-54	Women 55-64	Teens 12-17	
WAZZ	.1						.1						1.5	
WCHL	.3	.4			1.8		.3			1.0			1.1	
WDCG	2.2	1.2	3.2	2.1			2.3	6.0	2.9	.8			6.8	
WDNC	1.0	1.0	1.6	.9			1.4	1.2		1.0	1.3	1.5		
WDUR	.4	.4					4.1	.4	2.2					
WFXC	2.8	2.7	7.9	2.9	.8		2.1	7.2	1.4				8.0	
WKIX	.3	.4		1.5			.2			1.2			.6	
WLLE	.4	.2			.8		.4						1.6	
WPJL	.3	.2		.7			.4		.9			1.3		
WPTF	1.6	1.4			1.2	1.7	4.5	2.2				5.1	5.7	
WQDR	2.5	2.8	3.7	3.5		5.5	2.7		4.3	3.7	4.1	3.8	.6	
WQOK	2.8	3.1	5.3	4.0	4.3		2.7	1.8	4.3	3.6	1.6		1.6	
WRAL	1.9	.8	1.4	1.9			2.7	1.2	4.8	3.6	2.5	3.0	2.8	
WRDU	3.4	3.6	10.1	4.6	1.2		2.7	8.2	4.6				6.2	
WTIK	.5	.5	1.4		1.2		.6	1.2		1.2				
WTRG	1.2	1.7	1.4	4.9			.5	1.2	.6	.8			2.4	
WYLT	1.7	1.9	1.4	1.5	3.9		1.8	1.2	2.0	3.0		4.9		
WZZU	1.9	1.0	2.8	1.3			.9	2.2	1.7				12.5	
WZFX	.6	.7		2.7			.3		.6	.8			1.6	
WKRR	.5	.4		1.5			.5	1.2	1.0				1.0	
WPCM	.5	.5	1.2	.7			.6		.7		1.6			
TOTALS CUME RTG	28.1	25.1	40.8	27.7	20.3	11.6	14.9	27.3	33.5	30.7	20.9	23.1	24.9	47.3

Specific Audience

Footnote Symbols: * Audience estimates adjusted for actual broadcast schedule. + Station(s) changed call letters since the prior survey - see Page 5B.
Both of the previous footnotes apply.

Specific Audience

SUNDAY 6AM-10AM

AQH (00)													
Persons 12+	Men 18+	Men 18-24	Men 25-34	Men 35-44	Men 45-54	Men 55-64	Women 18+	Women 18-24	Women 25-34	Women 35-44	Women 45-54	Women 55-64	Teens 12-17
*WAUG													
METRO													
TSA													
WAZZ													
METRO	2	2				2							
TSA	3	3				3							
WCHL													
METRO	2	1			1		1			1			
TSA	2	1			1		1			1			
WDCG													
METRO	22	9	4	4	1		2			1	1		11
TSA	44	17	4	12	1		15	12		1	1		12
WDNC													
METRO	54	34	4			8	13				3	3	11
TSA	55	34	4			8	13				3	3	11
WDUR													
METRO	40	14		1	4		9			2	7	3	4
TSA	43	14		1	4		9			2	7	3	4
WFXC													
METRO	13	5	5				5						3
TSA	13	5	5				5						3
WKIX													
METRO	4						4				4		
TSA	4						4				4		
WLE													
METRO	69	38		18	8		12	9			9	3	
TSA	69	38		18	8		12	9			9	3	
WPJL													
METRO	3						3					2	1
TSA	3						3					2	1
WPTF													
METRO	47	21		3		1	7						
TSA	78	36		3	4	3	12				1	5	6
WQDR													
METRO	62	27	2	8	4	7	4			9	8	10	4
TSA	147	70	6	23	12	13	14			26	19	13	9
WQOK													
METRO	39	30	26	3	1		7			5	1	1	2
TSA	68	36	26	3	5	2	16	7		5	2	2	16
WRAL													
METRO	63	21		1	6	1	42	11	7		13	4	4
TSA	135	51		17	15	1	83	12	19		25	18	6
WRDU													
METRO	23	9	1	2	6		13	2		11			1
TSA	52	33	23	4	6		18	2		12			1
WSRC													
METRO	51	9				6	1				5	11	8
TSA	51	9				6	1				5	11	8
WTIK													
METRO	9	5			5		4				4		
TSA	9	5			5		4				4		
WTRG													
METRO	12	5		1		4	7	1		5	1		
TSA	33	20	1	10	1	4	13	1		8	4		
WYLT													
METRO	30	5			2	2	1			3	9	4	
TSA	46	14			10	3	1			4	15	4	
*WYRN													
METRO	23	7				4	16			6	4	2	
TSA	23	7				4	16			6	4	2	
WZZU													
METRO	7	1			1		2			1			4
TSA	26	8			8		5	2		1	1		13
WZFX													
METRO													
TSA	37	28			26	2	9			8		1	
WKRR													
METRO	2						2			2			
TSA	4	2			2		2			2			
WPCM													
METRO	1	1				1							
TSA	37	23	1	6	2	6	8	11	2	1	6	2	3
TOTALS													
METRO AQH	712	296	55	53	50	45	50	370	39	64	82	56	46

Footnote Symbols: * Audience estimates adjusted for actual broadcast schedule. + Station(s) changed call letters since the prior survey - see Page 5B.
Both of the previous footnotes apply.

Specific Audience

SUNDAY 6AM-10AM

CUME (00)													
Persons 12+	Men 18+	Men 18-24	Men 25-34	Men 35-44	Men 45-54	Men 55-64	Women 18+	Women 18-24	Women 25-34	Women 35-44	Women 45-54	Women 55-64	Teens 12-17
*WAUG													
METRO													
TSA													
WAZZ													
METRO	12	6				6	6				6		
TSA	20	14				14	6				6		
WCHL													
METRO	8	5			5		3			3			
TSA	8	5			5		3			3			
WDCG													
METRO	88	41	13	19	9		11			7	4		36
TSA	174	56	13	34	9		73	53		7	4	9	45
WDNC													
METRO	134	67	8			20	27			3	10	9	33
TSA	142	67	8			20	27			3	10	9	33
WDUR													
METRO	93	23		9	5		9			12	20	11	7
TSA	101	23		9	5		9			12	20	11	7
WFXC													
METRO	43	13	13				13			4			17
TSA	43	13	13				13			4			17
WKIX													
METRO	19	6			6		13			4	9		
TSA	19	6			6		13			4	9		
WLE													
METRO	105	58		25	17		16				17	11	
TSA	105	58		25	17		16				17	11	
WPJL													
METRO	18						18					4	14
TSA	18						18					4	14
WPTF													
METRO	158	71		7		10	25					16	19
TSA	278	128		7	14	20	44				9	16	33
WQDR													
METRO	190	90	7	26	26	16	9			29	34	18	9
TSA	455	210	24	72	48	38	22		10	90	57	28	14
WQOK													
METRO	111	77	55	18	4		26			17	4	5	8
TSA	200	97	55	18	15	9	56		9	17	12	18	47
WRAL													
METRO	173	56		5	27	5	117		28	21	36	16	9
TSA	564	195		79	78	5	352		38	91	133	62	21
WRDU													
METRO	94	39	12	12	15		49		6	39	4		6
TSA	201	114	85	14	15		81		6	50	4	11	10
WSRC													
METRO	107	27				12	9				9	18	10
TSA	107	27				12	9				9	18	10
WTIK													
METRO	15	9			9		6				6		
TSA	15	9			9		6				6		
WTRG													
METRO	41	12		5		7	29		7	11	6	5	
TSA	112	59	9	33	2	7	53		7	20	21	5	
WYLT													
METRO	96	29		3	19	4	3			9	26	15	3
TSA	148	61		3	43	12	3			21	34	15	3
*WYRN													
METRO	43	15				7	28			6		6	6
TSA	43	15				7	28			6		6	6
WZZU													
METRO	44	6			6		16			10			22
TSA	116	20			20		42	17		10	9		54
WZFX													
METRO					35	12	42			31		11	
TSA	89	47											
WKRR													
METRO	4						4			4			
TSA	11	7			7		4			4			
WPCM													
METRO	5	5					5						14
TSA	168	113	21	18	17	24	33	41	9	8	19	5	
TOTALS													
METRO CUME	1859	755	136	148	165	103	105	972	92	191	216	149	118
													132

Specific Audience

Footnote Symbols: * Audience estimates adjusted for actual broadcast schedule. + Station(s) changed call letters since the prior survey - see Page 5B.
Both of the previous footnotes apply.

Specific Audience

SUNDAY 6AM-10AM

METRO AQH SHARE													
Persons 12+	Men 18+	Men 18-24	Men 25-34	Men 35-44	Men 45-54	Men 55-64	Women 18+	Women 18-24	Women 25-34	Women 35-44	Women 45-54	Women 55-64	Teens 12-17
*WAUG													
WAZZ	.3	.7			4.4								
WCHL	.3	.3		2.0			.3		1.6				
WDCG	3.1	3.0	7.3	7.5	2.0		.5		1.6	1.2			23.9
WDNC	7.6	11.5	7.3			17.8	26.0	5.4		3.7	5.4	27.5	
WDUR	5.6	4.7		1.9	8.0		18.0	7.0	3.1	8.5	5.4	10.0	
WFXC	1.8	1.7	9.1					1.4					6.5
WKIX	.6						1.1			4.9			
WLLE	9.7	12.8		34.0	16.0		24.0	8.4	23.1		11.0	5.4	
WPJL	.4						.8				3.6	2.5	
WPTF	6.6	7.1		5.7		2.2	14.0	7.0			8.9	15.0	
WQDR	8.7	9.1	3.6	15.1	8.0	15.6	8.0	8.9		14.1	9.8	17.9	10.0
WQOK	5.5	10.1	47.3	5.7	2.0			1.9		7.8	1.2	1.8	4.3
WRAL	8.8	7.1		1.9	12.0	2.2		11.4	28.2	10.9	15.9	7.1	10.0
WRDU	3.2	3.0	1.8	3.8	12.0			3.5	5.1	17.2			2.2
WSRC	7.2	3.0				13.3	2.0	9.2	12.8		6.1	19.6	17.4
WTIK	1.3	1.7		10.0				1.1			4.9		
WTRG	1.7	1.7	1.9			8.9		1.9	2.6	7.8	1.2		
WYLT	4.2	1.7		4.0	4.4	2.0	6.8		4.7	11.0	7.1		
*WYRN	3.2	2.4				8.9		4.3		9.4		7.1	5.0
WZZU	1.0	.3		2.0			.5		1.6				8.7
WZFX													
WKRR	.3						.5		3.1				
WPCM	.1	.3				2.0							
TOTALS AQH RTG	12.8	12.3	10.8	7.8	10.2	15.4	22.5	13.9	7.8	9.2	16.2	17.7	15.1

Footnote Symbols: * Audience estimates adjusted for actual broadcast schedule. + Station(s) changed call letters since the prior survey - see Page 5B.
Both of the previous footnotes apply.

Specific Audience

SUNDAY 6AM-10AM

METRO CUME RATING														
Persons 12+	Men 18+	Men 18-24	Men 25-34	Men 35-44	Men 45-54	Men 55-64	Women 18+	Women 18-24	Women 25-34	Women 35-44	Women 45-54	Women 55-64	Teens 12-17	
*WAUG														
WAZZ	.2	.2			2.1		.2			1.2				
WCHL	.1	.2		1.0			.1		.4					
WDCG	1.6	1.7	2.6	2.8	1.8		.4		1.0	.8			7.2	
WDNC	2.4	2.8	1.6			6.8	12.2	2.5	.4	2.0	2.8	12.5		
WDUR	1.7	1.0		1.3	1.0		4.1	2.6		1.7	3.9	3.5	2.6	
WFXC	.8	.5	2.6				.5		.6				3.4	
WKIX	.3	.2			1.2		.5		.6	1.8				
WLLE	1.9	2.4		3.7	3.5		7.2	1.8	1.8		3.4	3.5		
WPJL	.3						.7					1.3	5.3	
WPTF	2.8	2.9		1.0		3.4	11.3	3.3				5.1	7.2	
WQDR	3.4	3.7	1.4	3.8	5.3	5.5	4.1	3.6		4.2	6.7	5.7	3.4	
WQOK	2.0	3.2	10.8	2.7	.8		1.0		2.5	.8	1.6		1.6	
WRAL	3.1	2.3		.7	5.5	1.7		4.4	5.6	3.0	7.1	5.1	3.4	
WRDU	1.7	1.6	2.4	1.8	3.0		1.8	1.2	5.6	.8			1.2	
WSRC	1.9	1.1				4.1	4.1	2.6	2.0		1.8	5.7	2.0	
WTIK	.3	.4			1.8		.2				1.2			
WTRG	.7	.5		.7		2.4		1.1	1.4	1.6	1.2	1.6		
WYLT	1.7	1.2		.4	3.9	1.4	1.4	2.5		1.3	5.1	4.7	1.1	
*WYRN	.8	.6				2.4		1.0		.9		1.9	2.3	
WZZU	.8	.2			1.2		.6		1.4				4.4	
WZFX														
WKRR	.1						.1		.6					
WPCM	.1	.2				2.3								
TOTALS CUME RTG	33.3	31.3	26.8	21.8	33.5	35.3	47.3	36.4	18.5	27.6	42.6	47.2	44.5	26.6

Specific Audience

Footnote Symbols: * Audience estimates adjusted for actual broadcast schedule. + Station(s) changed call letters since the prior survey - see Page 5B.
Both of the previous footnotes apply.

Specific Audience

SUNDAY 10AM-3PM

AQH (00)														
Persons 12+	Men 18+	Men 18-24	Men 25-34	Men 35-44	Men 45-54	Men 55-64	Women 18+	Women 18-24	Women 25-34	Women 35-44	Women 45-54	Women 55-64	Teens 12-17	
WAUG														
METRO														
TSA														
WAZZ														
METRO	15	4				4	11	4		2		1		
TSA	15	4				4	11	4		2		1		
WCHL														
METRO	2	2		1	1									
TSA	2	2		1	1									
WDCG														
METRO	37	5	1	4			19	13	4	1			13	
TSA	108	25	3	20		2	48	16	17	13	1		35	
WDNC														
METRO	20	14				8	6		1	3	1	1		
TSA	21	14				8	7		1	3	1	1		
WDUR														
METRO	39	8		1	1	4	31	3	7	8	4	3		
TSA	39	8		1	1	4	31	3	7	8	4	3		
WFXC														
METRO	34	28	26	2			4	1	1				2	
TSA	56	28	26	2			26	15	1	8			2	
WKIX														
METRO	2						2	1		1				
TSA	2						2	1		1				
WLLE														
METRO	77	38		13	9	10	34	16	5	5			5	
TSA	79	38		13	9	10	36	16	5	7			5	
WPJL														
METRO														
TSA														
WPTF														
METRO	28	13		2	2	1	15		1	1		2		
TSA	57	30	5	2	9	1	27		1	1		4		
WQDR														
METRO	59	30	2	9	1	8	27		9	5	7	3	2	
TSA	169	95	22	25	11	24	67	5	23	14	11	5	7	
WQOK														
METRO	11	8	6	1	1		1			1			2	
TSA	53	17	6	1	1	9	12	7		3	2		24	
WRAL														
METRO	54	23		9	3	5	29	4	6	12	5		2	
TSA	158	53		22	17	5	102	27	19	42	11		3	
WRDU														
METRO	28	5		4	1		17		7	10			6	
TSA	109	65	36	16	5	3	28	8	10	15	5		16	
WSRC														
METRO	10	4				2	5			1	2		1	
TSA	11	4				2	6			1	2		1	
WTIK														
METRO	8	4	1		3		4	1		3				
TSA	8	4	1		3		4	1		3				
WTRG														
METRO	33	18	11	7			12	3	7	2			3	
TSA	47	28	11	8	1		16	4	8	4			3	
WYLT														
METRO	56	17		6	4	5	39	2	8	14	5	2		
TSA	63	19		8	4	5	44	2	10	17	5	2		
WYRN														
METRO	2	2												
TSA	2	2												
WZZU														
METRO	30	3	1	2			13	3	8	1			14	
TSA	65	20	4	16			16	6	8	1			29	
WZFX														
METRO	17	9		9			8	7	1					
TSA	40	28		14	10	4	11	10	1				1	
WKRR														
METRO	3	1		1			2		1					
TSA	75	50	44	6			21	17	1	2			4	
WPCM														
METRO	7	6		1	2		1				1			
TSA	78	53	12	1	18	9	11		1	16	1	4	1	
TOTALS														
METRO AQH	724	295	56	82	46	40	45	362	85	80	74	32	22	67

Footnote Symbols: * Audience estimates adjusted for actual broadcast schedule. + Station(s) changed call letters since the prior survey - see Page 5B.
Both of the previous footnotes apply.

Specific Audience

SUNDAY 10AM-3PM

CUME (00)													
Persons 12+	Men 18+	Men 18-24	Men 25-34	Men 35-44	Men 45-54	Men 55-64	Women 18+	Women 18-24	Women 25-34	Women 35-44	Women 45-54	Women 55-64	Teens 12-17
WAUG													
METRO													
TSA													
WAZZ													
METRO	39	12				12	27	6		6			9
TSA	39	12				12	27	6		6			9
WCHL													
METRO	17	14		9	5								3
TSA	17	14		9	5								3
WDCG													
METRO	177	48	6	34	4	4	82	41	25	10			47
TSA	392	90	15	58	4	13	182	82	53	32	9		120
WDNC													
METRO	56	24				3	28		3	6	10		5
TSA	64	24				3	36		3	6	10		5
WDUR													
METRO	141	31		10	5		9	110	11	25	24	15	13
TSA	141	31		10	5		9	110	11	25	24	15	13
WFXC													
METRO	84	51	42	9			25	10	6				8
TSA	106	51	42	9			47	24	6		8		8
WKIX													
METRO	30	11		5	6		19	6	4	9			
TSA	30	11		5	6		19	6	4	9			
WLLE													
METRO	143	72		25	21	10	16	62	17	17	8		9
TSA	150	72		25	21	10	16	69	17	17	15		9
WPJL													
METRO	4							4				4	
TSA	4							4				4	
WPTF													
METRO	95	44		8	6	3	51		4	6	4	18	
TSA	210	116	23	8	22	3	94		4	6	4	24	
WQDR													
METRO	180	110	13	43	6	19	14	66		19	21	13	8
TSA	501	250	48	91	26	45	25	221	48	51	66	23	18
WQOK													
METRO	52	40	27	9	4		4			4			8
TSA	159	68	27	9	4	28	33	9		11	13		58
WRAL													
METRO	197	83		33	15	24	11	107	13	26	41	17	4
TSA	559	197		81	67	24	25	329	76	73	134	27	4
WRDU													
METRO	119	40	6	26	8		62	23	39				17
TSA	353	214	98	64	32	7	95	30	54			11	44
WSRC													
METRO	58	22			4	12	26			5	11		10
TSA	63	22			4	12	31			5	11	5	10
WTIK													
METRO	25	13	7		6		12	6		6			
TSA	25	13	7		6		12	6		6			
WTRG													
METRO	118	66	21	41	4		49	6	32	6	5		3
TSA	202	97	21	46	22		102	19	45	33	5		3
WYLT													
METRO	163	56		13	18	11	14	107	4	22	44	16	7
TSA	189	61		18	18	11	14	128	4	34	53	16	7
WYRN													
METRO	8	8											
TSA	8	8											
WZZU													
METRO	102	23	6	17			48	7	29	6			31
TSA	230	61	29	32			82	41	29	6			87
WZFX													
METRO	49	18		18			31	19	12				
TSA	134	77		40	25	12	47	35	12				10
WKRR													
METRO	23	10		10			8		4				5
TSA	211	121	71	43	7		67	47	4	12			23
WPCM													
METRO	26	22		7	10		5	4			4		
TSA	183	125	21	7	34	35	23	44	8	19	4	7	14
TOTALS													
METRO CUME	2084	847	157	267	147	89	104	1050	187	275	226	107	88
													187

Specific Audience

Footnote Symbols: * Audience estimates adjusted for actual broadcast schedule. + Station(s) changed call letters since the prior survey - see Page 5B.
Both of the previous footnotes apply.

Specific Audience

SUNDAY 10AM-3PM

METRO AQH SHARE

	Persons 12+	Men 18+	Men 18-24	Men 25-34	Men 35-44	Men 45-54	Men 55-64	Women 18+	Women 18-24	Women 25-34	Women 35-44	Women 45-54	Women 55-64	Teens 12-17
WAUG														
WAZZ	2.1	1.4				10.0		3.0	4.7		2.7		4.5	
WCHL	.3	.7		1.2	2.2									
WDCG	5.1	1.7	1.8	4.9				5.2	15.3	5.0	1.4			19.4
WDNC	2.8	4.7					17.8	1.7		1.3	4.1	3.1	4.5	
WDUR	5.4	2.7		1.2	2.2		8.9	8.6	3.5	8.8	10.8	12.5	13.6	
WFXC	4.7	9.5	46.4	2.4				1.1	1.2	1.3				3.0
WKIX	.3							.6	1.2		1.4			
WLLE	10.6	12.9		15.9	19.6	25.0	13.3	9.4	18.8	6.3	6.8			7.5
WPJL														
WPTF	3.9	4.4		2.4	4.3	2.5		4.1		1.3	1.4		9.1	
WQDR	8.1	10.2	3.6	11.0	2.2	20.0	15.6	7.5		11.3	6.8	21.9	13.6	3.0
WQOK	1.5	2.7	10.7	1.2	2.2			.3			1.4			3.0
WRAL	7.5	7.8		11.0	6.5	12.5	13.3	8.0	4.7	7.5	16.2	15.6		3.0
WRDU	3.9	1.7		4.9	2.2			4.7	8.2	12.5				9.0
WSRC	1.4	1.4				5.0		1.4			1.4	6.3		1.5
WTIK	1.1	1.4	1.8		6.5			1.1	1.2		4.1			
WTRG	4.6	6.1	19.6	8.5				3.3	3.5	8.8	2.7			4.5
WYLT	7.7	5.8		7.3	8.7	12.5	4.4	10.8	2.4	10.0	18.9	15.6	9.1	
WYRN	.3	.7												
WZZU	4.1	1.0	1.8	2.4				3.6	3.5	10.0	1.4			20.9
WZFX	2.3	3.1		11.0				2.2	8.2	1.3				
WKRR	.4	.3		1.2				.6		1.3				
WPCM	1.0	2.0		1.2	4.3		6.7	.3				3.1		
TOTALS AQH RTG	13.0	12.2	11.0	12.1	9.3	13.7	20.3	13.6	17.1	11.5	14.6	10.1	8.3	13.5

Footnote Symbols: * Audience estimates adjusted for actual broadcast schedule. + Station(s) changed call letters since the prior survey - see Page 5B.
Both of the previous footnotes apply.

ARBITRON RATINGS

Specific Audience

SUNDAY 10AM-3PM

METRO CUME RATING														
Persons 12+	Men 18+	Men 18-24	Men 25-34	Men 35-44	Men 45-54	Men 55-64	Women 18+	Women 18-24	Women 25-34	Women 35-44	Women 45-54	Women 55-64	Teens 12-17	
WAUG														
WAZZ	.7	.5			4.1		1.0	1.2		1.2		3.4		
WCHL	.3	.6		1.3	1.0								.6	
WDCG	3.2	2.0	1.2	5.0	.8	1.4	3.1	8.2	3.6	2.0			9.5	
WDNC	1.0	1.0				1.0	6.8	1.0	.4	1.2	3.2	1.9	.8	
WDUR	2.5	1.3		1.5	1.0		4.1	2.2	3.6	4.7	4.7	4.9		
WFXC	1.5	2.1	8.3	1.3			.9	2.0	.9				1.6	
WKIX	.5	.5		.7	1.2		.7	1.2	.6	1.8				
WLLE	2.6	3.0		3.7	4.3	3.4	7.2	2.3	3.4	2.5	1.6		1.8	
WPJL	.1										1.3			
WPTF	1.7	1.8		1.2	1.2	1.0	1.9		.6	1.2	1.3	6.8		
WQDR	3.2	4.6	2.6	6.3	1.2	6.5	6.3	2.5		2.7	4.1	4.1	3.0	
WQOK	.9	1.7	5.3	1.3	.8		.1			.8			1.6	
WRAL	3.5	3.4		4.9	3.0	8.2	5.0	4.0	2.6	3.8	8.1	5.4	1.5	
WRDU	2.1	1.7	1.2	3.8	1.6		2.3	4.6	5.6				3.4	
WSRC	1.0	.9			.8	4.1	1.0			1.0	3.5		2.0	
WTIK	.4	.5	1.4		1.2		.4	1.2		1.2				
WTRG	2.1	2.7	4.1	6.0	.8		1.8	1.2	4.6	1.2	1.6		.6	
WYLT	2.9	2.3		1.9	3.7	3.8	6.3	4.0	.8	3.2	8.7	5.1	2.6	
WYRN	.1	.3												
WZZU	1.8	1.0	1.2	2.5			1.8	1.4	4.2	1.2			6.2	
WZFX	.9	.7		2.7			1.2	3.8	1.7					
WKRR	.4	.4		1.5			.3		.6				1.0	
WPCM	.5	.9		1.0	2.0		2.3	.1			1.3			
TOTALS														
CUME RTG	37.3	35.1	31.0	39.3	29.9	30.5	46.8	39.3	37.6	39.7	44.6	33.9	33.2	37.6

Specific Audience

Footnote Symbols: * Audience estimates adjusted for actual broadcast schedule. + Station(s) changed call letters since the prior survey - see Page 5B.
Both of the previous footnotes apply.

Specific Audience

SUNDAY 3PM-7PM

AQH (00)													
Persons 12+	Men 18+	Men 18-24	Men 25-34	Men 35-44	Men 45-54	Men 55-64	Women 18+	Women 18-24	Women 25-34	Women 35-44	Women 45-54	Women 55-64	Teens 12-17
WAUG													
METRO													
TSA													
WAZZ													
METRO	4						4			2			2
TSA	4						4			2			2
WCHL													
METRO	9	6		6			3	1		1			
TSA	9	6		6			3	1		1			
WDCG													
METRO	34	9		3		6	19	9	9		1		6
TSA	97	24	2	14	2	6	42	14	9	18	1		31
WDNC													
METRO	14	9				1	5			2			1
TSA	14	9				1	5			2			1
WDUR													
METRO	37	16			1	9	21	3	5	1	1	3	
TSA	37	16			1	9	21	3	5	1	1	3	
WFXC													
METRO	11	5	5				1			1			5
TSA	14	5	5				4			1	3		5
WKIX													
METRO	5	1			1		3	1	1	1			1
TSA	5	1			1		3	1	1	1			1
WLE													
METRO	43	34		15	11	8	9	4	5				
TSA	44	35		15	12	8	9	4	5				
WPJL													
METRO													
TSA													
WPTF													
METRO	28	19		7	2	3	9		2		2	4	
TSA	46	30	6	7	6	3	4	12	2		2	4	4
WQDR													
METRO	34	15		6	3	3	18		3	4	4	5	1
TSA	107	44	5	20	6	10	3	49	13	12	10	6	14
WQOK													
METRO	37	18	8	4	3	3	12		9	2	1		7
TSA	106	33	8	4	7	10	4	35	20	9	4	2	38
WRAL													
METRO	27	5	2	1		2	22		11	6	3	2	
TSA	124	35	4	7	12	6	4	87	19	20	18	28	2
WRDU													
METRO	50	23	12	7	1	3	15	5	10				12
TSA	122	88	61	18	4	3	19	7	12				15
*WSRC													
METRO	4						4				2		
TSA	6						6				2	2	
WTIK													
METRO	16	9	6		3		7			6			
TSA	16	9	6		3		7			6			
WTRG													
METRO	33	12	5	6	1		20	9	5	5	1		1
TSA	69	39	9	14	10		6	29	9	13	6	1	1
WYLT													
METRO	37	13	1		7	2	3	24	3	4	4	4	3
TSA	56	20	1	7	7	2	3	36	4	13	6	4	3
*WYRN													
METRO	8	8											
TSA	8	8											
WZZU													
METRO	28	8	3	5			7	3	4				13
TSA	42	18	3	12		3	7	3	4				17
WZFX													
METRO													
TSA	83	27		11	13	3	30	15	11			4	26
WKRR													
METRO	8	2		2			5		2	3			1
TSA	103	67	57	2	8		32	27	2	3			4
WPCM													
METRO	19	13		9	3	1	6	5			1		
TSA	123	83		19	20	20	18	32	5	6	5	10	6
TOTALS													
METRO AQH	609	278	61	79	50	33	28	280	47	95	41	31	51

Footnote Symbols: * Audience estimates adjusted for actual broadcast schedule. + Station(s) changed call letters since the prior survey - see Page 5B.
Both of the previous footnotes apply.

Specific Audience

SUNDAY 3PM-7PM

CUME (00)													
Persons 12+	Men 18+	Men 18-24	Men 25-34	Men 35-44	Men 45-54	Men 55-64	Women 18+	Women 18-24	Women 25-34	Women 35-44	Women 45-54	Women 55-64	Teens 12-17
WAUG													
METRO													
TSA													
WAZZ													
METRO	10						10				6		4
TSA	10						10				6		4
WCHL													
METRO	40	15	6	9			25	9			5		
TSA	40	15	6	9			25	9			5		
WDCG													
METRO	122	27		19			8	66	26	35		5	29
TSA	288	57	9	33	7		8	140	64	35	36	5	91
WDNC													
METRO	37	17					5	20		3	6	4	3
TSA	37	17					5	20		3	6	4	3
WDUR													
METRO	76	20			4		9	56	11	7	5	10	13
TSA	76	20			4		9	56	11	7	5	10	13
WFXC													
METRO	64	42	42				6			6			16
TSA	73	42	42				15			6	9		16
WKIX													
METRO	31	11		5	6		16	6	4	6			4
TSA	31	11		5	6		16	6	4	6			4
WLLS													
METRO	60	40		17	13	10	20	9	11				
TSA	67	47		17	20	10	20	9	11				
WPJL													
METRO													
TSA													
WPTF													
METRO	92	58		22	6	6	5	34		4		10	15
TSA	159	104	23	22	22	6	12	44		4		10	15
WQDR													
METRO	100	51		21	11	5	14	45		15	6	8	10
TSA	352	139	18	54	34	19	14	189	74	46	28	18	15
WQOK													
METRO	124	52	27	9	9	7	47			33	9	5	25
TSA	282	96	27	9	30	21	9	86	28	33	15	10	100
WRAL													
METRO	116	39	7	14		18	73	6	23	23	17		4
TSA	434	139	16	42	28	27	17	271	60	73	66	68	4
WRDU													
METRO	162	82	21	44	11	6	58	12	40	6			22
TSA	415	289	146	89	35	6	75	17	52	6			51
*WSRC													
METRO	21	4			4		17					7	
TSA	26	4			4		22					7	5
WTKR													
METRO	23	13	7		6		10			6			
TSA	23	13	7		6		10			6			
WTRG													
METRO	109	47	15	28	4		51	18	15	13	5		11
TSA	181	98	32	45	13		8	72	18	30	17		11
WYLT													
METRO	119	49	7	4	20	10	8	70	14	4	10	11	11
TSA	183	67	7	22	20	10	8	116	18	38	18	11	11
*WYRN													
METRO	8	8											
TSA	8	8											
WZZU													
METRO	102	23	7	16			39	21	18				40
TSA	150	55	7	42		6	39	21	18				56
WZFX													
METRO													
TSA	217	70		34	15	21		91	33	42			16
WKRR													
METRO	36	13		13			18	5	8	5			5
TSA	179	98	65	13	20		65	52	8	5			16
WPCM													
METRO	52	32		16	10	6	20	11	5		4		
TSA	288	171		35	33	36	47	96	11	28	13	28	16
TOTALS													
METRO CUME	1586	661	160	204	121	72	60	800	122	254	119	103	98
TEENS													125

Specific Audience

Footnote Symbols: * Audience estimates adjusted for actual broadcast schedule. + Station(s) changed call letters since the prior survey - see Page 5B.
Both of the previous footnotes apply.

Specific Audience

SUNDAY 3PM-7PM

METRO AQH SHARE														
Persons 12+	Men 18+	Men 18-24	Men 25-34	Men 35-44	Men 45-54	Men 55-64	Women 18+	Women 18-24	Women 25-34	Women 35-44	Women 45-54	Women 55-64	Teens 12-17	
WAUG														
WAZZ	.7						1.4			4.9		6.5		
WCHL	1.5	2.2		7.6			1.1	2.1		2.4				
WDCG	5.6	3.2		3.8		21.4	6.8	19.1	9.5		3.2		11.8	
WDNC	2.3	3.2				3.6	1.8			4.9		3.2		
WDUR	6.1	5.8			2.0	32.1	7.5	6.4	5.3	2.4	3.2	9.7		
WFXC	1.8	1.8	8.2				.4		1.1				9.8	
WKIX	.8	.4			2.0		1.1	2.1	1.1	2.4			2.0	
WLLE	7.1	12.2		19.0	22.0	24.2	3.2	8.5	5.3					
WPJL														
WPTF	4.6	6.8		8.9	4.0	9.1	10.7	3.2	2.1		6.5	12.9		
WQDR	5.6	5.4		7.6	6.0	9.1	10.7	6.4	3.2	9.8	12.9	16.1	2.0	
WQOK	6.1	6.5	13.1	5.1	6.0	9.1	4.3		9.5	4.9	3.2		13.7	
WRAL	4.4	1.8	3.3	1.3		6.1	7.9		11.6	14.6	9.7	6.5		
WRDU	8.2	8.3	19.7	8.9	2.0	9.1	5.4	10.6	10.5				23.5	
*WSRC	.7						1.4				6.5			
WTIK	2.6	3.2	9.8		6.0		2.5			14.6				
WTRG	5.4	4.3	8.2	7.6	2.0		7.1	19.1	5.3	12.2	3.2		2.0	
WYLT	6.1	4.7	1.6		14.0	6.1	10.7	8.6	6.4	4.2	9.8	12.9	9.7	
*WYRN	1.3	2.9												
WZZU	4.6	2.9	4.9	6.3			2.5	6.4	4.2				25.5	
WZFX														
WKRR	1.3	.7		2.5			1.8		2.1	7.3			2.0	
WPCM	3.1	4.7		11.4	6.0	3.0	2.1	10.6			3.2			
TOTALS AQH RTG	10.9	11.5	12.0	11.6	10.2	11.3	12.6	10.5	9.4	13.7	8.1	9.8	11.7	10.3

Footnote Symbols: * Audience estimates adjusted for actual broadcast schedule. + Station(s) changed call letters since the prior survey - see Page 58.
Both of the previous footnotes apply.

ARBTRON RATINGS

Specific Audience

SUNDAY 3PM-7PM

METRO CUME RATING														
Persons 12+	Men 18+	Men 18-24	Men 25-34	Men 35-44	Men 45-54	Men 55-64	Women 18+	Women 18-24	Women 25-34	Women 35-44	Women 45-54	Women 55-64	Teens 12-17	
WAUG														
WAZZ	.2						.4			1.2		1.5		
WCHL	.7	.6	1.2	1.3			.9	1.8		1.0				
WDCG	2.2	1.1		2.8		3.6	2.5	5.2	5.1		1.6		5.8	
WDNC	.7	.7				2.3	.7		.4	1.2	1.3	1.1		
WDUR	1.4	.8			.8	4.1	2.1	2.2	1.0	1.0	3.2	4.9		
WFXC	1.1	1.7	8.3				.2		.9				3.2	
WKIX	.6	.5		.7	1.2		.6	1.2	.6	1.2			.8	
WLLE	1.1	1.7		2.5	2.6	3.4	.7	1.8	1.6					
WPJL														
WPTF	1.6	2.4		3.2	1.2	2.1	2.3	1.3		.6	3.2	5.7		
WQDR	1.8	2.1		3.1	2.2	1.7	6.3	1.7		2.2	1.2	2.5	3.8	
WQOK	2.2	2.2	5.3	1.3	1.8	2.4	1.8		4.8	1.8	1.6		5.0	
WRAL	2.1	1.6	1.4	2.1		6.2	2.7	1.2	3.3	4.5	5.4	1.5	.8	
WRDU	2.9	3.4	4.1	6.5	2.2	2.1	2.2	2.4	5.8	1.2			4.4	
*WSRC	.4	.2			.8		.6				2.2			
WTIK	.4	.5	1.4		1.2		.4			1.2				
WTRG	2.0	1.9	3.0	4.1	.8		1.9	3.6	2.2	2.6	1.6		2.2	
WYLT	2.1	2.0	1.4	.6	4.1	3.4	3.6	2.6	2.8	.6	2.0	3.5	4.2	
*WYRN	.1	.3												
WZZU	1.8	1.0	1.4	2.4			1.5	4.2	2.6				8.0	
-----	-----	-----	-----	-----	-----	-----	-----	-----	-----	-----	-----	-----	-----	
WZFX														
WKRR	.6	.5		1.9			.7	1.0	1.2	1.0			1.0	
WPCM	.9	1.3		2.4	2.0	2.1	.7	2.2	.7		1.3			
TOTALS														
CUME RTG	28.4	27.4	31.6	30.0	24.6	24.7	27.0	30.0	24.5	36.7	23.5	32.6	37.0	25.2

Specific Audience

Footnote Symbols: * Audience estimates adjusted for actual broadcast schedule. + Station(s) changed call letters since the prior survey - see Page 5B.
Both of the previous footnotes apply.

Specific Audience

SUNDAY 7PM-MID

AQH (00)													
Persons 12+	Men 18+	Men 18-24	Men 25-34	Men 35-44	Men 45-54	Men 55-64	Women 18+	Women 18-24	Women 25-34	Women 35-44	Women 45-54	Women 55-64	Teens 12-17
WAZZ													
METRO													
TSA													
WCHL													
METRO	3							3			3		
TSA	3							3			3		
WDCG													
METRO	34	3		3				20	15	4		1	11
TSA	75	8	4	3	1			21	15	4	1	1	46
WDNC													
METRO	12	1			1			11	1				
TSA	16	5		4	1			11	1			3	
WDUR													
METRO	12	10				10		2			2		
TSA	12	10				10		2			2		
WFXC													
METRO	43	10	10					19	12	6		1	14
TSA	48	10	10					24	12	6	5	1	14
WKIX													
METRO	1							1			1		
TSA	9	3		2				6		1	1		
WLLI													
METRO	9	1			1			8			2		
TSA	9	1			1			8			2		
WPJL													
METRO													
TSA													
WPTF													
METRO	38	21		9	2		3	17				4	
TSA	42	21		9	2		3	21			2	4	7
WQDR													9
METRO	25	9	1	3		5		16	6	4	3	3	
TSA	77	40	2	18	8	9	3	36	7	19	5	4	1
WQOK													
METRO	26	14	5	1			8	11	7			4	1
TSA	80	32	15	1	7	1	8	29	12	7	6	4	19
WRAL													
METRO	12	8	1	1	3			3	1	1	1		1
TSA	40	15	1	2	6	3		20	5	4	8	3	5
WRDU													
METRO	27	13	11	2				4	2	2			10
TSA	79	50	37	13				7	4	3			22
WTKI													
METRO	11	4	1		2		1	7			3		
TSA	11	4	1		2		1	7			3		
WTRG													
METRO	14	7	1	5	1			6	4	2			1
TSA	29	16	1	14	1			12	4	7	1		1
WYLT													
METRO	7	3			3			4	2		1		
TSA	22	14		2	9	3		8	2	1	2	2	1
WZZU													
METRO	16							5	5				11
TSA	31	1		1				5	5				25
WZFX													
METRO	3	3		3									
TSA	75	27	8	3	16			39	20	13	2	4	9
WKRR													
METRO	6	2	2					1		1			3
TSA	76	47	44		3			16	15	1			13
WPCM													
METRO	3	3			1								
TSA	11	9			4		2	5			2		
TOTALS													
METRO AQH	379	152	41	34	29	11	25	169	53	39	20	18	13

Footnote Symbols: * Audience estimates adjusted for actual broadcast schedule. + Station(s) changed call letters since the prior survey - see Page 5B.
Both of the previous footnotes apply.

ARBITRON RATINGS

Specific Audience

SUNDAY 7PM-MID

CUME (00)														
Persons 12+	Men 18+	Men 18-24	Men 25-34	Men 35-44	Men 45-54	Men 55-64	Women 18+	Women 18-24	Women 25-34	Women 35-44	Women 45-54	Women 55-64	Teens 12-17	
WAZZ														
METRO														
TSA														
WCHL														
METRO	5						5				5			
TSA	5						5				5			
WDCG														
METRO	142	16		12		4	79	61	14		4		47	
TSA	291	44	19	12	9	4	87	61	14	8	4		160	
WDNC														
METRO	38	6			6		32	4					9	
TSA	53	21		15	6		32	4					9	
WDUR														
METRO	35	23			4		12				5		7	
TSA	35	23			4		12				5		7	
WFXC														
METRO	98	27	27				37	20	12		5		34	
TSA	106	27	27				45	20	12	8	5		34	
WKIX														
METRO	6						6				6			
TSA	40	16		9			24		8		6			
WLE														
METRO	18	4			4		14				4			
TSA	18	4			4		14				4			
WPJL														
METRO	4	4			4									
TSA	4	4			4									
WPTF														
METRO	105	53		19	10		52				13		27	
TSA	124	53		19	10		71				9	13	37	
WQDR														
METRO	99	42	6	19		13	4	57	13	22	13	9		
TSA	357	164	24	78	18	33	11	183	26	93	25	25	10	
WQOK														
METRO	92	43	13	18	4		8	41		35		5	8	
TSA	207	88	33	18	15	14	8	72	20	35	11	5	47	
WRAL														
METRO	91	31	7	5	5	14		45	11	9	10	8	15	
TSA	264	87	7	32	25	23		145	37	33	45	23	32	
WRDU														
METRO	101	46	28	18				23	13	10			32	
TSA	306	192	125	67				42	21	19			72	
WTIK														
METRO	26	16	7		6		3	10			6			
TSA	26	16	7		6		3	10			6			
WTRG														
METRO	65	37	12	19	6			22	13	9			6	
TSA	129	78	12	60	6			45	13	20	12		6	
WYLT														
METRO	40	17			14		3	23	11		5		7	
TSA	127	81		18	38	22	3	46	11	11	8	9	7	
WZZU														
METRO	63							22	19	3			41	
TSA	111	12		12				22	19	3			77	
WZFX														
METRO	8	8		8										
TSA	166	43	10	8	25			87	38	13	12	24	36	
WKRR														
METRO	18	6	6					4		4			8	
TSA	118	70	57		13			29	25	4			19	
WPCM														
METRO	11	11			6		5					14		
TSA	66	52			28		24	14						
TOTALS														
METRO CUME	1166	450	119	126	87	36	58	541	153	143	61	60	54	175

Specific Audience

Footnote Symbols: * Audience estimates adjusted for actual broadcast schedule. + Station(s) changed call letters since the prior survey - see Page 5B.
Both of the previous footnotes apply.

Specific Audience

SUNDAY 7PM-MID

METRO AQH SHARE														
Persons 12+	Men 18+	Men 18-24	Men 25-34	Men 35-44	Men 45-54	Men 55-64	Women 18+	Women 18-24	Women 25-34	Women 35-44	Women 45-54	Women 55-64	Teens 12-17	
WAZZ														
WCHL	.8						1.8			15.0				
WDCG	9.0	2.0		8.8			11.8	28.3	10.3		5.6		19.0	
WDNC	3.2	.7			3.4		6.5	1.9				23.1		
WDUR	3.2	6.6				40.0	1.2			10.0				
WFXC	11.3	6.6	24.4				11.2	22.6	15.4		5.6		24.1	
WKIX	.3						.6			5.0				
WLLE	2.4	.7			3.4		4.7			10.0				
WPJL														
WPTF	10.0	13.8		26.5	6.9		12.0				22.2	53.8		
WQDR	6.6	5.9	2.4	8.8		45.5	9.5	11.3	10.3	15.0	16.7			
WQOK	6.9	9.2	12.2	2.9			32.0		17.9		22.2		1.7	
WRAL	3.2	5.3	2.4	2.9	10.3	27.3	1.8	1.9	2.6	5.0			1.7	
WRDU	7.1	8.6	26.8	5.9			2.4	3.8	5.1				17.2	
WTIK	2.9	2.6	2.4		6.9		4.0			15.0				
WTRG	3.7	4.6	2.4	14.7	3.4		3.6	7.5	5.1				1.7	
WYLT	1.8	2.0			10.3		2.4	3.8		5.0		7.7		
WZZU	4.2						3.0	9.4					19.0	
WZFX	.8	2.0		8.8										
WKRR	1.6	1.3	4.9				.6		2.6				5.2	
WPCM	.8	2.0			3.4		8.0							
TOTALS AQH RTG	6.8	6.3	8.1	5.0	5.9	3.8	11.3	6.3	10.6	5.6	3.9	5.7	4.9	11.7

Footnote Symbols: * Audience estimates adjusted for actual broadcast schedule. + Station(s) changed call letters since the prior survey - see Page 5B.
Both of the previous footnotes apply.

ARBITRON RATINGS

Specific Audience

SUNDAY 7PM-MID

METRO CUME RATING														
Persons 12+	Men 18+	Men 18-24	Men 25-34	Men 35-44	Men 45-54	Men 55-64	Women 18+	Women 18-24	Women 25-34	Women 35-44	Women 45-54	Women 55-64	Teens 12-17	
WAZZ														
WCHL	.1						.2			1.0				
WDCG	2.5	.7		1.8		1.4	3.0	12.2	2.0		1.3		9.5	
WDNC	.7	.2			1.2		1.2	.8				3.4		
WDUR	.6	1.0			.8		8.6	.4		1.0		2.6		
WFXC	1.8	1.1	5.3				1.4	4.0	1.7		1.6		6.8	
WKIX	.1						.2			1.2				
WLLE	.3	.2			.8		.5			.8				
WPJL	.1	.2			.8									
WPTF	1.9	2.2		2.8	2.0	2.3	1.9				4.1	10.2		
WQDR	1.8	1.7	1.2	2.8		4.5	1.8	2.1	2.6	3.2	2.6	2.8		
WQOK	1.6	1.8	2.6	2.7	.8		3.6	1.5		5.2		1.6	1.6	
WRAL	1.6	1.3	1.4	.7	1.0	4.8	1.7	2.2	1.3	2.0	2.5		3.0	
WRDU	1.8	1.9	5.5	2.7			.9	2.6	1.4				6.4	
WTIK	.5	.7	1.4		1.2		1.4	.4			1.2			
WTRG	1.2	1.5	2.4	2.8	1.2		.8	2.6	1.3				1.2	
WYLT	.7	.7			2.8		1.4	.9	2.2		1.0	2.6		
WZZU	1.1						.8	3.8	.4				8.2	
WZFX	.1	.3		1.2										
WKRR	.3	.2	1.2				.1		.6				1.6	
WPCM	.2	.5			1.2		2.3							
TOTALS CUME RTG	20.9	18.6	23.5	18.6	17.7	12.3	26.1	20.3	30.7	20.6	12.0	19.0	20.4	35.2

Specific Audience

Footnote Symbols: * Audience estimates adjusted for actual broadcast schedule. + Station(s) changed call letters since the prior survey - see Page 5B.
Both of the previous footnotes apply.

Audience Composition

MONDAY-SUNDAY 6AM-MID

METRO AQH(00)														
Persons 12+	Men 18+	Men 18-24	Men 25-34	Men 35-44	Men 45-54	Men 55-64	Women 18+	Women 18-24	Women 25-34	Women 35-44	Women 45-54	Women 55-64	Teens 12-17	
*WAUG PCT (%)	6 100	5 83		2 33	2 33	1 17		1 17			1 17			
WAZZ PCT (%)	4 100	2 50				2 50		2 50		1 25			1 25	
WCHL PCT (%)	4 100	2 50		1 25	1 25			2 50	1 25	1 25				
WDCG PCT (%)	54 100	14 26	3 6	6 11	2 4	1 2	2 4	25 46	11 20	9 17	5 9		15 28	
WDNC PCT (%)	27 100	13 48	1 4	1 4	1 4	1 4	4 15	13 48			1 4	2 7	4 15	
WDUR PCT (%)	26 100	12 46			1 4		8 31	14 54	1 4	1 4	5 19	2 8	3 12	
WFXC PCT (%)	25 100	10 40	8 32	1 4	1 4			10 40	6 24	2 8	1 4		5 20	
WKIX PCT (%)	8 100	4 50		2 25	1 13	1 13		4 50		2 25	2 25			
WLLE PCT (%)	20 100	12 60	1 5	4 20	3 15	2 10	2 10	8 40	1 5	1 5	1 5	1 5		
WPJL PCT (%)	5 100	2 40		1 20	1 20			3 60			1 20	2 40		
WPTF PCT (%)	72 100	41 57	2 3	10 14	4 6	6 8	8 11	31 43		1 1	3 4	5 7	7 10	
WQDR PCT (%)	74 100	31 42	6 8	10 14	4 5	7 9	2 3	41 55	2 3	11 15	9 12	11 15	3 4	
WQOK PCT (%)	60 100	33 55	13 22	13 22	5 8		2 3	22 37	2 3	13 22	4 7	2 3	5 8	
WRAL PCT (%)	80 100	26 33	5 6	7 9	7 9	2 3	1 1	53 66	7 9	15 19	19 24	5 6	3 4	
WRDU PCT (%)	53 100	23 43	13 25	8 15	2 4			22 42	10 19	12 23			8 15	
*WSRC PCT (%)	15 100	2 13				1 7	1 7	12 80	1 7		1 7	4 27	1 7	
WTIK PCT (%)	18 100	9 50	3 17		5 28	1 6		9 50	2 11		5 28			
WTRG PCT (%)	30 100	14 47	2 7	9 30	3 10			14 47	4 13	6 20	3 10	1 3	2 7	
WYLT PCT (%)	51 100	18 35	3 6	4 8	4 8	4 8	3 6	32 63	5 10	4 8	7 14	8 16	3 6	
*WYRN PCT (%)	13 100	7 54				1 8		6 46		1 8		1 8	2 15	
WZZU PCT (%)	33 100	7 21	3 9	3 9	1 3			13 39	4 12	5 15	2 6		13 39	
WZFX PCT (%)	5 100	2 40		2 40				2 40	1 20		1 20		1 20	
WKRR PCT (%)	6 100	4 67		4 67				2 33		2 33				
WPCM PCT (%)	6 100	4 67		2 33	1 17		1 17	2 33			2 33			
TOTALS AQH PCT (%)	812 100	350 43	74 9	103 13	68 8	35 4	38 5	399 49	68 8	98 12	81 10	55 7	34 4	63 8

Footnote Symbols: * Audience estimates adjusted for actual broadcast schedule. + Station(s) changed call letters since the prior survey - see Page 5B.
Both of the previous footnotes apply.

Audience Composition

MONDAY-SUNDAY 6AM-MID

METRO CUME (00)

	Persons 12+	Men 18+	Men 18-24	Men 25-34	Men 35-44	Men 45-54	Men 55-64	Women 18+	Women 18-24	Women 25-34	Women 35-44	Women 45-54	Women 55-64	Teens 12-17
*WAUG	69	55		27	4	10	8	14			6	8		
PCT (%)	100	80		39	6	14	12	20			9	12		
WAZZ	78	24			12	12		54	12		11	4	21	
PCT (%)	100	31			15	15		69	15		14	5	27	
WCHL	172	66	6	18	38	4		103	24	11	37	3	6	3
PCT (%)	100	38	3	10	22	2		60	14	6	22	2	3	2
WDCG	1069	364	146	132	43	32	11	508	217	170	80	16	11	197
PCT (%)	100	34	14	12	4	3	1	48	20	16	7	1	1	18
WDNC	456	211	8	25	28	35	51	209	4	9	39	34	60	36
PCT (%)	100	46	2	5	6	8	11	46	1	2	9	7	13	8
WDUR	226	73	13	20	14		19	153	20	31	29	21	20	
PCT (%)	100	32	6	9	6		8	68	9	14	13	9	9	
WFXC	532	170	81	42	27	17	3	270	108	105	32	12	4	92
PCT (%)	100	32	15	8	5	3	1	51	20	20	6	2	1	17
WKIX	255	111	15	42	27	22	5	129	18	34	44	5	15	15
PCT (%)	100	44	6	16	11	9	2	51	7	13	17	2	6	6
WLLE	325	155	27	53	30	10	24	136	26	34	29	16	11	34
PCT (%)	100	48	8	16	9	3	7	42	8	10	9	5	3	10
WPJL	167	47		14	14	5	8	108	6	22	32	11	23	12
PCT (%)	100	28		8	8	3	5	65	4	13	19	7	14	7
WPTF	908	492	29	137	63	62	105	403	16	37	50	73	96	13
PCT (%)	100	54	3	15	7	7	12	44	2	4	6	8	11	1
WQDR	968	457	86	141	89	83	25	465	60	126	119	72	40	46
PCT (%)	100	47	9	15	9	9	3	48	6	13	12	7	4	5
WQOK	590	258	105	78	43	17	8	266	69	119	47	5		66
PCT (%)	100	44	18	13	7	3	1	45	12	20	8	1		11
WRAL	1251	459	82	164	100	65	21	748	173	233	149	75	51	44
PCT (%)	100	37	7	13	8	5	2	60	14	19	12	6	4	4
WRDU	834	399	149	184	50	16		356	139	194	14	9		79
PCT (%)	100	48	18	22	6	2		43	17	23	2	1		9
*WSRC	217	40		9	4	12	9	158	10	12	19	30	14	19
PCT (%)	100	18		4	2	6	4	73	5	6	9	14	6	9
WTIK	139	51	16		9	9	3	88	13	5	12	7	7	
PCT (%)	100	37	12		6	6	2	63	9	4	9	5	5	
WTRG	771	351	87	182	49	25	8	371	108	177	65	9	5	49
PCT (%)	100	46	11	24	6	3	1	48	14	23	8	1	1	6
WYLT	782	324	46	68	89	68	36	438	91	105	102	49	43	20
PCT (%)	100	41	6	9	11	9	5	56	12	13	13	6	5	3
*WYRN	80	15				7		65	10	17		17	11	
PCT (%)	100	19				9		81	13	21		21	14	
WZZU	754	232	106	68	48	10		358	138	130	60	9	7	164
PCT (%)	100	31	14	9	6	1		47	18	17	8	1	1	22
WZFX	119	31		27	4			54	19	27	8			34
PCT (%)	100	26		23	3			45	16	23	7			29
WKRR	128	68	23	37	8			52	16	15	12		5	8
PCT (%)	100	53	18	29	6			41	13	12	9		4	6
WPCM	187	114	14	40	35	6	15	68	16	12	4	20	9	5
PCT (%)	100	61	7	21	19	3	8	36	9	6	2	11	5	3
TOTALS	5249	2249	460	642	466	287	200	2545	477	668	492	298	243	455
CUME	100	43	9	12	9	5	4	48	9	13	9	6	5	9
PCT (%)														

Audience Composition

Footnote Symbols: * Audience estimates adjusted for actual broadcast schedule. + Station(s) changed call letters since the prior survey - see Page 5B.
Both of the previous footnotes apply.

Hour by Hour

MONDAY-FRIDAY

METRO AQH(00)

	5AM 6AM	6AM 7AM	7AM 8AM	8AM 9AM	9AM 10AM	10AM 11AM	11AM NOON	NOON 1PM	1PM 2PM	2PM 3PM	3PM 4PM	4PM 5PM	5PM 6PM	6PM 7PM	7PM 8PM	8PM 9PM	9PM 10PM	10PM 11PM	11PM MID	MID 1AM
WAUG																				
P12+ SHR			.2	.3	.3	.7	.5	1.1	1.0	1.0	1.2	1.0	.9	1.4	1.1					
P12+			3	3	3	6	5	10	9	8	11	11	10	9	6					
TEENS																				
M 18-34			2	2	2	2		4	3	2	3	3	3	5	5					
W 18-34			1										1	7	5					
M 25-54			2	2	2	4	3	8	7	6	9	9	7	7	5					
W 25-54			1	1	1	1	1	2	2	2	4	1	3	2	1					
M 35-64																				
W 35-64				1	1	1	1	2	2	2	8	7	4	2	2					
WAZZ																				
P12+ SHR		.1	.6	.5	.5	.6	.8	.5	.5	.5	.4	.7	1.4	1.4	.4	.4				
P12+		2	10	6	4	5	7	5	4	4	4	8	16	9	2	2				
TEENS																				
M 18-34													2	4						
W 18-34													8	4						
M 25-54			5	4	2	1	2	1	1	2	2	3	8	4	1	2				
W 25-54			5	1	1	1	2	1	1	2	2	2	5	1						
M 35-64			5	4	2	1	2	1	1	2	2	3	8	4	1	2				
W 35-64		2	5	2	2	4	5	3	2	1	3	3	5	1	1					
WCHL																				
P12+ SHR		.4	.7	.4	.1		.2	.5	.3	.5	.1	.4	.4	.6	1.3	.6	.7	1.1		
P12+		6	11	4	1		2	5	3	4	1	4	5	4	7	3	4	6		
TEENS																				
M 18-34							2	4	2	2			1	4	2	2	1			
W 18-34		2	2	2					1			1	2	2	2	2	1			
M 25-54		2	2	2			2	4	2	2			2	2	2	2	2	2		
W 25-54		4	8	2	1			1	1	1		1	1	1	1	1	1	1		
M 35-64		2	2																	
W 35-64		2	2	2	1			1	1	1		1	1	1	1	1	1	1	1	2
WDCCG	3.5	10.5	6.9	5.4	4.9	5.5	5.0	5.1	5.6	6.4	6.0	7.3	6.4	7.1	9.6	8.7	9.6	10.6	7.4	7.7
P12+	14	140	112	60	43	47	46	47	49	52	57	80	72	47	51	46	55	56	29	18
TEENS	4	71	27			3	3	3	5	3	13	28	20	13	23	26	27	30	9	3
M 18-34	3	12	22	16	3	7	5	6	7	8	7	12	17	11	10	6	8	10	5	2
W 18-34	5	24	35	29	30	21	21	23	23	24	23	29	25	16	13	8	13	11	12	9
M 25-54	3	27	25	10	3	7	5	8	7	9	8	11	16	6	6	4	9	5	3	2
W 25-54	3	23	37	24	19	25	24	24	22	24	21	17	16	10	8	8	7	4	2	2
M 35-64	1	24	11	3	1	2	3	4	3	5	6	5	5	4	3	3	4	3	3	4
W 35-64		8	17	12	9	14	12	10	11	12	8	6	5	3	2	3	2	2	2	4
WDNC																				
P12+ SHR	3.3	2.6	3.2	3.3	3.7	3.3	2.7	2.3	1.6	2.6	2.9	2.9	3.4	2.4	2.4	2.1	2.6	4.5	7.9	3.4
P12+	13	35	52	37	32	28	25	21	14	21	28	32	38	16	13	11	15	24	31	8
TEENS			11								4	3	2							
M 18-34			7	11															4	9
W 18-34				1									1							1
M 25-54	3	6	6	4			2		2	2										1
W 25-54	5	12	3	4	3	2	2	2	2	2		3	5	2	5	7	3	2	2	1
M 35-64	4	9	11	6	7	6	7	8	6	8	9	7	4	2	1					1
W 35-64	5	19	14	11	11	6	6	4		1	4	7	9	3	8	7	3	8	7	2
WDUR																				
P12+ SHR	5.8	3.4	3.1	5.0	4.8	4.3	4.2	3.1	2.8	3.4	3.0	2.1	1.4	2.3	2.1	2.3	1.9	3.0	3.6	2.1
P12+	23	46	51	55	42	37	38	28	24	28	29	23	16	15	11	12	11	16	14	5
TEENS																				
M 18-34										2										
W 18-34	1	7	2	6	3	3	5	3	1				1							
M 25-54		3	2		2	1													1	
W 25-54	5	21	17	19	16	11	12	10	10	15	12	8	3	1	1	2	1	1	1	2
M 35-64	10	14	11	9	11	10	9	2	2	2	9	9	9	9	9	9	9	9	9	9
W 35-64	12	22	27	30	22	15	15	14	14	17	12	8	2	1	1	1	2	6	5	3
WFXC																				
P12+ SHR	2.3	4.3	2.2	.5	1.3	1.5	2.0	1.5	1.6	1.3	3.9	3.3	3.1	3.8	5.6	3.2	4.0	3.8	3.6	5.6
P12+	9	57	35	5	11	13	18	14	14	11	37	36	35	25	30	17	23	20	14	13
TEENS	2	17	2	1	2						8	3	5	4	11	3				
M 18-34	3	12	7	4	4	8	14	9	4	1	11	15	11	7	7	4	10	10	6	5
W 18-34	4	22	19	1	1	1	1	3	7	6	14	14	15	12	7	4	7	7	7	8
M 25-54		8	2	3	2	3	1	2	3	7	4	3	4	6	5	7	1	1	1	1
W 25-54	1	6	13	3	2	2	2	2	3	3	7	4	4	1	3	2	3	3	3	4
M 35-64			2	2	2	2	2	1	1	2	3	3	3	1	4	5	5	2	2	2
W 35-64		1	5	3	2	2	1	1	2	2	1	1	1	1	1	1	1	1	1	1
WKIX																				
P12+ SHR	.8	1.3	1.7	.9	1.3	2.0	1.5	.8	.6	.9	.8	1.2	1.2	1.1	.9	1.1	1.7	.8	1.5	.4
P12+	3	18	28	10	11	17	14	7	5	7	8	13	13	7	5	6	10	4	6	1
TEENS			1																	
M 18-34		3	10	2	2	5	5	1	2	1	1	4	2	1	1	2	1	2	1	1
W 18-34	1	1	4	4	7	8	8	4	2	5	3	4	4				1	1	1	1
M 25-54	1	9	18	5	2	5	4	1	2	1	4	8	4	4	2	2	1	1	1	1
W 25-54	2	7	5	3	6	7	7	4	2	5	4	4	4	4	2	1	1	1	1	1
M 35-64	1	6	8	3	3	1	1				3	4	8	1	2	1	6	2	6	6
W 35-64	1	6	3	1	1	2				1	1	1	4	1	2	2	6	1	6	6

Footnote Symbols: + Station(s) changed call letters since the prior survey - see Page 5B.

Hour by Hour

MONDAY-FRIDAY

METRO AQH(00)

WLLE

P12+ SHR
P12+
TEENS
M 18-34
W 18-34
M 25-54
W 25-54
M 35-64
W 35-64

	5AM 6AM	6AM 7AM	7AM 8AM	8AM 9AM	9AM 10AM	10AM 11AM	11AM NOON	NOON 1PM	1PM 2PM	2PM 3PM	3PM 4PM	4PM 5PM	5PM 6PM	6PM 7PM	7PM 8PM	8PM 9PM	9PM 10PM	10PM 11PM	11PM MID	MID 1AM
P12+ SHR	1.5	2.9	.9	.8	1.6	3.1	4.4	7.5	5.4	.7	.5	.8	.4	.3	.2	.6	1.0	1.7	3.1	2.6
P12+	6	39	14	9	14	27	40	69	47	6	5	9	4	2	1	3	6	9	12	6
TEENS		2	1													2	2	2	2	2
M 18-34		8	5	4	3	14	15	13	10	2	2	3	2	2						
W 18-34		3	2		1	1	1	6			2	4								
M 25-54		9	4	4	6	21	23	23	22	2	2	3	2	2						
W 25-54		10	4	2	3	2	7	18	6		4				1	1				
M 35-64		12	2	2	3	11	18	29	23	2					1	1				
W 35-64		10	2	2	3	1	6	12	6		1				1	1				
WPJL																				
P12+ SHR	1.5	.4	1.6	.5	.8	1.0	.9	.7	.2	1.0	.8	.9	1.0	1.1	.4	.4	.7	.2		
P12+	6	6	26	6	7	9	8	6	2	8	8	10	11	7	2	2	4	1		
TEENS																				
M 18-34	3	2		1		4	4		1	2			1	2						
W 18-34	3		3		1	1														
M 25-54	3	2	7	5	4	6	5	1	3	3	6	3	2	2			2	2		
W 25-54	3	4	12	1	3	3	2	5	1	2	4	4	8	5	2	2		1		
M 35-64			7	4	4	2	1		1	3	6	3	2	2			1			
W 35-64		4	16	1	3	2	3	5	1	2	4	4	7	3	2	2	3	1		
WPTF																				
P12+ SHR	15.6	14.6	11.2	10.8	7.9	7.1	7.3	8.3	9.0	9.0	8.3	7.8	7.5	5.9	6.8	10.2	8.4	11.9	8.7	11.2
P12+	62	195	182	119	69	61	67	75	78	73	79	86	84	39	36	54	48	63	34	26
TEENS											1	2	2	2			2	2	2	2
M 18-34	7	24	20	9	9	8	13	14	24	25	20	22	11	5	6	4	4	6	5	5
W 18-34		3	2	4	1	3	1	1	1	1	3	4			1					
M 25-54	7	45	60	32	23	16	21	22	27	26	24	32	19	13	11	11	4	7	5	5
W 25-54	21	53	32	14	7	6	5	6	5	8	9	9	17	2	3	5	5	8	7	3
M 35-64	15	58	78	40	17	12	12	14	16	19	21	21	22	11	9	10	3	10	7	7
W 35-64	27	69	44	17	11	8	7	8	6	9	13	12	16	4	6	18	18	22	12	7
WQDR																				
P12+ SHR	18.1	10.5	8.5	10.6	11.8	9.2	9.0	8.5	10.5	8.6	9.6	10.0	10.2	10.0	7.7	6.6	6.4	5.7	2.6	3.0
P12+	72	140	138	117	103	79	82	78	91	70	92	110	114	66	41	35	37	30	10	7
TEENS	2	8	7	2	2	1	2	2	2	2	2	2	2	1	1	1	3		1	
M 18-34	8	16	26	27	21	19	20	19	22	19	21	29	28	15	10	7	7	7	4	1
W 18-34	9	29	30	21	19	11	13	10	9	7	17	27	21	10	6	11	5	9	3	3
M 25-54	25	44	43	33	22	19	15	18	30	15	20	31	43	30	12	6	11	9	3	3
W 25-54	43	76	52	44	34	38	39	34	33	28	40	45	42	23	22	22	18	14	3	3
M 35-64	18	34	32	21	11	11	7	12	18	8	12	15	23	19	4	3	9	8	2	3
W 35-64	35	53	39	36	26	30	32	28	30	25	29	27	28	16	18	13	13	6		
WQOK																				
P12+ SHR	4.0	7.6	5.9	5.2	5.3	6.1	6.8	7.9	6.3	5.8	5.7	6.5	8.9	8.6	10.9	9.8	12.0	11.9	15.1	18.0
P12+	16	101	96	57	46	52	62	72	55	47	54	72	99	57	58	52	69	63	59	42
TEENS		20	5	2	2	2	4	4	4	1	7	11	6	6	8	6	9	11	7	2
M 18-34	11	58	41	18	14	23	26	40	23	24	24	28	41	26	25	20	26	25	25	22
W 18-34	4	15	26	26	19	17	20	20	23	18	11	16	26	7	6	10	17	13	13	11
M 25-54	9	37	32	19	20	18	21	21	19	18	22	24	17	24	28	17	13	10	12	8
W 25-54	4	16	33	32	23	16	19	14	17	15	17	22	38	15	12	16	21	11	13	13
M 35-64	1	7	12	6	7	2	2	3	3	3	6	10	10	10	12	10	11	11	10	3
W 35-64		1	12	7	4	2	5	3	2	1	6	7	16	8	7	6	3	4		4
WRAL																				
P12+ SHR	10.1	9.1	13.4	13.8	15.8	14.9	12.4	10.3	10.7	10.9	9.8	8.7	8.2	6.4	7.7	8.9	8.2	4.3	4.3	2.1
P12+	40	121	218	152	138	128	113	94	93	89	94	96	92	42	41	47	47	23	17	5
TEENS		8	3	1			2					1	2			5	7			
M 18-34	4	17	26	18	17	19	14	15	12	14	10	11	14	15	14	11	3	2	2	1
W 18-34	4	30	53	41	42	35	33	29	27	29	31	23	12	9	9	9	6	7	7	2
M 25-54	18	32	50	21	14	23	25	20	24	19	21	19	24	15	8	8	8	9	5	5
W 25-54	14	55	109	87	70	67	62	53	48	49	44	46	47	13	10	8	6	7	4	2
M 35-64	15	16	31	11	12	13	13	11	15	13	14	18	17	9	4	6	7	8	4	4
W 35-64	10	38	82	60	46	50	48	38	32	34	30	30	35	6	5	5	5	3	2	2
WRDU																				
P12+ SHR	5.3	4.6	7.1	5.0	4.6	4.3	4.4	5.7	6.3	6.9	7.2	7.9	7.9	10.3	10.7	12.8	8.2	8.7	7.9	5.2
P12+	21	61	115	55	40	37	40	52	55	56	69	87	88	68	57	68	47	46	31	12
TEENS	1	8	13	1		2	2			2	11	12	9	11	12	21	17	15	7	4
M 18-34	11	28	49	26	17	13	17	31	23	25	24	33	34	25	20	22	18	17	13	3
W 18-34	8	19	47	24	21	21	20	21	31	28	32	34	39	28	22	23	12	14	11	5
M 25-54	11	22	33	11	4	4	6	13	7	7	8	20	22	15	12	7	4	2	3	3
W 25-54	3	12	30	22	17	15	14	13	17	15	18	15	18	11	9	8	6	7	4	2
M 35-64		6	5		1	1				1	1	7	5	4	3	1				
W 35-64			1	4	2				1		1	1	1			1				
WSRC																				
P12+ SHR		1.8	1.5	2.1	.1	.7	1.1	1.7	1.0	.1	1.7	1.0	1.3							
P12+		24	25	23	1	6	10	16	9	1	16	11	15							
TEENS		1	3	2							2									
M 18-34						2			2				1							
W 18-34		2	5	3		2		2	2				1							
M 25-54		5				2		2	2				6							
W 25-54		5	6	6	1	1	2	3	2	1	7	6	7							
M 35-64		5	1	4			3	3	2				3							
W 35-64		6	6	6	1	2	5	4	2	1	7	6	6							

Hour by Hour

Footnote Symbols: + Station(s) changed call letters since the prior survey - see Page 5B.

Hour by Hour

MONDAY-FRIDAY

		METRO AQH(00)																				
		5AM 6AM	6AM 7AM	7AM 8AM	8AM 9AM	9AM 10AM	10AM 11AM	11AM NOON	NOON 1PM	1PM 2PM	2PM 3PM	3PM 4PM	4PM 5PM	5PM 6PM	6PM 7PM	7PM 8PM	8PM 9PM	9PM 10PM	10PM 11PM	11PM MID	MID 1AM	
WTIK																						
P12+ SHR		4.0	2.4	2.3	3.2	2.4	2.0	2.1	2.0	1.8	2.2	2.1	2.6	2.1	1.7	3.4	3.2	2.6	1.9	.3		
P12+		16	32	38	35	21	17	19	18	16	18	20	29	23	11	18	17	15	10	1		
TEENS																						
M 18-34		2	7	7	4	1					2	4	7	7		3	1	1	1			
W 18-34		3	6	6	5	1																
M 25-54		3	8	10	12	10	10	10	10	10	10	10	10	6	5	7	6	4	2		1	
W 25-54		3	6	6	6	6	6	7	6	6	6	6	6	6	6	6	6	6	5			
M 35-64		3	8	10	12	10	10	11	10	10	10	10	10	6	5	7	6	4	2		1	
W 35-64		3	6	7	7	6	7	7	6	6	6	7	7	6	6	6	6	6	5			
WTRG																						
P12+ SHR		3.0	2.3	3.6	3.5	2.6	2.0	3.0	3.4	3.6	3.3	4.6	3.6	5.2	5.2	3.2	3.0	3.3	3.0	6.4	6.9	
P12+		12	31	59	39	23	17	27	31	31	27	44	40	58	34	17	16	19	16	25	16	
TEENS																						
M 18-34		5	11	16	15	13	6	11	16	14	12	11	9	12	11	4	5	8	8	10	7	
W 18-34		1	12	32	12	5	7	11	10	7	6	12	11	25	14	11	9	7	6	6	5	
M 25-54		6	16	20	19	10	7	11	15	14	11	11	14	18	16	6	5	7	8	16	10	
W 25-54		6	14	23	16	7	6	10	8	8	4	16	10	23	7	6	4	2	4	5	2	
M 35-64		1	5	5	4	2	2	2	3	3	4	4	6	6	8	2	2	2	1	7	4	
W 35-64		5	2	1	6	3	2	3	1	2		10	7	11	1			1	2			
WYLT																						
P12+ SHR		3.3	3.4	3.7	7.9	9.5	9.0	9.1	8.8	11.0	12.8	10.1	8.4	6.2	2.7	1.7	3.0	3.1	2.3	1.8	.4	
P12+		13	45	60	87	83	77	83	81	96	104	96	92	69	18	9	16	18	12	7	1	
TEENS																						
M 18-34			4	4	14	14	13	13	13	11	12	17	20	10	2	1	1	1	1			
W 18-34		3	7	8	14	16	11	11	14	20	21	20	18	13	4	1	1	2	2		1	
M 25-54		2	14	22	19	20	17	17	22	19	19	22	25	15	4	3	6	7	4	4	6	
W 25-54		7	22	28	37	31	28	31	25	32	33	36	28	21	6	3	2	2	1			
M 35-64		2	10	19	20	16	14	17	21	18	17	15	18	19	3	4	5	7	4			
W 35-64		4	18	24	31	26	29	31	25	35	38	33	26	18	6	3	6	7	4			
WYRN																						
P12+ SHR			1.5	2.1	2.0	1.0	.9	1.1	1.3	1.1	1.2	1.0	.9									
P12+			20	34	22	9	8	10	12	10	10	10	10									
TEENS																						
M 18-34																						
W 18-34			1	3	1			1	3	1	1		1									
M 25-54			4	7	1																	
W 25-54			5	11	1			1	3	1	1											
M 35-64			4	7	1																	
W 35-64			5	13	3	2	1	1	1	1	2	2	2									
WZZU																						
P12+ SHR		5.8	3.7	4.7	4.7	3.5	2.2	2.2	2.7	2.9	3.6	4.2	5.4	3.6	4.7	4.7	4.7	6.1	4.7	5.6	8.2	
P12+		23	49	76	52	31	19	20	25	25	29	40	59	40	31	25	25	35	25	22	19	
TEENS		7	27	15	3	3	5	4	5	8	14	22	15	13	13	15	26	18	16	13	13	
M 18-34		7	2	13	13	11	3	2	4	6	5	7	11	6	9	4	5	2	1	1	1	
W 18-34		8	14	25	24	14	11	10	11	6	10	10	8	7	4	3	2	2	4	3	3	
M 25-54		7	2	14	13	5	4	3	7	6	5	4	8	3	4	5	4	2	1	1	1	
W 25-54		8	14	25	16	6	5	6	9	7	5	6	15	10	5	4	2	3	4	4	3	
M 35-64			1	6	6	3	2	2	4	2	2	3	4	3	2	2	3	4	4	3	3	
W 35-64		1	3	12	5				1	2		2	8	4	1	2	1	1	1	1	1	
WZFX																						
P12+ SHR		.8	.1	.3	.5	.6	.7	.8	.8	.7	.6	.3	.6	.4	.2	1.3	.8	1.4	1.1	.8	3.9	
P12+		3	2	5	5	5	6	7	7	6	5	3	7	4	1	7	4	8	6	3	9	
TEENS																						
M 18-34		2	2	3	2	2	2	2	4	4	4	2	4	2	2	1	2	1	2	1	2	
W 18-34				1	2	2	1	4	2	2	2	3	2	1	1	4	2	1	2	1	5	
M 25-54		2	2	3	2	2	2	4	5	4	4	2	4	2								
W 25-54		1		2	1	1	2	1	1	1	1	1	1				1	3				
M 35-64																						
W 35-64		1		1	1	1	1	1	1	1	1	1	1				1	2				
WKRR																						
P12+ SHR		.4	1.0	.4	.7	.7	.8	.5	.6	.5	.7	1.3	.7	.9	1.7	1.5	1.4	1.1	1.5	1.3		
P12+		6	17	4	6	6	7	5	5	4	7	14	8	6	9	8	8	6	6	6	3	
TEENS		1	2																			
M 18-34		2	8	3	4	4	5	4	3	3	6	10	5	3	3	4	4	3	3	2	2	
W 18-34		3	7	1	1	1	1	1	1	1	1	1	2	2	3	4	4	2	2	2	1	
M 25-54		2	7	3	5	5	6	4	4	4	7	11	6	2	3	4	4	4	2	2	1	
W 25-54		3	7	1	1	1	1	1	1	1	1	1	2	2	4	3	2	2	2	2	1	
M 35-64																						
W 35-64															1	1	1	1				

Footnote Symbols: † Station(s) changed call letters since the prior survey - see Page 5B.

Hour by Hour

MONDAY-FRIDAY

METRO AQH(00)

WPCM
P12+ SHR
P12+
TEENS
M 18-34
W 18-34
M 25-54
W 25-54
M 35-64
W 35-64

	5AM 6AM	6AM 7AM	7AM 8AM	8AM 9AM	9AM 10AM	10AM 11AM	11AM NOON	NOON 1PM	1PM 2PM	2PM 3PM	3PM 4PM	4PM 5PM	5PM 6PM	6PM 7PM	7PM 8PM	8PM 9PM	9PM 10PM	10PM 11PM	11PM MID	MID 1AM
	.5 2	.2 3	.7 12	.4 4	.8 7	1.2 10	1.0 9	.9 8	.9 8	1.1 9	.8 8	1.2 13	1.0 11	1.5 10	.8 4	.9 5	.7 4	.6 3	.8 3	.9 2
	2		1	1	2	2	1	4	3	3	2	1	3	2	1		1	2	2	2
	1	3	4	1	3	2	1	4	4	4	5	8	8	4	3	1	1			
		3	5	2	2	2	1	4	1	1	4	7	5	3	2	2	2	1	1	
			2	1	2	5	6	4	4	5	2	4	2	2		3	1			
TOTALS	397	1335	1621	1105	876	859	914	917	870	815	955	1100	1117	659	533	531	574	530	392	233
P12+	24	187	102	17	16	17	24	25	32	34	81	105	82	68	80	99	117	96	53	34
TEENS	74	243	313	224	166	189	209	232	200	183	196	247	250	163	149	128	136	132	104	72
M 18-34	57	217	351	249	217	189	194	184	188	186	206	245	249	150	101	99	94	88	82	54
W 18-34	120	367	469	273	195	221	233	242	246	201	232	293	301	204	157	118	110	97	79	51
M 25-54	138	415	531	378	296	294	310	288	263	266	291	304	343	159	123	112	107	88	66	45
W 25-54	85	264	338	190	135	138	148	153	154	128	166	194	204	138	93	81	81	83	62	19
M 35-64	112	314	380	273	206	214	233	205	189	196	203	204	225	98	79	87	90	79	50	28

Footnote Symbols: + Station(s) changed call letters since the prior survey - see Page 5B.

ARBITRON RATINGS

Hour by Hour

Listening Locations

PERSONS 12+

METRO AQH(00)

	MONDAY-FRIDAY COMBINED DRIVE			MONDAY-FRIDAY 10AM-3PM			WEEKEND 10AM-7PM			MONDAY-SUNDAY 6AM-MID		
	At Home	In-Car	Other	At Home	In-Car	Other	At Home	In-Car	Other	At Home	In-Car	Other
	WAUG PCT (%)	* 4 67	1 17	1 17	1 17		5 83	3 60	1 20	1 20	* 3 50	
WAZZ PCT (%)	3 38	5 63		2 40	3 60		2 33	4 67		1 25	3 75	
WCHL PCT (%)	2 50	2 50		1 50	1 50		10 100			4 100		
WDCG PCT (%)	45 58	24 31	11 14	11 22	15 31	24 49	20 43	16 34	11 23	28 52	14 26	11 20
WDNC PCT (%)	24 69	5 14	5 14	8 36	4 18	9 41	22 79	4 14	3 11	20 74	4 15	4 15
WDUR PCT (%)	26 70	7 19	4 11	13 42	11 35	8 26	17 74	6 26		17 65	6 23	2 8
WFXC PCT (%)	15 52	7 24	6 21	9 60	5 33	1 7	18 55	7 21	7 21	16 64	5 20	4 16
WKIX PCT (%)	4 27	9 60	2 13	4 36	4 36	4 36	1 33	2 67		3 38	4 50	1 13
WLLE PCT (%)	9 90	1 10		22 58	7 18	6 16	33 75	4 9	6 14	14 70	3 15	2 10
WPJL PCT (%)	2 22	7 78		4 67	2 33		1 50		1 50	3 60	2 40	
WPTF PCT (%)	65 62	34 32	6 6	36 50	25 35	11 15	33 67	12 24	3 6	47 65	20 28	4 6
WQDR PCT (%)	49 45	45 41	12 11	21 26	24 30	34 43	37 59	21 33	6 10	35 47	26 35	13 18
WQOK PCT (%)	35 47	26 35	12 16	18 31	18 31	22 37	30 51	22 37	7 12	30 50	16 27	12 20
WRAL PCT (%)	57 48	34 29	27 23	25 25	22 22	55 54	32 52	22 36	7 11	38 48	18 23	22 28
WRDU PCT (%)	30 41	32 43	12 16	10 21	20 42	18 38	22 50	17 39	4 9	23 43	21 40	8 15
WSRC PCT (%)	* 14 93	1 7		8 89	1 11		* 11 79		3 21	* 13 87	1 7	1 7
WTIK PCT (%)	17 68	5 20	3 12	5 31	5 31	6 38	8 53	5 33	2 13	11 61	2 11	2 11
WTRG PCT (%)	16 38	23 55	2 5	9 33	14 52	5 19	31 74	8 19	3 7	15 50	12 40	3 10
WYLT PCT (%)	26 37	18 26	28 40	23 26	13 15	54 61	29 66	12 27	4 9	20 39	12 24	21 41
WYRN PCT (%)	* 13 72	1 6	4 22	2 20	1 10	7 70	* 1 20		4 80	* 7 54	1 8	5 38
WZZU PCT (%)	23 49	17 36	5 11	8 33	8 33	6 25	16 48	12 36	5 15	18 55	10 30	5 15
WZFX PCT (%)	3 75	1 25		2 33	4 67		4 44	4 44	1 11	4 80	1 20	
WKRR PCT (%)	5 63	2 25	1 13	3 50		3 50	7 88	1 13		5 83	1 17	1 17
WPCM PCT (%)	2 25	5 63		4 44	4 44	2 22	4 40	5 50	2 20	2 33	3 50	1 17
TOTALS AQH PCT (%)	569 52	358 33	163 15	291 33	243 28	331 38	475 60	217 28	96 12	443 55	210 26	143 18

Footnote Symbols: * Audience estimates adjusted for actual broadcast schedule. + Station(s) changed call letters since the prior survey - see Page 5B.

ARBITRON RATINGS

Listening Locations

MEN 18+

METRO AQH(00)												
	MONDAY-FRIDAY COMBINED DRIVE			MONDAY-FRIDAY 10AM-3PM			WEEKEND 10AM-7PM			MONDAY-SUNDAY 6AM-MID		
	At Home	In-Car	Other	At Home	In-Car	Other	At Home	In-Car	Other	At Home	In-Car	Other
WAUG PCT (%)	3 60	1 20	1 20	1 20		4 80	3 75	1 25		2 40		1 20
WAZZ PCT (%)		3 100			1 100			2 100			2 100	
WCHL PCT (%)	1 100			1 50	1 50		6 100			2 100		
WDCG PCT (%)	9 45	9 45	3 15	3 33	3 33	4 44	2 18	4 36	5 45	6 43	4 29	3 21
WDNC PCT (%)	11 65	1 6	5 29	2 15	2 15	8 62	12 71	3 18	3 18	8 62	2 15	4 31
WDUR PCT (%)	11 79	3 21		5 45	6 55		7 78	2 22		9 75	3 25	
WFXC PCT (%)	3 33	3 33	2 22	8 89	1 11		9 60	1 7	4 27	7 70	2 20	2 20
WKIX PCT (%)	3 38	5 63		2 67	33 33	1 33	1 50	1 50		2 50	2 50	
WLLE PCT (%)	5 100			15 56	7 26	4 15	21 75	3 11	4 14	8 67	3 25	2 17
WPJL PCT (%)		4 100		2 67	1 33					1 50	1 50	
WPTF PCT (%)	32 53	23 38	6 10	13 31	19 45	10 24	18 58	9 29	3 10	22 54	14 34	4 10
WQDR PCT (%)	12 27	25 57	5 11	5 15	14 42	14 42	15 56	11 41	1 4	12 39	14 45	4 13
WQOK PCT (%)	18 45	15 38	7 18	8 27	13 43	9 30	15 56	8 30	5 19	16 48	9 27	7 21
WRAL PCT (%)	14 38	16 43	7 19	5 17	10 34	14 48	10 42	9 38	5 21	10 38	8 31	7 27
WRDU PCT (%)	11 32	18 53	5 15	6 27	10 45	6 27	8 47	7 41	1 6	8 35	12 52	3 13
WSRC PCT (%)	1 50	1 50		2 100			3 100			1 50	1 50	
WTIK PCT (%)	6 46	4 31	3 23		4 40	6 60	3 38	3 38	2 25	4 44	2 22	2 22
WTRG PCT (%)	6 33	10 56	2 11	4 29	6 43	4 29	14 74	3 16	2 11	5 36	6 43	3 21
WYLT PCT (%)	4 15	7 27	14 54	1 3	4 14	24 83	6 43	7 50	2 14	3 17	5 28	10 56
WYRN PCT (%)	3 43		4 57	1 13		7 88			4 100	2 29		5 71
WZZU PCT (%)	4 33	7 58	1 8	3 43	3 43			5 83	1 17	2 29	4 57	1 14
WZFX PCT (%)	1 50	1 50		1 33	2 67		1 33	2 67		1 50	1 50	
WKRR PCT (%)	2 40	2 40	1 20	2 40		3 60	4 100			3 75	1 25	1 25
WPCM PCT (%)	1 20	3 60		2 50	1 25	2 50	2 33	3 50	2 33	1 25	2 50	1 25
TOTALS AQH PCT (%)	194 42	190 41	75 16	111 30	124 33	138 37	192 56	100 29	49 14	162 46	114 33	67 19

Footnote Symbols: * Audience estimates adjusted for actual broadcast schedule. + Station(s) changed call letters since the prior survey - see Page 5B.

Listening Locations

WOMEN 18+

METRO AQH(00)												
	MONDAY-FRIDAY COMBINED DRIVE			MONDAY-FRIDAY 10AM-3PM			WEEKEND 10AM-7PM			MONDAY-SUNDAY 6AM-MID		
	At Home	In-Car	Other	At Home	In-Car	Other	At Home	In-Car	Other	At Home	In-Car	Other
WAUG PCT (%)	1 100					1 100			1 100	1 100		
WAZZ PCT (%)	3 60	2 40		2 50	2 50		2 50	2 50		1 50	1 50	
WCHL PCT (%)	1 33	2 67					4 100			2 100		
WDCG PCT (%)	18 50	11 31	8 22	6 17	11 31	19 53	8 36	9 41	5 23	10 40	8 32	8 32
WDNC PCT (%)	13 87	1 7		6 67	2 22	1 11	8 89	1 11		12 92	1 8	
WDUR PCT (%)	15 65	4 17	4 17	8 40	5 25	8 40	10 71	4 29		8 57	3 21	2 14
WFXC PCT (%)	9 60	3 20	3 20	1 17	4 67	1 17	4 50	3 38	1 13	5 50	2 20	2 20
WKIX PCT (%)	1 14	4 57	2 29	2 25	3 38	3 38		1 100		1 25	2 50	1 25
WLLE PCT (%)	4 80	1 20		7 64		2 18	11 73	1 7	2 13	6 75		
WPJL PCT (%)	2 40	3 60		2 67	1 33		1 50		1 50	2 67	1 33	
WPTF PCT (%)	32 73	11 25		23 77	6 20	1 3	15 83	3 17		25 81	6 19	
WQDR PCT (%)	34 55	20 32	7 11	14 31	10 22	20 44	20 59	10 29	5 15	21 51	12 29	9 22
WQOK PCT (%)	11 41	10 37	5 19	8 31	5 19	12 46	10 40	12 48	2 8	10 45	6 27	5 23
WRAL PCT (%)	41 52	18 23	20 25	20 27	12 16	41 56	21 58	13 36	2 6	27 51	10 19	15 28
WRDU PCT (%)	14 44	11 34	7 22	4 16	9 36	12 48	9 50	6 33	3 17	9 41	7 32	5 23
WSRC PCT (%)	12 100			6 86	1 14		8 73		3 27	11 92		1 8
WTIK PCT (%)	11 92	1 8		5 83	1 17		5 71	2 29		7 78		
WTRG PCT (%)	9 43	12 57		4 36	7 64	1 9	17 77	5 23		8 57	6 43	
WYLT PCT (%)	22 52	9 21	14 33	22 39	7 13	28 50	23 77	5 17	2 7	17 53	6 19	10 31
WYRN PCT (%)	10 91	1 9		1 50	1 50		1 100			5 83	1 17	
WZZU PCT (%)	9 43	8 38	3 14	2 17	4 33	5 42	4 40	3 30	3 30	6 46	4 31	2 15
WZFX PCT (%)	2 100			1 50	1 50		3 60	1 20	1 20	2 100		
WKRR PCT (%)	2 100			1 100			3 75	1 25		2 100		
WPCM PCT (%)	1 33	2 67		2 40	3 60		1 33	2 67		1 50	1 50	
TOTALS AQH PCT (%)	319 58	149 27	84 15	168 36	112 24	185 39	234 63	99 27	38 10	233 58	86 22	70 18

Footnote Symbols: * Audience estimates adjusted for actual broadcast schedule. + Station(s) changed call letters since the prior survey - see Page 5B.

Exclusive Audience

MONDAY - SUNDAY 6AM-MID

METRO CUME(00)												
	PERSONS 12+		PERSONS 12-24		PERSONS 18-34		PERSONS 25-54		PERSONS 35-64		PERSONS 35+	
	Total	Exclusive	Total	Exclusive	Total	Exclusive	Total	Exclusive	Total	Exclusive	Total	Exclusive
*WAUG PCT (%)	69				33		55		30		36	
WAZZ PCT (%)	78	4 5	12		12		39	4 10	60	4 7	66	4 6
WCHL PCT (%)	172	5 3	33		59		111		88		110	5 5
WDCG PCT (%)	1069	86 8	560	59 11	665	42 6	473	27 6	193	5 3	207	5 2
WDNC PCT (%)	456	35 8	48		46		170	9 5	247	14 6	374	35 9
WDUR PCT (%)	226	51 23	33		84	12 14	115	22 19	103	32 31	142	39 27
WFXC PCT (%)	532	40 8	281	21 7	336	20 6	235	19 8	95	10 11	104	10 10
WKIX PCT (%)	255	7 3	48	7 15	109	7 6	174		118		131	
WLLE PCT (%)	325	25 8	87	17 20	140	17 12	172	8 5	120	8 7	151	8 5
WPJL PCT (%)	167	26 16	18	6 33	42	10 24	98	16 16	93	16 17	113	16 14
WPTF PCT (%)	908	131 14	58		219		422	54 13	449	86 19	676	131 19
WQDR PCT (%)	968	205 21	192	35 18	415	55 13	632	145 23	428	120 28	507	137 27
WQOK PCT (%)	590	62 11	240	37 15	371	34 9	309	25 8	120	18 15	153	18 12
WRAL PCT (%)	1251	163 13	299	16 5	652	43 7	786	115 15	461	91 20	555	111 20
WRDU PCT (%)	834	127 15	367	61 17	666	103 15	467	66 14	89	6 7	89	6 7
*WSRC PCT (%)	217	40 18	29	10 34	31		86	24 28	88	24 27	167	30 18
WTIK PCT (%)	139	37 27	29	13 45	34	13 38	42	17 40	47	17 36	105	24 23
WTRG PCT (%)	771	61 8	244	18 7	554	39 7	507	38 7	161	16 10	168	16 10
WYLT PCT (%)	782	85 11	157	3 2	310	21 7	481	68 14	387	54 14	452	61 13
*WYRN PCT (%)	80	6 8	10		27	6 22	41	6 15	35		53	
WZZU PCT (%)	754	38 5	408	25 6	442	10 2	325	13 4	134	9 7	148	9 6
WZFX PCT (%)	119		53		73		66		12		12	
WKRR PCT (%)	128	12 9	47		91	4 4	72	12 17	25	8 32	29	8 28
WPCM PCT (%)	187	29 16	35		82	6 7	117	20 17	89	23 26	100	23 23

Footnote Symbols: * Audience estimates adjusted for actual broadcast schedule. + Station(s) changed call letters since the prior survey - see Page 5B.
Both of the previous footnotes apply.

Exclusive Audience

Exclusive Audience

MONDAY-FRIDAY 6AM-10AM

METRO CUME(00)												
	PERSONS 12+		PERSONS 12-24		PERSONS 18-34		PERSONS 25-54		PERSONS 35-64		PERSONS 35+	
	Total	Exclusive	Total	Exclusive	Total	Exclusive	Total	Exclusive	Total	Exclusive	Total	Exclusive
*WAUG PCT (%)	32				24		32		8		8	
WAZZ PCT (%)	42	25 60					33	21 64	42	25 60	42	25 60
WCHL PCT (%)	58	13 22	12		12	3 25	43	13 30	43	10 23	43	10 23
WDCG PCT (%)	676	207 31	374	122 33	374	109 29	281	85 30	125	24 19	139	24 17
WDNC PCT (%)	204	88 43	32	8 25	22	14 64	50	21 42	103	44 43	158	74 47
WDUR PCT (%)	145	84 58	10	10 100	29	22 76	67	27 40	87	44 51	116	62 53
WFXC PCT (%)	253	42 17	128	8 6	155	15 10	113	25 22	43	10 23	52	19 37
WKIX PCT (%)	143	27 19	15	6 40	66	15 23	104	15 14	61	12 20	74	12 16
WLLE PCT (%)	150	31 21	30	17 57	68	9 13	96	14 15	64	14 22	74	14 19
WPJL PCT (%)	97	46 47	10	10 100	23	11 48	69	32 46	66	31 47	70	31 44
WPTF PCT (%)	595	303 51	11		85	5 6	271	115 42	345	193 56	506	298 59
WQDR PCT (%)	604	265 44	118	45 38	276	98 36	399	177 44	251	126 50	294	151 51
WQOK PCT (%)	404	146 36	171	84 49	271	91 34	233	62 27	87	26 30	87	26 30
WRAL PCT (%)	822	328 40	160	65 41	418	130 31	558	203 36	341	142 42	392	186 47
WRDU PCT (%)	538	205 38	257	110 43	454	173 38	281	95 34	36	11 31	36	11 31
WSRC PCT (%)	103	55 53	29	20 69	16	10 63	36	24 67	46	24 52	68	35 51
WTIK PCT (%)	91	55 60	29	13 45	29	13 45	24	21 88	27	24 89	62	42 68
WTRG PCT (%)	346	87 25	82	24 29	266	61 23	259	58 22	60	20 33	60	20 33
WYLT PCT (%)	425	94 22	74	3 4	155	17 11	278	77 28	229	67 29	258	74 29
WYRN PCT (%)	64	27 42			11	6 55	35	13 37	35	13 37	53	21 40
WZZU PCT (%)	480	95 20	250	66 26	262	40 15	212	29 14	83	14 17	97	14 14
WZFX PCT (%)	44		19		31		25		4		4	
WKRR PCT (%)	51	7 14	9	3 33	43	4 9	42	4 10	5		5	
WPCM PCT (%)	70	32 46	6		31	6 19	56	28 50	35	26 74	39	26 67

Footnote Symbols: * Audience estimates adjusted for actual broadcast schedule. + Station(s) changed call letters since the prior survey - see Page 5B.
Both of the previous footnotes apply.

Exclusive Audience

MONDAY - FRIDAY 10AM-3PM

METRO CUME(00)												
	PERSONS 12+		PERSONS 12-24		PERSONS 18-34		PERSONS 25-54		PERSONS 35-64		PERSONS 35+	
	Total	Exclusive	Total	Exclusive	Total	Exclusive	Total	Exclusive	Total	Exclusive	Total	Exclusive
WAUG PCT (%)	36	6 17			18		30		12		18	6 33
WAZZ PCT (%)	41	10 24					18	6 33	35	10 29	41	10 24
WCHL PCT (%)	33	10 30	5		14		23	5 22	14	5 36	19	10 53
WDCG PCT (%)	392	94 24	164	49 30	238	51 21	202	41 20	95	25 26	109	25 23
WDNC PCT (%)	148	43 29			3		27	7 26	81	25 31	145	43 30
WDUR PCT (%)	124	55 44	33		45	12 27	51	32 63	62	36 58	79	43 54
WFXC PCT (%)	149	32 21	81	15 19	111	24 22	68	17 25	38	8 21	38	8 21
WKIX PCT (%)	114	17 15	27	13 48	80	13 16	70	4 6	21	4 19	34	4 12
WLLE PCT (%)	177	61 34	27		82	20 24	106	53 50	75	41 55	95	41 43
WPJL PCT (%)	73	17 23			16	7 44	49	17 35	37	10 27	57	10 18
WPTF PCT (%)	462	168 36	15		90	11 12	186	64 34	210	90 43	372	157 42
WQDR PCT (%)	492	194 39	75	24 32	218	63 29	338	136 40	215	104 48	262	127 48
WQOK PCT (%)	344	115 33	123	50 41	270	96 36	197	55 28	41	9 22	65	19 29
WRAL PCT (%)	571	186 33	116	16 14	302	65 22	373	143 38	211	98 46	266	118 44
WRDU PCT (%)	415	176 42	184	78 42	378	165 44	231	98 42	25	11 44	25	11 44
WSRC PCT (%)	87	56 64	10		19		38	24 63	45	33 73	68	56 82
WTIK PCT (%)	52	37 71	7	7 100	7	7 100	26	21 81	34	26 76	45	30 67
WTRG PCT (%)	344	99 29	98	12 12	273	71 26	241	82 34	57	22 39	57	22 39
WYLT PCT (%)	404	98 24	75	8 11	120	21 18	231	74 32	229	67 29	272	74 27
WYRN PCT (%)	31	14 45			17	6 35	17	6 35	6		14	8 57
WZZU PCT (%)	294	93 32	171	75 44	191	29 15	117	18 15	32	14 44	38	14 37
WZFX PCT (%)	52		19		31		33		12		12	
WKRR PCT (%)	32	4 13	5		27	4 15	27	4 15	5		5	
WPCM PCT (%)	75	34 45			25	11 44	57	25 44	46	23 50	50	23 46

Footnote Symbols: * Audience estimates adjusted for actual broadcast schedule. + Station(s) changed call letters since the prior survey - see Page 5B.
Both of the previous footnotes apply.

Exclusive Audience

Exclusive Audience

MONDAY-FRIDAY 3PM-7PM

METRO CUME(00)												
	PERSONS 12+		PERSONS 12-24		PERSONS 18-34		PERSONS 25-54		PERSONS 35-64		PERSONS 35+	
	Total	Exclusive	Total	Exclusive	Total	Exclusive	Total	Exclusive	Total	Exclusive	Total	Exclusive
WAUG PCT (%)	40	10 25			14		32	10 31	26	10 38	26	10 38
WAZZ PCT (%)	66	10 15	12		12		39	10 26	48	10 21	54	10 19
WCHL PCT (%)	82	41 50	15		37	4 11	47	24 51	28	20 71	45	37 82
WDCG PCT (%)	627	138 22	358	81 23	380	66 17	252	53 21	93	13 14	93	13 14
WDNC PCT (%)	183	41 22	24		8		39	16 41	93	23 25	151	41 27
WDUR PCT (%)	79	45 57			12	12 100	46	22 48	50	26 52	67	33 49
WFXC PCT (%)	276	57 21	181	23 13	204	44 22	91	34 37	26	13 50	26	13 50
WKIX PCT (%)	135	42 31	21	7 33	51	23 45	104	35 34	70	19 27	76	19 25
WLLE PCT (%)	65	19 29	17		32	14 44	32	19 59	9	5 56	25	5 20
WPJL PCT (%)	75	51 68	8		11	11 100	49	43 88	42	36 86	56	40 71
WPTF PCT (%)	442	208 47	16		76		205	81 40	230	141 61	357	208 58
WQDR PCT (%)	574	294 51	112	25 22	266	81 30	382	221 58	241	181 75	291	209 72
WQOK PCT (%)	381	118 31	151	59 39	275	77 28	222	59 27	71	22 31	71	22 31
WRAL PCT (%)	623	234 38	155	35 23	316	89 28	403	172 43	245	130 53	298	145 49
WRDU PCT (%)	588	236 40	284	105 37	468	182 39	304	131 43	62	28 45	62	28 45
*WSRC PCT (%)	63	27 43	9		6		23	7 30	26	16 62	48	27 56
WTIK PCT (%)	51	37 73	13	13 100	13	13 100	16	16 100	24	24 100	38	24 63
WTRG PCT (%)	501	134 27	181	60 33	350	95 27	308	69 22	102	29 28	109	29 27
WYLT PCT (%)	439	151 34	105	3 3	177	41 23	251	117 47	213	93 44	247	107 43
*WYRN PCT (%)	29	13 45	10		10		5	5 100	11	5 45	19	13 68
WZZU PCT (%)	388	89 23	228	43 19	225	36 16	154	46 30	61	28 46	67	28 42
WZFX PCT (%)	42		10		34		32		8		8	
WKRR PCT (%)	57	9 16	14		39	4 10	38	9 24	10	5 50	10	5 50
WPCM PCT (%)	102	43 42	19	13 68	48	24 50	74	30 41	54	19 35	54	19 35

Footnote Symbols: * Audience estimates adjusted for actual broadcast schedule. + Station(s) changed call letters since the prior survey - see Page 5B.
Both of the previous footnotes apply.

ARBITRON RATINGS

Exclusive Audience

MONDAY-FRIDAY 7PM-MID

METRO CUME(00)												
	PERSONS 12+		PERSONS 12-24		PERSONS 18-34		PERSONS 25-54		PERSONS 35-64		PERSONS 35+	
	Total	Exclusive	Total	Exclusive	Total	Exclusive	Total	Exclusive	Total	Exclusive	Total	Exclusive
*WAUG PCT (%)	12				8		12		4		4	
WAZZ PCT (%)	12	6 50					12	6 50	12	6 50	12	6 50
WCHL PCT (%)	55	10 18	4		22		46	5 11	28	5 18	33	10 30
WDCG PCT (%)	489	171 35	292	98 34	306	90 29	183	67 37	50	25 50	56	31 55
WDNC PCT (%)	132	68 52	29	12 41	22	8 36	42	13 31	48	20 42	89	56 63
WDUR PCT (%)	60	50 83			12	7 58	27	17 63	30	25 83	48	43 90
WFXC PCT (%)	223	39 17	133	16 12	147	20 14	87	23 26	39	19 49	39	19 49
WKIX PCT (%)	80	53 66	13	7 54	38	11 29	58	37 64	42	42 100	42	42 100
WLLE PCT (%)	24	5 21	9				5	5 100	5	5 100	15	5 33
WPJL PCT (%)	16	8 50					4	4 100	16	8 50	16	8 50
WPTF PCT (%)	305	133 44	16		58	8 14	122	50 41	153	84 55	238	125 53
WQDR PCT (%)	332	176 53	79	27 34	183	72 39	238	140 59	117	92 79	128	97 76
WQOK PCT (%)	389	158 41	172	59 34	266	111 42	209	99 47	61	27 44	61	27 44
WRAL PCT (%)	347	139 40	117	22 19	185	56 30	173	85 49	105	65 62	143	83 58
WRDU PCT (%)	418	175 42	229	93 41	333	130 39	189	82 43	23	19 83	23	19 83
WTIK PCT (%)	52	41 79	20	13 65	20	13 65	21	21 100	21	21 100	32	28 88
WTRG PCT (%)	252	74 29	74	6 8	191	57 30	170	68 40	50	17 34	50	17 34
WYLT PCT (%)	178	60 34	50		72	4 6	103	49 48	90	52 58	99	56 57
WZZU PCT (%)	299	118 39	194	73 38	144	46 32	95	42 44	40	27 68	47	27 57
WZFX PCT (%)	82		45		52		37		4		4	
WKRR PCT (%)	58	16 28	19		33	8 24	34	16 47	17	8 47	17	8 47
WPCM PCT (%)	72	38 53	11	5 45	23	5 22	47	19 40	49	33 67	49	33 67

Footnote Symbols: * Audience estimates adjusted for actual broadcast schedule. + Station(s) changed call letters since the prior survey - see Page 5B.
Both of the previous footnotes apply.

ADI Target Audience

	MONDAY-FRIDAY 6AM-10AM			MONDAY-FRIDAY 10AM-3PM			MONDAY-FRIDAY 3PM-7PM			MONDAY-FRIDAY 7PM-MID			WEEKEND 10AM-7PM			MONDAY-SUNDAY 6AM-MID		
	AQH (00)	AQH RTG	CUME (00)	AQH (00)	AQH RTG	CUME (00)	AQH (00)	AQH RTG	CUME (00)	AQH (00)	AQH RTG	CUME (00)	AQH (00)	AQH RTG	CUME (00)	AQH (00)	AQH RTG	CUME (00)
WAZZ																		
P 12+	13	.1	72	14	.1	64	19	.1	89	1		12	9	.1	65	8	.1	116
TEENS																		
M 18-34																		
W 18-34																		
M 18-49	2		18	1		12	2	.1	12				1		6			12
W 18-49	2		15	3	.1	13	7	.2	34	1		6	2		18	2		24
M 25-49	2	.1	18	1		12	5	.2	24				2	.1	18	2	.1	24
W 25-49	2	.1	15	3	.1	13	5	.1	22	1		6	1		6	1		22
M 25-54	3	.1	26	1		12	5	.1	24	1		6	2	.1	18	2	.1	32
W 25-54	2	.1	22	3	.1	13	5	.1	22				1		6	1		29
M 35-64	3	.1	26	1		12	5	.2	24	1		6	2	.1	18	2	.1	32
W 35-64	3	.1	31	5	.2	30	5	.2	31				2	.1	19	2	.1	50
WDCG																		
P 12+	139	1.0	1187	93	.6	675	127	.9	1161	85	.6	789	96	.7	769	101	.7	1919
TEENS	44	3.1	360	6	.4	82	33	2.3	308	54	3.8	274	31	2.2	221	33	2.3	461
M 18-34	22	.8	209	22	.8	154	25	.9	275	10	.3	172	23	.8	146	19	.7	428
W 18-34	40	1.5	353	33	1.2	262	41	1.5	394	14	.5	261	30	1.1	290	29	1.1	632
M 18-49	30	.7	257	29	.6	209	30	.7	341	12	.3	194	24	.5	163	23	.5	538
W 18-49	60	1.3	511	51	1.1	334	57	1.3	487	16	.4	298	38	.9	357	41	.9	837
M 25-49	22	.7	136	23	.7	124	22	.7	166	7	.2	98	21	.6	127	17	.5	281
W 25-49	37	1.1	289	39	1.2	180	34	1.0	230	6	.2	124	20	.6	167	25	.7	421
M 25-54	23	.6	149	23	.6	124	22	.6	166	7	.2	98	21	.6	127	17	.5	294
W 25-54	38	1.0	300	39	1.0	189	34	.9	232	6	.2	133	21	.6	178	25	.7	432
M 35-64	10	.4	64	7	.3	63	8	.3	74	5	.2	30	3	.1	28	6	.2	134
W 35-64	22	.8	179	24	.8	100	20	.7	110	2	.1	46	9	.3	78	14	.5	242
WDNC																		
P 12+	43	.3	233	24	.2	179	28	.2	206	17	.1	147	33	.2	254	28	.2	548
TEENS	2	.1	24				3	.2	24				2	.1	12	1	.1	36
M 18-34	6	.2	34						20	3	.1	34	2	.1	43	2	.1	82
W 18-34			3			3			3			3	1		9			13
M 18-49	7	.2	40			4			24	3	.1	40	5	.1	60	3	.1	120
W 18-49	3	.1	15			3			9	1		15	4	.1	31	1		70
M 25-49	4	.1	32			4			24	1		32	5	.2	60	2	.1	112
W 25-49	3	.1	15			3			9	1		15	4	.1	31	1		66
M 25-54	5	.1	39	1		11	1		36	1		35	6	.2	75	3	.1	137
W 25-54	5	.1	26	1		16	1		18	3	.1	22	6	.2	52	3	.1	94
M 35-64	8	.3	41	7	.3	42	5	.2	47			16	7	.3	55	6	.2	114
W 35-64	14	.5	62	3	.1	39	5	.2	46	6	.2	32	7	.2	66	7	.2	145
WDUR																		
P 12+	49	.3	145	31	.2	124	21	.1	79	12	.1	60	25	.2	153	27	.2	242
TEENS																		
M 18-34						13									10			33
W 18-34	4	.1	29	3	.1	32			12			12	5	.2	36	2	.1	51
M 18-49	2		9			17			4				1		19	1		47
W 18-49	20	.4	68	14	.3	67	6	.1	42			27	9	.2	75	9	.2	95
M 25-49	2	.1	9			4			4			1	1		19	1		34
W 25-49	19	.6	58	12	.4	47	6	.2	42			27	7	.2	64	8	.2	75
M 25-54	2	.1	9			4			4			1	1		19	1		34
W 25-54	19	.5	58	12	.3	47	6	.2	42			27	7	.2	64	8	.2	81
M 35-64	12	.5	28	5	.2	13	9	.3	13	9	.3	9	7	.3	18	9	.3	33
W 35-64	26	.9	59	15	.5	49	6	.2	37	3	.1	21	6	.2	52	10	.3	70
WFXC																		
P 12+	27	.2	278	16	.1	164	41	.3	347	28	.2	261	50	.3	259	32	.2	634
TEENS	6	.4	56				8	.6	75	9	.6	67	14	1.0	72	8	.6	132
M 18-34	5	.2	69	8	.3	51	11	.4	74	8	.3	79	15	.5	62	9	.3	132
W 18-34	11	.4	86	4	.1	60	14	.5	140	7	.3	68	14	.5	99	9	.3	227
M 18-49	6	.1	83	9	.2	68	15	.3	97	10	.2	93	15	.3	62	11	.2	178
W 18-49	14	.3	125	7	.2	89	18	.4	171	9	.2	89	19	.4	116	12	.3	299
M 25-49	3	.1	43	2	.1	26	6	.2	42	3	.1	38	1		20	3	.1	97
W 25-49	6	.2	83	4	.1	50	7	.2	91	4	.1	48	7	.2	52	5	.1	177
M 25-54	3	.1	43	2	.1	33	6	.2	42	3	.1	45	1		20	3	.1	104
W 25-54	6	.2	85	4	.1	50	7	.2	91	4	.1	50	7	.2	52	5	.1	179
M 35-64	1		17	1		24	4	.2	23	2	.1	24			2	2	.1	56
W 35-64	3	.1	41	3	.1	29	4	.1	35	2	.1	23	5	.2	17	3	.1	78
WKIX																		
P 12+	22	.2	195	16	.1	143	23	.2	212	11	.1	112	5		82	13	.1	371
TEENS			3						8	1	.1	9			7			25
M 18-34	6	.2	44	4	.1	55	7	.2	51			21			10	3	.1	85
W 18-34	4	.1	39	5	.2	37	3	.1	29			17			23	2	.1	52
M 18-49	12	.3	92	5	.1	70	14	.3	103	2		27	1		21	5	.1	150
W 18-49	7	.2	66	9	.2	51	6	.1	76	3	.1	39	1		36	5	.1	114
M 25-49	10	.3	75	4	.1	55	9	.3	79	1		20	1		21	4	.1	118
W 25-49	6	.2	54	8	.2	39	6	.2	70	3	.1	33	1		24	5	.1	96
M 25-54	12	.3	85	4	.1	60	11	.3	89	1		25	2	.1	26	5	.1	132
W 25-54	6	.2	54	8	.2	39	6	.2	70	3	.1	33	1		24	5	.1	96
M 35-64	8	.3	58	1		20	9	.3	62	3	.1	23	2	.1	16	3	.1	91
W 35-64	3	.1	38	5	.2	18	4	.1	56	4	.1	32	3	.1	26	4	.1	96

Footnote Symbols: * Audience estimates adjusted for actual broadcast schedule. + Station(s) changed call letters since the prior survey - see Page 5B.

ADI Target Audience

	MONDAY-FRIDAY 6AM-10AM			MONDAY-FRIDAY 10AM-3PM			MONDAY-FRIDAY 3PM-7PM			MONDAY-FRIDAY 7PM-MID			WEEKEND 10AM-7PM			MONDAY-SUNDAY 6AM-MID		
	AQH (00)	AQH RTG	CUME (00)	AQH (00)	AQH RTG	CUME (00)	AQH (00)	AQH RTG	CUME (00)	AQH (00)	AQH RTG	CUME (00)	AQH (00)	AQH RTG	CUME (00)	AQH (00)	AQH RTG	CUME (00)
WSRC																		
P 12+	16	.1	112	9	.1	106	* 15	.1	72				* 15	.1	119	* 15	.1	242
TEENS	1	.1	19			10	1	.1	9						10	1	.1	29
M 18-34				1		9												9
W 18-34	2	.1	16			10			6				1		7	1		22
M 18-49	1		12	2		21							1		16	1		25
W 18-49	2		30	1		29	2		25				3	.1	23	3	.1	61
M 25-49	1		12	2	.1	21							1		16	1		25
W 25-49	1		20	1		19	2	.1	25				3	.1	23	2	.1	51
M 25-54	1		12	2	.1	21							1		16	1		25
W 25-54	4	.1	33	2	.1	26	8	.2	32				6	.2	36	5	.1	70
M 35-64	2	.1	21	1		21	1		9				2	.1	25	2	.1	25
W 35-64	4	.1	34	3	.1	33	8	.3	26				7	.2	41	6	.2	78
WTIK																		
P 12+	33	.2	91	16	.1	52	20	.1	51	11	.1	52	15	.1	62	18	.1	139
TEENS																		
M 18-34	5	.2	16			7	5	.2	7	1		7	4	.1	7	3	.1	16
W 18-34	5	.2	13				2	.1	6	2	.1	13	2	.1	11	2	.1	18
M 18-49	15	.3	29	10	.2	20	12	.3	17	5	.1	16	8	.2	13	9	.2	29
W 18-49	11	.2	19	6	.1	11	8	.2	12	6	.1	25	6	.1	22	7	.2	35
M 25-49	10	.3	13	10	.3	13	7	.2	10	4	.1	9	4	.1	6	6	.2	13
W 25-49	6	.2	6	6	.2	11	6	.2	6	4	.1	12	4	.1	16	5	.1	22
M 25-54	10	.3	18	10	.3	13	7	.2	10	4	.1	9	4	.1	6	6	.2	18
W 25-54	6	.2	6	6	.2	13	6	.2	6	4	.1	12	4	.1	16	5	.1	24
M 35-64	10	.4	18	10	.4	16	7	.3	13	4	.2	9	4	.2	6	6	.2	21
W 35-64	7	.2	9	6	.2	18	6	.2	11	4	.1	12	4	.1	16	5	.2	26
WTRG																		
P 12+	92	.6	732	110	.8	814	109	.8	909	30	.2	385	76	.5	584	78	.5	1536
TEENS	1	.1	20	2	.1	14	5	.4	42	1	.1	11	1	.1	20	2	.1	49
M 18-34	42	1.4	309	51	1.7	376	43	1.5	368	13	.4	170	30	1.0	227	33	1.1	572
W 18-34	21	.8	213	12	.4	214	23	.9	276	8	.3	109	18	.7	189	15	.6	505
M 18-49	58	1.3	392	70	1.5	426	60	1.3	485	19	.4	224	37	.8	271	45	1.0	719
W 18-49	27	.6	260	20	.4	267	37	.8	349	9	.2	135	29	.7	268	22	.5	616
M 25-49	54	1.6	336	54	1.6	317	55	1.7	402	17	.5	182	28	.8	199	38	1.1	553
W 25-49	24	.7	192	18	.5	203	27	.8	200	5	.1	97	22	.7	210	17	.5	437
M 25-54	54	1.5	343	57	1.6	337	55	1.5	402	17	.5	182	29	.8	205	39	1.1	579
W 25-54	25	.7	200	19	.5	215	27	.7	208	5	.1	97	22	.6	210	18	.5	449
M 35-64	20	.8	104	31	1.2	84	23	.9	125	6	.2	62	15	.6	58	18	.7	195
W 35-64	7	.2	65	10	.3	70	15	.5	91	1		26	12	.4	90	9	.3	145
WYLT																		
P 12+	94	.7	659	116	.8	587	93	.6	663	25	.2	326	67	.5	466	74	.5	1219
TEENS	3	.2	27	6	.4	27	4	.3	29	1	.1	21	5	.4	18	3	.2	49
M 18-34	11	.4	80	12	.4	19	13	.4	66	3	.1	46	3	.1	39	7	.2	158
W 18-34	14	.5	145	22	.8	186	20	.7	218	7	.3	103	13	.5	115	14	.5	352
M 18-49	26	.6	213	17	.4	49	18	.4	131	8	.2	98	15	.3	137	16	.3	353
W 18-49	42	.9	276	50	1.1	330	42	.9	352	12	.3	157	30	.7	203	33	.7	564
M 25-49	21	.6	172	12	.4	44	13	.4	105	6	.2	76	14	.4	116	13	.4	285
W 25-49	38	1.1	221	37	1.1	247	31	.9	228	6	.2	93	26	.8	149	26	.8	396
M 25-54	26	.7	202	18	.5	71	18	.5	128	7	.2	98	16	.4	135	17	.5	335
W 25-54	42	1.1	240	42	1.1	266	34	.9	247	6	.2	96	28	.7	159	29	.8	419
M 35-64	25	.9	196	22	.8	92	19	.7	123	6	.2	77	16	.6	136	18	.7	293
W 35-64	35	1.2	182	45	1.6	213	32	1.1	193	8	.3	70	22	.8	128	27	.9	295
WYRN																		
P 12+	22	.2	64	10	.1	31	* 11	.1	29				* 5		14	* 13	.1	80
TEENS																		
M 18-34																		
W 18-34	1		11	1		17	1		10							1		27
M 18-49																		
W 18-49	1		17	1		17	1		10							1		33
M 25-49																		
W 25-49	1		17	1		17										1		23
M 25-54	3	.1	7													1		7
W 25-54	4	.1	28	1		17			5							2	.1	34
M 35-64	3	.1	7													1		7
W 35-64	6	.2	28	1		6	2	.1	11				1		6	3	.1	28
WZZU																		
P 12+	89	.6	857	35	.2	494	76	.5	827	59	.4	611	57	.4	467	58	.4	1470
TEENS	22	1.5	235	6	.4	106	22	1.5	216	32	2.2	219	29	2.0	157	22	1.5	325
M 18-34	30	1.0	250	11	.4	129	23	.8	257	15	.5	168	15	.5	120	16	.5	421
W 18-34	23	.9	211	13	.5	196	17	.6	239	9	.3	139	9	.3	154	13	.5	440
M 18-49	36	.8	338	13	.3	167	31	.7	312	16	.3	193	15	.3	120	19	.4	547
W 18-49	29	.7	260	13	.3	205	20	.4	281	11	.2	189	10	.2	184	15	.3	555
M 25-49	19	.6	230	5	.2	57	16	.5	160	6	.2	108	12	.4	79	10	.3	302
W 25-49	18	.5	149	8	.2	111	14	.4	170	6	.2	104	5	.1	87	9	.3	314
M 25-54	19	.5	230	6	.2	62	16	.4	160	6	.2	108	12	.3	79	10	.3	307
W 25-54	18	.5	149	8	.2	111	14	.4	170	6	.2	104	5	.1	87	9	.2	314
M 35-64	6	.2	88	3	.1	43	8	.3	55	1		25				3	.1	131
W 35-64	6	.2	59			14	3	.1	54	2	.1	53	1		30	2	.1	139

Footnote Symbols: * Audience estimates adjusted for actual broadcast schedule. + Station(s) changed call letters since the prior survey - see Page 5B.

ARBITRON RATINGS

ADI Target Audience

ADI Target Audience

	MONDAY-FRIDAY 6AM-10AM			MONDAY-FRIDAY 10AM-3PM			MONDAY-FRIDAY 3PM-7PM			MONDAY-FRIDAY 7PM-MID			WEEKEND 10AM-7PM			MONDAY-SUNDAY 6AM-MID		
	AQH (00)	AQH RTG	CUME (00)	AQH (00)	AQH RTG	CUME (00)	AQH (00)	AQH RTG	CUME (00)	AQH (00)	AQH RTG	CUME (00)	AQH (00)	AQH RTG	CUME (00)	AQH (00)	AQH RTG	CUME (00)
WDKS																		
P 12+	41	.3	247	31	.2	170	57	.4	282	59	.4	242	50	.3	199	50	.3	519
TEENS	20	1.4	85				32	2.2	101	30	2.1	104	16	1.1	62	21	1.5	150
M 18-34	8	.3	36	15	.5	86	16	.5	80	18	.6	55	13	.4	30	15	.5	129
W 18-34	1		32	1		19	2	.1	31	2	.1	49	2	.1	50	2	.1	115
M 18-49	11	.2	82	22	.5	118	18	.4	114	19	.4	67	16	.3	44	18	.4	187
W 18-49	9	.2	75	9	.2	48	7	.2	67	9	.2	66	18	.4	93	11	.2	173
M 25-49	4	.1	61	8	.2	47	3	.1	43	2	.1	46	3	.1	23	4	.1	116
W 25-49	9	.3	75	9	.3	48	7	.2	67	9	.3	66	18	.5	93	11	.3	157
M 25-54	4	.1	61	8	.2	47	3	.1	43	2	.1	46	3	.1	23	4	.1	116
W 25-54	9	.2	75	9	.2	48	7	.2	67	9	.2	66	18	.5	93	11	.3	157
M 35-64	3	.1	46	7	.3	32	2	.1	34	1		12	3	.1	14	3	.1	58
W 35-64	9	.3	48	8	.3	33	5	.2	36	8	.3	22	16	.6	43	9	.3	67
WFAI																		
P 12+	11	.1	185	28	.2	129	7		120	2		38	16	.1	156	10	.1	315
TEENS			34										4	.1	22	1		56
M 18-34							1		16	1		16	3	.1	13			29
W 18-34													4	.1	22	1		56
M 18-49			34										3	.1	22			48
W 18-49	1		19	1		10	2		35	1		25	3	.1	15	1		49
M 25-49			34										4	.1	15			32
W 25-49	1		19	1		10	1		19			9	3	.1	22			49
M 25-54			34										4	.1	15	1		49
W 25-54	1		19	1		10	1		19			9	5	.1	36			46
M 35-64	1		24			7			7	1		7			7			24
W 35-64	4	.1	62	16	.6	36	5	.2	53			15	2	.1	23	5	.2	88
WFMC																		
P 12+	31	.2	107	16	.1	70	6		58	7		44	5		53	12	.1	150
TEENS																		
M 18-34			22				1		9						9			22
W 18-34			24				1		15			8			8	1		24
M 18-49	1		22				1		9						9			22
W 18-49	2		24				1		15			8			8	1		24
M 25-49	1		22				1		9						9			22
W 25-49	2	.1	24				1		15			8			8	1		24
M 25-54	2	.1	28	1		6	2	.1	15						9			28
W 25-54	2	.1	29				1		20			8			8	1		29
M 35-64	2	.1	35	1		6	2	.1	15	2	.1	6			15	1		40
W 35-64	7	.2	35	3	.1	11	1		26	1		14	1		14	3	.1	40
WFNC																		
P 12+	86	.6	359	33	.2	256	19	.1	206	21	.1	161	11	.1	122	33	.2	455
TEENS																		
M 18-34	12	.4	93	1		15	1		49	7	.2	29			15	4	.1	107
W 18-34	7	.3	26			13	1		13	1		13			2	2	.1	26
M 18-49	13	.3	117	1		39	3	.1	73	7	.2	53	2		39	5	.1	131
W 18-49	7	.2	26			13	1		13	4	.1	33			3	3	.1	46
M 25-49	13	.4	117	1		39	3	.1	73	7	.2	53	2	.1	39	5	.2	131
W 25-49	7	.2	26			13	1		13	4	.1	33			3	3	.1	46
M 25-54	16	.4	134	2	.1	56	6	.2	90	7	.2	53	3	.1	56	7	.2	148
W 25-54	7	.2	26			13	1		19	4	.1	33			3	3	.1	52
M 35-64	12	.5	61	7	.3	67	7	.3	54	2	.1	31	5	.2	61	7	.3	74
W 35-64	17	.6	45	2	.1	18			18	4	.1	34	1		6	5	.2	77
WGBR																		
P 12+	18	.1	90	3		35	8	.1	54	7		38	8	.1	56	8	.1	134
TEENS	2	.1	9				4	.3	9	5	.4	9	5	.4	9	3	.2	9
M 18-34			11															11
W 18-34	1																	
M 18-49							1		15			6						39
W 18-49	4	.1	34															
M 25-49	4	.1	34				1		15			6						39
W 25-49	4	.1	34															
M 25-54							5		20			6			5			44
W 25-54	4	.1	34				1		6			6			11	1		11
M 35-64	1		11			6			6			6			5			48
W 35-64	5	.2	33			5	2	.1	30			6			5			
WGTM																		
P 12+	22	.2	136	13	.1	111	7		89	11	.1	68	19	.1	127	17	.1	209
TEENS	1	.1	9				1	.1	10			10	2	.1	10	1	.1	19
M 18-34													1		26	1		26
W 18-34	1		11			11	1		11				1		7	1		28
M 18-49			24	1		28	4	.1	35	4	.1	24	6	.1	71	6	.1	82
W 18-49	6	.1	50	5	.1	32	4	.1	35	4	.1	24	6	.1	71	6	.1	82
M 25-49			24	1		28	1		11			1	1		7	1		28
W 25-49	6	.2	50	5	.1	32	4	.1	35	4	.1	24	6	.2	71	6	.2	82
M 25-54			24	1		36	1		11			5	1		12	1		41
W 25-54	6	.2	50	5	.1	32	4	.1	35	4	.1	24	6	.2	71	6	.2	82
M 35-64	4	.2	37	2	.1	43	1		11	2	.1	12	2	.1	19	3	.1	54
W 35-64	5	.2	39	5	.2	21	3	.1	29	5	.2	29	5	.2	45	5	.2	61

Footnote Symbols: * Audience estimates adjusted for actual broadcast schedule. + Station(s) changed call letters since the prior survey - see Page 5B.

ADI Target Audience

	MONDAY-FRIDAY 6AM-10AM			MONDAY-FRIDAY 10AM-3PM			MONDAY-FRIDAY 3PM-7PM			MONDAY-FRIDAY 7PM-MID			WEEKEND 10AM-7PM			MONDAY-SUNDAY 6AM-MID		
	AQH (00)	AQH RTG	CUME (00)	AQH (00)	AQH RTG	CUME (00)	AQH (00)	AQH RTG	CUME (00)	AQH (00)	AQH RTG	CUME (00)	AQH (00)	AQH RTG	CUME (00)	AQH (00)	AQH RTG	CUME (00)
WHNC																		
P 12+	* 6		37	10	.1	59	* 22	.2	134				* 15	.1	104	* 12	.1	176
TEENS				3	.2	9	5	.4	19				2	.1	20	2	.1	30
M 18-34																		
W 18-34				3	.1	22	2	.1	12				3	.1	16	2	.1	22
M 18-49																		
W 18-49	2		9	3	.1	22	2		21				3	.1	25	3	.1	46
M 25-49																		
W 25-49	2	.1	9	2	.1	12	2	.1	21				1		15	2	.1	36
M 25-54							1		7				1		7			7
W 25-54	2	.1	9	2	.1	12	2	.1	21				1		15	2	.1	36
M 35-64	3	.1	13	4	.2	13	7	.3	20				7	.3	20	4	.2	20
W 35-64	3	.1	15			6	1		26				1		21	2	.1	47
WIOZ																		
P 12+	38	.3	178	24	.2	180	10	.1	104	5		47	30	.2	146	21	.1	201
TEENS																		
M 18-34																		
W 18-34																		
M 18-49																		
W 18-49	1		10	2		10	2		10				2		10	1		10
M 25-49																		
W 25-49	1		10	2	.1	10	2	.1	10				2	.1	10	1		10
M 25-54	1		12							2	.1	12				1		12
W 25-54	4	.1	20	2	.1	20	2	.1	10	2	.1	10	2	.1	10	2	.1	20
M 35-64	9	.3	44	3	.1	32	1		11	3	.1	23	5	.2	32	5	.2	44
W 35-64	10	.3	58	9	.3	58	5	.2	48	2	.1	10	10	.3	38	6	.2	67
WKML																		
P 12+	126	.9	675	109	.8	514	111	.8	578	71	.5	309	76	.5	540	92	.6	878
TEENS																		
M 18-34	28	1.0	172	11	.4	107	21	.7	164	23	.8	65	12	.4	133	19	.7	218
W 18-34	33	1.2	137	49	1.8	127	40	1.5	134	22	.8	64	19	.7	104	31	1.1	188
M 18-49	40	.9	278	17	.4	154	35	.8	248	30	.7	144	26	.6	197	28	.6	350
W 18-49	72	1.6	261	74	1.7	242	66	1.5	244	35	.8	136	33	.7	214	52	1.2	321
M 25-49	21	.6	169	11	.3	91	19	.6	147	7	.2	94	17	.5	113	13	.4	210
W 25-49	68	2.0	211	60	1.8	177	49	1.5	172	14	.4	86	24	.7	168	38	1.1	234
M 25-54	21	.6	181	11	.3	91	19	.5	153	7	.2	94	17	.5	113	13	.4	228
W 25-54	69	1.8	222	61	1.6	188	49	1.3	177	14	.4	86	26	.7	184	39	1.0	250
M 35-64	17	.6	153	12	.5	82	22	.8	138	7	.3	86	17	.6	99	13	.5	198
W 35-64	40	1.4	135	27	.9	135	26	.9	124	13	.4	72	16	.6	126	22	.8	164
WOKN																		
P 12+	23	.2	154	10	.1	113	8	.1	100	3		56	14	.1	83	9	.1	204
TEENS	5	.4	27	3	.2	27	3	.2	28	2	.1	27	7	.5	17	3	.2	36
M 18-34																		
W 18-34	11	.4	64	2	.1	38	3	.1	51				13	.1	30	3	.1	84
M 18-49	3	.1	9										5	.1	16	1		25
W 18-49	12	.3	82	3	.1	45	3	.1	51				13	.1	37	3	.1	102
M 25-49	3	.1	9										5	.2	16	1		25
W 25-49	4	.1	29	2	.1	18	2	.1	11				1		24	1		35
M 25-54	3	.1	9										5	.1	16	1		25
W 25-54	4	.1	29	2	.1	18	2	.1	11				1		24	1		35
M 35-64	4	.2	16	1		7	1		7	1		7	1		1	1		16
W 35-64	1		23	2	.1	17			5				1		12			28
WPTM																		
P 12+	40	.3	120	25	.2	83	17	.1	131	3		20	22	.2	77	21	.1	161
TEENS																		
M 18-34	12	.4	27						1							3	.1	27
W 18-34																		
M 18-49	12	.3	27	3	.1	19	3	.1	46				4	.1	19	4	.1	46
W 18-49																		
M 25-49				3	.1	19	2	.1	19				4	.1	19	1		19
W 25-49																		
M 25-54	7	.2	19	4	.1	28	2	.1	38				4	.1	19	3	.1	38
W 25-54	4	.1	15										1		8	1		15
M 35-64	7	.3	19	4	.2	28	2	.1	38				4	.2	19	3	.1	38
W 35-64	9	.3	37	1		7			7				4	.1	23	3	.1	37
WQSM																		
P 12+	52	.4	395	51	.4	272	46	.3	297	27	.2	258	41	.3	258	38	.3	547
TEENS	17	1.2	90	2	.1	10	14	1.0	99	12	.8	122	8	.6	64	10	.7	146
M 18-34	17	.6	153	17	.6	109	12	.4	66	3	.1	42	6	.2	31	9	.3	162
W 18-34	12	.4	81	27	1.0	123	17	.6	101	11	.4	70	24	.9	132	16	.6	161
M 18-49	17	.4	153	17	.4	109	12	.3	66	3	.1	42	6	.1	31	9	.2	162
W 18-49	15	.3	121	32	.7	146	18	.4	118	12	.3	87	26	.6	149	18	.4	201
M 25-49	1		19				1		24				1		10			28
W 25-49	12	.4	84	27	.8	89	14	.4	61	10	.3	74	22	.7	105	15	.4	132
M 25-54	2	.1	26				1		31				7	.1	17			35
W 25-54	12	.3	84	27	.7	89	14	.4	61	10	.3	74	22	.6	105	15	.4	132
M 35-64	1		7				2	.1	14				7	.1	14	1		14
W 35-64	3	.1	40	5	.2	23	1		17	1		17	2	.1	17	2	.1	40

Footnote Symbols: * Audience estimates adjusted for actual broadcast schedule. + Station(s) changed call letters since the prior survey - see Page 5B.

ADI Target Audience

ADI Target Audience

	MONDAY-FRIDAY 6AM-10AM			MONDAY-FRIDAY 10AM-3PM			MONDAY-FRIDAY 3PM-7PM			MONDAY-FRIDAY 7PM-MID			WEEKEND 10AM-7PM			MONDAY-SUNDAY 6AM-MID		
	AQH (00)	AQH RTG	CUME (00)	AQH (00)	AQH RTG	CUME (00)	AQH (00)	AQH RTG	CUME (00)	AQH (00)	AQH RTG	CUME (00)	AQH (00)	AQH RTG	CUME (00)	AQH (00)	AQH RTG	CUME (00)
WRRZ																		
P 12+	* 16	.1	46	19	.1	80	* 20	.1	81				* 10	.1	56	* 17	.1	110
TEENS																		
M 18-34						11												11
W 18-34																		
M 18-49							1		12									23
W 18-49																		
M 25-49							1		12									23
W 25-49																		
M 25-54							1		12									32
W 25-54			9			7			7									7
M 35-64						6			2	.1		18						36
W 35-64			18			6										1		
WRSV																		
P 12+	42	.3	222	16	.1	125	30	.2	136	36	.3	186	25	.2	176	* 31	.2	323
TEENS	9	.6	42				13	.9	42	8	.6	54	8	.6	35	8	.6	71
M 18-34	12	.4	75	7	.2	30	11	.4	44	22	.8	75	7	.2	58	13	.4	89
W 18-34	6	.2	45	3	.1	36	3	.1	16						16	2	.1	51
M 18-49	15	.3	82	7	.2	30	11	.2	44	22	.5	82	7	.2	58	14	.3	102
W 18-49	12	.3	67	4	.1	53	3	.1	27	2		16	2		44	4	.1	90
M 25-49	7	.2	40	5	.2	16	1		16	4	.1	40	1		16	4	.1	46
W 25-49	8	.2	38	3	.1	33	3	.1	27	2	.1	16	2	.1	44	3	.1	61
M 25-54	7	.2	45	6	.2	21	1		16	4	.1	40	2	.1	21	4	.1	51
W 25-54	8	.2	38	3	.1	33	3	.1	27	2	.1	16	2	.1	44	3	.1	61
M 35-64	3	.1	12	1		5						7	2	.1	12	1		25
W 35-64	7	.2	26	2	.1	21			11	3	.1	23	2	.1	32	3	.1	54
WZFX																		
P 12+	74	.5	575	43	.3	400	71	.5	522	63	.4	486	56	.4	457	60	.4	863
TEENS	14	1.0	142	3	.2	18	18	1.3	120	30	2.1	164	14	1.0	95	15	1.1	230
M 18-34	19	.7	141	16	.5	164	19	.7	122	9	.3	117	13	.4	138	14	.5	182
W 18-34	16	.6	142	16	.6	151	20	.7	141	10	.4	125	12	.4	122	14	.5	253
M 18-49	41	.9	255	23	.5	205	27	.6	200	21	.5	167	25	.5	200	28	.6	300
W 18-49	19	.4	173	17	.4	172	24	.5	188	12	.3	146	14	.3	143	16	.4	305
M 25-49	36	1.1	184	19	.6	134	27	.8	179	21	.6	146	24	.7	150	26	.8	229
W 25-49	17	.5	134	10	.3	118	19	.6	149	11	.3	111	6	.2	95	12	.4	215
M 25-54	36	1.0	184	19	.5	134	27	.7	179	21	.6	146	24	.7	150	26	.7	229
W 25-54	17	.5	134	10	.3	118	20	.5	154	11	.3	111	7	.2	100	12	.3	220
M 35-64	22	.8	114	7	.3	41	8	.3	78	12	.5	50	12	.5	62	14	.5	118
W 35-64	3	.1	36	1		26	6	.2	61	2	.1	30	5	.2	40	3	.1	80
WDLX																		
P 12+	23	.2	218	7		148	24	.2	210	21	.1	181	26	.2	206	18	.1	372
TEENS	13	.9	105	1	.1	21	9	.6	71	19	1.3	99	12	.8	57	11	.8	125
M 18-34	2	.1	30	2	.1	38	8	.3	34			34	4	.1	36	3	.1	78
W 18-34	8	.3	59	3	.1	65	6	.2	71	2	.1	48	5	.2	67	4	.1	123
M 18-49	2		39	2		47	8	.2	43			34	6	.1	45	3	.1	87
W 18-49	8	.2	66	3	.1	72	6	.1	88	2		48	7	.2	92	4	.1	148
M 25-49			21	2	.1	47	1		25			16	2	.1	9	1		51
W 25-49			11			18			17				2	.1	25			46
M 25-54			21	2	.1	47	1		25			16	2	.1	9	1		51
W 25-54			19	1		26	1		25				2	.1	33			54
M 35-64			9			9			9				2	.1	9			9
W 35-64			15	1		15	1		25				3	.1	37			37
WIKS																		
P 12+	9	.1	101	2		66	13	.1	128	17	.1	113	19	.1	140	11	.1	243
TEENS	1	.1	17				7	.5	47	5	.4	22	4	.3	26	3	.2	47
M 18-34	2	.1	28	1		28	2	.1	28	1		14	5	.2	56	2	.1	56
W 18-34	4	.1	40			13	3	.1	42	10	.4	55	7	.3	33	5	.2	88
M 18-49	2		28	1		35	2		28	1		21	6	.1	63	2		63
W 18-49	5	.1	46			19	4	.1	48	11	.2	70	9	.2	51	6	.1	116
M 25-49						7						7	1		7			7
W 25-49	1		6			6	2	.1	21	7	.2	30	2	.1	18	3	.1	43
M 25-54						7			7			7	1		7			7
W 25-54	2	.1	11			6	2	.1	21	7	.2	30	2	.1	18	3	.1	48
M 35-64						7			7			7	1		7			7
W 35-64	2	.1	16	1		18	1		11	1		15	2	.1	18	1		45
WKRR																		
P 12+	56	.4	307	36	.3	229	60	.4	289	47	.3	172	79	.6	285	53	.4	498
TEENS	2	.1	17			11	1	.1	21	1	.1	8	2	.1	19	2	.1	32
M 18-34	23	.8	201	17	.6	169	29	1.0	197	29	1.0	91	46	1.6	158	28	1.0	306
W 18-34	21	.8	74	8	.3	34	22	.8	51	17	.6	56	26	1.0	66	17	.6	96
M 18-49	33	.7	216	28	.6	184	37	.8	212	29	.6	95	47	1.0	171	33	.7	337
W 18-49	21	.5	74	8	.2	34	22	.5	51	17	.4	64	30	.7	86	18	.4	120
M 25-49	20	.6	121	18	.5	112	21	.6	134	5	.2	34	6	.2	64	12	.4	158
W 25-49	4	.1	27	1		4	1		4	2	.1	12	6	.2	28	3	.1	57
M 25-54	20	.5	121	18	.5	112	21	.6	134	5	.1	34	6	.2	64	12	.3	158
W 25-54	4	.1	27	1		4	1		4	2	.1	12	6	.2	28	3	.1	57
M 35-64	10	.4	15	11	.4	15	8	.3	15			4	4	.1	13	5	.2	31
W 35-64									5			13	4	.1	25	1		29

Footnote Symbols: * Audience estimates adjusted for actual broadcast schedule. + Station(s) changed call letters since the prior survey - see Page 5B.

ADI Target Audience

	MONDAY-FRIDAY 6AM-10AM			MONDAY-FRIDAY 10AM-3PM			MONDAY-FRIDAY 3PM-7PM			MONDAY-FRIDAY 7PM-MID			WEEKEND 10AM-7PM			MONDAY-SUNDAY 6AM-MID		
	AQH (00)	AQH RTG	CUME (00)	AQH (00)	AQH RTG	CUME (00)	AQH (00)	AQH RTG	CUME (00)	AQH (00)	AQH RTG	CUME (00)	AQH (00)	AQH RTG	CUME (00)	AQH (00)	AQH RTG	CUME (00)
WKTC																		
P 12+ TEENS	16	.1	111	23	.2	73	22	.2	91	6		70	23	.2	153	16	.1	247
M 18-34												17			7			7
W 18-34												9			9			36
M 18-49	4	.1	46	7	.2	26	10	.2	42			20	7	.2	53	5	.1	68
W 18-49	2		32	8	.2	15	9	.2	11	4	.1	30	7	.2	39	5	.1	92
M 25-49	4	.1	46	7	.2	26	10	.3	42			20	7	.2	53	5	.2	68
W 25-49	2	.1	32	8	.2	15	9	.3	11	4	.1	13	7	.2	39	5	.1	65
M 25-54	4	.1	46	7	.2	26	10	.3	47			20	8	.2	67	5	.1	87
W 25-54	2	.1	32	8	.2	15	9	.2	11	4	.1	13	9	.2	47	5	.1	73
M 35-64	5	.2	54	9	.3	33	11	.4	55			28	13	.5	81	7	.3	101
W 35-64	3	.1	39	9	.3	22	9	.3	18	4	.1	13	8	.3	44	5	.2	78
WMAG																		
P 12+ TEENS	44	.3	98	49	.3	80	18	.1	143	2		44	19	.1	107	25	.2	203
M 18-34	19	.7	27	21	.7	23	4	.1	44			6			8			44
W 18-34	15	.6	39	15	.6	29	5	.2	51			3	2	.1	31	7	.3	59
M 18-49	19	.4	27	21	.5	23	4	.1	44			11	4	.1	24	9	.2	68
W 18-49	25	.6	71	28	.6	57	14	.3	93	2		33	14	.3	71	15	.3	117
M 25-49	19	.6	27	21	.6	23	4	.1	32			5	4	.1	24	9	.3	56
W 25-49	25	.7	71	28	.8	47	14	.4	88	2	.1	33	14	.4	61	15	.4	107
M 25-54	19	.5	27	21	.6	23	4	.1	32			5	4	.1	24	9	.2	56
W 25-54	25	.7	71	28	.7	47	14	.4	88	2	.1	33	14	.4	61	15	.4	107
M 35-64	10	.3	32	13	.4	28	9	.3	42	2	.1	5	4	.2	24	1		24
W 35-64	10	.3	32	13	.4	28	9	.3	42	2	.1	30	12	.4	40	8	.3	58
WNCT-FM																		
P 12+ TEENS	17	.1	131	25	.2	165	21	.1	182	7		86	13	.1	157	14	.1	374
M 18-34															1			17
W 18-34				1		9	1		9						17			9
M 18-49										1		6	1		17			42
W 18-49				2		15	1		9									37
M 25-49										1		6						25
W 25-49				2	.1	15	1		9									37
M 25-54			5	1		13	1		18	3	.1	31			8	1		60
W 25-54	2	.1	13	4	.1	24	2	.1	22				2	.1	14	1		60
M 35-64	1		9	3	.1	28	3	.1	22	3	.1	41	2	.1	31	2	.1	105
W 35-64	9	.3	38	13	.4	45	7	.2	48	3	.1	18	5	.2	46	6	.2	110
WPCM																		
P 12+ TEENS	33	.2	277	26	.2	225	51	.4	336	13	.1	146	69	.5	335	32	.2	514
M 18-34	2	.1	37	4	.1	37	3	.1	47	1		14	2	.1	19			19
W 18-34	8	.3	48	5	.2	31	10	.4	66	7	.3	42	5	.2	48	4	.1	75
M 18-49	11	.2	149	8	.2	99	27	.6	170	4	.1	68	40	.9	143	16	.3	236
W 18-49	10	.2	73	10	.2	64	17	.4	103	8	.2	55	15	.3	92	10	.2	135
M 25-49	10	.3	128	7	.2	78	26	.8	140	3	.1	62	31	.9	122	14	.4	201
W 25-49	3	.1	45	5	.1	42	12	.4	70	7	.2	28	11	.3	59	6	.2	97
M 25-54	11	.3	139	10	.3	89	28	.8	151	3	.1	62	31	.8	122	15	.4	212
W 25-54	7	.2	61	7	.2	55	12	.3	79	7	.2	37	14	.4	75	8	.2	113
M 35-64	17	.6	147	9	.3	102	28	1.1	149	4	.2	64	36	1.4	126	16	.6	216
W 35-64	6	.2	41	8	.3	51	8	.3	59	1		26	14	.5	74	6	.2	107
WRNS																		
P 12+ TEENS	34	.2	171	19	.1	93	30	.2	175	8	.1	102	28	.2	201	21	.1	336
M 18-34	2	.1	12				1	.1	9			9			8	1		30
W 18-34	8	.3	37	13	.4	25	14	.5	37	2	.1	25	1		19	6	.2	57
M 18-49	13	.3	68	14	.3	31	17	.4	61	5	.1	47	5	.1	59	9	.2	122
W 18-49	9	.2	45	5	.1	45	6	.1	53	1		25	11	.2	75	6	.1	86
M 25-49	13	.4	68	14	.4	31	17	.5	61	5	.2	47	4	.1	52	9	.3	115
W 25-49	9	.3	45	5	.1	45	6	.2	40	1		25	11	.3	62	6	.2	73
M 25-54	14	.4	73	14	.4	36	18	.5	66	5	.1	47	4	.1	57	9	.2	125
W 25-54	9	.2	45	5	.1	45	6	.2	40	1		25	11	.3	62	6	.2	73
M 35-64	6	.2	36	1		11	4	.2	36	3	.1	22	4	.2	45	3	.1	82
W 35-64	10	.3	45	4	.1	34	3	.1	36	2	.1	25	10	.3	51	6	.2	69
TOTALS																		
P 12+ TEENS	3230	22.6	11832	2469	17.2	9244	2546	17.8	10998	1313	9.2	7407	2235	15.6	10127	2232	15.6	13468
M 18-34	246	17.2	1237	48	3.4	371	262	18.3	1054	302	21.1	1166	263	18.4	998	225	15.8	1373
W 18-34	641	21.9	2475	568	19.4	1943	566	19.4	2326	324	11.1	1661	463	15.9	2017	477	16.3	2737
M 18-49	613	22.7	2249	521	19.3	2074	532	19.7	2220	241	8.9	1577	418	15.5	2034	425	15.7	2599
W 18-49	1015	22.1	3918	810	17.6	2899	874	19.0	3636	431	9.4	2410	718	15.6	3204	719	15.7	4342
M 25-49	1065	23.9	3725	894	20.1	3316	863	19.4	3642	357	8.0	2406	698	15.7	3318	712	16.0	4277
W 25-49	773	23.4	2859	564	17.0	2022	608	18.4	2593	227	6.9	1626	488	14.7	2330	491	14.8	3165
M 25-54	848	25.2	2836	708	21.1	2497	643	19.1	2717	222	6.6	1661	502	14.9	2500	535	15.9	3211
W 25-54	841	22.9	3169	619	16.9	2250	662	18.1	2888	237	6.5	1764	529	14.4	2576	533	14.5	3510
M 35-64	942	25.1	3128	771	20.5	2723	699	18.6	2979	240	6.4	1782	550	14.7	2751	589	15.7	3572
W 35-64	587	22.2	2226	396	15.0	1594	471	17.8	2044	164	6.2	1136	398	15.0	1843	383	14.5	2501
	716	24.8	2364	585	20.2	1967	484	16.7	2205	182	6.3	1260	414	14.3	2018	448	15.5	2713

Footnote Symbols: * Audience estimates adjusted for actual broadcast schedule. + Station(s) changed call letters since the prior survey - see Page 5B.

ADI Target Audience

ADI Target Audience

	SATURDAY 6AM-10AM			SATURDAY 10AM-3PM			SATURDAY 3PM-7PM			SATURDAY 7PM-MID			SUNDAY 10AM-3PM			SUNDAY 3PM-7PM		
	AQH (00)	AQH RTG	CUME (00)	AQH (00)	AQH RTG	CUME (00)	AQH (00)	AQH RTG	CUME (00)	AQH (00)	AQH RTG	CUME (00)	AQH (00)	AQH RTG	CUME (00)	AQH (00)	AQH RTG	CUME (00)
WAZZ																		
P 12+	6		31	11	.1	37	6		29	1		4	15	.1	39	4		10
TEENS																		
M 18-34													4	.1	6			
W 18-34													4	.1	12			
M 18-49	2		12	3	.1	12	1		12				6	.1	12	2		6
W 18-49				1		6			6				4	.1	12			
M 25-49	2	.1	12	3	.1	12	1		12				2	.1	6	2	.1	6
W 25-49				1		6			6				4	.1	12			
M 25-54	2	.1	12	3	.1	12	1		12				2	.1	6	2	.1	6
W 25-54				1		6			6				4	.2	12			
M 35-64	2	.1	12	3	.1	12	1		12				3	.1	15	4	.1	10
W 35-64	1		4	2	.1	10	1		10	1		4						
WDCG																		
P 12+	44	.3	149	103	.7	364	90	.6	337	65	.5	258	97	.7	362	89	.6	257
TEENS	15	1.1	52	27	1.9	110	40	2.8	135	33	2.3	90	28	2.0	108	28	2.0	83
M 18-34	5	.2	28	31	1.1	77	26	.9	68	15	.5	65	21	.7	64	14	.5	33
W 18-34	14	.5	34	37	1.4	149	21	.8	111	14	.5	85	33	1.2	135	23	.9	99
M 18-49	15	.3	60	35	.8	90	26	.6	68	15	.3	65	21	.5	72	14	.3	33
W 18-49	14	.3	34	39	.9	159	24	.5	134	16	.4	96	46	1.0	167	41	.9	133
M 25-49	15	.5	60	29	.9	80	19	.6	38	13	.4	29	20	.6	66	14	.4	33
W 25-49	3	.1	17	15	.4	68	9	.3	53	5	.1	31	30	.9	85	27	.8	69
M 25-54	15	.4	60	29	.8	80	19	.5	38	13	.4	29	20	.5	66	14	.4	33
W 25-54	3	.1	17	16	.4	70	9	.2	53	5	.1	31	31	.8	94	27	.7	69
M 35-64	10	.4	32	5	.2	16									8	6	.2	8
W 35-64			3	3	.1	12	3	.1	23	2	.1	11	14	.5	41	18	.6	34
WDNC																		
P 12+	47	.3	127	53	.4	186	37	.3	77	20	.1	63	21	.1	64	14	.1	37
TEENS				2	.1	8	2	.1	4						4			
M 18-34	6	.2	14	6	.2	43				4	.1	14						
W 18-34				2	.1	6							1		3			3
M 18-49	9	.2	18	14	.3	60	4	.1	17	4	.1	14						
W 18-49				2	.1	11	8	.2	12				5	.4	.1	9	2	9
M 25-49	6	.2	10	14	.4	60	4	.1	17	1		6						
W 25-49				2	.1	11	8	.2	12				5	.4	.1	9	2	.1
M 25-54	9	.2	19	18	.5	72	5	.1	20	1		6						
W 25-54	3	.1	11	6	.2	22	10	.3	18	1		9	5	.1	19	2	.1	13
M 35-64	11	.4	23	14	.5	37	5	.2	20	1		3	8	.3	18	1		5
W 35-64	13	.4	31	10	.3	36	11	.4	21	2	.1	13	5	.2	21	3	.1	13
WDUR																		
P 12+	13	.1	35	12	.1	46	15	.1	29	10	.1	20	39	.3	141	37	.3	76
TEENS																		
M 18-34			6	1		12				1		11	10	.4	36	8	.3	18
W 18-34	1		5	2		7							2		15	1		4
M 18-49	3	.1	21	2		15	2		5	1		11	22	.5	75	10	.2	33
W 18-49	1		5	2	.1	5							2	.1	15	1		4
M 25-49	3	.1	21	2	.1	17	2	.1	5				19	.6	64	7	.2	22
W 25-49	1		5	2	.1	5							2	.1	15	1		4
M 25-54	3	.1	21	2	.1	17	2	.1	5				19	.5	64	7	.2	22
W 25-54	10	.4	14	6	.2	14	9	.3	9	9	.3	9	5	.2	14	10	.4	13
M 35-64	3	.1	15	2	.1	12	4	.1	12				15	.5	52	5	.2	28
WFXC																		
P 12+	32	.2	119	62	.4	126	71	.5	154	71	.5	189	56	.4	106	14	.1	73
TEENS	3	.2	17	22	1.5	36	32	2.2	64	26	1.8	60	2	.1	8	5	.4	16
M 18-34	13	.4	42	15	.5	23	12	.4	37	17	.6	60	28	1.0	51	5	.2	42
W 18-34	6	.2	32	23	.9	58	14	.5	36	15	.6	46	16	.6	30	1		6
M 18-49	14	.3	47	15	.3	23	12	.3	37	28	.6	74	28	.6	51	5	.1	42
W 18-49	10	.2	46	23	.5	58	22	.5	44	15	.3	46	24	.5	38	4	.1	15
M 25-49	1		5	2	.1	10	1		10	16	.5	34	2	.1	9			
W 25-49	6	.2	24	6	.2	23	9	.3	14	2	.1	10	9	.3	14	4	.1	15
M 25-54	1		5	2	.1	10	1		10	16	.4	34	2	.1	9			
W 25-54	6	.2	24	6	.2	23	9	.2	14	2	.1	10	9	.2	14	4	.1	15
M 35-64	1		5							11	.4	14						
W 35-64	4	.1	14				8	.3	8				8	.3	8	3	.1	9
WKIX																		
P 12+	8	.1	32	14	.1	53	2		11	5		36	2		30	5		31
TEENS				1	.1	3						3				1	.1	4
M 18-34	3	.1	10				1		5	1		10			5			5
W 18-34				1		11							1		10	2	.1	10
M 18-49	6	.1	21	2		11	1		5	1		10	10		11	1		11
W 18-49	1		6	3	.1	21	1		6	1		6	2		19	3	.1	16
M 25-49	6	.2	21	2	.1	11	1		5	1		10	10		11	1		11
W 25-49	1		6	3	.1	21	1		6	1		6	1		13	2	.1	10
M 25-54	7	.2	26	4	.1	16	1		5	1		10	1		11	1		11
W 25-54	1		6	3	.1	21	1		6	1		6	1		13	2	.1	10
M 35-64	4	.2	16	4	.2	16				1		7			6	1		6
W 35-64	1		6	8	.3	23	1		6	1		6	1		9	1		6

Footnote Symbols: * Audience estimates adjusted for actual broadcast schedule. + Station(s) changed call letters since the prior survey - see Page 58.

ADI Target Audience

	SATURDAY 6AM-10AM			SATURDAY 10AM-3PM			SATURDAY 3PM-7PM			SATURDAY 7PM-MID			SUNDAY 10AM-3PM			SUNDAY 3PM-7PM		
	AQH (00)	AQH RTG	CUME (00)	AQH (00)	AQH RTG	CUME (00)	AQH (00)	AQH RTG	CUME (00)	AQH (00)	AQH RTG	CUME (00)	AQH (00)	AQH RTG	CUME (00)	AQH (00)	AQH RTG	CUME (00)
WLE																		
P 12+	25	.2	78	28	.2	68	26	.2	39	8	.1	22	79	.6	150	44	.3	67
TEENS	2	.1	8							1	.1	8	5	.4	9			
M 18-34				9	.3	22	8	.3	9				13	.4	25	15	.5	17
W 18-34	2	.1	14	1		6	5	.2	6				21	.8	34	9	.3	20
M 18-49	6	.1	13	17	.4	35	15	.3	24	1		4	32	.7	56	35	.8	47
W 18-49	4	.1	22	4	.1	15	11	.2	15				28	.6	49	9	.2	20
M 25-49	6	.2	13	12	.4	22	15	.5	24	1		4	32	1.0	56	35	1.1	47
W 25-49	2	.1	13	4	.1	15	11	.3	15				12	.4	32	5	.1	11
M 25-54	6	.2	13	12	.3	22	15	.4	24	1		4	32	.9	56	35	1.0	47
W 25-54	2	.1	13	4	.1	15	11	.3	15				12	.3	32	5	.1	11
M 35-64	12	.5	21	11	.4	21	7	.3	15	1		4	25	.9	47	20	.8	30
W 35-64	5	.2	19	3	.1	9	6	.2	9				7	.2	15			
WPTF																		
P 12+	163	1.1	436	116	.8	410	81	.6	308	51	.4	169	57	.4	210	46	.3	159
TEENS	7	.5	20										4	.3	11			
M 18-34	7	.2	25	37	1.3	125	19	.7	67	3	.1	34	7	.2	31	13	.4	45
W 18-34	6	.2	14				2	.1	29				1		4	2	.1	4
M 18-49	20	.4	72	51	1.1	162	25	.5	89	5	.1	40	16	.3	53	22	.5	73
W 18-49	29	.7	56	1		20	3	.1	49	13	.3	31	2		10	3	.1	8
M 25-49	20	.6	72	37	1.1	117	13	.4	51	5	.2	40	11	.3	30	16	.5	50
W 25-49	24	.7	46	1		20	1		20	13	.4	31	2	.1	10	3	.1	8
M 25-54	25	.7	87	37	1.0	120	15	.4	56	5	.1	45	12	.3	33	16	.4	50
W 25-54	33	.9	65	6	.2	27	3	.1	27	15	.4	38	2	.1	14	4	.1	14
M 35-64	36	1.4	119	26	1.0	83	16	.6	52	5	.2	29	15	.6	48	13	.5	40
W 35-64	48	1.7	101	14	.5	64	17	.6	67	24	.8	66	5	.2	34	6	.2	25
WQDR																		
P 12+	171	1.2	488	266	1.9	677	197	1.4	589	104	.7	405	166	1.2	485	106	.7	350
TEENS	6	.4	29	13	.9	39	19	1.3	39	7	.5	25	7	.5	30	14	1.0	24
M 18-34	38	1.3	89	63	2.2	124	51	1.7	157	30	1.0	122	47	1.6	139	25	.9	72
W 18-34	32	1.2	107	43	1.6	155	41	1.5	127	27	1.0	111	28	1.0	99	25	.9	122
M 18-49	66	1.4	176	98	2.1	219	77	1.7	235	38	.8	159	76	1.7	200	38	.8	120
W 18-49	60	1.3	199	80	1.8	265	57	1.3	189	38	.9	154	47	1.1	168	37	.8	162
M 25-49	57	1.7	159	71	2.1	185	58	1.8	173	32	1.0	119	54	1.6	152	33	1.0	102
W 25-49	54	1.6	177	68	2.0	211	33	1.0	109	36	1.1	144	42	1.2	120	24	.7	88
M 25-54	66	1.8	174	78	2.1	195	61	1.7	182	36	1.0	132	60	1.6	162	36	1.0	107
W 25-54	61	1.6	190	84	2.2	250	40	1.1	123	37	1.0	148	45	1.2	124	27	.7	92
M 35-64	47	1.8	124	51	1.9	118	38	1.4	103	18	.7	63	45	1.7	96	19	.7	67
W 35-64	41	1.4	115	58	2.0	165	26	.9	81	18	.6	62	27	.9	91	21	.7	59
WQOK																		
P 12+	71	.5	271	182	1.3	428	165	1.2	387	99	.7	280	36	.3	105	94	.7	218
TEENS	8	.6	44	41	2.9	76	36	2.5	93	30	2.1	60	23	1.6	47	34	2.4	75
M 18-34	31	1.1	91	37	1.3	86	25	.9	73	12	.4	73	7	.2	36	12	.4	36
W 18-34	12	.4	51	51	1.9	167	37	1.4	86	28	1.0	66				29	1.1	53
M 18-49	41	.9	132	49	1.1	113	51	1.1	131	23	.5	105	12	.3	54	25	.5	69
W 18-49	17	.4	75	88	2.0	226	71	1.6	141	44	1.0	106	1		4	32	.7	67
M 25-49	23	.7	77	28	.8	64	36	1.1	76	13	.4	59	6	.2	27	17	.5	42
W 25-49	13	.4	50	77	2.3	182	64	1.9	121	25	.7	78	1		4	12	.4	47
M 25-54	26	.7	91	29	.8	71	37	1.0	83	13	.4	59	6	.2	27	20	.5	49
W 25-54	15	.4	56	80	2.1	188	65	1.7	127	25	.7	78	1		4	12	.3	47
M 35-64	13	.5	55	13	.5	34	27	1.0	65	11	.4	32	5	.2	18	16	.6	40
W 35-64	7	.2	30	40	1.4	65	35	1.2	61	16	.6	40	1		4	3	.1	14
WRAL																		
P 12+	201	1.4	584	278	1.9	809	192	1.3	594	63	.4	294	134	.9	482	104	.7	375
TEENS	1	.1	3	8	.6	44	2	.1	9	4	.3	24	3	.2	31	1	.1	22
M 18-34	59	2.0	153	49	1.7	130	48	1.6	129	9	.3	58	18	.6	63	4	.1	36
W 18-34	38	1.4	145	65	2.4	221	43	1.6	160	19	.7	102	43	1.6	140	38	1.4	129
M 18-49	71	1.5	203	74	1.6	185	59	1.3	181	17	.4	87	31	.7	125	15	.3	68
W 18-49	78	1.8	245	129	2.9	415	77	1.7	282	35	.8	162	86	1.9	269	69	1.6	219
M 25-49	51	1.5	153	60	1.8	151	44	1.3	141	15	.5	80	31	.9	125	13	.4	61
W 25-49	61	1.8	164	95	2.8	299	65	1.9	239	34	1.0	156	62	1.8	202	50	1.5	159
M 25-54	51	1.4	153	67	1.8	180	59	1.6	168	15	.4	80	33	.9	138	14	.4	69
W 25-54	68	1.8	188	108	2.9	322	75	2.0	260	34	.9	156	62	1.7	202	61	1.6	189
M 35-64	24	.9	73	49	1.9	113	36	1.4	119	8	.3	29	24	.9	100	16	.6	57
W 35-64	57	2.0	171	91	3.1	245	49	1.7	156	23	.8	81	43	1.5	133	44	1.5	124
WRDU																		
P 12+	45	.3	193	105	.7	322	163	1.1	491	136	.9	366	98	.7	304	108	.8	381
TEENS	7	.5	31	13	.9	34	22	1.5	79	22	1.5	40	14	1.0	33	15	1.1	51
M 18-34	20	.7	113	53	1.8	171	80	2.7	233	54	1.8	193	47	1.6	152	69	2.4	223
W 18-34	13	.5	29	33	1.2	98	51	1.9	144	59	2.2	127	20	.7	71	16	.6	61
M 18-49	24	.5	124	58	1.3	186	82	1.8	248	55	1.2	199	51	1.1	169	75	1.6	250
W 18-49	13	.3	29	34	.8	102	51	1.1	144	59	1.3	127	25	.6	82	16	.4	67
M 25-49	11	.3	69	38	1.1	104	31	.9	120	11	.3	67	15	.5	71	20	.6	111
W 25-49	9	.3	23	22	.7	54	28	.8	85	16	.5	61	18	.5	59	11	.3	55
M 25-54	11	.3	69	38	1.0	104	31	.8	120	11	.3	67	18	.5	78	20	.5	111
W 25-54	10	.3	32	22	.6	54	29	.8	94	16	.4	61	18	.5	59	11	.3	55
M 35-64	4	.2	11	5	.2	15	9	.3	26	1		6	7	.3	24	6	.2	27
W 35-64	1		9	1		4	1		9				5	.2	11			6

Footnote Symbols: * Audience estimates adjusted for actual broadcast schedule. + Station(s) changed call letters since the prior survey - see Page 5B.

ADI Target Audience

ADI Target Audience

	SATURDAY 6AM-10AM			SATURDAY 10AM-3PM			SATURDAY 3PM-7PM			SATURDAY 7PM-MID			SUNDAY 10AM-3PM			SUNDAY 3PM-7PM		
	AQH (00)	AQH RTG	CUME (00)	AQH (00)	AQH RTG	CUME (00)	AQH (00)	AQH RTG	CUME (00)	AQH (00)	AQH RTG	CUME (00)	AQH (00)	AQH RTG	CUME (00)	AQH (00)	AQH RTG	CUME (00)
WSRC																		
P 12+	19	.1	68	28	.2	57	* 6		26				11	.1	63	* 6		26
TEENS													1	.1	10			
M 18-34																		
W 18-34	3	.1	17	3	.1	7												
M 18-49	3	.1	12										2		16			4
W 18-49	7	.2	23	7	.2	18							3	.1	16			
M 25-49	3	.1	12										2	.1	16			4
W 25-49	5	.1	13	7	.2	18							3	.1	16			
M 25-54	3	.1	12										2	.1	16			4
W 25-54	9	.2	20	14	.4	31	1		6				3	.1	16	2	.1	7
M 35-64	4	.2	21	3	.1	9							2	.1	16			4
W 35-64	8	.3	20	16	.6	31	1		6				4	.1	21	4	.1	12
WTIK																		
P 12+	14	.1	43	25	.2	36	14	.1	41	9	.1	29	8	.1	25	16	.1	23
TEENS																		
M 18-34				3	.1	7	5	.2	7	1		7	1		7	6	.2	7
W 18-34				5	.2	6	1		5	1		6	1		6			
M 18-49	4	.1	9	9	.2	13	9	.2	13	3	.1	13	4	.1	13	9	.2	13
W 18-49	3	.1	6	11	.2	12	3	.1	16	4	.1	12	4	.1	12	6	.1	6
M 25-49	4	.1	9	6	.2	6	4	.1	6	2	.1	6	3	.1	6	3	.1	6
W 25-49	3	.1	6	6	.2	6	3	.1	16	3	.1	6	3	.1	6	6	.2	6
M 25-54	4	.1	9	6	.2	6	4	.1	6	2	.1	6	3	.1	6	3	.1	6
W 25-54	3	.1	6	6	.2	6	3	.1	16	3	.1	6	3	.1	6	6	.2	6
M 35-64	4	.2	9	6	.2	6	4	.2	6	2	.1	6	3	.1	6	3	.1	6
W 35-64	4	.1	9	6	.2	6	3	.1	16	3	.1	6	3	.1	6	6	.2	6
WTRG																		
P 12+	68	.5	272	115	.8	271	77	.5	238	29	.2	110	44	.3	176	68	.5	175
TEENS			6			5			6		.1	12		.2	3		.1	11
M 18-34	30	1.0	122	43	1.5	112	34	1.2	77	22	.8	75	18	.6	62	23	.8	77
W 18-34	7	.3	31	20	.7	62	21	.8	95	4	.1	19	11	.4	62	22	.8	48
M 18-49	41	.9	173	57	1.2	131	38	.8	88	22	.5	75	19	.4	80	33	.7	90
W 18-49	18	.4	79	41	.9	110	33	.7	136	5	.1	23	14	.3	85	28	.6	66
M 25-49	36	1.1	149	46	1.4	104	34	1.0	81	17	.5	51	8	.2	59	24	.7	58
W 25-49	14	.4	66	34	1.0	93	25	.7	107	4	.1	17	10	.3	66	19	.6	48
M 25-54	36	1.0	149	50	1.4	110	34	.9	81	17	.5	51	8	.2	59	24	.7	58
W 25-54	14	.4	66	34	.9	93	25	.7	107	4	.1	17	10	.3	66	19	.5	48
M 35-64	15	.6	59	26	1.0	33	10	.4	19				9	.3	26	16	.6	21
W 35-64	16	.6	54	26	.9	59	12	.4	41	1		4	3	.1	23	6	.2	18
WYLT																		
P 12+	59	.4	157	67	.5	202	90	.6	225	50	.3	168	61	.4	184	47	.3	150
TEENS				8	.6	14	15	1.1	18	5	.4	14						
M 18-34				2	.1	7			6	5	.2	17	6	.2	13	1		11
W 18-34	2	.1	10	7	.3	33	18	.7	60	11	.4	37	12	.4	38	15	.6	41
M 18-49	15	.3	66	9	.2	44	28	.6	60	22	.5	61	14	.3	38	9	.2	37
W 18-49	24	.5	51	28	.6	90	31	.7	87	18	.4	70	34	.8	104	24	.5	63
M 25-49	15	.5	66	7	.2	37	28	.8	54	19	.6	54	14	.4	38	8	.2	30
W 25-49	24	.7	51	28	.8	86	21	.6	47	12	.4	47	32	1.0	100	21	.6	49
M 25-54	18	.5	78	9	.2	51	31	.8	73	19	.5	54	15	.4	42	9	.2	34
W 25-54	31	.8	61	32	.9	96	22	.6	54	12	.3	47	32	.9	103	22	.6	56
M 35-64	19	.7	81	10	.4	54	32	1.2	76	17	.6	44	11	.4	43	12	.5	38
W 35-64	31	1.1	54	28	1.0	80	19	.7	47	10	.3	46	24	.8	76	13	.4	40
WYRN																		
P 12+	11	.1	30	10	.1	14	*						2		8	* 8	.1	8
TEENS																		
M 18-34																		
W 18-34	1		6															
M 18-49																		
W 18-49	1		6															
M 25-49																		
W 25-49	1		6															
M 25-54																		
W 25-54	1		6															
M 35-64																		
W 35-64	2	.1	6	3	.1	6												
WZZU																		
P 12+	41	.3	171	76	.5	229	33	.2	118	38	.3	181	65	.5	230	39	.3	144
TEENS	21	1.5	61	41	2.9	101	22	1.5	58	25	1.8	109	29	2.0	87	17	1.2	56
M 18-34	10	.3	41	19	.7	41	2	.1	15	6	.2	23	20	.7	61	15	.5	49
W 18-34	3	.1	23	9	.3	56	4	.1	39	6	.2	37	14	.5	70	7	.3	39
M 18-49	13	.3	61	19	.4	41	2	.1	15	7	.2	35	20	.4	61	15	.3	49
W 18-49	6	.1	43	10	.2	81	4	.1	39	6	.1	37	15	.3	76	7	.2	39
M 25-49	13	.4	61	15	.5	36	2	.1	15	3	.1	21	16	.5	32	12	.4	42
W 25-49	5	.1	30	4	.1	40	1		16	4	.1	12	9	.3	35	4	.1	18
M 25-54	13	.4	61	15	.4	36	2	.1	15	3	.1	21	16	.4	32	12	.3	42
W 25-54	5	.1	30	4	.1	40	1		16	4	.1	12	9	.2	35	4	.1	18
M 35-64	3	.1	20							1		12						
W 35-64	3	.1	20	1		25							1		6			

Footnote Symbols: * Audience estimates adjusted for actual broadcast schedule. + Station(s) changed call letters since the prior survey - see Page 5B.

ADI Target Audience

	SATURDAY 6AM-10AM			SATURDAY 10AM-3PM			SATURDAY 3PM-7PM			SATURDAY 7PM-MID			SUNDAY 10AM-3PM			SUNDAY 3PM-7PM		
	AQH (00)	AQH RTG	CUME (00)	AQH (00)	AQH RTG	CUME (00)	AQH (00)	AQH RTG	CUME (00)	AQH (00)	AQH RTG	CUME (00)	AQH (00)	AQH RTG	CUME (00)	AQH (00)	AQH RTG	CUME (00)
WDKS																		
P 12+	67	.5	123	62	.4	119	44	.3	104	104	.7	201	27	.2	101	67	.5	104
TEENS	44	3.1	71	14	1.0	45	22	1.5	40	45	3.2	74	3	.2	14	28	2.0	54
M 18-34	11	.4	21	21	.7	30	5	.2	21	19	.7	36	7	.2	21	17	.6	21
W 18-34						6				17	.6	48	8	.3	44			
M 18-49	15	.3	33	27	.6	44	12	.3	35	19	.4	36	7	.2	21	17	.4	21
W 18-49	5	.1	10	21	.5	30	10	.2	29	40	.9	91	17	.4	66	22	.5	29
M 25-49	4	.1	12	6	.2	23	7	.2	14	3	.1	15						
W 25-49	5	.1	10	21	.6	30	10	.3	29	31	.9	75	17	.5	66	22	.7	29
M 25-54	4	.1	12	6	.2	23	7	.2	14	3	.1	15						
W 25-54	5	.1	10	21	.6	30	10	.3	29	31	.8	75	17	.5	66	22	.6	29
M 35-64	4	.2	12	6	.2	14	7	.3	14									
W 35-64	8	.3	19	21	.7	24	10	.3	29	23	.8	43	9	.3	22	22	.8	29
WFAI																		
P 12+	10	.1	14	32	.2	77	7		28				20	.1	79			
TEENS																		
M 18-34				11	.4	22	4	.1	15									
W 18-34				9	.3	13	3	.1	13									
M 18-49				11	.2	22	4	.1	15									
W 18-49				9	.2	13	3	.1	13				1		9			
M 25-49				10	.3	15	4	.1	15									
W 25-49				9	.3	13	3	.1	13				1		9			
M 25-54				10	.3	15	4	.1	15									
W 25-54				15	.4	27	3	.1	13				1		9			
M 35-64				7		7												
W 35-64	10	.3	14	6	.2	14							1		9			
WFMC																		
P 12+	1		14	4		23	9	.1	32	4		15	6		32	1		16
TEENS																		
M 18-34																		
W 18-34																		
M 18-49	1		9				1		9						9			8
W 18-49																		
M 25-49	1		9				1		9						9			8
W 25-49																		
M 25-54	1		9				1		9						9			8
W 25-54																		
M 35-64	1		9				2	.1	15	3	.1	6			9			8
W 35-64				1		6							1		6			8
WFNC																		
P 12+	19	.1	96	17	.1	67	5		19	1		7	6		71	11	.1	54
TEENS																		
M 18-34	5	.2	29										1		15			
W 18-34	3	.1	13															
M 18-49	6	.1	53	1		24							3	.1	39	3	.1	24
W 18-49	3	.1	13															
M 25-49	6	.2	53	1		24							3	.1	39	3	.1	24
W 25-49	3	.1	13															
M 25-54	10	.3	70	1		24							3	.1	39	7	.2	41
W 25-54	3	.1	13															
M 35-64	7	.3	48	2	.1	31				1		7	4	.2	37	11	.4	54
W 35-64	4	.1	6	2	.1	6												
WGBR																		
P 12+	6		29	4		21	4		17	6		9	12	.1	23	13	.1	23
TEENS										6	.4	9	9	.6	9	9	.6	9
M 18-34																		
W 18-34																		
M 18-49																		
W 18-49																		
M 25-49																		
W 25-49																		
M 25-54																		
W 25-54																		
M 35-64			6	1		6												
W 35-64	2	.1	5															
WGTM																		
P 12+	17	.1	49	36	.3	67	8	.1	43	6		10	23	.2	94	13	.1	19
TEENS	1	.1	9	8	.6	10												
M 18-34																		
W 18-34																		
M 18-49				4	.1	7	2		7				4	.1	26			
W 18-49	4	.1	15	10	.2	26	5	.1	21	6	.1	10	11	.2	60			
M 25-49				4	.1	7	2	.1	7									
W 25-49	4	.1	15	10	.3	26	5	.1	21	6	.2	10	11	.3	60			
M 25-54				5	.1	12	2	.1	12									
W 25-54	4	.1	15	10	.3	26	5	.1	21	6	.2	10	11	.3	60			
M 35-64				5	.2	12	2	.1	12				4	.2	7			
W 35-64	4	.1	15	10	.3	26	5	.2	21	6	.2	10	7	.2	34			

Footnote Symbols: * Audience estimates adjusted for actual broadcast schedule. + Station(s) changed call letters since the prior survey - see Page 5B.

ADI Target Audience

	SATURDAY 6AM-10AM			SATURDAY 10AM-3PM			SATURDAY 3PM-7PM			SATURDAY 7PM-MID			SUNDAY 10AM-3PM			SUNDAY 3PM-7PM		
	AQH (00)	AQH RTG	CUME (00)	AQH (00)	AQH RTG	CUME (00)	AQH (00)	AQH RTG	CUME (00)	AQH (00)	AQH RTG	CUME (00)	AQH (00)	AQH RTG	CUME (00)	AQH (00)	AQH RTG	CUME (00)
WHNC																		
P 12+	* 4		7	8	.1	13	* 11	.1	55				25	.2	71	* 8	.1	47
TEENS													6	.4	20			
M 18-34													7	.3	16	5	.2	16
W 18-34																		
M 18-49									1		9		7	.2	16	5	.1	16
W 18-49									1		9		2	.1	6	4	.1	6
M 25-49									1		9		1		7			
W 25-49									1		9		2	.1	6	4	.1	6
M 25-54									1		9		1		7			
W 25-54									1		9		2	.1	6	4	.1	6
M 35-64	4	.2	7	7	.3	7	4	.2	13				9	.3	20	1		13
W 35-64				1		6	2	.1	15				1		6			
WIOZ																		
P 12+	61	.4	152	33	.2	77	8	.1	20	9	.1	30	50	.3	101	18	.1	33
TEENS																		
M 18-34																		
W 18-34																		
M 18-49													6	.1	10			
W 18-49																		
M 25-49													6	.2	10			
W 25-49																		
M 25-54	4	.1	12															
W 25-54	1		10							1		10	6	.2	10			
M 35-64	13	.5	33	9	.3	32	3	.1	11	4	.2	11	5	.2	11			
W 35-64	13	.4	29				5	.2	9	5	.2	19	22	.8	29	9	.3	19
WKML																		
P 12+	92	.6	280	110	.8	310	78	.5	297	93	.6	227	30	.2	125	86	.6	250
TEENS																1	.1	11
M 18-34	25	.9	99	2	.1	21	20	.7	99	36	1.2	65				32	1.1	112
W 18-34	13	.5	44	22	.8	77	24	.9	81	29	1.1	63				36	1.3	82
M 18-49	35	.8	138	25	.5	61	32	.7	148	38	.8	89	15	.3	15	36	.8	127
W 18-49	31	.7	93	42	.9	150	39	.9	127	44	1.0	103	8	.2	58	46	1.0	103
M 25-49	16	.5	88	23	.7	40	20	.6	98	3	.1	39	15	.5	15	11	.3	64
W 25-49	31	.9	93	26	.8	104	30	.9	90	16	.5	53	8	.2	58	32	1.0	66
M 25-54	16	.4	88	23	.6	40	20	.5	98	3	.1	39	15	.4	15	11	.3	64
W 25-54	33	.9	98	32	.9	114	32	.9	96	16	.4	53	8	.2	58	32	.9	66
M 35-64	16	.6	61	27	1.0	62	14	.5	56	3	.1	31	18	.7	22	4	.2	15
W 35-64	20	.7	54	26	.9	83	17	.6	52	16	.6	46	8	.3	58	10	.3	21
WOKN																		
P 12+	15	.1	27	24	.2	30	14	.1	48	3		8	9	.1	33	7		14
TEENS				6	.4	9	9	.6	9	3	.2	8	6	.4	17	6	.4	8
M 18-34				16	.5	16												
W 18-34	15	.6	27				5	.2	24				2	.1	11	1		6
M 18-49				16	.3	16												
W 18-49	15	.3	27				5	.1	31				2		11	1		6
M 25-49				16	.5	16												
W 25-49							3	.1	18				2	.1	11	1		6
M 25-54				16	.4	16												
W 25-54							3	.1	18				2	.1	11	1		6
M 35-64				2	.1	5			7						5			
W 35-64													1		5			
WPTM																		
P 12+	42	.3	78	43	.3	69	11	.1	31	5		13	25	.2	58	2		7
TEENS																		
M 18-34	13	.4	27															
W 18-34													6	.1	19			
M 18-49	13	.3	27	9	.2	19												
W 18-49				9	.3	19							6	.2	19			
M 25-49																		
W 25-49																		
M 25-54	10	.3	19	9	.2	19							6	.2	19			
W 25-54	6	.2	8	3	.1	8												
M 35-64	10	.4	19	9	.3	19							6	.2	19			
W 35-64	6	.2	8	7	.2	15	2	.1	7				4	.1	15	2	.1	7
WQSM																		
P 12+	16	.1	102	70	.5	139	21	.1	129	13	.1	79	28	.2	118	44	.3	113
TEENS	8	.6	41	19	1.3	32	3	.2	32	10	.7	49	9	.6	30			
M 18-34	1		21	17	.6	21				1		21	1		10	1		10
W 18-34	4	.1	31	34	1.3	77	17	.6	88				11	.4	61	36	1.3	89
M 18-49	1		21	17	.4	21				1		21	1		10	1		10
W 18-49	7	.2	40	34	.8	86	18	.4	97	2		9	18	.4	78	36	.8	89
M 25-49													1		10	1		10
W 25-49	7	.2	40	32	1.0	70	18	.5	97	2	.1	9	18	.5	78	19	.6	61
M 25-54													1		10	1		17
W 25-54	7	.2	40	32	.9	70	18	.5	97	2	.1	9	18	.5	78	19	.5	61
M 35-64															7	.3		14
W 35-64	3	.1	9			9	1		9	2	.1	9	7	.2	17			

ADI Target Audience

Footnote Symbols: * Audience estimates adjusted for actual broadcast schedule. + Station(s) changed call letters since the prior survey - see Page 5B.

ADI Target Audience

	SATURDAY 6AM-10AM			SATURDAY 10AM-3PM			SATURDAY 3PM-7PM			SATURDAY 7PM-MID			SUNDAY 10AM-3PM			SUNDAY 3PM-7PM		
	AQH (00)	AQH RTG	CUME (00)	AQH (00)	AQH RTG	CUME (00)	AQH (00)	AQH RTG	CUME (00)	AQH (00)	AQH RTG	CUME (00)	AQH (00)	AQH RTG	CUME (00)	AQH (00)	AQH RTG	CUME (00)
WRRZ																		
P 12+	* 10	.1	15	10	.1	43	* 15	.1	15				7		28	* 13	.1	15
TEENS																		
M 18-34																		
W 18-34																		
M 18-49																		
W 18-49																		
M 25-49																		
W 25-49																		
M 25-54																		
W 25-54																		
M 35-64																		
W 35-64																		
WRSV																		
P 12+	32	.2	83	31	.2	91	24	.2	73	43	.3	71	32	.2	78	14	.1	54
TEENS	5	.4	20	6	.4	13	12	.8	27	20	1.4	37	8	.6	14	8	.6	28
M 18-34	3	.1	14	11	.4	28	7	.2	28	21	.7	28	6	.2	30	2	.1	14
W 18-34																		
M 18-49	6	.1	21	11	.2	28	7	.2	28	21	.5	28	6	.1	30	2		14
W 18-49	10	.2	22	8	.2	33	1		6				1		6	2		6
M 25-49	3	.1	7										3	.1	16			
W 25-49	10	.5	22	8	.2	33	1		6				1		6	2	.1	6
M 25-54	3	.1	7										1		6			
W 25-54	10	.3	22	8	.2	33	1		6				5	.1	21			
M 35-64	3	.1	7	3	.1	7							1		6	2	.1	6
W 35-64	14	.5	30	8	.3	21	1		6				2	.1	5			
													1		6	2	.1	6
WZFX																		
P 12+	48	.3	116	42	.3	225	91	.6	198	94	.7	239	31	.2	100	67	.5	159
TEENS	3	.2	28	13	.9	53	28	2.0	61	29	2.0	71	1	.1	10	17	1.2	39
M 18-34																		
W 18-34	1		6	6	.2	59	28	1.0	35	18	.6	55	9	.3	18	11	.4	34
M 18-49	40	.9	65	16	.3	111	43	.9	67	30	.7	85	19	.4	47	26	1.0	71
W 18-49	5	.1	23	11	.2	56	13	.3	56	31	.7	78	11	.2	47	26	.6	71
M 25-49	40	1.2	65	11	.3	61	43	1.3	67	30	.9	85	19	.6	43	24	.7	49
W 25-49	5	.1	23	4	.1	17	12	.4	40	23	.7	51	1		12	11	.3	42
M 25-54	40	1.1	65	11	.3	61	43	1.2	67	30	.8	85	19	.5	43	24	.7	49
W 25-54	5	.1	23	6	.2	22	12	.3	40	27	.7	56	1		12	11	.3	42
M 35-64	40	1.5	65	10	.4	52	15	.6	32	12	.5	30	10	.4	25	13	.5	15
W 35-64	4	.1	17	6	.2	22	12	.4	22	5	.2	9						
WDLX																		
P 12+	25	.2	112	27	.2	110	25	.2	92	20	.1	78	29	.2	107	25	.2	80
TEENS	2	.1	27	9	.6	38	11	.8	19	17	1.2	55	22	1.5	44	5	.4	20
M 18-34	7	.2	30	12	.4	36	5	.2	18									
W 18-34	10	.4	31	1		17	2	.1	17	3	.1	23	5	.2	55	13	.5	43
M 18-49	8	.2	39	12	.3	36	7	.2	27							6	.1	9
W 18-49	15	.3	46	4	.1	32	6	.1	42	3	.1	23	5	.1	55	14	.3	51
M 25-49	3	.1	21				2	.1	9							6	.2	9
W 25-49	5	.1	15	3	.1	15	4	.1	25	2	.1	6				1		8
M 25-54	3	.1	21				2	.1	9							6	.2	9
W 25-54	5	.1	15	3	.1	15	4	.1	25	2	.1	6	2	.1	8	1		8
M 35-64	1		9				2	.1	9							6	.2	9
W 35-64	5	.2	15	5	.2	19	5	.2	29				2	.1	8	1		8
WIKS																		
P 12+	10	.1	42	11	.1	28	43	.3	82	13	.1	37	7		44	22	.2	44
TEENS																		
M 18-34	10	.3	42				7	.5	17	4	.3	22	2	.1	9	9	.6	9
W 18-34																		
M 18-49	10	.2	42	8	.3	13	23	.9	33	9	.3	15	3	.1	28	10	.3	28
W 18-49																		
M 25-49				10	.2	19	26	.6	44	9	.2	15				3	.1	7
W 25-49							3	.1	7				2	.1	7			
M 25-54				2	.1	6	3	.1	11	9	.3	15				3	.1	7
W 25-54							3	.1	7				2	.1	7			
M 35-64				2	.1	6	3	.1	11	9	.2	15				3	.1	7
W 35-64							3	.1	7				2	.1	7			
WKRR																		
P 12+	62	.4	197	97	.7	192	71	.5	163	56	.4	105	68	.5	157	77	.5	141
TEENS																		
M 18-34	37	1.3	117	58	2.0	122	40	1.4	68	41	1.4	65	47	1.6	85	36	1.2	47
W 18-34	20	.7	70	34	1.3	51	22	.8	62	15	.6	35	18	.7	51	29	1.1	60
M 18-49	42	.9	127	58	1.3	122	40	.9	68	41	.9	65	47	1.0	85	41	.9	60
W 18-49	20	.4	70	37	.8	67	28	.6	79	15	.3	35	20	.4	63	32	.7	65
M 25-49	17	.5	93	7	.2	33	6	.2	34	6	.2	10	5	.2	34	7	.2	26
W 25-49	4	.1	23	6	.2	20	8	.2	21	2	.1	7	3	.1	16	5	.1	13
M 25-54	17	.5	93	7	.2	33	6	.2	34	6	.2	10	5	.1	34	7	.2	26
W 25-54	4	.1	23	6	.2	20	8	.2	21	2	.1	7	3	.1	16	5	.1	13
M 35-64																		
W 35-64	5	.2	10	3	.1	16	7	.2	22				2	.1	12	3	.1	5

Footnote Symbols: * Audience estimates adjusted for actual broadcast schedule. + Station(s) changed call letters since the prior survey - see Page 5B.

ADI Target Audience

ADI Target Audience

	SATURDAY 6AM-10AM			SATURDAY 10AM-3PM			SATURDAY 3PM-7PM			SATURDAY 7PM-MID			SUNDAY 10AM-3PM			SUNDAY 3PM-7PM		
	AQH (00)	AQH RTG	CUME (00)	AQH (00)	AQH RTG	CUME (00)	AQH (00)	AQH RTG	CUME (00)	AQH (00)	AQH RTG	CUME (00)	AQH (00)	AQH RTG	CUME (00)	AQH (00)	AQH RTG	CUME (00)
WKTC																		
P 12+ TEENS	12	.1	62	37	.3	90	34	.2	92	6		16	9	.1	49	6		22
M 18-34			7			7			7			7			7			7
W 18-34							4	.1	9	1		10						
M 18-49	2		13	13	.3	37	11	.2	23				2		10	1		14
W 18-49	2		18	11	.2	19	14	.3	31	6	.1	16	2		6			
M 25-49	2	.1	13	13	.4	37	11	.3	23				2	.1	10	1		14
W 25-49	2	.1	18	11	.3	19	14	.4	31	5	.1	6	2	.1	6			
M 25-54	2	.1	13	13	.4	37	13	.4	37				2	.1	10	1		14
W 25-54	2	.1	18	11	.3	19	15	.4	39	5	.1	6	3	.1	14	5	.1	8
M 35-64	4	.2	20	24	.9	46	19	.7	53				4	.2	23	1		7
W 35-64	2	.1	24	11	.4	25	11	.4	30	5	.2	6	3	.1	14	5	.2	8
WMAG																		
P 12+ TEENS	21	.1	45	44	.3	85	26	.2	64	4		8	3		26	5		26
M 18-34																		
W 18-34				2	.1	26			5	1		3			21	5	.2	26
M 18-49	1		5	9	.2	19	5	.1	19	3	.1	5	2		5			
W 18-49	8	.2	28	30	.7	54	21	.5	45	1		3	1		21	5	.1	26
M 25-49	1		5	9	.3	19	5	.2	19	3	.1	5	2	.1	5			
W 25-49	8	.2	28	30	.9	49	21	.6	40	1		3	1		21	5	.1	21
M 25-54	1		5	9	.2	19	5	.1	19	3	.1	5	2	.1	5			
W 25-54	8	.2	28	30	.8	49	21	.6	40	1		3	1		21	5	.1	21
M 35-64	1		5	9	.3	19	5	.2	19	3	.1	5	2	.1	5			
W 35-64	8	.3	28	28	1.0	28	21	.7	40									
WNCT-FM																		
P 12+ TEENS	20	.1	69	20	.1	84	14	.1	49	9	.1	49	13	.1	65	4		20
M 18-34				2	.1	17	4	.1	17									
W 18-34																		
M 18-49				2		17	4	.1	17									
W 18-49										2		13						
M 25-49										2	.1	13						
W 25-49										3	.1	17						
M 25-54							1		8	3	.1	17						
W 25-54	3	.1	4	1		4	2	.1	4	2	.1	17	2	.1	7	1		4
M 35-64	3	.1	18	4	.2	18	4	.2	13	4	.2	28	2	.1	10	1		4
W 35-64	10	.3	23	8	.3	21	3	.1	11	5	.2	21	4	.1	20	1		9
WPCM																		
P 12+ TEENS	32	.2	133	96	.7	187	50	.3	137	20	.1	64	53	.4	121	77	.5	173
M 18-34	3	.1	29	21	.7	32	1		4	2	.1	11	13	.4	28	9	.3	16
W 18-34			5	11	.4	33	6	.2	39	16	.6	27				5	.2	16
M 18-49	26	.6	80	54	1.2	90	18	.4	36	3	.1	25	36	.8	86	48	1.0	79
W 18-49	2		22	22	.5	60	15	.3	76	16	.4	32	13	.3	16	8	.2	27
M 25-49	25	.8	59	35	1.1	69	18	.5	36	2	.1	19	24	.7	65	48	1.5	79
W 25-49	2	.1	22	13	.4	38	11	.3	48	10	.3	48	10	.3	16	3	.1	16
M 25-54	26	.7	70	35	1.0	69	18	.5	36	2	.1	19	24	.7	65	48	1.3	79
W 25-54	3	.1	33	16	.4	46	18	.5	57	10	.3	16	10	.3	16	6	.2	25
M 35-64	26	1.0	71	46	1.7	78	25	.9	41	1		14	26	1.0	63	47	1.8	83
W 35-64	3	.1	28	15	.5	39	16	.6	46			5	13	.4	16	11	.4	29
WRNS																		
P 12+ TEENS	27	.2	63	48	.3	115	15	.1	48	6		31	17	.1	76	24	.2	72
M 18-34	3	.1	12				5	.2	19	1		7	1		7	1	.1	8
W 18-34	3	.1	11	7	.3	22				1		11	1		13			
M 18-49	9	.2	23	8	.2	24	10	.2	32	1		7	1		7	1		15
W 18-49	8	.2	21	24	.5	49	1		6	4	.1	19	6	.1	30	9	.2	17
M 25-49	9	.3	23	8	.2	24	7	.2	25							1		15
W 25-49	8	.2	21	24	.7	49	1		6	4	.1	19	5	.1	17	9	.3	17
M 25-54	9	.2	23	8	.2	29	7	.2	25	1		5				1		15
W 25-54	8	.2	21	24	.6	49	1		6	4	.1	19	5	.1	17	9	.2	17
M 35-64	6	.2	11	8	.3	29	5	.2	13	1		5				1		15
W 35-64	5	.2	10	19	.7	32	1		6	3	.1	8	6	.2	23	9	.3	17
TOTALS																		
P 12+ TEENS	2034	14.2	5588	2959	20.7	6867	2221	15.5	5713	1501	10.5	4112	1900	13.3	5353	1733	12.1	4309
M 18-34	171	12.0	507	302	21.1	677	293	20.5	620	315	22.1	732	220	15.4	564	240	16.8	515
W 18-34	374	12.8	1129	616	21.1	1301	509	17.4	1297	379	13.0	1038	350	12.0	949	352	12.1	911
M 18-49	216	8.0	727	509	18.8	1390	412	15.3	1183	351	13.0	969	347	12.8	1074	402	14.9	1060
W 18-49	645	14.0	1876	947	20.6	2063	766	16.7	1941	494	10.8	1368	566	12.3	1541	565	12.3	1389
M 25-49	469	10.5	1426	905	20.3	2338	673	15.1	1901	489	11.0	1393	595	13.4	1793	587	13.2	1502
W 25-49	456	13.8	1354	650	19.6	1466	541	16.3	1368	281	8.5	827	379	11.5	1098	365	11.0	920
M 25-54	367	10.9	1124	692	20.6	1755	487	14.5	1386	299	8.9	945	410	12.2	1340	389	11.6	1035
W 25-54	506	13.8	1501	702	19.1	1607	587	16.0	1516	290	7.9	876	412	11.2	1169	383	10.4	992
M 35-64	432	11.5	1281	781	20.8	1932	535	14.3	1511	310	8.3	985	425	11.3	1428	423	11.3	1124
W 35-64	446	16.8	1177	513	19.4	1210	390	14.7	986	157	5.9	491	355	13.4	922	304	11.5	729
TOTALS	463	16.0	1189	605	20.9	1399	379	13.1	1039	195	6.7	605	341	11.8	1058	284	9.8	721

Footnote Symbols: * Audience estimates adjusted for actual broadcast schedule. + Station(s) changed call letters since the prior survey - see Page 5B.

Notations

--	--	--	--

Notations

--	--	--	--

Glossary of Selected Arbitron Terms

- 1. AM-FM TOTALS/A** figure shown for AM-FM affiliates in time periods when they are simulcast. (See *Pars. 23 and 40-42.*)
- 2. AREA OF DOMINANT INFLUENCE (ADI)**/Where applicable, Arbitron Television's geographic market design which defines each Television market exclusive of others based on measurable viewing patterns. Every county or sampling unit in the contiguous United States is allocated exclusively to one ADI.
- 3. AVERAGE QUARTER-HOUR PERSONS/** The estimated number of persons who listened to a station for a minimum of five minutes within a quarter-hour. The estimate is the average of the reported listening in the total number of quarter-hours the station was on the air during a reported daypart. This estimate is shown for the Metro, TSA and, where applicable, the ADI.
- 4. AVERAGE QUARTER-HOUR RATING (Rating Point)**/The Average Quarter-Hour Persons estimate expressed as a percentage of the universe. This estimate is shown in the Metro and, where applicable, the ADI.
- 5. AVERAGE QUARTER-HOUR SHARE/**The Average Quarter-Hour Persons estimate for a given station expressed as a percentage of the total Metro Average Quarter-Hour Persons estimate within a reported daypart.
- 6. AWAY-FROM-HOME LISTENING/**An estimate of listening for which the diarykeeper indicated that listening was done away from home, either in a car or some other place.
- 7. CUME DAYPART COMBINATIONS/**The estimate of the unduplicated audience for combinations of dayparts.
- 8. CUME PERSONS/**The estimated number of *different* persons who listened to a station for a minimum of five minutes in a quarter-hour within a reported daypart. (Cume estimates may also be referred to as *cumulative, unduplicated or reach* estimates.) This estimate is shown in the Metro, TSA and, where applicable, the ADI.
- 9. CUME RATING/**The estimated number of Cume Persons expressed as a percentage of the Metro universe.
- 10. DAYPART/**An industry-recognized segment of a day (e.g., Monday-Friday, 6AM-10AM; Saturday, 10AM-3PM).
- 11. DIARY MENTION (TALO)/**The number of diaries in which listening to a station is recorded.
- 12. EFFECTIVE SAMPLE BASE (ESB)/**The theoretical sample size to be used for estimating the statistical variances of audience estimates. (See *Par. 44.*)
- * 13. EXCLUSIVE CUME AUDIENCE/**The estimated number of Cume Persons in the Metro who listened to only one station within a reported daypart.
- 14. GROUP QUARTERS/**All persons not living in individual households are classified as group quarters. Group quarters include college dormitories, homes for the aged, military barracks, rooming houses, institutions and other residences of nine or more unrelated individuals. Because persons living in group quarters are not usually listed in telephone directories, they are usually excluded from Arbitron's sample frame.
- 15. IN-TAB SAMPLE/**The number of usable diaries actually tabulated in producing the report.
- 16. MARKET SAMPLE SIZE TARGET (SAMPLE TARGET)/**The number of diaries that is the objective for the in-tab sample size.
- 17. METRO SURVEY AREA (Metro)/**Metro Survey Area definitions generally correspond to the federal government's Office of Management and Budget's Metropolitan Statistical Areas, Primary Metropolitan Statistical Areas or Consolidated Metropolitan Statistical Areas subject to exceptions dictated by historical industry usage or other marketing considerations.
- 18. METRO TOTALS AND/OR ADI TOTALS (Total listening in the Metro Survey Area and/or Total listening in the ADI)/**The Metro Total and/or ADI Total estimates include estimates of listening to reported stations as well as to stations that did not meet the Minimum Reporting Standards plus estimates of listening to non-commercial and unidentified stations.
- 19. MINIMUM REPORTING STANDARDS (MRS)/**Specific Minimum Reporting Standards are applied to determine the stations listed in this report. (See *Pars. 37-38.*)
- 20. RATING/**(See *Average Quarter-Hour Rating and Cume Rating.*)
- 21. SAMPLING UNIT/**A geographic area consisting of a county or part of a county. (See *Par. 28.*)
- 22. SHARE/**(See *Average Quarter-Hour Share.*)
- 23. SIMULCAST/**The simultaneous broadcasting, without any variation, of one station's total and uninterrupted broadcast flow by another station.
- 24. TECHNICAL DIFFICULTIES/**Time period(s) of five or more consecutive minutes in a quarter-hour during the survey period in which a station listed in this report notified Arbitron in writing of technical difficulties.
- 25. TIME SPENT LISTENING (TSL)/**An estimate of the amount of time the average person spent listening to radio or to a station during a specific daypart. TSL can be calculated using the following formula:
- $$TSL = \frac{\text{Quarter-Hours in time Period} \times \text{Average Quarter-Hour Persons Audience}}{\text{Cume Audience}}$$
- 26. TOTAL SURVEY AREA (TSA)/**A geographic area that includes the Metro Survey Area and may include additional counties. (For explanation of the criteria used in establishing the TSA, see *Par. 29.*)
- 27. UNIVERSE/**The estimated number of persons in all households (telephone and non-telephone) and in group quarters for the sex-age group and geographic area being reported.

For additional information, the reader is directed to *Standard Definitions of Broadcast Research Terms*, published by the National Association of Broadcasters, 1771 N Street, NW, Washington, DC, 20036.

Description of Methodology

SAMPLING AND MEASUREMENT TECHNIQUES

28. SAMPLING METHODOLOGY/Surveys for Arbitron Radio Market Reports are conducted by using geographic units called sampling units. A sampling unit consists of a county or a part of a county. The latter are defined by zip code information based on 1980 Census data.

Market sample size targets, expressed in terms of Total Persons 12+, are established for the Metro, TSA and, if applicable, the ADI. Sample targets then are established for each sampling unit proportional to the population in the survey area. The designated sample size for each sampling unit is determined by the sample target and the rate of response which Arbitron reasonably expects based on past survey performance.

For each 12-week survey period, a complete new sample of households is computer selected for each sampling unit through the use of a systematic interval random selection technique. These samples of households are drawn from lists of subscribers appearing in current available telephone directories as maintained by Metromail. Expanded Sample Frame (ESF) is applied in Metro sampling units in all markets. ESF is designed to supplement standard telephone directory sample selection by including households that are not available in telephone directories in the sample. The ESF sample is computer-generated by subtracting all listed telephone numbers from all unlisted numbers. Residents of group quarters cannot normally be reached using directories; however, they may be included through the ESF technique if not otherwise excluded (see Paragraph 45b). The total sample is then divided into approximately equal weekly random groups for placement.

If a need for additional sample arises after the original listed and ESF samples have been selected by the computer, then such additional sample may be selected by re-accessing the listed and ESF computer lists on hand.

29. TOTAL SURVEY AREA (TSA) DEFINITION/ The Total Survey Area is made up of those sampling units which meet specific criteria for inclusion in a given market. The first time a market area is surveyed by Arbitron, a Total Survey Area is designated by Arbitron from an analysis of diary data available from the most recent Coverage Study. A sampling unit is included or excluded on the basis of this listening data.

The procedure for evaluation of listening records from the most recent Coverage Study for the purpose of initial Total Survey Area definition is the same as the procedure for updating Total Survey Area definitions of previously surveyed markets. The criteria for inclusion of a sampling unit are based on specific numbers of mentions to the Metro-licensed home station(s) in all in-tab diaries from the sampling unit under consideration. For purposes of these evaluations, "mentions" is defined as the number of different diaries having entries of five or more minutes of listening within a single quarter-hour, at any time during a survey week. For a sampling unit to be added to the Total Survey Area the Metro-licensed home station(s) cumulatively must (i) achieve a minimum of 10 diaries from the sampling unit; **and** (ii) receive a minimum of 10 diary mentions; **and** (iii) account for at least 10% of the total diary mentions from the sampling unit. For a sampling unit to be retained in the Total Survey Area the Metro-licensed stations cumulatively must achieve (i) 8 diary mentions from the sampling unit; **and** (ii) 8% of

the total mentions from the sampling unit. A sampling unit will be added or retained in the TSA under one of the two following standard exceptions: (i) if at least 15% of its mentions in the sampling unit were for Metro-licensed stations, regardless of the absolute number of diaries or mentions for Metro-licensed stations; **or** (ii) in order to maintain geographic contiguity of the market definition, if at least 75% of the sampling unit is surrounded by other sampling units within the market definition. A sampling unit may be excluded if any of these conditions are not met. However, for the stability of TSA definitions, a sampling unit will not be deleted from a TSA if fewer than 10 diaries are returned from the sampling unit. Updates are performed biennially. Once defined, the TSA does not necessarily include all sampling units in which all Metro-licensed home stations have listening. The definition does not imply that stations have equal coverage in all Metro and/or TSA sampling units. Due to market definition overlap, TSA audience estimates for any station are not additive to TSA audience estimates for that same station reported in any other market report. (Home stations with a Multi-City of Identification, while considered home to the Metro for the reporting of audience estimates, are not considered Metro-licensed and are, therefore, not considered in the determination of TSA definitions.)

30. ARBITRON RADIO LISTENING DIARY/ Arbitron uses one-week individual diaries to gather listening information. Bilingual (English-Spanish) diaries are provided to all survey participants in the Metro of a Hispanic controlled market who have either identified themselves as Hispanic in response to a race/nationality question or from whom race information was not obtained, and to any others indicating a preference for a bilingual diary. Cash incentives are provided as a means of stimulating respondent cooperation. These incentives may vary within sampling units. Arbitron sends a diary for each person 12+ reported in the sample household.

31. SAMPLE PLACEMENT AND DATA RETRIEVAL/Initially Arbitron sends a letter to the sample households informing them of their selection by the computer and stating that an interviewer will be calling to request their cooperation in the survey. Initial contact with ESF sample households is made by the interviewer at the time cooperation is requested. Arbitron interviewers are instructed to contact all selected sample households by telephone to ascertain the possibility of an industry affiliation, to gain acceptance of the diaries, to determine the number of persons 12+ living in the household at the time of the placement call and, where applicable, to determine the ethnicity and demographics of the household.

Explicit instructions are provided to each interviewer and independent checks are regularly conducted by Arbitron interviewer coordinators and the Arbitron Field Operations Department. The interviewer may not always be under the direct control of Arbitron. In certain instances, independent telephone survey organizations are utilized by Arbitron. As a result, there may be instances where Arbitron instructions are not followed. Diaries are then mailed directly to the consenting sample households from Arbitron.

Interviewers are instructed to make a number of attempts to reach every household selected in the sample. These attempts are made at different hours of the day and evening. After the

initial contact, the interviewer is directed to make additional contacts with the sample households to make sure the diary has been received, to assist members of the household in understanding the diary's purpose, to instruct how to keep the diary, to make sure no difficulties have developed, to remind the diarykeepers to return their diaries after the survey week, and to thank them for cooperating in the survey.

32. EXCEPTIONS/Arbitron reserves the right to exercise its best professional research judgment in modifying, waiving or suspending any policy, procedure or element of methodology that would appear unreasonable, illogical or impractical in light of known conditions.

PROCESSING TECHNIQUES

33. PROCESSING OF DIARIES/Arbitron makes reasonable efforts to utilize all returned diaries. However, some diaries returned to Arbitron are unusable. Among those which are unusable are diaries which are obviously incomplete; are postmarked and/or arrive on or before the last day of the survey week or after the production cut-off date; or which otherwise lack essential information. Only those with seven usable days are processed. The total number of in-tab diaries may be greater or less than the designated in-tab target.

Usable diaries may contain certain entries which may be modified or deleted via procedures performed in accordance with Arbitron's *Radio Edit Procedures Manual*. The listening information in the diaries is then computer-entered so that certain computer checks can be made. These include ascription procedures, the allocation of credit for aberrated call letters and other logical analyses and pre-tabulation preparations.

CALCULATING TECHNIQUES

34. CALCULATION OF ESTIMATES/
a. Returned Sample Weighting and Tabulation.

In-tab diaries are weighted to reflect the estimated proportion of sex, age, geographic population and race (where ethnic weighting is employed) based on the characteristics of the survey area. Geographic area and sex-age control is maintained for diary returns by partitioning the survey area into sampling units and then subdividing the population of each sampling unit into sex-age tabulation groups. The value of each diary returned is a result of weighting the returned sample in an attempt to compensate for disproportionate returns from any sampling unit or sex-age group. In certain markets with high ethnic populations, weighting to compensate for disproportionate returns of ethnic diaries is used in addition to those mentioned above. With a value established for each diary, listening is estimated by adding the value of each diary in which listening is recorded to a particular station at a given time.

b. Broadcast Hours/Status Adjustment.

Local time differences within a market that overlap time zones and time differences caused by seasonal time changes are accounted for in the results by adjusting diary entries to the time observed by the home stations of the market being measured. Only one set of sign-on/sign-off times for a station is used in calculating audience estimates for the market report. Arbitron uses the sign-on/sign-off times, provided by the station, depicting the month closest to December and the shortest broadcast day within that month. Audience estimates are adjusted for the station's actual broadcast schedule.

Description of Methodology (continued)

When a station changes sign-on/sign-off times or commercial/non-commercial status during an Arbitron survey period, the times/status used in calculating audience estimates are taken from those days of operation comprising the majority of consecutive days of the survey period. The simulcast times/status are gathered from the station prior to the beginning of the survey. To be eligible for simulcast reporting, for a daypart, there must be no variation whatsoever from these reported times/status during the survey for the affected daypart. If a reported station advises Arbitron in writing of a change in its daytime/24-hour, commercial/non-commercial status, then the station, date and nature of the broadcasting change will be noted on Page 5B of this report.

c. Technical Difficulties. No adjustments are made to either diary entries or reported audience estimates for periods of technical difficulty. The notation of technical difficulties on Page 5B is only to assist the user in making his own evaluation of the audience estimates reported. Arbitron will accept information on technical difficulties only up to the day after the final date of the survey.

d. Rounding of Calculations. At various stages of the projection of data, audience estimates are rounded. Mathematical manipulation of previously rounded narrow demographics or dayparts in this report may produce a result apparently contradictory to actual reported audience estimates.

***35. CUME LISTENING ESTIMATES FOR DAYPART COMBINATIONS/A** person is counted only once in the Cume Persons estimate for the tabulation for a daypart or any combination of dayparts.

CRITERIA FOR REPORTING STATIONS

36. CRITERIA FOR REPORTING STATIONS/ To be listed in an Arbitron report, a commercial radio station must engage in systematic regular commercial broadcasting pursuant to the authority of and the Rules and Regulations of the Federal Communications Commission or other appropriate governmental authority. Call letter designations exceeding four characters are shortened to four characters. Reported call letters are those in use on the last day of the survey. In the event a station has changed call letters during the survey period, the first call letters reported are those in use on the last day of the survey, with the station's call letters in use on the first day of the survey noted immediately thereafter. In the event of exchanges of call letters or frequencies between stations in this market, the audience estimates published in this report are based on Arbitron's verification and interpretation of information from various sources, which include the FCC, the affected stations and other relevant sources. The specifics of each call letter change are listed on page 5B of this report. Non-commercial radio stations are not listed in this Arbitron market report and were not considered in the MRS evaluation. Further, audience estimates for a station which does not meet MRS for the Metro data in this report, TSA data and estimates are limited to stations which have first qualified for reporting in the Metro.

37. MINIMUM REPORTING STANDARDS (MRS) FOR AM-ONLY AND FM-ONLY STATIONS/A commercial AM-only or FM-only station is included in this report if it has met all of the following Minimum Reporting Standards

for the Metro or, if applicable, the ADI:

a. The station must have received five or more minutes of listening in a quarter-hour in at least ten Metro diaries during the current survey of the market. (Ten ADI diaries for ADI markets), **and,**

b. The station must have an unrounded Metro Cume rating of 0.5 or greater among persons 12+ during the Monday-Sunday, 6AM-Midnight period (ADI Cume rating of 0.5 or greater among persons 12+ during the Monday-Sunday, 6AM-Midnight period for ADI markets). **and,**

c. The station must have an Average Quarter-Hour Metro rating of at least 0.1 among persons 12+ for the time the station is on the air during the Monday-Sunday 6AM-Midnight period. (Average Quarter-Hour ADI rating of 0.1 for the ADI.) In this instance, due to rounding, 0.05 or greater becomes 0.1. Rounding occurs at both the demographic and daypart summation levels.

38. MINIMUM REPORTING STANDARDS (MRS) FOR AM-FM COMBINATION STATIONS/

a. AM-FM affiliates which are simulcast for less than 10% of the total number of quarter-hours when both stations are on the air simultaneously (Monday-Sunday 6AM-Midnight) are considered to be separately programmed stations. Thus, each station will be considered independently, and each must independently meet the criteria used for AM-only or FM-only stations. (See Par. 37.)

b. AM-FM affiliates which are simulcast from 10% to 90% of the total number of quarter-hours when both stations are on the air simultaneously (Monday-Sunday 6AM-Midnight) are considered to be simulcast stations. Provided that one of the two stations meets all MRS criteria described in Paragraph 37 above, the second station is included in the report if (i) it meets the criteria of Paragraph 37(a) and (b) and (ii) it achieves the Average Quarter-Hour Rating described in Paragraph 37(c) for any one of the four basic Monday-Friday dayparts, viz: (6AM-10AM; 10AM-3PM; 3PM-7PM; 7PM-Midnight).

c. AM-FM affiliates which are simulcast more than 91% of the total number of quarter-hours when both stations are on the air simultaneously (Monday-Sunday 6AM-Midnight) are regarded as totally simulcast stations and therefore will be treated as a single station in all phases of the MRS criteria described in Paragraph 37. If the combined audience of the two stations is sufficient to meet all criteria of Paragraph 37, then both stations will be listed in the report even though one (or both) stations might not meet the MRS criteria if considered individually.

39. HOME AND OUTSIDE STATIONS/Any station either licensed to a city located within the Metro of a market or which is recognized under Arbitron's policies and procedures as having appropriate Multi-City of Identification, is listed in the market report as a home station. (However, if an AM and FM station simulcast programming and one of the two affiliates is a home station both will be treated as home stations.) All other stations are considered *outside* stations. For reports containing an ADI section, outside stations are further reclassified into: (a) *outside the Metro but home to the ADI*, and (b) *outside the Metro and the ADI*. The MRS for inclusion in the report are the same for home stations and stations outside of the Metro.

AM-FM TOTALS

40. CRITERIA/An AM-FM Total line is only

available to simulcast stations (see definitions Paragraphs 23, 34b and 38). For simulcast stations a Total line will appear following the AM and FM lines when AM-FM affiliates are simulcast during an entire reported daypart. AM/FM Total lines for simulcast stations are reported in the Target Audience, Specific Audience and Audience Composition sections of this report, only. *Note:* No Total line will be shown unless simulcast operation is strictly maintained for the entire survey period.

Total lines also will be shown although one or both simulcasting stations may not have been on the air during the entire reported daypart. Stations broadcasting for less than an entire reported daypart are indicated by an asterisk next to the station call letters.

41. TOTAL AVERAGE QUARTER-HOUR LISTENING/The AM-FM Total line is the summation of the estimated number of persons who listened to the AM station plus the estimated number of persons who listened to the FM station during a reported daypart.

42. TOTAL CUME PERSONS/The AM-FM Total line represents the estimated number of *different* persons who listened to either the AM station or the FM station or both stations during the reported daypart. The Total line provides an estimate of the unduplicated audience to the AM-FM combination during the reported daypart. If the Total line equals the sum of the individual AM and FM estimates, there is no reported duplication of listening between the two stations. If the Total is less than the sum of the individual figures, there is reported duplication (i.e., persons listening to both stations in the same time period).

STATISTICAL RELIABILITY

43. SAMPLING ERROR/Arbitron estimates are subject to the statistical variances associated with all surveys using a sample of the universe and, additionally, to all of the factors described in Special Notices and Paragraph 45. Approximations of the sampling error can be developed by use of the Tables A and B included herein. These tables were derived from an empirical study which employed "Jack-Knife Replication." The study, published by Arbitron is entitled: *Arbitron Replication II: A Study of The Reliability of Radio Ratings*. Tables A and B produce estimates of sampling error at the one (*one sigma*) standard error level. Users of this report should keep in mind that, due to the factors discussed in Paragraph 45, the accuracy of Arbitron estimates, data and reports and their statistical evaluators cannot be determined to any precise mathematical value or definition.

44. EFFECTIVE SAMPLE BASE (ESB)/Estimates of the Effective Sample Base indicate the size of a simple random sample (in which all diaries have equal value) that would be required to provide the same degree of reliability as the sample actually used to produce the audience estimates in this report. The statistical reliability of such estimates depends on the ESB and only indirectly on the number of diaries tabulated. Statistical reliability is also affected by all of the factors described in Paragraph 45. Approximations of ESBs may be determined through the use of squared Table B values included herein. The Arbitron formula for estimating ESBs is based upon the same empirical study referenced above. The Arbitron formula to estimate ESBs takes into account the disproportionate sampling of Metro areas, and differences in return rates among sampling units and the individual sex-age categories. As

Description of Methodology (continued)

a general rule, ESBs for all come estimates will be less than total in-tab diaries and the ESBs for all Average Quarter-Hour estimates will be larger than the ESBs for come estimates and may be even greater than the total in-tab sample. This is due to the interclass correlation of the listening between quarter-hours for the various dayparts.

LIMITATIONS

45. LIMITATIONS/In addition to the sources of possible error which are described elsewhere in this report, the user should be aware of the limitations described below:

- a. The sample is drawn from telephone households only. Persons in non-telephone households are thereby excluded from the sample frame. Metro telephone households not listed in directories are sampled using the ESF technique described in Paragraph 28. Commercial establishments listed in directories are specifically excluded from the sample. Individual households on military installations, as well as students and residents at educational and other institutions may not be listed in local telephone directories but may be included in the ESF sample. Further, all possible telephone directories may not be available in the lists prepared by Metromail and used as Arbitron's standard sample frame.
- b. Effort is made to exclude residents of group quarters. Certain sample households may not be eligible for participation in Arbitron surveys. The inclusion or exclusion of such households from the sample is dependent upon information revealed in response to Arbitron's media affiliation question.
- c. Non-responding persons may have listening habits which differ from those of respondents. Persons residing in non-telephone households may have listening habits which differ from those of persons residing in households with telephones. Persons residing in households with listed telephone numbers may have listening habits which differ from persons residing in households with unlisted telephone numbers.
- d. Non-responding persons in the original designated households sample prevent the *in-tab sample* from being a perfect probability sample.
- e. The sample design and/or response patterns may preclude proper representation of certain groups within the population such as ethnic groups, persons in certain low-income or low-education groups, or individuals whose primary language is other than English. Such persons may have listening habits which differ from other persons.
- f. Population estimates from Market Statistics used in this report are subject to defects and limitations such as sampling errors, locating undocumented populations, and processing and recording errors. In addition, for those years between decennial Census dates, Census data are based upon a sample which is significantly smaller in most regions than that employed by Arbitron. Market Statistics utilizes published government figures in estimating populations for individual sampling units. These population figures do not include adjustments for known or unknown over or under counts of various segments of the population, including undocumented population groups. These defects and limitations in data from Market Statistics are inherent in Arbitron estimates based thereon.

g. Diaries, or portions thereof, may be completed improperly if the diary instructions are not understood or are not followed. Such diaries may therefore be unusable and excluded from the survey. Some diary entries may have been made on the basis of hearsay, recall, the estimates of the diarykeeper or could have been influenced by comments made by the interviewer or others to survey participants.

h. Human and computer processing errors may occur before or after the diaries are received by Arbitron. Consequently, the degree of variance in the data may be greater than that expected from sampling variance alone.

i. The data upon which Arbitron has based its returned-sample weighting, including ethnic identification, may not be precise. Additionally, zip code information used in this report is subject to defects and limitations. Therefore, defects and limitations found in data supplied by others are inherent in Arbitron estimates based thereon.

j. Logical analysis, pre-processing preparation or ascription of the data may affect some of the diary listening entries before the data are projected. These procedures may affect a station's ability to meet MRS. Some diaries, or portions thereof, may also be checked by post-survey week telephone validation calls to diarykeepers; and diaries, or portions thereof, may thereby be modified or excluded from the survey.

k. Arbitron conducts research involving new methods of improving cooperation of diary-keepers and/or securing additional information from such persons. Occasionally, a portion of this research may be integrated with actual surveys, and if and when so done, may cause the degree of variance in the data to be greater than that expected from sampling variance alone.

l. Certain data, such as when the station was on and off the air, facilities, call letters used, slogans claimed, format, programming, National Representative and time periods when AM-FM affiliates were simulcast or separately programmed, are based on data supplied by the stations and/or recent industry publications or notices. These data may not be accurate or timely and may affect the way certain audience estimates are reported. Noted periods of technical difficulties have not been used to delete or modify diary entries.

m. Situations in which stations have or have had the same call letters or have changed call letters may result in respondent confusion in correctly identifying the station to which the listening occurred.

n. Reported trends estimates may not reflect actual audiences over time due to methodological changes, changes in station operations/facilities/special activities, changes in survey area definitions or populations, or conditions not under Arbitron's control.

o. The audience estimates published herein represent a typical week of radio listening during the survey period stated on the front of this report. The surveys to which the Metro Audience Trends estimates apply are identified in the Metro Audience Trends section of this report.

RETENTION OF RAW MATERIALS

46. RETENTION SCHEDULE/In-tab Arbitron listening diaries used for the compilation of the audience estimates published in this report, along with all unusable diaries and other survey

materials, will be stored for one year from the date on which this report was first mailed to subscribers by Arbitron after such time all diaries are destroyed. Subscribers to this report are advised that if special cross tabulations of the reported estimates are desired, they should be ordered before the retention period has expired. Upon proper appointment, subscribers to this report may examine, but not copy, the in-tab Arbitron listening diaries used in this report at Arbitron's Laurel, Md. office.

SPECIAL NOTICES PAGE

47. SPECIAL NOTICES/To the extent that any provisions contained in this description of methodology are inconsistent or conflict with any provision contained in either the *Special Notices* on Page 5B of this report, or Paragraph 32 hereof, such are deemed to supersede and/or amend this description of methodology.

DISCLAIMER OF WARRANTIES

48. DISCLAIMER OF WARRANTIES/Arbitron makes no warranties, express or implied, concerning: data gathered or obtained by Arbitron from any source; the present or future methodology employed by Arbitron in producing Arbitron ratings; or the Arbitron data, estimates or ratings contained herein. All Arbitron data and estimates represent only the opinion of Arbitron and reliance thereon and use thereof shall be at subscriber's own risk.

RESTRICTIONS ON USE OF REPORT

All Arbitron radio audience estimates, together with the map contained herein, are proprietary to Arbitron. They are provided to Arbitron clients pursuant to the terms of written license agreements between Arbitron and such clients. All Arbitron audience data and estimates are for the exclusive use of Arbitron clients and their authorized representatives and may be disclosed only to advertisers and/or their agencies who have a bona fide business interest in the data. For an Arbitron client to divulge any data or estimates to a non-subscribing station, or to lend and/or give a copy and/or a reproduction of any part of any report to any non-subscriber, including advertisers and/or their agencies, constitutes a breach of the license agreement between Arbitron and each of its clients. Quotations by clients of the estimates as allowed by the preceding sentence for purposes of advertising or promotion must identify Arbitron as the source and that Arbitron's data and estimates are copyrighted. It also should be mentioned that the audience estimates are subject to all qualifications and limitations stated in the Arbitron report. Neither this report, the map contained herein nor any audience estimate may be used in any manner by non-clients of Arbitron without written permission from Arbitron.

A subscriber to any particular report may not use the demographic data or audience estimates printed in the Metro Audience Trends section which reference a market report to which they did not subscribe.

Arbitron recommends that the appropriate market, survey period and kind of audience estimate (e.g., Boston, Fall 1987, Total Survey Area, Monday-Friday 3PM-7PM, Average Quarter-Hour Estimates, Men 18-24) be stated.

Users of audience estimates are referred to the current policies of the federal government relating to the use of such estimates.

Arbitron Radio Reliability - Table B

Average Quarter Hour Estimates

Metro Survey Area	All Cume Estimates	Sat 6A-10A Sun 6A-10A Sat 3P-7P Sun 3P-7P	Weekdays Single Hour	Sat 10A-3P Sun 10A-3P Sat 7P-MID Sun 7P-MID	Weekend 10A-7P	Mon-Fri 6A-10A Mon-Fri 3P-7P	Mon-Fri 10A-3P Mon-Fri 7P-MID	Weekend 6A-MID	Mon-Fri 6A-10A + 3P-7P	Mon-Fri 6A-7P	Mon-Sun 6A-MID
Persons 12+	25.27	37.99	39.58	37.60	46.31	47.15	47.59	55.68	55.81	*****	59.87
Men 18+	18.34	27.88	*****	27.14	34.06	35.15	33.10	*****	39.97	*****	44.38
Men 18-24	7.08	11.85	*****	11.21	*****	16.28	15.24	*****	*****	*****	20.66
Men 25-34	10.22	16.13	*****	15.88	*****	20.82	19.90	*****	*****	*****	27.10
Men 35-44	9.50	14.67	*****	14.75	*****	19.05	17.77	*****	*****	*****	23.86
Men 45-54	6.70	9.97	*****	10.25	*****	13.09	12.41	*****	*****	*****	16.59
Men 55-64	6.09	9.19	*****	9.35	*****	12.31	11.72	*****	*****	*****	16.43
Men 12-24	9.12	16.05	*****	15.62	20.42	20.24	19.06	23.72	23.01	21.37	25.55
Men 18-34	12.38	19.42	20.24	18.74	23.79	25.34	23.76	28.77	28.74	27.88	32.59
Men 18-49	15.94	24.74	*****	23.97	28.87	31.37	28.77	34.92	34.88	33.84	39.55
Men 25-49	14.81	22.42	*****	22.10	27.49	28.25	26.11	33.25	30.90	28.97	35.73
Men 25-54	15.50	23.16	23.57	23.02	28.39	29.32	26.97	34.33	31.91	29.92	36.90
Men 35-64	13.19	19.28	19.62	19.69	24.35	25.01	23.20	29.45	27.37	25.66	31.65
Men 35+	13.71	20.48	*****	20.40	24.19	25.70	24.29	29.26	27.19	25.50	32.70
Women 18+	20.99	30.90	*****	30.55	38.16	37.80	38.43	*****	44.86	*****	48.26
Women 18-24	8.15	13.14	*****	12.44	*****	16.98	16.56	*****	*****	*****	22.08
Women 25-34	11.93	18.52	*****	18.39	*****	23.87	23.09	*****	*****	*****	30.56
Women 35-44	9.56	14.68	*****	14.78	*****	19.00	18.41	*****	*****	*****	24.66
Women 45-54	8.26	12.47	*****	12.32	*****	15.58	15.16	*****	*****	*****	19.61
Women 55-64	7.52	10.89	*****	10.90	*****	13.89	13.89	*****	*****	*****	17.95
Women 12-24	10.27	16.83	*****	16.64	21.36	20.59	20.93	25.24	24.43	22.44	26.29
Women 18-34	14.28	22.00	22.96	21.25	27.17	27.79	26.92	32.99	30.84	29.50	35.80
Women 18-49	17.60	26.98	*****	26.36	32.52	32.27	33.64	39.49	36.92	35.32	42.85
Women 25-49	16.51	24.51	*****	24.45	30.25	31.08	29.56	36.73	35.22	33.67	39.68
Women 25-54	17.47	25.65	26.76	25.62	31.55	32.60	30.68	38.32	36.74	35.12	41.40
Women 35-64	14.82	21.47	22.40	21.50	25.96	27.03	25.79	31.53	30.23	28.90	34.06
Women 35+	15.57	23.04	*****	22.51	26.07	28.07	27.30	31.66	30.35	29.02	35.57
Persons 12-24	12.91	21.08	*****	20.80	26.32	26.14	25.37	30.87	30.94	28.54	33.19
Persons 18-34	17.59	27.15	*****	26.27	33.75	34.62	33.45	40.67	40.77	37.60	43.73
Persons 18-49	21.95	33.49	*****	32.59	40.73	41.75	39.55	49.08	49.19	45.37	52.77
Persons 25-49	20.12	30.15	*****	29.89	36.91	37.86	35.77	44.48	44.59	41.12	47.63
Persons 25-54	21.08	31.22	*****	31.14	38.62	39.38	37.15	46.54	46.65	43.02	50.04
Persons 35-64	18.05	26.06	*****	26.34	32.55	33.40	31.80	39.22	39.31	36.25	42.17
Persons 35+	18.91	27.89	*****	27.51	32.59	34.58	33.57	39.27	39.36	36.30	43.91
Teens	7.85	12.86	14.57	13.11	16.62	17.58	19.43	19.98	20.89	21.26	23.18
Total Survey Area											
Persons 12+	34.61	50.73	*****	49.88	*****	63.35	64.49	*****	*****	*****	80.48
Men 18+	24.59	36.33	*****	35.35	*****	46.44	43.67	*****	*****	*****	58.39
Men 18-24	9.12	14.82	*****	14.14	*****	20.35	18.87	*****	*****	*****	25.84
Men 25-34	12.47	19.77	*****	19.34	*****	25.19	24.02	*****	*****	*****	32.77
Men 35-44	13.41	20.51	*****	20.51	*****	26.01	24.75	*****	*****	*****	33.08
Men 45-54	10.04	14.89	*****	15.19	*****	19.32	18.32	*****	*****	*****	24.05
Men 55-64	10.36	15.45	*****	15.63	*****	20.40	19.83	*****	*****	*****	27.16
Men 12-24	12.86	21.79	*****	21.21	27.37	27.86	26.19	32.30	31.93	29.41	35.03
Men 18-34	15.25	23.75	*****	23.04	29.62	30.98	28.65	35.20	35.15	33.83	40.05
Men 18-49	20.51	30.97	*****	30.19	36.62	39.29	36.04	43.53	43.47	41.83	49.52
Men 25-49	19.11	28.78	*****	28.32	35.62	35.82	33.45	42.33	38.91	36.80	45.36
Men 25-54	20.30	30.07	*****	29.81	37.05	37.81	35.09	44.03	40.47	38.28	47.18
Men 35-64	19.40	28.07	*****	28.43	35.99	36.27	34.07	42.78	39.32	37.19	45.84
Men 35+	20.10	29.45	*****	29.08	35.14	37.33	34.89	41.76	38.39	36.31	47.24
Women 18+	28.20	41.02	*****	39.98	*****	49.99	51.07	*****	*****	*****	64.11
Women 18-24	9.87	16.25	*****	14.98	*****	20.39	19.66	*****	*****	*****	26.25
Women 25-34	13.27	20.28	*****	20.32	*****	26.51	25.52	*****	*****	*****	33.90
Women 35-44	14.44	22.14	*****	21.86	*****	27.99	27.23	*****	*****	*****	36.31
Women 45-54	11.44	17.32	*****	17.18	*****	21.35	21.02	*****	*****	*****	27.03
Women 55-64	12.34	17.86	*****	17.83	*****	22.79	22.83	*****	*****	*****	29.10
Women 12-24	13.79	21.71	*****	21.16	27.03	26.46	27.03	32.60	31.80	28.76	33.93
Women 18-34	16.51	25.52	*****	24.22	31.74	32.09	30.57	38.91	35.50	33.79	41.22
Women 18-49	22.39	33.56	*****	32.20	40.86	41.53	39.26	50.10	45.71	43.51	53.06
Women 25-49	20.67	30.51	*****	30.36	37.44	38.66	36.90	45.91	43.58	42.20	49.66
Women 25-54	22.24	32.48	*****	32.27	39.60	41.01	38.75	48.55	46.09	44.63	52.52
Women 35-64	21.86	31.98	*****	31.60	38.03	39.58	38.01	46.63	44.26	42.87	50.44
Women 35+	23.48	34.78	*****	33.50	38.48	42.23	40.34	47.18	44.78	43.37	53.88
Persons 12-24	17.58	27.61	*****	27.06	33.84	34.64	33.32	40.37	41.37	37.63	43.90
Persons 18-34	20.97	31.98	*****	30.95	39.98	40.95	38.54	48.12	49.31	44.85	52.33
Persons 18-49	27.85	41.46	*****	40.24	50.82	52.38	48.90	61.18	62.68	57.01	66.52
Persons 25-49	25.65	37.85	*****	37.40	46.08	47.68	45.31	55.47	56.83	51.69	60.31
Persons 25-54	27.32	39.88	*****	39.57	48.52	50.24	47.79	58.40	59.84	54.43	63.50
Persons 35-64	26.63	38.15	*****	38.35	47.18	48.79	47.17	56.79	58.19	52.92	61.75
Persons 35+	28.19	40.89	*****	40.07	47.05	51.30	49.35	56.64	58.03	52.78	65.01
Teens	12.94	20.74	*****	21.10	26.91	27.52	31.36	32.30	32.82	33.41	36.37

***** Report does not include data for this demographic group.

Arbitron Radio Reliability - Table B

Average Quarter Hour Estimates

ADI Survey Area		All Cume Estimates	Sat 6A-10A Sat 3P-7P Sun 3P-7P	Sat 10A-3P Sun 10A-3P Sat 7P-MID	Mon-Fri 6A-10A Mon-Fri 3P-7P	Mon-Fri 10A-3P Mon-Fri 7P-MID	Mon-Sun 6A-MID	Weekend 10A-7P
Persons	12+	27.56	45.02	44.21	56.23	54.20	73.63	54.90
Men	18-34	13.52	20.68	20.13	26.72	24.98	35.47	28.21
Men	18-49	18.00	26.89	26.38	33.80	31.49	43.49	34.58
Men	25-49	16.69	24.97	24.80	31.28	29.78	40.77	32.41
Men	25-54	17.83	26.31	26.27	33.24	31.40	42.49	33.78
Men	35-64	16.98	24.58	25.10	32.01	30.00	39.08	31.07
Women	18-34	14.80	22.86	21.94	28.77	28.10	37.53	26.92
Women	18-49	19.92	29.85	29.02	37.30	36.14	48.06	34.48
Women	25-49	18.12	26.70	26.72	34.26	33.06	45.57	32.70
Women	25-54	19.55	28.42	28.43	36.39	34.78	48.23	34.60
Women	35-64	19.46	28.39	28.19	35.40	34.86	46.59	33.42
Persons	18-34	*****	*****	*****	*****	*****	*****	*****
Persons	18-49	*****	*****	*****	*****	*****	*****	*****
Persons	25-54	*****	*****	*****	*****	*****	*****	*****
Persons	35-64	*****	*****	*****	*****	*****	*****	*****
Teens		11.68	18.74	18.98	25.45	27.86	34.17	24.73

***** Report does not include data for this demographic group.

Arbitron 1987 Radio Market Survey Schedule

METRO MKT RANK	MARKET	WINTER 87	SPRING 87	SUMMER 87	FALL 87	METRO MKT RANK	MARKET	WINTER 87	SPRING 87	SUMMER 87	FALL 87	METRO MKT RANK	MARKET	WINTER 87	SPRING 87	SUMMER 87	FALL 87																																																																																																																																																																																																																																																																																																																																																																																																																																																																																																																																																																																																																																																																																																																																																																																																																																																																																																																																																																																																																																																																																																																																																																																																																																																																																																																																																																																																																																																																																																																																																																																																																																																
256	Aberdeen, WA		C		C	213	Frederick, MD		C			124	Pensacola					199	Abilene, TX		C			73	Fresno					119	Peoria					63	Akron		C			181	Gainesville, FL		C		C	5	Philadelphia					234	Albany, GA		C			236	Grand Forks, ND-MN		C			23	Phoenix					198	Albany-Corvallis-Lebanon, OR		C			247	Grand Junction, CO		C			15	Pittsburgh					53	Albany-Schenectady-Troy		C			64	Grand Rapids					157	Portland, ME					80	Albuquerque		C			251	Great Falls, MT		C			25	Portland, OR					195	Alexandria, LA		C			180	Green Bay					117	Portsmouth-Dover-Rochester					60	Allentown-Bethlehem		C			50	Greensboro-Winston Salem-High Point					144	Poughkeepsie, NY					211	Altoona					67	Greenville-Spartanburg					28	Providence-Warwick-Pawtucket					171	Amarillo					154	Hagerstown-Chambersburg-Waynesboro, MD-PA					223	Pueblo					20	Anaheim-Santa Ana (Orange County)					72	Harrisburg-Lebanon-Carlisle					114	Quad Cities (Davenport-Rock Island-Moline)					156	Anchorage					40	Hartford-New Britain-Middletown					61	Raleigh-Durham					140	Ann Arbor					55	Honolulu					239	Rapid City, SD					132	Appleton-Oshkosh					10	Houston-Galveston					128	Reading, PA					176	Asheville					127	Huntington-Ashland					209	Redding, CA					13	Atlanta					115	Huntsville					155	Reno					162	Atlantic City					36	Indianapolis					54	Richmond					109	Augusta, GA					243	Ithaca, NY					39	Riverside-San Bernardino					230	Augusta-Waterville, ME		C			106	Jackson					94	Roanoke-Lynchburg					58	Austin		C			52	Jacksonville					240	Rochester, MN					86	Bakersfield		C			91	Johnson City-Kingsport-Bristol					42	Rochester, NY					16	Baltimore		C			145	Johnstown					137	Rockford					250	Bangor, ME		C			210	Joplin, MO					31	Sacramento					78	Baton Rouge		C			161	Kalamazoo					105	Saginaw-Bay City-Midland					213	Battle Creek, MI		C			27	Kansas City					186	St. Cloud, MN					110	Beaumont-Port Arthur		C			153	Killeen-Temple, TX					14	St. Louis					249	Beckley, WV		C			68	Knoxville					151	Salisbury-Ocean City					259	Big Spring, TX		C			241	La Crosse, WI					37	Salt Lake City-Ogden-Provo					225	Billings		C			220	Lafayette, IN					238	San Angelo, TX					170	Biloxi-Gulfport, MS		C			165	Lafayette, LA					35	San Antonio					141	Binghamton		C			188	Lake Charles, LA					19	San Diego					51	Birmingham		C			113	Lakeland-Winter Haven					66	San Diego North County					246	Bismarck, ND		C			108	Lansing-East Lansing					4	San Francisco					218	Bloomington		C			99	Las Vegas					29	San Jose					135	Boise		C			193	Laurel-Hattiesburg, MS					173	Santa Barbara, CA					7	Boston		C			231	Lawton, OK					235	Santa Fe, NM					159	Boulder, CO		C			126	Lexington-Fayette					118	Santa Rosa, CA					258	Bozeman, MT		C			166	Lincoln					88	Sarasota-Bradenton					92	Bridgeport		C			83	Little Rock					149	Savannah					38	Buffalo-Niagara Falls		C			190	Longview-Marshall, TX					17	Seattle-Tacoma					216	Burlington, VT		C			2	Los Angeles					102	Shreveport					103	Canton		C			46	Louisville					232	Sioux City, IA					178	Cape Cod, MA		C			163	Lubbock					202	Sioux Falls					237	Cape May, NJ		C			222	Lufkin-Nacogdoches, TX					152	South Bend					255	Casper		C			139	Macon					97	Spokane					189	Cedar Rapids		C			120	Madison					172	Springfield, IL					87	Charleston, SC		C			179	Manchester					71	Springfield, MA					142	Charleston, WV		C			76	McAllen-Brownsville					158	Springfield, MO					41	Charlotte-Gastonia-Rock Hill		C			206	Medford-Ashland, OR					125	Stamford-Norwalk, CT					217	Charlotteville, VA		C			111	Melbourne-Titusville-Cocoa					242	Staunton-Waynesboro, VA					96	Chattanooga		C			48	Memphis					197	Steubenville-Weirton					254	Cheyenne, WY		C			252	Meridian, MS					98	Stockton					3	Chicago		C			11	Miami-Ft. Lauderdale-Hollywood					62	Syracuse					184	Chico, CA		C			26	Milwaukee-Racine					177	Tallahassee					30	Cincinnati		C			18	Minneapolis-St. Paul					22	Tampa-St. Petersburg-Clearwater					21	Cleveland		C			257	Minot, ND					168	Terre Haute					85	Coastal North Carolina		C			90	Mobile					228	Texarkana, TX					116	Colorado Springs		C			131	Modesto					70	Toledo					233	Columbia, MO		C			44	Monmouth-Ocean, NJ					167	Topeka					93	Columbia, SC		C			207	Monroe, LA					129	Trenton, NJ					150	Columbus, GA		C			75	Monterey-Salinas-Santa Cruz					212	Tri Cities, WA (Richland-Kennewick-Pasco)					34	Columbus, OH		C			134	Montgomery					65	Tucson					122	Corpus Christi		C			95	Morristown, NJ					57	Tulsa					8	Dallas-Ft. Worth		C			200	Muskegon, MI					205	Tuscaloosa, AL					174	Danbury, CT		C			215	Naples-Marco Island, FL					194	Tyler, TX					245	Danville, IL		C			47	Nashville					130	Utica-Rome					45	Dayton		C			12	Nassau-Suffolk (Long Island)					253	Victoria, TX					120	Daytona Beach		C			84	New Bedford-Fall River, MA					175	Waco					24	Denver-Boulder		C			82	New Haven-Meriden					9	Washington, DC					112	Des Moines		C			32	New Orleans					164	Waterbury, CT					6	Detroit		C			1	New York					201	Waterloo-Cedar Falls					221	Dothan, AL		C			33	Norfolk-Virginia Beach-Newport News					244	Watertown, NY					192	Dubuque, IA		C			224	Northwest Michigan, MI (Traverse City-Petoskey-Charlevoix)					56	West Palm Beach-Boca Raton					147	Duluth-Superior		C			148	Odessa-Midland, TX					182	Wheeling					208	Eau Claire, WI		C			43	Oklahoma City					89	Wichita					79	El Paso		C			69	Omaha-Council Bluffs					219	Wichita Falls, TX					138	Erie		C			49	Orlando					59	Wilkes Barre-Scranton					143	Eugene-Springfield		C			248	Owensboro, KY					229	Williamsport, PA					136	Evansville		C			107	Oxnard-Ventura					77	Wilmington, DE					203	Fargo-Moorhead		C			187	Palm Springs, CA					191	Wilmington, NC					146	Fayetteville, NC		C			226	Panama City, FL					101	Worcester					169	Fayetteville-Springdale, AR		C			195	Parkersburg-Manetta, WV-OH					182	Yakima, WA					100	Flint		C			227	Pascagoula-Moss Point, MS					104	York					133	Ft. Myers, FL		C									81	Youngstown-Warren					160	Ft. Pierce, FL		C															185	Ft. Smith, AR		C															204	Ft. Walton Beach, FL		C															123	Ft. Wayne		C														
199	Abilene, TX		C			73	Fresno					119	Peoria					63	Akron		C			181	Gainesville, FL		C		C	5	Philadelphia					234	Albany, GA		C			236	Grand Forks, ND-MN		C			23	Phoenix					198	Albany-Corvallis-Lebanon, OR		C			247	Grand Junction, CO		C			15	Pittsburgh					53	Albany-Schenectady-Troy		C			64	Grand Rapids					157	Portland, ME					80	Albuquerque		C			251	Great Falls, MT		C			25	Portland, OR					195	Alexandria, LA		C			180	Green Bay					117	Portsmouth-Dover-Rochester					60	Allentown-Bethlehem		C			50	Greensboro-Winston Salem-High Point					144	Poughkeepsie, NY					211	Altoona					67	Greenville-Spartanburg					28	Providence-Warwick-Pawtucket					171	Amarillo					154	Hagerstown-Chambersburg-Waynesboro, MD-PA					223	Pueblo					20	Anaheim-Santa Ana (Orange County)					72	Harrisburg-Lebanon-Carlisle					114	Quad Cities (Davenport-Rock Island-Moline)					156	Anchorage					40	Hartford-New Britain-Middletown					61	Raleigh-Durham					140	Ann Arbor					55	Honolulu					239	Rapid City, SD					132	Appleton-Oshkosh					10	Houston-Galveston					128	Reading, PA					176	Asheville					127	Huntington-Ashland					209	Redding, CA					13	Atlanta					115	Huntsville					155	Reno					162	Atlantic City					36	Indianapolis					54	Richmond					109	Augusta, GA					243	Ithaca, NY					39	Riverside-San Bernardino					230	Augusta-Waterville, ME		C			106	Jackson					94	Roanoke-Lynchburg					58	Austin		C			52	Jacksonville					240	Rochester, MN					86	Bakersfield		C			91	Johnson City-Kingsport-Bristol					42	Rochester, NY					16	Baltimore		C			145	Johnstown					137	Rockford					250	Bangor, ME		C			210	Joplin, MO					31	Sacramento					78	Baton Rouge		C			161	Kalamazoo					105	Saginaw-Bay City-Midland					213	Battle Creek, MI		C			27	Kansas City					186	St. Cloud, MN					110	Beaumont-Port Arthur		C			153	Killeen-Temple, TX					14	St. Louis					249	Beckley, WV		C			68	Knoxville					151	Salisbury-Ocean City					259	Big Spring, TX		C			241	La Crosse, WI					37	Salt Lake City-Ogden-Provo					225	Billings		C			220	Lafayette, IN					238	San Angelo, TX					170	Biloxi-Gulfport, MS		C			165	Lafayette, LA					35	San Antonio					141	Binghamton		C			188	Lake Charles, LA					19	San Diego					51	Birmingham		C			113	Lakeland-Winter Haven					66	San Diego North County					246	Bismarck, ND		C			108	Lansing-East Lansing					4	San Francisco					218	Bloomington		C			99	Las Vegas					29	San Jose					135	Boise		C			193	Laurel-Hattiesburg, MS					173	Santa Barbara, CA					7	Boston		C			231	Lawton, OK					235	Santa Fe, NM					159	Boulder, CO		C			126	Lexington-Fayette					118	Santa Rosa, CA					258	Bozeman, MT		C			166	Lincoln					88	Sarasota-Bradenton					92	Bridgeport		C			83	Little Rock					149	Savannah					38	Buffalo-Niagara Falls		C			190	Longview-Marshall, TX					17	Seattle-Tacoma					216	Burlington, VT		C			2	Los Angeles					102	Shreveport					103	Canton		C			46	Louisville					232	Sioux City, IA					178	Cape Cod, MA		C			163	Lubbock					202	Sioux Falls					237	Cape May, NJ		C			222	Lufkin-Nacogdoches, TX					152	South Bend					255	Casper		C			139	Macon					97	Spokane					189	Cedar Rapids		C			120	Madison					172	Springfield, IL					87	Charleston, SC		C			179	Manchester					71	Springfield, MA					142	Charleston, WV		C			76	McAllen-Brownsville					158	Springfield, MO					41	Charlotte-Gastonia-Rock Hill		C			206	Medford-Ashland, OR					125	Stamford-Norwalk, CT					217	Charlotteville, VA		C			111	Melbourne-Titusville-Cocoa					242	Staunton-Waynesboro, VA					96	Chattanooga		C			48	Memphis					197	Steubenville-Weirton					254	Cheyenne, WY		C			252	Meridian, MS					98	Stockton					3	Chicago		C			11	Miami-Ft. Lauderdale-Hollywood					62	Syracuse					184	Chico, CA		C			26	Milwaukee-Racine					177	Tallahassee					30	Cincinnati		C			18	Minneapolis-St. Paul					22	Tampa-St. Petersburg-Clearwater					21	Cleveland		C			257	Minot, ND					168	Terre Haute					85	Coastal North Carolina		C			90	Mobile					228	Texarkana, TX					116	Colorado Springs		C			131	Modesto					70	Toledo					233	Columbia, MO		C			44	Monmouth-Ocean, NJ					167	Topeka					93	Columbia, SC		C			207	Monroe, LA					129	Trenton, NJ					150	Columbus, GA		C			75	Monterey-Salinas-Santa Cruz					212	Tri Cities, WA (Richland-Kennewick-Pasco)					34	Columbus, OH		C			134	Montgomery					65	Tucson					122	Corpus Christi		C			95	Morristown, NJ					57	Tulsa					8	Dallas-Ft. Worth		C			200	Muskegon, MI					205	Tuscaloosa, AL					174	Danbury, CT		C			215	Naples-Marco Island, FL					194	Tyler, TX					245	Danville, IL		C			47	Nashville					130	Utica-Rome					45	Dayton		C			12	Nassau-Suffolk (Long Island)					253	Victoria, TX					120	Daytona Beach		C			84	New Bedford-Fall River, MA					175	Waco					24	Denver-Boulder		C			82	New Haven-Meriden					9	Washington, DC					112	Des Moines		C			32	New Orleans					164	Waterbury, CT					6	Detroit		C			1	New York					201	Waterloo-Cedar Falls					221	Dothan, AL		C			33	Norfolk-Virginia Beach-Newport News					244	Watertown, NY					192	Dubuque, IA		C			224	Northwest Michigan, MI (Traverse City-Petoskey-Charlevoix)					56	West Palm Beach-Boca Raton					147	Duluth-Superior		C			148	Odessa-Midland, TX					182	Wheeling					208	Eau Claire, WI		C			43	Oklahoma City					89	Wichita					79	El Paso		C			69	Omaha-Council Bluffs					219	Wichita Falls, TX					138	Erie		C			49	Orlando					59	Wilkes Barre-Scranton					143	Eugene-Springfield		C			248	Owensboro, KY					229	Williamsport, PA					136	Evansville		C			107	Oxnard-Ventura					77	Wilmington, DE					203	Fargo-Moorhead		C			187	Palm Springs, CA					191	Wilmington, NC					146	Fayetteville, NC		C			226	Panama City, FL					101	Worcester					169	Fayetteville-Springdale, AR		C			195	Parkersburg-Manetta, WV-OH					182	Yakima, WA					100	Flint		C			227	Pascagoula-Moss Point, MS					104	York					133	Ft. Myers, FL		C									81	Youngstown-Warren					160	Ft. Pierce, FL		C															185	Ft. Smith, AR		C															204	Ft. Walton Beach, FL		C															123	Ft. Wayne		C																																
63	Akron		C			181	Gainesville, FL		C		C	5	Philadelphia					234	Albany, GA		C			236	Grand Forks, ND-MN		C			23	Phoenix					198	Albany-Corvallis-Lebanon, OR		C			247	Grand Junction, CO		C			15	Pittsburgh					53	Albany-Schenectady-Troy		C			64	Grand Rapids					157	Portland, ME					80	Albuquerque		C			251	Great Falls, MT		C			25	Portland, OR					195	Alexandria, LA		C			180	Green Bay					117	Portsmouth-Dover-Rochester					60	Allentown-Bethlehem		C			50	Greensboro-Winston Salem-High Point					144	Poughkeepsie, NY					211	Altoona					67	Greenville-Spartanburg					28	Providence-Warwick-Pawtucket					171	Amarillo					154	Hagerstown-Chambersburg-Waynesboro, MD-PA					223	Pueblo					20	Anaheim-Santa Ana (Orange County)					72	Harrisburg-Lebanon-Carlisle					114	Quad Cities (Davenport-Rock Island-Moline)					156	Anchorage					40	Hartford-New Britain-Middletown					61	Raleigh-Durham					140	Ann Arbor					55	Honolulu					239	Rapid City, SD					132	Appleton-Oshkosh					10	Houston-Galveston					128	Reading, PA					176	Asheville					127	Huntington-Ashland					209	Redding, CA					13	Atlanta					115	Huntsville					155	Reno					162	Atlantic City					36	Indianapolis					54	Richmond					109	Augusta, GA					243	Ithaca, NY					39	Riverside-San Bernardino					230	Augusta-Waterville, ME		C			106	Jackson					94	Roanoke-Lynchburg					58	Austin		C			52	Jacksonville					240	Rochester, MN					86	Bakersfield		C			91	Johnson City-Kingsport-Bristol					42	Rochester, NY					16	Baltimore		C			145	Johnstown					137	Rockford					250	Bangor, ME		C			210	Joplin, MO					31	Sacramento					78	Baton Rouge		C			161	Kalamazoo					105	Saginaw-Bay City-Midland					213	Battle Creek, MI		C			27	Kansas City					186	St. Cloud, MN					110	Beaumont-Port Arthur		C			153	Killeen-Temple, TX					14	St. Louis					249	Beckley, WV		C			68	Knoxville					151	Salisbury-Ocean City					259	Big Spring, TX		C			241	La Crosse, WI					37	Salt Lake City-Ogden-Provo					225	Billings		C			220	Lafayette, IN					238	San Angelo, TX					170	Biloxi-Gulfport, MS		C			165	Lafayette, LA					35	San Antonio					141	Binghamton		C			188	Lake Charles, LA					19	San Diego					51	Birmingham		C			113	Lakeland-Winter Haven					66	San Diego North County					246	Bismarck, ND		C			108	Lansing-East Lansing					4	San Francisco					218	Bloomington		C			99	Las Vegas					29	San Jose					135	Boise		C			193	Laurel-Hattiesburg, MS					173	Santa Barbara, CA					7	Boston		C			231	Lawton, OK					235	Santa Fe, NM					159	Boulder, CO		C			126	Lexington-Fayette					118	Santa Rosa, CA					258	Bozeman, MT		C			166	Lincoln					88	Sarasota-Bradenton					92	Bridgeport		C			83	Little Rock					149	Savannah					38	Buffalo-Niagara Falls		C			190	Longview-Marshall, TX					17	Seattle-Tacoma					216	Burlington, VT		C			2	Los Angeles					102	Shreveport					103	Canton		C			46	Louisville					232	Sioux City, IA					178	Cape Cod, MA		C			163	Lubbock					202	Sioux Falls					237	Cape May, NJ		C			222	Lufkin-Nacogdoches, TX					152	South Bend					255	Casper		C			139	Macon					97	Spokane					189	Cedar Rapids		C			120	Madison					172	Springfield, IL					87	Charleston, SC		C			179	Manchester					71	Springfield, MA					142	Charleston, WV		C			76	McAllen-Brownsville					158	Springfield, MO					41	Charlotte-Gastonia-Rock Hill		C			206	Medford-Ashland, OR					125	Stamford-Norwalk, CT					217	Charlotteville, VA		C			111	Melbourne-Titusville-Cocoa					242	Staunton-Waynesboro, VA					96	Chattanooga		C			48	Memphis					197	Steubenville-Weirton					254	Cheyenne, WY		C			252	Meridian, MS					98	Stockton					3	Chicago		C			11	Miami-Ft. Lauderdale-Hollywood					62	Syracuse					184	Chico, CA		C			26	Milwaukee-Racine					177	Tallahassee					30	Cincinnati		C			18	Minneapolis-St. Paul					22	Tampa-St. Petersburg-Clearwater					21	Cleveland		C			257	Minot, ND					168	Terre Haute					85	Coastal North Carolina		C			90	Mobile					228	Texarkana, TX					116	Colorado Springs		C			131	Modesto					70	Toledo					233	Columbia, MO		C			44	Monmouth-Ocean, NJ					167	Topeka					93	Columbia, SC		C			207	Monroe, LA					129	Trenton, NJ					150	Columbus, GA		C			75	Monterey-Salinas-Santa Cruz					212	Tri Cities, WA (Richland-Kennewick-Pasco)					34	Columbus, OH		C			134	Montgomery					65	Tucson					122	Corpus Christi		C			95	Morristown, NJ					57	Tulsa					8	Dallas-Ft. Worth		C			200	Muskegon, MI					205	Tuscaloosa, AL					174	Danbury, CT		C			215	Naples-Marco Island, FL					194	Tyler, TX					245	Danville, IL		C			47	Nashville					130	Utica-Rome					45	Dayton		C			12	Nassau-Suffolk (Long Island)					253	Victoria, TX					120	Daytona Beach		C			84	New Bedford-Fall River, MA					175	Waco					24	Denver-Boulder		C			82	New Haven-Meriden					9	Washington, DC					112	Des Moines		C			32	New Orleans					164	Waterbury, CT					6	Detroit		C			1	New York					201	Waterloo-Cedar Falls					221	Dothan, AL		C			33	Norfolk-Virginia Beach-Newport News					244	Watertown, NY					192	Dubuque, IA		C			224	Northwest Michigan, MI (Traverse City-Petoskey-Charlevoix)					56	West Palm Beach-Boca Raton					147	Duluth-Superior		C			148	Odessa-Midland, TX					182	Wheeling					208	Eau Claire, WI		C			43	Oklahoma City					89	Wichita					79	El Paso		C			69	Omaha-Council Bluffs					219	Wichita Falls, TX					138	Erie		C			49	Orlando					59	Wilkes Barre-Scranton					143	Eugene-Springfield		C			248	Owensboro, KY					229	Williamsport, PA					136	Evansville		C			107	Oxnard-Ventura					77	Wilmington, DE					203	Fargo-Moorhead		C			187	Palm Springs, CA					191	Wilmington, NC					146	Fayetteville, NC		C			226	Panama City, FL					101	Worcester					169	Fayetteville-Springdale, AR		C			195	Parkersburg-Manetta, WV-OH					182	Yakima, WA					100	Flint		C			227	Pascagoula-Moss Point, MS					104	York					133	Ft. Myers, FL		C									81	Youngstown-Warren					160	Ft. Pierce, FL		C															185	Ft. Smith, AR		C															204	Ft. Walton Beach, FL		C															123	Ft. Wayne		C																																																		
234	Albany, GA		C			236	Grand Forks, ND-MN		C			23	Phoenix					198	Albany-Corvallis-Lebanon, OR		C			247	Grand Junction, CO		C			15	Pittsburgh					53	Albany-Schenectady-Troy		C			64	Grand Rapids					157	Portland, ME					80	Albuquerque		C			251	Great Falls, MT		C			25	Portland, OR					195	Alexandria, LA		C			180	Green Bay					117	Portsmouth-Dover-Rochester					60	Allentown-Bethlehem		C			50	Greensboro-Winston Salem-High Point					144	Poughkeepsie, NY					211	Altoona					67	Greenville-Spartanburg					28	Providence-Warwick-Pawtucket					171	Amarillo					154	Hagerstown-Chambersburg-Waynesboro, MD-PA					223	Pueblo					20	Anaheim-Santa Ana (Orange County)					72	Harrisburg-Lebanon-Carlisle					114	Quad Cities (Davenport-Rock Island-Moline)					156	Anchorage					40	Hartford-New Britain-Middletown					61	Raleigh-Durham					140	Ann Arbor					55	Honolulu					239	Rapid City, SD					132	Appleton-Oshkosh					10	Houston-Galveston					128	Reading, PA					176	Asheville					127	Huntington-Ashland					209	Redding, CA					13	Atlanta					115	Huntsville					155	Reno					162	Atlantic City					36	Indianapolis					54	Richmond					109	Augusta, GA					243	Ithaca, NY					39	Riverside-San Bernardino					230	Augusta-Waterville, ME		C			106	Jackson					94	Roanoke-Lynchburg					58	Austin		C			52	Jacksonville					240	Rochester, MN					86	Bakersfield		C			91	Johnson City-Kingsport-Bristol					42	Rochester, NY					16	Baltimore		C			145	Johnstown					137	Rockford					250	Bangor, ME		C			210	Joplin, MO					31	Sacramento					78	Baton Rouge		C			161	Kalamazoo					105	Saginaw-Bay City-Midland					213	Battle Creek, MI		C			27	Kansas City					186	St. Cloud, MN					110	Beaumont-Port Arthur		C			153	Killeen-Temple, TX					14	St. Louis					249	Beckley, WV		C			68	Knoxville					151	Salisbury-Ocean City					259	Big Spring, TX		C			241	La Crosse, WI					37	Salt Lake City-Ogden-Provo					225	Billings		C			220	Lafayette, IN					238	San Angelo, TX					170	Biloxi-Gulfport, MS		C			165	Lafayette, LA					35	San Antonio					141	Binghamton		C			188	Lake Charles, LA					19	San Diego					51	Birmingham		C			113	Lakeland-Winter Haven					66	San Diego North County					246	Bismarck, ND		C			108	Lansing-East Lansing					4	San Francisco					218	Bloomington		C			99	Las Vegas					29	San Jose					135	Boise		C			193	Laurel-Hattiesburg, MS					173	Santa Barbara, CA					7	Boston		C			231	Lawton, OK					235	Santa Fe, NM					159	Boulder, CO		C			126	Lexington-Fayette					118	Santa Rosa, CA					258	Bozeman, MT		C			166	Lincoln					88	Sarasota-Bradenton					92	Bridgeport		C			83	Little Rock					149	Savannah					38	Buffalo-Niagara Falls		C			190	Longview-Marshall, TX					17	Seattle-Tacoma					216	Burlington, VT		C			2	Los Angeles					102	Shreveport					103	Canton		C			46	Louisville					232	Sioux City, IA					178	Cape Cod, MA		C			163	Lubbock					202	Sioux Falls					237	Cape May, NJ		C			222	Lufkin-Nacogdoches, TX					152	South Bend					255	Casper		C			139	Macon					97	Spokane					189	Cedar Rapids		C			120	Madison					172	Springfield, IL					87	Charleston, SC		C			179	Manchester					71	Springfield, MA					142	Charleston, WV		C			76	McAllen-Brownsville					158	Springfield, MO					41	Charlotte-Gastonia-Rock Hill		C			206	Medford-Ashland, OR					125	Stamford-Norwalk, CT					217	Charlotteville, VA		C			111	Melbourne-Titusville-Cocoa					242	Staunton-Waynesboro, VA					96	Chattanooga		C			48	Memphis					197	Steubenville-Weirton					254	Cheyenne, WY		C			252	Meridian, MS					98	Stockton					3	Chicago		C			11	Miami-Ft. Lauderdale-Hollywood					62	Syracuse					184	Chico, CA		C			26	Milwaukee-Racine					177	Tallahassee					30	Cincinnati		C			18	Minneapolis-St. Paul					22	Tampa-St. Petersburg-Clearwater					21	Cleveland		C			257	Minot, ND					168	Terre Haute					85	Coastal North Carolina		C			90	Mobile					228	Texarkana, TX					116	Colorado Springs		C			131	Modesto					70	Toledo					233	Columbia, MO		C			44	Monmouth-Ocean, NJ					167	Topeka					93	Columbia, SC		C			207	Monroe, LA					129	Trenton, NJ					150	Columbus, GA		C			75	Monterey-Salinas-Santa Cruz					212	Tri Cities, WA (Richland-Kennewick-Pasco)					34	Columbus, OH		C			134	Montgomery					65	Tucson					122	Corpus Christi		C			95	Morristown, NJ					57	Tulsa					8	Dallas-Ft. Worth		C			200	Muskegon, MI					205	Tuscaloosa, AL					174	Danbury, CT		C			215	Naples-Marco Island, FL					194	Tyler, TX					245	Danville, IL		C			47	Nashville					130	Utica-Rome					45	Dayton		C			12	Nassau-Suffolk (Long Island)					253	Victoria, TX					120	Daytona Beach		C			84	New Bedford-Fall River, MA					175	Waco					24	Denver-Boulder		C			82	New Haven-Meriden					9	Washington, DC					112	Des Moines		C			32	New Orleans					164	Waterbury, CT					6	Detroit		C			1	New York					201	Waterloo-Cedar Falls					221	Dothan, AL		C			33	Norfolk-Virginia Beach-Newport News					244	Watertown, NY					192	Dubuque, IA		C			224	Northwest Michigan, MI (Traverse City-Petoskey-Charlevoix)					56	West Palm Beach-Boca Raton					147	Duluth-Superior		C			148	Odessa-Midland, TX					182	Wheeling					208	Eau Claire, WI		C			43	Oklahoma City					89	Wichita					79	El Paso		C			69	Omaha-Council Bluffs					219	Wichita Falls, TX					138	Erie		C			49	Orlando					59	Wilkes Barre-Scranton					143	Eugene-Springfield		C			248	Owensboro, KY					229	Williamsport, PA					136	Evansville		C			107	Oxnard-Ventura					77	Wilmington, DE					203	Fargo-Moorhead		C			187	Palm Springs, CA					191	Wilmington, NC					146	Fayetteville, NC		C			226	Panama City, FL					101	Worcester					169	Fayetteville-Springdale, AR		C			195	Parkersburg-Manetta, WV-OH					182	Yakima, WA					100	Flint		C			227	Pascagoula-Moss Point, MS					104	York					133	Ft. Myers, FL		C									81	Youngstown-Warren					160	Ft. Pierce, FL		C															185	Ft. Smith, AR		C															204	Ft. Walton Beach, FL		C															123	Ft. Wayne		C																																																																				
198	Albany-Corvallis-Lebanon, OR		C			247	Grand Junction, CO		C			15	Pittsburgh					53	Albany-Schenectady-Troy		C			64	Grand Rapids					157	Portland, ME					80	Albuquerque		C			251	Great Falls, MT		C			25	Portland, OR					195	Alexandria, LA		C			180	Green Bay					117	Portsmouth-Dover-Rochester					60	Allentown-Bethlehem		C			50	Greensboro-Winston Salem-High Point					144	Poughkeepsie, NY					211	Altoona					67	Greenville-Spartanburg					28	Providence-Warwick-Pawtucket					171	Amarillo					154	Hagerstown-Chambersburg-Waynesboro, MD-PA					223	Pueblo					20	Anaheim-Santa Ana (Orange County)					72	Harrisburg-Lebanon-Carlisle					114	Quad Cities (Davenport-Rock Island-Moline)					156	Anchorage					40	Hartford-New Britain-Middletown					61	Raleigh-Durham					140	Ann Arbor					55	Honolulu					239	Rapid City, SD					132	Appleton-Oshkosh					10	Houston-Galveston					128	Reading, PA					176	Asheville					127	Huntington-Ashland					209	Redding, CA					13	Atlanta					115	Huntsville					155	Reno					162	Atlantic City					36	Indianapolis					54	Richmond					109	Augusta, GA					243	Ithaca, NY					39	Riverside-San Bernardino					230	Augusta-Waterville, ME		C			106	Jackson					94	Roanoke-Lynchburg					58	Austin		C			52	Jacksonville					240	Rochester, MN					86	Bakersfield		C			91	Johnson City-Kingsport-Bristol					42	Rochester, NY					16	Baltimore		C			145	Johnstown					137	Rockford					250	Bangor, ME		C			210	Joplin, MO					31	Sacramento					78	Baton Rouge		C			161	Kalamazoo					105	Saginaw-Bay City-Midland					213	Battle Creek, MI		C			27	Kansas City					186	St. Cloud, MN					110	Beaumont-Port Arthur		C			153	Killeen-Temple, TX					14	St. Louis					249	Beckley, WV		C			68	Knoxville					151	Salisbury-Ocean City					259	Big Spring, TX		C			241	La Crosse, WI					37	Salt Lake City-Ogden-Provo					225	Billings		C			220	Lafayette, IN					238	San Angelo, TX					170	Biloxi-Gulfport, MS		C			165	Lafayette, LA					35	San Antonio					141	Binghamton		C			188	Lake Charles, LA					19	San Diego					51	Birmingham		C			113	Lakeland-Winter Haven					66	San Diego North County					246	Bismarck, ND		C			108	Lansing-East Lansing					4	San Francisco					218	Bloomington		C			99	Las Vegas					29	San Jose					135	Boise		C			193	Laurel-Hattiesburg, MS					173	Santa Barbara, CA					7	Boston		C			231	Lawton, OK					235	Santa Fe, NM					159	Boulder, CO		C			126	Lexington-Fayette					118	Santa Rosa, CA					258	Bozeman, MT		C			166	Lincoln					88	Sarasota-Bradenton					92	Bridgeport		C			83	Little Rock					149	Savannah					38	Buffalo-Niagara Falls		C			190	Longview-Marshall, TX					17	Seattle-Tacoma					216	Burlington, VT		C			2	Los Angeles					102	Shreveport					103	Canton		C			46	Louisville					232	Sioux City, IA					178	Cape Cod, MA		C			163	Lubbock					202	Sioux Falls					237	Cape May, NJ		C			222	Lufkin-Nacogdoches, TX					152	South Bend					255	Casper		C			139	Macon					97	Spokane					189	Cedar Rapids		C			120	Madison					172	Springfield, IL					87	Charleston, SC		C			179	Manchester					71	Springfield, MA					142	Charleston, WV		C			76	McAllen-Brownsville					158	Springfield, MO					41	Charlotte-Gastonia-Rock Hill		C			206	Medford-Ashland, OR					125	Stamford-Norwalk, CT					217	Charlotteville, VA		C			111	Melbourne-Titusville-Cocoa					242	Staunton-Waynesboro, VA					96	Chattanooga		C			48	Memphis					197	Steubenville-Weirton					254	Cheyenne, WY		C			252	Meridian, MS					98	Stockton					3	Chicago		C			11	Miami-Ft. Lauderdale-Hollywood					62	Syracuse					184	Chico, CA		C			26	Milwaukee-Racine					177	Tallahassee					30	Cincinnati		C			18	Minneapolis-St. Paul					22	Tampa-St. Petersburg-Clearwater					21	Cleveland		C			257	Minot, ND					168	Terre Haute					85	Coastal North Carolina		C			90	Mobile					228	Texarkana, TX					116	Colorado Springs		C			131	Modesto					70	Toledo					233	Columbia, MO		C			44	Monmouth-Ocean, NJ					167	Topeka					93	Columbia, SC		C			207	Monroe, LA					129	Trenton, NJ					150	Columbus, GA		C			75	Monterey-Salinas-Santa Cruz					212	Tri Cities, WA (Richland-Kennewick-Pasco)					34	Columbus, OH		C			134	Montgomery					65	Tucson					122	Corpus Christi		C			95	Morristown, NJ					57	Tulsa					8	Dallas-Ft. Worth		C			200	Muskegon, MI					205	Tuscaloosa, AL					174	Danbury, CT		C			215	Naples-Marco Island, FL					194	Tyler, TX					245	Danville, IL		C			47	Nashville					130	Utica-Rome					45	Dayton		C			12	Nassau-Suffolk (Long Island)					253	Victoria, TX					120	Daytona Beach		C			84	New Bedford-Fall River, MA					175	Waco					24	Denver-Boulder		C			82	New Haven-Meriden					9	Washington, DC					112	Des Moines		C			32	New Orleans					164	Waterbury, CT					6	Detroit		C			1	New York					201	Waterloo-Cedar Falls					221	Dothan, AL		C			33	Norfolk-Virginia Beach-Newport News					244	Watertown, NY					192	Dubuque, IA		C			224	Northwest Michigan, MI (Traverse City-Petoskey-Charlevoix)					56	West Palm Beach-Boca Raton					147	Duluth-Superior		C			148	Odessa-Midland, TX					182	Wheeling					208	Eau Claire, WI		C			43	Oklahoma City					89	Wichita					79	El Paso		C			69	Omaha-Council Bluffs					219	Wichita Falls, TX					138	Erie		C			49	Orlando					59	Wilkes Barre-Scranton					143	Eugene-Springfield		C			248	Owensboro, KY					229	Williamsport, PA					136	Evansville		C			107	Oxnard-Ventura					77	Wilmington, DE					203	Fargo-Moorhead		C			187	Palm Springs, CA					191	Wilmington, NC					146	Fayetteville, NC		C			226	Panama City, FL					101	Worcester					169	Fayetteville-Springdale, AR		C			195	Parkersburg-Manetta, WV-OH					182	Yakima, WA					100	Flint		C			227	Pascagoula-Moss Point, MS					104	York					133	Ft. Myers, FL		C									81	Youngstown-Warren					160	Ft. Pierce, FL		C															185	Ft. Smith, AR		C															204	Ft. Walton Beach, FL		C															123	Ft. Wayne		C																																																																																						
53	Albany-Schenectady-Troy		C			64	Grand Rapids					157	Portland, ME					80	Albuquerque		C			251	Great Falls, MT		C			25	Portland, OR					195	Alexandria, LA		C			180	Green Bay					117	Portsmouth-Dover-Rochester					60	Allentown-Bethlehem		C			50	Greensboro-Winston Salem-High Point					144	Poughkeepsie, NY					211	Altoona					67	Greenville-Spartanburg					28	Providence-Warwick-Pawtucket					171	Amarillo					154	Hagerstown-Chambersburg-Waynesboro, MD-PA					223	Pueblo					20	Anaheim-Santa Ana (Orange County)					72	Harrisburg-Lebanon-Carlisle					114	Quad Cities (Davenport-Rock Island-Moline)					156	Anchorage					40	Hartford-New Britain-Middletown					61	Raleigh-Durham					140	Ann Arbor					55	Honolulu					239	Rapid City, SD					132	Appleton-Oshkosh					10	Houston-Galveston					128	Reading, PA					176	Asheville					127	Huntington-Ashland					209	Redding, CA					13	Atlanta					115	Huntsville					155	Reno					162	Atlantic City					36	Indianapolis					54	Richmond					109	Augusta, GA					243	Ithaca, NY					39	Riverside-San Bernardino					230	Augusta-Waterville, ME		C			106	Jackson					94	Roanoke-Lynchburg					58	Austin		C			52	Jacksonville					240	Rochester, MN					86	Bakersfield		C			91	Johnson City-Kingsport-Bristol					42	Rochester, NY					16	Baltimore		C			145	Johnstown					137	Rockford					250	Bangor, ME		C			210	Joplin, MO					31	Sacramento					78	Baton Rouge		C			161	Kalamazoo					105	Saginaw-Bay City-Midland					213	Battle Creek, MI		C			27	Kansas City					186	St. Cloud, MN					110	Beaumont-Port Arthur		C			153	Killeen-Temple, TX					14	St. Louis					249	Beckley, WV		C			68	Knoxville					151	Salisbury-Ocean City					259	Big Spring, TX		C			241	La Crosse, WI					37	Salt Lake City-Ogden-Provo					225	Billings		C			220	Lafayette, IN					238	San Angelo, TX					170	Biloxi-Gulfport, MS		C			165	Lafayette, LA					35	San Antonio					141	Binghamton		C			188	Lake Charles, LA					19	San Diego					51	Birmingham		C			113	Lakeland-Winter Haven					66	San Diego North County					246	Bismarck, ND		C			108	Lansing-East Lansing					4	San Francisco					218	Bloomington		C			99	Las Vegas					29	San Jose					135	Boise		C			193	Laurel-Hattiesburg, MS					173	Santa Barbara, CA					7	Boston		C			231	Lawton, OK					235	Santa Fe, NM					159	Boulder, CO		C			126	Lexington-Fayette					118	Santa Rosa, CA					258	Bozeman, MT		C			166	Lincoln					88	Sarasota-Bradenton					92	Bridgeport		C			83	Little Rock					149	Savannah					38	Buffalo-Niagara Falls		C			190	Longview-Marshall, TX					17	Seattle-Tacoma					216	Burlington, VT		C			2	Los Angeles					102	Shreveport					103	Canton		C			46	Louisville					232	Sioux City, IA					178	Cape Cod, MA		C			163	Lubbock					202	Sioux Falls					237	Cape May, NJ		C			222	Lufkin-Nacogdoches, TX					152	South Bend					255	Casper		C			139	Macon					97	Spokane					189	Cedar Rapids		C			120	Madison					172	Springfield, IL					87	Charleston, SC		C			179	Manchester					71	Springfield, MA					142	Charleston, WV		C			76	McAllen-Brownsville					158	Springfield, MO					41	Charlotte-Gastonia-Rock Hill		C			206	Medford-Ashland, OR					125	Stamford-Norwalk, CT					217	Charlotteville, VA		C			111	Melbourne-Titusville-Cocoa					242	Staunton-Waynesboro, VA					96	Chattanooga		C			48	Memphis					197	Steubenville-Weirton					254	Cheyenne, WY		C			252	Meridian, MS					98	Stockton					3	Chicago		C			11	Miami-Ft. Lauderdale-Hollywood					62	Syracuse					184	Chico, CA		C			26	Milwaukee-Racine					177	Tallahassee					30	Cincinnati		C			18	Minneapolis-St. Paul					22	Tampa-St. Petersburg-Clearwater					21	Cleveland		C			257	Minot, ND					168	Terre Haute					85	Coastal North Carolina		C			90	Mobile					228	Texarkana, TX					116	Colorado Springs		C			131	Modesto					70	Toledo					233	Columbia, MO		C			44	Monmouth-Ocean, NJ					167	Topeka					93	Columbia, SC		C			207	Monroe, LA					129	Trenton, NJ					150	Columbus, GA		C			75	Monterey-Salinas-Santa Cruz					212	Tri Cities, WA (Richland-Kennewick-Pasco)					34	Columbus, OH		C			134	Montgomery					65	Tucson					122	Corpus Christi		C			95	Morristown, NJ					57	Tulsa					8	Dallas-Ft. Worth		C			200	Muskegon, MI					205	Tuscaloosa, AL					174	Danbury, CT		C			215	Naples-Marco Island, FL					194	Tyler, TX					245	Danville, IL		C			47	Nashville					130	Utica-Rome					45	Dayton		C			12	Nassau-Suffolk (Long Island)					253	Victoria, TX					120	Daytona Beach		C			84	New Bedford-Fall River, MA					175	Waco					24	Denver-Boulder		C			82	New Haven-Meriden					9	Washington, DC					112	Des Moines		C			32	New Orleans					164	Waterbury, CT					6	Detroit		C			1	New York					201	Waterloo-Cedar Falls					221	Dothan, AL		C			33	Norfolk-Virginia Beach-Newport News					244	Watertown, NY					192	Dubuque, IA		C			224	Northwest Michigan, MI (Traverse City-Petoskey-Charlevoix)					56	West Palm Beach-Boca Raton					147	Duluth-Superior		C			148	Odessa-Midland, TX					182	Wheeling					208	Eau Claire, WI		C			43	Oklahoma City					89	Wichita					79	El Paso		C			69	Omaha-Council Bluffs					219	Wichita Falls, TX					138	Erie		C			49	Orlando					59	Wilkes Barre-Scranton					143	Eugene-Springfield		C			248	Owensboro, KY					229	Williamsport, PA					136	Evansville		C			107	Oxnard-Ventura					77	Wilmington, DE					203	Fargo-Moorhead		C			187	Palm Springs, CA					191	Wilmington, NC					146	Fayetteville, NC		C			226	Panama City, FL					101	Worcester					169	Fayetteville-Springdale, AR		C			195	Parkersburg-Manetta, WV-OH					182	Yakima, WA					100	Flint		C			227	Pascagoula-Moss Point, MS					104	York					133	Ft. Myers, FL		C									81	Youngstown-Warren					160	Ft. Pierce, FL		C															185	Ft. Smith, AR		C															204	Ft. Walton Beach, FL		C															123	Ft. Wayne		C																																																																																																								
80	Albuquerque		C			251	Great Falls, MT		C			25	Portland, OR					195	Alexandria, LA		C			180	Green Bay					117	Portsmouth-Dover-Rochester					60	Allentown-Bethlehem		C			50	Greensboro-Winston Salem-High Point					144	Poughkeepsie, NY					211	Altoona					67	Greenville-Spartanburg					28	Providence-Warwick-Pawtucket					171	Amarillo					154	Hagerstown-Chambersburg-Waynesboro, MD-PA					223	Pueblo					20	Anaheim-Santa Ana (Orange County)					72	Harrisburg-Lebanon-Carlisle					114	Quad Cities (Davenport-Rock Island-Moline)					156	Anchorage					40	Hartford-New Britain-Middletown					61	Raleigh-Durham					140	Ann Arbor					55	Honolulu					239	Rapid City, SD					132	Appleton-Oshkosh					10	Houston-Galveston					128	Reading, PA					176	Asheville					127	Huntington-Ashland					209	Redding, CA					13	Atlanta					115	Huntsville					155	Reno					162	Atlantic City					36	Indianapolis					54	Richmond					109	Augusta, GA					243	Ithaca, NY					39	Riverside-San Bernardino					230	Augusta-Waterville, ME		C			106	Jackson					94	Roanoke-Lynchburg					58	Austin		C			52	Jacksonville					240	Rochester, MN					86	Bakersfield		C			91	Johnson City-Kingsport-Bristol					42	Rochester, NY					16	Baltimore		C			145	Johnstown					137	Rockford					250	Bangor, ME		C			210	Joplin, MO					31	Sacramento					78	Baton Rouge		C			161	Kalamazoo					105	Saginaw-Bay City-Midland					213	Battle Creek, MI		C			27	Kansas City					186	St. Cloud, MN					110	Beaumont-Port Arthur		C			153	Killeen-Temple, TX					14	St. Louis					249	Beckley, WV		C			68	Knoxville					151	Salisbury-Ocean City					259	Big Spring, TX		C			241	La Crosse, WI					37	Salt Lake City-Ogden-Provo					225	Billings		C			220	Lafayette, IN					238	San Angelo, TX					170	Biloxi-Gulfport, MS		C			165	Lafayette, LA					35	San Antonio					141	Binghamton		C			188	Lake Charles, LA					19	San Diego					51	Birmingham		C			113	Lakeland-Winter Haven					66	San Diego North County					246	Bismarck, ND		C			108	Lansing-East Lansing					4	San Francisco					218	Bloomington		C			99	Las Vegas					29	San Jose					135	Boise		C			193	Laurel-Hattiesburg, MS					173	Santa Barbara, CA					7	Boston		C			231	Lawton, OK					235	Santa Fe, NM					159	Boulder, CO		C			126	Lexington-Fayette					118	Santa Rosa, CA					258	Bozeman, MT		C			166	Lincoln					88	Sarasota-Bradenton					92	Bridgeport		C			83	Little Rock					149	Savannah					38	Buffalo-Niagara Falls		C			190	Longview-Marshall, TX					17	Seattle-Tacoma					216	Burlington, VT		C			2	Los Angeles					102	Shreveport					103	Canton		C			46	Louisville					232	Sioux City, IA					178	Cape Cod, MA		C			163	Lubbock					202	Sioux Falls					237	Cape May, NJ		C			222	Lufkin-Nacogdoches, TX					152	South Bend					255	Casper		C			139	Macon					97	Spokane					189	Cedar Rapids		C			120	Madison					172	Springfield, IL					87	Charleston, SC		C			179	Manchester					71	Springfield, MA					142	Charleston, WV		C			76	McAllen-Brownsville					158	Springfield, MO					41	Charlotte-Gastonia-Rock Hill		C			206	Medford-Ashland, OR					125	Stamford-Norwalk, CT					217	Charlotteville, VA		C			111	Melbourne-Titusville-Cocoa					242	Staunton-Waynesboro, VA					96	Chattanooga		C			48	Memphis					197	Steubenville-Weirton					254	Cheyenne, WY		C			252	Meridian, MS					98	Stockton					3	Chicago		C			11	Miami-Ft. Lauderdale-Hollywood					62	Syracuse					184	Chico, CA		C			26	Milwaukee-Racine					177	Tallahassee					30	Cincinnati		C			18	Minneapolis-St. Paul					22	Tampa-St. Petersburg-Clearwater					21	Cleveland		C			257	Minot, ND					168	Terre Haute					85	Coastal North Carolina		C			90	Mobile					228	Texarkana, TX					116	Colorado Springs		C			131	Modesto					70	Toledo					233	Columbia, MO		C			44	Monmouth-Ocean, NJ					167	Topeka					93	Columbia, SC		C			207	Monroe, LA					129	Trenton, NJ					150	Columbus, GA		C			75	Monterey-Salinas-Santa Cruz					212	Tri Cities, WA (Richland-Kennewick-Pasco)					34	Columbus, OH		C			134	Montgomery					65	Tucson					122	Corpus Christi		C			95	Morristown, NJ					57	Tulsa					8	Dallas-Ft. Worth		C			200	Muskegon, MI					205	Tuscaloosa, AL					174	Danbury, CT		C			215	Naples-Marco Island, FL					194	Tyler, TX					245	Danville, IL		C			47	Nashville					130	Utica-Rome					45	Dayton		C			12	Nassau-Suffolk (Long Island)					253	Victoria, TX					120	Daytona Beach		C			84	New Bedford-Fall River, MA					175	Waco					24	Denver-Boulder		C			82	New Haven-Meriden					9	Washington, DC					112	Des Moines		C			32	New Orleans					164	Waterbury, CT					6	Detroit		C			1	New York					201	Waterloo-Cedar Falls					221	Dothan, AL		C			33	Norfolk-Virginia Beach-Newport News					244	Watertown, NY					192	Dubuque, IA		C			224	Northwest Michigan, MI (Traverse City-Petoskey-Charlevoix)					56	West Palm Beach-Boca Raton					147	Duluth-Superior		C			148	Odessa-Midland, TX					182	Wheeling					208	Eau Claire, WI		C			43	Oklahoma City					89	Wichita					79	El Paso		C			69	Omaha-Council Bluffs					219	Wichita Falls, TX					138	Erie		C			49	Orlando					59	Wilkes Barre-Scranton					143	Eugene-Springfield		C			248	Owensboro, KY					229	Williamsport, PA					136	Evansville		C			107	Oxnard-Ventura					77	Wilmington, DE					203	Fargo-Moorhead		C			187	Palm Springs, CA					191	Wilmington, NC					146	Fayetteville, NC		C			226	Panama City, FL					101	Worcester					169	Fayetteville-Springdale, AR		C			195	Parkersburg-Manetta, WV-OH					182	Yakima, WA					100	Flint		C			227	Pascagoula-Moss Point, MS					104	York					133	Ft. Myers, FL		C									81	Youngstown-Warren					160	Ft. Pierce, FL		C															185	Ft. Smith, AR		C															204	Ft. Walton Beach, FL		C															123	Ft. Wayne		C																																																																																																																										
195	Alexandria, LA		C			180	Green Bay					117	Portsmouth-Dover-Rochester					60	Allentown-Bethlehem		C			50	Greensboro-Winston Salem-High Point					144	Poughkeepsie, NY					211	Altoona					67	Greenville-Spartanburg					28	Providence-Warwick-Pawtucket					171	Amarillo					154	Hagerstown-Chambersburg-Waynesboro, MD-PA					223	Pueblo					20	Anaheim-Santa Ana (Orange County)					72	Harrisburg-Lebanon-Carlisle					114	Quad Cities (Davenport-Rock Island-Moline)					156	Anchorage					40	Hartford-New Britain-Middletown					61	Raleigh-Durham					140	Ann Arbor					55	Honolulu					239	Rapid City, SD					132	Appleton-Oshkosh					10	Houston-Galveston					128	Reading, PA					176	Asheville					127	Huntington-Ashland					209	Redding, CA					13	Atlanta					115	Huntsville					155	Reno					162	Atlantic City					36	Indianapolis					54	Richmond					109	Augusta, GA					243	Ithaca, NY					39	Riverside-San Bernardino					230	Augusta-Waterville, ME		C			106	Jackson					94	Roanoke-Lynchburg					58	Austin		C			52	Jacksonville					240	Rochester, MN					86	Bakersfield		C			91	Johnson City-Kingsport-Bristol					42	Rochester, NY					16	Baltimore		C			145	Johnstown					137	Rockford					250	Bangor, ME		C			210	Joplin, MO					31	Sacramento					78	Baton Rouge		C			161	Kalamazoo					105	Saginaw-Bay City-Midland					213	Battle Creek, MI		C			27	Kansas City					186	St. Cloud, MN					110	Beaumont-Port Arthur		C			153	Killeen-Temple, TX					14	St. Louis					249	Beckley, WV		C			68	Knoxville					151	Salisbury-Ocean City					259	Big Spring, TX		C			241	La Crosse, WI					37	Salt Lake City-Ogden-Provo					225	Billings		C			220	Lafayette, IN					238	San Angelo, TX					170	Biloxi-Gulfport, MS		C			165	Lafayette, LA					35	San Antonio					141	Binghamton		C			188	Lake Charles, LA					19	San Diego					51	Birmingham		C			113	Lakeland-Winter Haven					66	San Diego North County					246	Bismarck, ND		C			108	Lansing-East Lansing					4	San Francisco					218	Bloomington		C			99	Las Vegas					29	San Jose					135	Boise		C			193	Laurel-Hattiesburg, MS					173	Santa Barbara, CA					7	Boston		C			231	Lawton, OK					235	Santa Fe, NM					159	Boulder, CO		C			126	Lexington-Fayette					118	Santa Rosa, CA					258	Bozeman, MT		C			166	Lincoln					88	Sarasota-Bradenton					92	Bridgeport		C			83	Little Rock					149	Savannah					38	Buffalo-Niagara Falls		C			190	Longview-Marshall, TX					17	Seattle-Tacoma					216	Burlington, VT		C			2	Los Angeles					102	Shreveport					103	Canton		C			46	Louisville					232	Sioux City, IA					178	Cape Cod, MA		C			163	Lubbock					202	Sioux Falls					237	Cape May, NJ		C			222	Lufkin-Nacogdoches, TX					152	South Bend					255	Casper		C			139	Macon					97	Spokane					189	Cedar Rapids		C			120	Madison					172	Springfield, IL					87	Charleston, SC		C			179	Manchester					71	Springfield, MA					142	Charleston, WV		C			76	McAllen-Brownsville					158	Springfield, MO					41	Charlotte-Gastonia-Rock Hill		C			206	Medford-Ashland, OR					125	Stamford-Norwalk, CT					217	Charlotteville, VA		C			111	Melbourne-Titusville-Cocoa					242	Staunton-Waynesboro, VA					96	Chattanooga		C			48	Memphis					197	Steubenville-Weirton					254	Cheyenne, WY		C			252	Meridian, MS					98	Stockton					3	Chicago		C			11	Miami-Ft. Lauderdale-Hollywood					62	Syracuse					184	Chico, CA		C			26	Milwaukee-Racine					177	Tallahassee					30	Cincinnati		C			18	Minneapolis-St. Paul					22	Tampa-St. Petersburg-Clearwater					21	Cleveland		C			257	Minot, ND					168	Terre Haute					85	Coastal North Carolina		C			90	Mobile					228	Texarkana, TX					116	Colorado Springs		C			131	Modesto					70	Toledo					233	Columbia, MO		C			44	Monmouth-Ocean, NJ					167	Topeka					93	Columbia, SC		C			207	Monroe, LA					129	Trenton, NJ					150	Columbus, GA		C			75	Monterey-Salinas-Santa Cruz					212	Tri Cities, WA (Richland-Kennewick-Pasco)					34	Columbus, OH		C			134	Montgomery					65	Tucson					122	Corpus Christi		C			95	Morristown, NJ					57	Tulsa					8	Dallas-Ft. Worth		C			200	Muskegon, MI					205	Tuscaloosa, AL					174	Danbury, CT		C			215	Naples-Marco Island, FL					194	Tyler, TX					245	Danville, IL		C			47	Nashville					130	Utica-Rome					45	Dayton		C			12	Nassau-Suffolk (Long Island)					253	Victoria, TX					120	Daytona Beach		C			84	New Bedford-Fall River, MA					175	Waco					24	Denver-Boulder		C			82	New Haven-Meriden					9	Washington, DC					112	Des Moines		C			32	New Orleans					164	Waterbury, CT					6	Detroit		C			1	New York					201	Waterloo-Cedar Falls					221	Dothan, AL		C			33	Norfolk-Virginia Beach-Newport News					244	Watertown, NY					192	Dubuque, IA		C			224	Northwest Michigan, MI (Traverse City-Petoskey-Charlevoix)					56	West Palm Beach-Boca Raton					147	Duluth-Superior		C			148	Odessa-Midland, TX					182	Wheeling					208	Eau Claire, WI		C			43	Oklahoma City					89	Wichita					79	El Paso		C			69	Omaha-Council Bluffs					219	Wichita Falls, TX					138	Erie		C			49	Orlando					59	Wilkes Barre-Scranton					143	Eugene-Springfield		C			248	Owensboro, KY					229	Williamsport, PA					136	Evansville		C			107	Oxnard-Ventura					77	Wilmington, DE					203	Fargo-Moorhead		C			187	Palm Springs, CA					191	Wilmington, NC					146	Fayetteville, NC		C			226	Panama City, FL					101	Worcester					169	Fayetteville-Springdale, AR		C			195	Parkersburg-Manetta, WV-OH					182	Yakima, WA					100	Flint		C			227	Pascagoula-Moss Point, MS					104	York					133	Ft. Myers, FL		C									81	Youngstown-Warren					160	Ft. Pierce, FL		C															185	Ft. Smith, AR		C															204	Ft. Walton Beach, FL		C															123	Ft. Wayne		C																																																																																																																																												
60	Allentown-Bethlehem		C			50	Greensboro-Winston Salem-High Point					144	Poughkeepsie, NY					211	Altoona					67	Greenville-Spartanburg					28	Providence-Warwick-Pawtucket					171	Amarillo					154	Hagerstown-Chambersburg-Waynesboro, MD-PA					223	Pueblo					20	Anaheim-Santa Ana (Orange County)					72	Harrisburg-Lebanon-Carlisle					114	Quad Cities (Davenport-Rock Island-Moline)					156	Anchorage					40	Hartford-New Britain-Middletown					61	Raleigh-Durham					140	Ann Arbor					55	Honolulu					239	Rapid City, SD					132	Appleton-Oshkosh					10	Houston-Galveston					128	Reading, PA					176	Asheville					127	Huntington-Ashland					209	Redding, CA					13	Atlanta					115	Huntsville					155	Reno					162	Atlantic City					36	Indianapolis					54	Richmond					109	Augusta, GA					243	Ithaca, NY					39	Riverside-San Bernardino					230	Augusta-Waterville, ME		C			106	Jackson					94	Roanoke-Lynchburg					58	Austin		C			52	Jacksonville					240	Rochester, MN					86	Bakersfield		C			91	Johnson City-Kingsport-Bristol					42	Rochester, NY					16	Baltimore		C			145	Johnstown					137	Rockford					250	Bangor, ME		C			210	Joplin, MO					31	Sacramento					78	Baton Rouge		C			161	Kalamazoo					105	Saginaw-Bay City-Midland					213	Battle Creek, MI		C			27	Kansas City					186	St. Cloud, MN					110	Beaumont-Port Arthur		C			153	Killeen-Temple, TX					14	St. Louis					249	Beckley, WV		C			68	Knoxville					151	Salisbury-Ocean City					259	Big Spring, TX		C			241	La Crosse, WI					37	Salt Lake City-Ogden-Provo					225	Billings		C			220	Lafayette, IN					238	San Angelo, TX					170	Biloxi-Gulfport, MS		C			165	Lafayette, LA					35	San Antonio					141	Binghamton		C			188	Lake Charles, LA					19	San Diego					51	Birmingham		C			113	Lakeland-Winter Haven					66	San Diego North County					246	Bismarck, ND		C			108	Lansing-East Lansing					4	San Francisco					218	Bloomington		C			99	Las Vegas					29	San Jose					135	Boise		C			193	Laurel-Hattiesburg, MS					173	Santa Barbara, CA					7	Boston		C			231	Lawton, OK					235	Santa Fe, NM					159	Boulder, CO		C			126	Lexington-Fayette					118	Santa Rosa, CA					258	Bozeman, MT		C			166	Lincoln					88	Sarasota-Bradenton					92	Bridgeport		C			83	Little Rock					149	Savannah					38	Buffalo-Niagara Falls		C			190	Longview-Marshall, TX					17	Seattle-Tacoma					216	Burlington, VT		C			2	Los Angeles					102	Shreveport					103	Canton		C			46	Louisville					232	Sioux City, IA					178	Cape Cod, MA		C			163	Lubbock					202	Sioux Falls					237	Cape May, NJ		C			222	Lufkin-Nacogdoches, TX					152	South Bend					255	Casper		C			139	Macon					97	Spokane					189	Cedar Rapids		C			120	Madison					172	Springfield, IL					87	Charleston, SC		C			179	Manchester					71	Springfield, MA					142	Charleston, WV		C			76	McAllen-Brownsville					158	Springfield, MO					41	Charlotte-Gastonia-Rock Hill		C			206	Medford-Ashland, OR					125	Stamford-Norwalk, CT					217	Charlotteville, VA		C			111	Melbourne-Titusville-Cocoa					242	Staunton-Waynesboro, VA					96	Chattanooga		C			48	Memphis					197	Steubenville-Weirton					254	Cheyenne, WY		C			252	Meridian, MS					98	Stockton					3	Chicago		C			11	Miami-Ft. Lauderdale-Hollywood					62	Syracuse					184	Chico, CA		C			26	Milwaukee-Racine					177	Tallahassee					30	Cincinnati		C			18	Minneapolis-St. Paul					22	Tampa-St. Petersburg-Clearwater					21	Cleveland		C			257	Minot, ND					168	Terre Haute					85	Coastal North Carolina		C			90	Mobile					228	Texarkana, TX					116	Colorado Springs		C			131	Modesto					70	Toledo					233	Columbia, MO		C			44	Monmouth-Ocean, NJ					167	Topeka					93	Columbia, SC		C			207	Monroe, LA					129	Trenton, NJ					150	Columbus, GA		C			75	Monterey-Salinas-Santa Cruz					212	Tri Cities, WA (Richland-Kennewick-Pasco)					34	Columbus, OH		C			134	Montgomery					65	Tucson					122	Corpus Christi		C			95	Morristown, NJ					57	Tulsa					8	Dallas-Ft. Worth		C			200	Muskegon, MI					205	Tuscaloosa, AL					174	Danbury, CT		C			215	Naples-Marco Island, FL					194	Tyler, TX					245	Danville, IL		C			47	Nashville					130	Utica-Rome					45	Dayton		C			12	Nassau-Suffolk (Long Island)					253	Victoria, TX					120	Daytona Beach		C			84	New Bedford-Fall River, MA					175	Waco					24	Denver-Boulder		C			82	New Haven-Meriden					9	Washington, DC					112	Des Moines		C			32	New Orleans					164	Waterbury, CT					6	Detroit		C			1	New York					201	Waterloo-Cedar Falls					221	Dothan, AL		C			33	Norfolk-Virginia Beach-Newport News					244	Watertown, NY					192	Dubuque, IA		C			224	Northwest Michigan, MI (Traverse City-Petoskey-Charlevoix)					56	West Palm Beach-Boca Raton					147	Duluth-Superior		C			148	Odessa-Midland, TX					182	Wheeling					208	Eau Claire, WI		C			43	Oklahoma City					89	Wichita					79	El Paso		C			69	Omaha-Council Bluffs					219	Wichita Falls, TX					138	Erie		C			49	Orlando					59	Wilkes Barre-Scranton					143	Eugene-Springfield		C			248	Owensboro, KY					229	Williamsport, PA					136	Evansville		C			107	Oxnard-Ventura					77	Wilmington, DE					203	Fargo-Moorhead		C			187	Palm Springs, CA					191	Wilmington, NC					146	Fayetteville, NC		C			226	Panama City, FL					101	Worcester					169	Fayetteville-Springdale, AR		C			195	Parkersburg-Manetta, WV-OH					182	Yakima, WA					100	Flint		C			227	Pascagoula-Moss Point, MS					104	York					133	Ft. Myers, FL		C									81	Youngstown-Warren					160	Ft. Pierce, FL		C															185	Ft. Smith, AR		C															204	Ft. Walton Beach, FL		C															123	Ft. Wayne		C																																																																																																																																																														
211	Altoona					67	Greenville-Spartanburg					28	Providence-Warwick-Pawtucket					171	Amarillo					154	Hagerstown-Chambersburg-Waynesboro, MD-PA					223	Pueblo					20	Anaheim-Santa Ana (Orange County)					72	Harrisburg-Lebanon-Carlisle					114	Quad Cities (Davenport-Rock Island-Moline)					156	Anchorage					40	Hartford-New Britain-Middletown					61	Raleigh-Durham					140	Ann Arbor					55	Honolulu					239	Rapid City, SD					132	Appleton-Oshkosh					10	Houston-Galveston					128	Reading, PA					176	Asheville					127	Huntington-Ashland					209	Redding, CA					13	Atlanta					115	Huntsville					155	Reno					162	Atlantic City					36	Indianapolis					54	Richmond					109	Augusta, GA					243	Ithaca, NY					39	Riverside-San Bernardino					230	Augusta-Waterville, ME		C			106	Jackson					94	Roanoke-Lynchburg					58	Austin		C			52	Jacksonville					240	Rochester, MN					86	Bakersfield		C			91	Johnson City-Kingsport-Bristol					42	Rochester, NY					16	Baltimore		C			145	Johnstown					137	Rockford					250	Bangor, ME		C			210	Joplin, MO					31	Sacramento					78	Baton Rouge		C			161	Kalamazoo					105	Saginaw-Bay City-Midland					213	Battle Creek, MI		C			27	Kansas City					186	St. Cloud, MN					110	Beaumont-Port Arthur		C			153	Killeen-Temple, TX					14	St. Louis					249	Beckley, WV		C			68	Knoxville					151	Salisbury-Ocean City					259	Big Spring, TX		C			241	La Crosse, WI					37	Salt Lake City-Ogden-Provo					225	Billings		C			220	Lafayette, IN					238	San Angelo, TX					170	Biloxi-Gulfport, MS		C			165	Lafayette, LA					35	San Antonio					141	Binghamton		C			188	Lake Charles, LA					19	San Diego					51	Birmingham		C			113	Lakeland-Winter Haven					66	San Diego North County					246	Bismarck, ND		C			108	Lansing-East Lansing					4	San Francisco					218	Bloomington		C			99	Las Vegas					29	San Jose					135	Boise		C			193	Laurel-Hattiesburg, MS					173	Santa Barbara, CA					7	Boston		C			231	Lawton, OK					235	Santa Fe, NM					159	Boulder, CO		C			126	Lexington-Fayette					118	Santa Rosa, CA					258	Bozeman, MT		C			166	Lincoln					88	Sarasota-Bradenton					92	Bridgeport		C			83	Little Rock					149	Savannah					38	Buffalo-Niagara Falls		C			190	Longview-Marshall, TX					17	Seattle-Tacoma					216	Burlington, VT		C			2	Los Angeles					102	Shreveport					103	Canton		C			46	Louisville					232	Sioux City, IA					178	Cape Cod, MA		C			163	Lubbock					202	Sioux Falls					237	Cape May, NJ		C			222	Lufkin-Nacogdoches, TX					152	South Bend					255	Casper		C			139	Macon					97	Spokane					189	Cedar Rapids		C			120	Madison					172	Springfield, IL					87	Charleston, SC		C			179	Manchester					71	Springfield, MA					142	Charleston, WV		C			76	McAllen-Brownsville					158	Springfield, MO					41	Charlotte-Gastonia-Rock Hill		C			206	Medford-Ashland, OR					125	Stamford-Norwalk, CT					217	Charlotteville, VA		C			111	Melbourne-Titusville-Cocoa					242	Staunton-Waynesboro, VA					96	Chattanooga		C			48	Memphis					197	Steubenville-Weirton					254	Cheyenne, WY		C			252	Meridian, MS					98	Stockton					3	Chicago		C			11	Miami-Ft. Lauderdale-Hollywood					62	Syracuse					184	Chico, CA		C			26	Milwaukee-Racine					177	Tallahassee					30	Cincinnati		C			18	Minneapolis-St. Paul					22	Tampa-St. Petersburg-Clearwater					21	Cleveland		C			257	Minot, ND					168	Terre Haute					85	Coastal North Carolina		C			90	Mobile					228	Texarkana, TX					116	Colorado Springs		C			131	Modesto					70	Toledo					233	Columbia, MO		C			44	Monmouth-Ocean, NJ					167	Topeka					93	Columbia, SC		C			207	Monroe, LA					129	Trenton, NJ					150	Columbus, GA		C			75	Monterey-Salinas-Santa Cruz					212	Tri Cities, WA (Richland-Kennewick-Pasco)					34	Columbus, OH		C			134	Montgomery					65	Tucson					122	Corpus Christi		C			95	Morristown, NJ					57	Tulsa					8	Dallas-Ft. Worth		C			200	Muskegon, MI					205	Tuscaloosa, AL					174	Danbury, CT		C			215	Naples-Marco Island, FL					194	Tyler, TX					245	Danville, IL		C			47	Nashville					130	Utica-Rome					45	Dayton		C			12	Nassau-Suffolk (Long Island)					253	Victoria, TX					120	Daytona Beach		C			84	New Bedford-Fall River, MA					175	Waco					24	Denver-Boulder		C			82	New Haven-Meriden					9	Washington, DC					112	Des Moines		C			32	New Orleans					164	Waterbury, CT					6	Detroit		C			1	New York					201	Waterloo-Cedar Falls					221	Dothan, AL		C			33	Norfolk-Virginia Beach-Newport News					244	Watertown, NY					192	Dubuque, IA		C			224	Northwest Michigan, MI (Traverse City-Petoskey-Charlevoix)					56	West Palm Beach-Boca Raton					147	Duluth-Superior		C			148	Odessa-Midland, TX					182	Wheeling					208	Eau Claire, WI		C			43	Oklahoma City					89	Wichita					79	El Paso		C			69	Omaha-Council Bluffs					219	Wichita Falls, TX					138	Erie		C			49	Orlando					59	Wilkes Barre-Scranton					143	Eugene-Springfield		C			248	Owensboro, KY					229	Williamsport, PA					136	Evansville		C			107	Oxnard-Ventura					77	Wilmington, DE					203	Fargo-Moorhead		C			187	Palm Springs, CA					191	Wilmington, NC					146	Fayetteville, NC		C			226	Panama City, FL					101	Worcester					169	Fayetteville-Springdale, AR		C			195	Parkersburg-Manetta, WV-OH					182	Yakima, WA					100	Flint		C			227	Pascagoula-Moss Point, MS					104	York					133	Ft. Myers, FL		C									81	Youngstown-Warren					160	Ft. Pierce, FL		C															185	Ft. Smith, AR		C															204	Ft. Walton Beach, FL		C															123	Ft. Wayne		C																																																																																																																																																																																
171	Amarillo					154	Hagerstown-Chambersburg-Waynesboro, MD-PA					223	Pueblo					20	Anaheim-Santa Ana (Orange County)					72	Harrisburg-Lebanon-Carlisle					114	Quad Cities (Davenport-Rock Island-Moline)					156	Anchorage					40	Hartford-New Britain-Middletown					61	Raleigh-Durham					140	Ann Arbor					55	Honolulu					239	Rapid City, SD					132	Appleton-Oshkosh					10	Houston-Galveston					128	Reading, PA					176	Asheville					127	Huntington-Ashland					209	Redding, CA					13	Atlanta					115	Huntsville					155	Reno					162	Atlantic City					36	Indianapolis					54	Richmond					109	Augusta, GA					243	Ithaca, NY					39	Riverside-San Bernardino					230	Augusta-Waterville, ME		C			106	Jackson					94	Roanoke-Lynchburg					58	Austin		C			52	Jacksonville					240	Rochester, MN					86	Bakersfield		C			91	Johnson City-Kingsport-Bristol					42	Rochester, NY					16	Baltimore		C			145	Johnstown					137	Rockford					250	Bangor, ME		C			210	Joplin, MO					31	Sacramento					78	Baton Rouge		C			161	Kalamazoo					105	Saginaw-Bay City-Midland					213	Battle Creek, MI		C			27	Kansas City					186	St. Cloud, MN					110	Beaumont-Port Arthur		C			153	Killeen-Temple, TX					14	St. Louis					249	Beckley, WV		C			68	Knoxville					151	Salisbury-Ocean City					259	Big Spring, TX		C			241	La Crosse, WI					37	Salt Lake City-Ogden-Provo					225	Billings		C			220	Lafayette, IN					238	San Angelo, TX					170	Biloxi-Gulfport, MS		C			165	Lafayette, LA					35	San Antonio					141	Binghamton		C			188	Lake Charles, LA					19	San Diego					51	Birmingham		C			113	Lakeland-Winter Haven					66	San Diego North County					246	Bismarck, ND		C			108	Lansing-East Lansing					4	San Francisco					218	Bloomington		C			99	Las Vegas					29	San Jose					135	Boise		C			193	Laurel-Hattiesburg, MS					173	Santa Barbara, CA					7	Boston		C			231	Lawton, OK					235	Santa Fe, NM					159	Boulder, CO		C			126	Lexington-Fayette					118	Santa Rosa, CA					258	Bozeman, MT		C			166	Lincoln					88	Sarasota-Bradenton					92	Bridgeport		C			83	Little Rock					149	Savannah					38	Buffalo-Niagara Falls		C			190	Longview-Marshall, TX					17	Seattle-Tacoma					216	Burlington, VT		C			2	Los Angeles					102	Shreveport					103	Canton		C			46	Louisville					232	Sioux City, IA					178	Cape Cod, MA		C			163	Lubbock					202	Sioux Falls					237	Cape May, NJ		C			222	Lufkin-Nacogdoches, TX					152	South Bend					255	Casper		C			139	Macon					97	Spokane					189	Cedar Rapids		C			120	Madison					172	Springfield, IL					87	Charleston, SC		C			179	Manchester					71	Springfield, MA					142	Charleston, WV		C			76	McAllen-Brownsville					158	Springfield, MO					41	Charlotte-Gastonia-Rock Hill		C			206	Medford-Ashland, OR					125	Stamford-Norwalk, CT					217	Charlotteville, VA		C			111	Melbourne-Titusville-Cocoa					242	Staunton-Waynesboro, VA					96	Chattanooga		C			48	Memphis					197	Steubenville-Weirton					254	Cheyenne, WY		C			252	Meridian, MS					98	Stockton					3	Chicago		C			11	Miami-Ft. Lauderdale-Hollywood					62	Syracuse					184	Chico, CA		C			26	Milwaukee-Racine					177	Tallahassee					30	Cincinnati		C			18	Minneapolis-St. Paul					22	Tampa-St. Petersburg-Clearwater					21	Cleveland		C			257	Minot, ND					168	Terre Haute					85	Coastal North Carolina		C			90	Mobile					228	Texarkana, TX					116	Colorado Springs		C			131	Modesto					70	Toledo					233	Columbia, MO		C			44	Monmouth-Ocean, NJ					167	Topeka					93	Columbia, SC		C			207	Monroe, LA					129	Trenton, NJ					150	Columbus, GA		C			75	Monterey-Salinas-Santa Cruz					212	Tri Cities, WA (Richland-Kennewick-Pasco)					34	Columbus, OH		C			134	Montgomery					65	Tucson					122	Corpus Christi		C			95	Morristown, NJ					57	Tulsa					8	Dallas-Ft. Worth		C			200	Muskegon, MI					205	Tuscaloosa, AL					174	Danbury, CT		C			215	Naples-Marco Island, FL					194	Tyler, TX					245	Danville, IL		C			47	Nashville					130	Utica-Rome					45	Dayton		C			12	Nassau-Suffolk (Long Island)					253	Victoria, TX					120	Daytona Beach		C			84	New Bedford-Fall River, MA					175	Waco					24	Denver-Boulder		C			82	New Haven-Meriden					9	Washington, DC					112	Des Moines		C			32	New Orleans					164	Waterbury, CT					6	Detroit		C			1	New York					201	Waterloo-Cedar Falls					221	Dothan, AL		C			33	Norfolk-Virginia Beach-Newport News					244	Watertown, NY					192	Dubuque, IA		C			224	Northwest Michigan, MI (Traverse City-Petoskey-Charlevoix)					56	West Palm Beach-Boca Raton					147	Duluth-Superior		C			148	Odessa-Midland, TX					182	Wheeling					208	Eau Claire, WI		C			43	Oklahoma City					89	Wichita					79	El Paso		C			69	Omaha-Council Bluffs					219	Wichita Falls, TX					138	Erie		C			49	Orlando					59	Wilkes Barre-Scranton					143	Eugene-Springfield		C			248	Owensboro, KY					229	Williamsport, PA					136	Evansville		C			107	Oxnard-Ventura					77	Wilmington, DE					203	Fargo-Moorhead		C			187	Palm Springs, CA					191	Wilmington, NC					146	Fayetteville, NC		C			226	Panama City, FL					101	Worcester					169	Fayetteville-Springdale, AR		C			195	Parkersburg-Manetta, WV-OH					182	Yakima, WA					100	Flint		C			227	Pascagoula-Moss Point, MS					104	York					133	Ft. Myers, FL		C									81	Youngstown-Warren					160	Ft. Pierce, FL		C															185	Ft. Smith, AR		C															204	Ft. Walton Beach, FL		C															123	Ft. Wayne		C																																																																																																																																																																																																		
20	Anaheim-Santa Ana (Orange County)					72	Harrisburg-Lebanon-Carlisle					114	Quad Cities (Davenport-Rock Island-Moline)					156	Anchorage					40	Hartford-New Britain-Middletown					61	Raleigh-Durham					140	Ann Arbor					55	Honolulu					239	Rapid City, SD					132	Appleton-Oshkosh					10	Houston-Galveston					128	Reading, PA					176	Asheville					127	Huntington-Ashland					209	Redding, CA					13	Atlanta					115	Huntsville					155	Reno					162	Atlantic City					36	Indianapolis					54	Richmond					109	Augusta, GA					243	Ithaca, NY					39	Riverside-San Bernardino					230	Augusta-Waterville, ME		C			106	Jackson					94	Roanoke-Lynchburg					58	Austin		C			52	Jacksonville					240	Rochester, MN					86	Bakersfield		C			91	Johnson City-Kingsport-Bristol					42	Rochester, NY					16	Baltimore		C			145	Johnstown					137	Rockford					250	Bangor, ME		C			210	Joplin, MO					31	Sacramento					78	Baton Rouge		C			161	Kalamazoo					105	Saginaw-Bay City-Midland					213	Battle Creek, MI		C			27	Kansas City					186	St. Cloud, MN					110	Beaumont-Port Arthur		C			153	Killeen-Temple, TX					14	St. Louis					249	Beckley, WV		C			68	Knoxville					151	Salisbury-Ocean City					259	Big Spring, TX		C			241	La Crosse, WI					37	Salt Lake City-Ogden-Provo					225	Billings		C			220	Lafayette, IN					238	San Angelo, TX					170	Biloxi-Gulfport, MS		C			165	Lafayette, LA					35	San Antonio					141	Binghamton		C			188	Lake Charles, LA					19	San Diego					51	Birmingham		C			113	Lakeland-Winter Haven					66	San Diego North County					246	Bismarck, ND		C			108	Lansing-East Lansing					4	San Francisco					218	Bloomington		C			99	Las Vegas					29	San Jose					135	Boise		C			193	Laurel-Hattiesburg, MS					173	Santa Barbara, CA					7	Boston		C			231	Lawton, OK					235	Santa Fe, NM					159	Boulder, CO		C			126	Lexington-Fayette					118	Santa Rosa, CA					258	Bozeman, MT		C			166	Lincoln					88	Sarasota-Bradenton					92	Bridgeport		C			83	Little Rock					149	Savannah					38	Buffalo-Niagara Falls		C			190	Longview-Marshall, TX					17	Seattle-Tacoma					216	Burlington, VT		C			2	Los Angeles					102	Shreveport					103	Canton		C			46	Louisville					232	Sioux City, IA					178	Cape Cod, MA		C			163	Lubbock					202	Sioux Falls					237	Cape May, NJ		C			222	Lufkin-Nacogdoches, TX					152	South Bend					255	Casper		C			139	Macon					97	Spokane					189	Cedar Rapids		C			120	Madison					172	Springfield, IL					87	Charleston, SC		C			179	Manchester					71	Springfield, MA					142	Charleston, WV		C			76	McAllen-Brownsville					158	Springfield, MO					41	Charlotte-Gastonia-Rock Hill		C			206	Medford-Ashland, OR					125	Stamford-Norwalk, CT					217	Charlotteville, VA		C			111	Melbourne-Titusville-Cocoa					242	Staunton-Waynesboro, VA					96	Chattanooga		C			48	Memphis					197	Steubenville-Weirton					254	Cheyenne, WY		C			252	Meridian, MS					98	Stockton					3	Chicago		C			11	Miami-Ft. Lauderdale-Hollywood					62	Syracuse					184	Chico, CA		C			26	Milwaukee-Racine					177	Tallahassee					30	Cincinnati		C			18	Minneapolis-St. Paul					22	Tampa-St. Petersburg-Clearwater					21	Cleveland		C			257	Minot, ND					168	Terre Haute					85	Coastal North Carolina		C			90	Mobile					228	Texarkana, TX					116	Colorado Springs		C			131	Modesto					70	Toledo					233	Columbia, MO		C			44	Monmouth-Ocean, NJ					167	Topeka					93	Columbia, SC		C			207	Monroe, LA					129	Trenton, NJ					150	Columbus, GA		C			75	Monterey-Salinas-Santa Cruz					212	Tri Cities, WA (Richland-Kennewick-Pasco)					34	Columbus, OH		C			134	Montgomery					65	Tucson					122	Corpus Christi		C			95	Morristown, NJ					57	Tulsa					8	Dallas-Ft. Worth		C			200	Muskegon, MI					205	Tuscaloosa, AL					174	Danbury, CT		C			215	Naples-Marco Island, FL					194	Tyler, TX					245	Danville, IL		C			47	Nashville					130	Utica-Rome					45	Dayton		C			12	Nassau-Suffolk (Long Island)					253	Victoria, TX					120	Daytona Beach		C			84	New Bedford-Fall River, MA					175	Waco					24	Denver-Boulder		C			82	New Haven-Meriden					9	Washington, DC					112	Des Moines		C			32	New Orleans					164	Waterbury, CT					6	Detroit		C			1	New York					201	Waterloo-Cedar Falls					221	Dothan, AL		C			33	Norfolk-Virginia Beach-Newport News					244	Watertown, NY					192	Dubuque, IA		C			224	Northwest Michigan, MI (Traverse City-Petoskey-Charlevoix)					56	West Palm Beach-Boca Raton					147	Duluth-Superior		C			148	Odessa-Midland, TX					182	Wheeling					208	Eau Claire, WI		C			43	Oklahoma City					89	Wichita					79	El Paso		C			69	Omaha-Council Bluffs					219	Wichita Falls, TX					138	Erie		C			49	Orlando					59	Wilkes Barre-Scranton					143	Eugene-Springfield		C			248	Owensboro, KY					229	Williamsport, PA					136	Evansville		C			107	Oxnard-Ventura					77	Wilmington, DE					203	Fargo-Moorhead		C			187	Palm Springs, CA					191	Wilmington, NC					146	Fayetteville, NC		C			226	Panama City, FL					101	Worcester					169	Fayetteville-Springdale, AR		C			195	Parkersburg-Manetta, WV-OH					182	Yakima, WA					100	Flint		C			227	Pascagoula-Moss Point, MS					104	York					133	Ft. Myers, FL		C									81	Youngstown-Warren					160	Ft. Pierce, FL		C															185	Ft. Smith, AR		C															204	Ft. Walton Beach, FL		C															123	Ft. Wayne		C																																																																																																																																																																																																																				
156	Anchorage					40	Hartford-New Britain-Middletown					61	Raleigh-Durham					140	Ann Arbor					55	Honolulu					239	Rapid City, SD					132	Appleton-Oshkosh					10	Houston-Galveston					128	Reading, PA					176	Asheville					127	Huntington-Ashland					209	Redding, CA					13	Atlanta					115	Huntsville					155	Reno					162	Atlantic City					36	Indianapolis					54	Richmond					109	Augusta, GA					243	Ithaca, NY					39	Riverside-San Bernardino					230	Augusta-Waterville, ME		C			106	Jackson					94	Roanoke-Lynchburg					58	Austin		C			52	Jacksonville					240	Rochester, MN					86	Bakersfield		C			91	Johnson City-Kingsport-Bristol					42	Rochester, NY					16	Baltimore		C			145	Johnstown					137	Rockford					250	Bangor, ME		C			210	Joplin, MO					31	Sacramento					78	Baton Rouge		C			161	Kalamazoo					105	Saginaw-Bay City-Midland					213	Battle Creek, MI		C			27	Kansas City					186	St. Cloud, MN					110	Beaumont-Port Arthur		C			153	Killeen-Temple, TX					14	St. Louis					249	Beckley, WV		C			68	Knoxville					151	Salisbury-Ocean City					259	Big Spring, TX		C			241	La Crosse, WI					37	Salt Lake City-Ogden-Provo					225	Billings		C			220	Lafayette, IN					238	San Angelo, TX					170	Biloxi-Gulfport, MS		C			165	Lafayette, LA					35	San Antonio					141	Binghamton		C			188	Lake Charles, LA					19	San Diego					51	Birmingham		C			113	Lakeland-Winter Haven					66	San Diego North County					246	Bismarck, ND		C			108	Lansing-East Lansing					4	San Francisco					218	Bloomington		C			99	Las Vegas					29	San Jose					135	Boise		C			193	Laurel-Hattiesburg, MS					173	Santa Barbara, CA					7	Boston		C			231	Lawton, OK					235	Santa Fe, NM					159	Boulder, CO		C			126	Lexington-Fayette					118	Santa Rosa, CA					258	Bozeman, MT		C			166	Lincoln					88	Sarasota-Bradenton					92	Bridgeport		C			83	Little Rock					149	Savannah					38	Buffalo-Niagara Falls		C			190	Longview-Marshall, TX					17	Seattle-Tacoma					216	Burlington, VT		C			2	Los Angeles					102	Shreveport					103	Canton		C			46	Louisville					232	Sioux City, IA					178	Cape Cod, MA		C			163	Lubbock					202	Sioux Falls					237	Cape May, NJ		C			222	Lufkin-Nacogdoches, TX					152	South Bend					255	Casper		C			139	Macon					97	Spokane					189	Cedar Rapids		C			120	Madison					172	Springfield, IL					87	Charleston, SC		C			179	Manchester					71	Springfield, MA					142	Charleston, WV		C			76	McAllen-Brownsville					158	Springfield, MO					41	Charlotte-Gastonia-Rock Hill		C			206	Medford-Ashland, OR					125	Stamford-Norwalk, CT					217	Charlotteville, VA		C			111	Melbourne-Titusville-Cocoa					242	Staunton-Waynesboro, VA					96	Chattanooga		C			48	Memphis					197	Steubenville-Weirton					254	Cheyenne, WY		C			252	Meridian, MS					98	Stockton					3	Chicago		C			11	Miami-Ft. Lauderdale-Hollywood					62	Syracuse					184	Chico, CA		C			26	Milwaukee-Racine					177	Tallahassee					30	Cincinnati		C			18	Minneapolis-St. Paul					22	Tampa-St. Petersburg-Clearwater					21	Cleveland		C			257	Minot, ND					168	Terre Haute					85	Coastal North Carolina		C			90	Mobile					228	Texarkana, TX					116	Colorado Springs		C			131	Modesto					70	Toledo					233	Columbia, MO		C			44	Monmouth-Ocean, NJ					167	Topeka					93	Columbia, SC		C			207	Monroe, LA					129	Trenton, NJ					150	Columbus, GA		C			75	Monterey-Salinas-Santa Cruz					212	Tri Cities, WA (Richland-Kennewick-Pasco)					34	Columbus, OH		C			134	Montgomery					65	Tucson					122	Corpus Christi		C			95	Morristown, NJ					57	Tulsa					8	Dallas-Ft. Worth		C			200	Muskegon, MI					205	Tuscaloosa, AL					174	Danbury, CT		C			215	Naples-Marco Island, FL					194	Tyler, TX					245	Danville, IL		C			47	Nashville					130	Utica-Rome					45	Dayton		C			12	Nassau-Suffolk (Long Island)					253	Victoria, TX					120	Daytona Beach		C			84	New Bedford-Fall River, MA					175	Waco					24	Denver-Boulder		C			82	New Haven-Meriden					9	Washington, DC					112	Des Moines		C			32	New Orleans					164	Waterbury, CT					6	Detroit		C			1	New York					201	Waterloo-Cedar Falls					221	Dothan, AL		C			33	Norfolk-Virginia Beach-Newport News					244	Watertown, NY					192	Dubuque, IA		C			224	Northwest Michigan, MI (Traverse City-Petoskey-Charlevoix)					56	West Palm Beach-Boca Raton					147	Duluth-Superior		C			148	Odessa-Midland, TX					182	Wheeling					208	Eau Claire, WI		C			43	Oklahoma City					89	Wichita					79	El Paso		C			69	Omaha-Council Bluffs					219	Wichita Falls, TX					138	Erie		C			49	Orlando					59	Wilkes Barre-Scranton					143	Eugene-Springfield		C			248	Owensboro, KY					229	Williamsport, PA					136	Evansville		C			107	Oxnard-Ventura					77	Wilmington, DE					203	Fargo-Moorhead		C			187	Palm Springs, CA					191	Wilmington, NC					146	Fayetteville, NC		C			226	Panama City, FL					101	Worcester					169	Fayetteville-Springdale, AR		C			195	Parkersburg-Manetta, WV-OH					182	Yakima, WA					100	Flint		C			227	Pascagoula-Moss Point, MS					104	York					133	Ft. Myers, FL		C									81	Youngstown-Warren					160	Ft. Pierce, FL		C															185	Ft. Smith, AR		C															204	Ft. Walton Beach, FL		C															123	Ft. Wayne		C																																																																																																																																																																																																																																						
140	Ann Arbor					55	Honolulu					239	Rapid City, SD					132	Appleton-Oshkosh					10	Houston-Galveston					128	Reading, PA					176	Asheville					127	Huntington-Ashland					209	Redding, CA					13	Atlanta					115	Huntsville					155	Reno					162	Atlantic City					36	Indianapolis					54	Richmond					109	Augusta, GA					243	Ithaca, NY					39	Riverside-San Bernardino					230	Augusta-Waterville, ME		C			106	Jackson					94	Roanoke-Lynchburg					58	Austin		C			52	Jacksonville					240	Rochester, MN					86	Bakersfield		C			91	Johnson City-Kingsport-Bristol					42	Rochester, NY					16	Baltimore		C			145	Johnstown					137	Rockford					250	Bangor, ME		C			210	Joplin, MO					31	Sacramento					78	Baton Rouge		C			161	Kalamazoo					105	Saginaw-Bay City-Midland					213	Battle Creek, MI		C			27	Kansas City					186	St. Cloud, MN					110	Beaumont-Port Arthur		C			153	Killeen-Temple, TX					14	St. Louis					249	Beckley, WV		C			68	Knoxville					151	Salisbury-Ocean City					259	Big Spring, TX		C			241	La Crosse, WI					37	Salt Lake City-Ogden-Provo					225	Billings		C			220	Lafayette, IN					238	San Angelo, TX					170	Biloxi-Gulfport, MS		C			165	Lafayette, LA					35	San Antonio					141	Binghamton		C			188	Lake Charles, LA					19	San Diego					51	Birmingham		C			113	Lakeland-Winter Haven					66	San Diego North County					246	Bismarck, ND		C			108	Lansing-East Lansing					4	San Francisco					218	Bloomington		C			99	Las Vegas					29	San Jose					135	Boise		C			193	Laurel-Hattiesburg, MS					173	Santa Barbara, CA					7	Boston		C			231	Lawton, OK					235	Santa Fe, NM					159	Boulder, CO		C			126	Lexington-Fayette					118	Santa Rosa, CA					258	Bozeman, MT		C			166	Lincoln					88	Sarasota-Bradenton					92	Bridgeport		C			83	Little Rock					149	Savannah					38	Buffalo-Niagara Falls		C			190	Longview-Marshall, TX					17	Seattle-Tacoma					216	Burlington, VT		C			2	Los Angeles					102	Shreveport					103	Canton		C			46	Louisville					232	Sioux City, IA					178	Cape Cod, MA		C			163	Lubbock					202	Sioux Falls					237	Cape May, NJ		C			222	Lufkin-Nacogdoches, TX					152	South Bend					255	Casper		C			139	Macon					97	Spokane					189	Cedar Rapids		C			120	Madison					172	Springfield, IL					87	Charleston, SC		C			179	Manchester					71	Springfield, MA					142	Charleston, WV		C			76	McAllen-Brownsville					158	Springfield, MO					41	Charlotte-Gastonia-Rock Hill		C			206	Medford-Ashland, OR					125	Stamford-Norwalk, CT					217	Charlotteville, VA		C			111	Melbourne-Titusville-Cocoa					242	Staunton-Waynesboro, VA					96	Chattanooga		C			48	Memphis					197	Steubenville-Weirton					254	Cheyenne, WY		C			252	Meridian, MS					98	Stockton					3	Chicago		C			11	Miami-Ft. Lauderdale-Hollywood					62	Syracuse					184	Chico, CA		C			26	Milwaukee-Racine					177	Tallahassee					30	Cincinnati		C			18	Minneapolis-St. Paul					22	Tampa-St. Petersburg-Clearwater					21	Cleveland		C			257	Minot, ND					168	Terre Haute					85	Coastal North Carolina		C			90	Mobile					228	Texarkana, TX					116	Colorado Springs		C			131	Modesto					70	Toledo					233	Columbia, MO		C			44	Monmouth-Ocean, NJ					167	Topeka					93	Columbia, SC		C			207	Monroe, LA					129	Trenton, NJ					150	Columbus, GA		C			75	Monterey-Salinas-Santa Cruz					212	Tri Cities, WA (Richland-Kennewick-Pasco)					34	Columbus, OH		C			134	Montgomery					65	Tucson					122	Corpus Christi		C			95	Morristown, NJ					57	Tulsa					8	Dallas-Ft. Worth		C			200	Muskegon, MI					205	Tuscaloosa, AL					174	Danbury, CT		C			215	Naples-Marco Island, FL					194	Tyler, TX					245	Danville, IL		C			47	Nashville					130	Utica-Rome					45	Dayton		C			12	Nassau-Suffolk (Long Island)					253	Victoria, TX					120	Daytona Beach		C			84	New Bedford-Fall River, MA					175	Waco					24	Denver-Boulder		C			82	New Haven-Meriden					9	Washington, DC					112	Des Moines		C			32	New Orleans					164	Waterbury, CT					6	Detroit		C			1	New York					201	Waterloo-Cedar Falls					221	Dothan, AL		C			33	Norfolk-Virginia Beach-Newport News					244	Watertown, NY					192	Dubuque, IA		C			224	Northwest Michigan, MI (Traverse City-Petoskey-Charlevoix)					56	West Palm Beach-Boca Raton					147	Duluth-Superior		C			148	Odessa-Midland, TX					182	Wheeling					208	Eau Claire, WI		C			43	Oklahoma City					89	Wichita					79	El Paso		C			69	Omaha-Council Bluffs					219	Wichita Falls, TX					138	Erie		C			49	Orlando					59	Wilkes Barre-Scranton					143	Eugene-Springfield		C			248	Owensboro, KY					229	Williamsport, PA					136	Evansville		C			107	Oxnard-Ventura					77	Wilmington, DE					203	Fargo-Moorhead		C			187	Palm Springs, CA					191	Wilmington, NC					146	Fayetteville, NC		C			226	Panama City, FL					101	Worcester					169	Fayetteville-Springdale, AR		C			195	Parkersburg-Manetta, WV-OH					182	Yakima, WA					100	Flint		C			227	Pascagoula-Moss Point, MS					104	York					133	Ft. Myers, FL		C									81	Youngstown-Warren					160	Ft. Pierce, FL		C															185	Ft. Smith, AR		C															204	Ft. Walton Beach, FL		C															123	Ft. Wayne		C																																																																																																																																																																																																																																																								
132	Appleton-Oshkosh					10	Houston-Galveston					128	Reading, PA					176	Asheville					127	Huntington-Ashland					209	Redding, CA					13	Atlanta					115	Huntsville					155	Reno					162	Atlantic City					36	Indianapolis					54	Richmond					109	Augusta, GA					243	Ithaca, NY					39	Riverside-San Bernardino					230	Augusta-Waterville, ME		C			106	Jackson					94	Roanoke-Lynchburg					58	Austin		C			52	Jacksonville					240	Rochester, MN					86	Bakersfield		C			91	Johnson City-Kingsport-Bristol					42	Rochester, NY					16	Baltimore		C			145	Johnstown					137	Rockford					250	Bangor, ME		C			210	Joplin, MO					31	Sacramento					78	Baton Rouge		C			161	Kalamazoo					105	Saginaw-Bay City-Midland					213	Battle Creek, MI		C			27	Kansas City					186	St. Cloud, MN					110	Beaumont-Port Arthur		C			153	Killeen-Temple, TX					14	St. Louis					249	Beckley, WV		C			68	Knoxville					151	Salisbury-Ocean City					259	Big Spring, TX		C			241	La Crosse, WI					37	Salt Lake City-Ogden-Provo					225	Billings		C			220	Lafayette, IN					238	San Angelo, TX					170	Biloxi-Gulfport, MS		C			165	Lafayette, LA					35	San Antonio					141	Binghamton		C			188	Lake Charles, LA					19	San Diego					51	Birmingham		C			113	Lakeland-Winter Haven					66	San Diego North County					246	Bismarck, ND		C			108	Lansing-East Lansing					4	San Francisco					218	Bloomington		C			99	Las Vegas					29	San Jose					135	Boise		C			193	Laurel-Hattiesburg, MS					173	Santa Barbara, CA					7	Boston		C			231	Lawton, OK					235	Santa Fe, NM					159	Boulder, CO		C			126	Lexington-Fayette					118	Santa Rosa, CA					258	Bozeman, MT		C			166	Lincoln					88	Sarasota-Bradenton					92	Bridgeport		C			83	Little Rock					149	Savannah					38	Buffalo-Niagara Falls		C			190	Longview-Marshall, TX					17	Seattle-Tacoma					216	Burlington, VT		C			2	Los Angeles					102	Shreveport					103	Canton		C			46	Louisville					232	Sioux City, IA					178	Cape Cod, MA		C			163	Lubbock					202	Sioux Falls					237	Cape May, NJ		C			222	Lufkin-Nacogdoches, TX					152	South Bend					255	Casper		C			139	Macon					97	Spokane					189	Cedar Rapids		C			120	Madison					172	Springfield, IL					87	Charleston, SC		C			179	Manchester					71	Springfield, MA					142	Charleston, WV		C			76	McAllen-Brownsville					158	Springfield, MO					41	Charlotte-Gastonia-Rock Hill		C			206	Medford-Ashland, OR					125	Stamford-Norwalk, CT					217	Charlotteville, VA		C			111	Melbourne-Titusville-Cocoa					242	Staunton-Waynesboro, VA					96	Chattanooga		C			48	Memphis					197	Steubenville-Weirton					254	Cheyenne, WY		C			252	Meridian, MS					98	Stockton					3	Chicago		C			11	Miami-Ft. Lauderdale-Hollywood					62	Syracuse					184	Chico, CA		C			26	Milwaukee-Racine					177	Tallahassee					30	Cincinnati		C			18	Minneapolis-St. Paul					22	Tampa-St. Petersburg-Clearwater					21	Cleveland		C			257	Minot, ND					168	Terre Haute					85	Coastal North Carolina		C			90	Mobile					228	Texarkana, TX					116	Colorado Springs		C			131	Modesto					70	Toledo					233	Columbia, MO		C			44	Monmouth-Ocean, NJ					167	Topeka					93	Columbia, SC		C			207	Monroe, LA					129	Trenton, NJ					150	Columbus, GA		C			75	Monterey-Salinas-Santa Cruz					212	Tri Cities, WA (Richland-Kennewick-Pasco)					34	Columbus, OH		C			134	Montgomery					65	Tucson					122	Corpus Christi		C			95	Morristown, NJ					57	Tulsa					8	Dallas-Ft. Worth		C			200	Muskegon, MI					205	Tuscaloosa, AL					174	Danbury, CT		C			215	Naples-Marco Island, FL					194	Tyler, TX					245	Danville, IL		C			47	Nashville					130	Utica-Rome					45	Dayton		C			12	Nassau-Suffolk (Long Island)					253	Victoria, TX					120	Daytona Beach		C			84	New Bedford-Fall River, MA					175	Waco					24	Denver-Boulder		C			82	New Haven-Meriden					9	Washington, DC					112	Des Moines		C			32	New Orleans					164	Waterbury, CT					6	Detroit		C			1	New York					201	Waterloo-Cedar Falls					221	Dothan, AL		C			33	Norfolk-Virginia Beach-Newport News					244	Watertown, NY					192	Dubuque, IA		C			224	Northwest Michigan, MI (Traverse City-Petoskey-Charlevoix)					56	West Palm Beach-Boca Raton					147	Duluth-Superior		C			148	Odessa-Midland, TX					182	Wheeling					208	Eau Claire, WI		C			43	Oklahoma City					89	Wichita					79	El Paso		C			69	Omaha-Council Bluffs					219	Wichita Falls, TX					138	Erie		C			49	Orlando					59	Wilkes Barre-Scranton					143	Eugene-Springfield		C			248	Owensboro, KY					229	Williamsport, PA					136	Evansville		C			107	Oxnard-Ventura					77	Wilmington, DE					203	Fargo-Moorhead		C			187	Palm Springs, CA					191	Wilmington, NC					146	Fayetteville, NC		C			226	Panama City, FL					101	Worcester					169	Fayetteville-Springdale, AR		C			195	Parkersburg-Manetta, WV-OH					182	Yakima, WA					100	Flint		C			227	Pascagoula-Moss Point, MS					104	York					133	Ft. Myers, FL		C									81	Youngstown-Warren					160	Ft. Pierce, FL		C															185	Ft. Smith, AR		C															204	Ft. Walton Beach, FL		C															123	Ft. Wayne		C																																																																																																																																																																																																																																																																										
176	Asheville					127	Huntington-Ashland					209	Redding, CA					13	Atlanta					115	Huntsville					155	Reno					162	Atlantic City					36	Indianapolis					54	Richmond					109	Augusta, GA					243	Ithaca, NY					39	Riverside-San Bernardino					230	Augusta-Waterville, ME		C			106	Jackson					94	Roanoke-Lynchburg					58	Austin		C			52	Jacksonville					240	Rochester, MN					86	Bakersfield		C			91	Johnson City-Kingsport-Bristol					42	Rochester, NY					16	Baltimore		C			145	Johnstown					137	Rockford					250	Bangor, ME		C			210	Joplin, MO					31	Sacramento					78	Baton Rouge		C			161	Kalamazoo					105	Saginaw-Bay City-Midland					213	Battle Creek, MI		C			27	Kansas City					186	St. Cloud, MN					110	Beaumont-Port Arthur		C			153	Killeen-Temple, TX					14	St. Louis					249	Beckley, WV		C			68	Knoxville					151	Salisbury-Ocean City					259	Big Spring, TX		C			241	La Crosse, WI					37	Salt Lake City-Ogden-Provo					225	Billings		C			220	Lafayette, IN					238	San Angelo, TX					170	Biloxi-Gulfport, MS		C			165	Lafayette, LA					35	San Antonio					141	Binghamton		C			188	Lake Charles, LA					19	San Diego					51	Birmingham		C			113	Lakeland-Winter Haven					66	San Diego North County					246	Bismarck, ND		C			108	Lansing-East Lansing					4	San Francisco					218	Bloomington		C			99	Las Vegas					29	San Jose					135	Boise		C			193	Laurel-Hattiesburg, MS					173	Santa Barbara, CA					7	Boston		C			231	Lawton, OK					235	Santa Fe, NM					159	Boulder, CO		C			126	Lexington-Fayette					118	Santa Rosa, CA					258	Bozeman, MT		C			166	Lincoln					88	Sarasota-Bradenton					92	Bridgeport		C			83	Little Rock					149	Savannah					38	Buffalo-Niagara Falls		C			190	Longview-Marshall, TX					17	Seattle-Tacoma					216	Burlington, VT		C			2	Los Angeles					102	Shreveport					103	Canton		C			46	Louisville					232	Sioux City, IA					178	Cape Cod, MA		C			163	Lubbock					202	Sioux Falls					237	Cape May, NJ		C			222	Lufkin-Nacogdoches, TX					152	South Bend					255	Casper		C			139	Macon					97	Spokane					189	Cedar Rapids		C			120	Madison					172	Springfield, IL					87	Charleston, SC		C			179	Manchester					71	Springfield, MA					142	Charleston, WV		C			76	McAllen-Brownsville					158	Springfield, MO					41	Charlotte-Gastonia-Rock Hill		C			206	Medford-Ashland, OR					125	Stamford-Norwalk, CT					217	Charlotteville, VA		C			111	Melbourne-Titusville-Cocoa					242	Staunton-Waynesboro, VA					96	Chattanooga		C			48	Memphis					197	Steubenville-Weirton					254	Cheyenne, WY		C			252	Meridian, MS					98	Stockton					3	Chicago		C			11	Miami-Ft. Lauderdale-Hollywood					62	Syracuse					184	Chico, CA		C			26	Milwaukee-Racine					177	Tallahassee					30	Cincinnati		C			18	Minneapolis-St. Paul					22	Tampa-St. Petersburg-Clearwater					21	Cleveland		C			257	Minot, ND					168	Terre Haute					85	Coastal North Carolina		C			90	Mobile					228	Texarkana, TX					116	Colorado Springs		C			131	Modesto					70	Toledo					233	Columbia, MO		C			44	Monmouth-Ocean, NJ					167	Topeka					93	Columbia, SC		C			207	Monroe, LA					129	Trenton, NJ					150	Columbus, GA		C			75	Monterey-Salinas-Santa Cruz					212	Tri Cities, WA (Richland-Kennewick-Pasco)					34	Columbus, OH		C			134	Montgomery					65	Tucson					122	Corpus Christi		C			95	Morristown, NJ					57	Tulsa					8	Dallas-Ft. Worth		C			200	Muskegon, MI					205	Tuscaloosa, AL					174	Danbury, CT		C			215	Naples-Marco Island, FL					194	Tyler, TX					245	Danville, IL		C			47	Nashville					130	Utica-Rome					45	Dayton		C			12	Nassau-Suffolk (Long Island)					253	Victoria, TX					120	Daytona Beach		C			84	New Bedford-Fall River, MA					175	Waco					24	Denver-Boulder		C			82	New Haven-Meriden					9	Washington, DC					112	Des Moines		C			32	New Orleans					164	Waterbury, CT					6	Detroit		C			1	New York					201	Waterloo-Cedar Falls					221	Dothan, AL		C			33	Norfolk-Virginia Beach-Newport News					244	Watertown, NY					192	Dubuque, IA		C			224	Northwest Michigan, MI (Traverse City-Petoskey-Charlevoix)					56	West Palm Beach-Boca Raton					147	Duluth-Superior		C			148	Odessa-Midland, TX					182	Wheeling					208	Eau Claire, WI		C			43	Oklahoma City					89	Wichita					79	El Paso		C			69	Omaha-Council Bluffs					219	Wichita Falls, TX					138	Erie		C			49	Orlando					59	Wilkes Barre-Scranton					143	Eugene-Springfield		C			248	Owensboro, KY					229	Williamsport, PA					136	Evansville		C			107	Oxnard-Ventura					77	Wilmington, DE					203	Fargo-Moorhead		C			187	Palm Springs, CA					191	Wilmington, NC					146	Fayetteville, NC		C			226	Panama City, FL					101	Worcester					169	Fayetteville-Springdale, AR		C			195	Parkersburg-Manetta, WV-OH					182	Yakima, WA					100	Flint		C			227	Pascagoula-Moss Point, MS					104	York					133	Ft. Myers, FL		C									81	Youngstown-Warren					160	Ft. Pierce, FL		C															185	Ft. Smith, AR		C															204	Ft. Walton Beach, FL		C															123	Ft. Wayne		C																																																																																																																																																																																																																																																																																												
13	Atlanta					115	Huntsville					155	Reno					162	Atlantic City					36	Indianapolis					54	Richmond					109	Augusta, GA					243	Ithaca, NY					39	Riverside-San Bernardino					230	Augusta-Waterville, ME		C			106	Jackson					94	Roanoke-Lynchburg					58	Austin		C			52	Jacksonville					240	Rochester, MN					86	Bakersfield		C			91	Johnson City-Kingsport-Bristol					42	Rochester, NY					16	Baltimore		C			145	Johnstown					137	Rockford					250	Bangor, ME		C			210	Joplin, MO					31	Sacramento					78	Baton Rouge		C			161	Kalamazoo					105	Saginaw-Bay City-Midland					213	Battle Creek, MI		C			27	Kansas City					186	St. Cloud, MN					110	Beaumont-Port Arthur		C			153	Killeen-Temple, TX					14	St. Louis					249	Beckley, WV		C			68	Knoxville					151	Salisbury-Ocean City					259	Big Spring, TX		C			241	La Crosse, WI					37	Salt Lake City-Ogden-Provo					225	Billings		C			220	Lafayette, IN					238	San Angelo, TX					170	Biloxi-Gulfport, MS		C			165	Lafayette, LA					35	San Antonio					141	Binghamton		C			188	Lake Charles, LA					19	San Diego					51	Birmingham		C			113	Lakeland-Winter Haven					66	San Diego North County					246	Bismarck, ND		C			108	Lansing-East Lansing					4	San Francisco					218	Bloomington		C			99	Las Vegas					29	San Jose					135	Boise		C			193	Laurel-Hattiesburg, MS					173	Santa Barbara, CA					7	Boston		C			231	Lawton, OK					235	Santa Fe, NM					159	Boulder, CO		C			126	Lexington-Fayette					118	Santa Rosa, CA					258	Bozeman, MT		C			166	Lincoln					88	Sarasota-Bradenton					92	Bridgeport		C			83	Little Rock					149	Savannah					38	Buffalo-Niagara Falls		C			190	Longview-Marshall, TX					17	Seattle-Tacoma					216	Burlington, VT		C			2	Los Angeles					102	Shreveport					103	Canton		C			46	Louisville					232	Sioux City, IA					178	Cape Cod, MA		C			163	Lubbock					202	Sioux Falls					237	Cape May, NJ		C			222	Lufkin-Nacogdoches, TX					152	South Bend					255	Casper		C			139	Macon					97	Spokane					189	Cedar Rapids		C			120	Madison					172	Springfield, IL					87	Charleston, SC		C			179	Manchester					71	Springfield, MA					142	Charleston, WV		C			76	McAllen-Brownsville					158	Springfield, MO					41	Charlotte-Gastonia-Rock Hill		C			206	Medford-Ashland, OR					125	Stamford-Norwalk, CT					217	Charlotteville, VA		C			111	Melbourne-Titusville-Cocoa					242	Staunton-Waynesboro, VA					96	Chattanooga		C			48	Memphis					197	Steubenville-Weirton					254	Cheyenne, WY		C			252	Meridian, MS					98	Stockton					3	Chicago		C			11	Miami-Ft. Lauderdale-Hollywood					62	Syracuse					184	Chico, CA		C			26	Milwaukee-Racine					177	Tallahassee					30	Cincinnati		C			18	Minneapolis-St. Paul					22	Tampa-St. Petersburg-Clearwater					21	Cleveland		C			257	Minot, ND					168	Terre Haute					85	Coastal North Carolina		C			90	Mobile					228	Texarkana, TX					116	Colorado Springs		C			131	Modesto					70	Toledo					233	Columbia, MO		C			44	Monmouth-Ocean, NJ					167	Topeka					93	Columbia, SC		C			207	Monroe, LA					129	Trenton, NJ					150	Columbus, GA		C			75	Monterey-Salinas-Santa Cruz					212	Tri Cities, WA (Richland-Kennewick-Pasco)					34	Columbus, OH		C			134	Montgomery					65	Tucson					122	Corpus Christi		C			95	Morristown, NJ					57	Tulsa					8	Dallas-Ft. Worth		C			200	Muskegon, MI					205	Tuscaloosa, AL					174	Danbury, CT		C			215	Naples-Marco Island, FL					194	Tyler, TX					245	Danville, IL		C			47	Nashville					130	Utica-Rome					45	Dayton		C			12	Nassau-Suffolk (Long Island)					253	Victoria, TX					120	Daytona Beach		C			84	New Bedford-Fall River, MA					175	Waco					24	Denver-Boulder		C			82	New Haven-Meriden					9	Washington, DC					112	Des Moines		C			32	New Orleans					164	Waterbury, CT					6	Detroit		C			1	New York					201	Waterloo-Cedar Falls					221	Dothan, AL		C			33	Norfolk-Virginia Beach-Newport News					244	Watertown, NY					192	Dubuque, IA		C			224	Northwest Michigan, MI (Traverse City-Petoskey-Charlevoix)					56	West Palm Beach-Boca Raton					147	Duluth-Superior		C			148	Odessa-Midland, TX					182	Wheeling					208	Eau Claire, WI		C			43	Oklahoma City					89	Wichita					79	El Paso		C			69	Omaha-Council Bluffs					219	Wichita Falls, TX					138	Erie		C			49	Orlando					59	Wilkes Barre-Scranton					143	Eugene-Springfield		C			248	Owensboro, KY					229	Williamsport, PA					136	Evansville		C			107	Oxnard-Ventura					77	Wilmington, DE					203	Fargo-Moorhead		C			187	Palm Springs, CA					191	Wilmington, NC					146	Fayetteville, NC		C			226	Panama City, FL					101	Worcester					169	Fayetteville-Springdale, AR		C			195	Parkersburg-Manetta, WV-OH					182	Yakima, WA					100	Flint		C			227	Pascagoula-Moss Point, MS					104	York					133	Ft. Myers, FL		C									81	Youngstown-Warren					160	Ft. Pierce, FL		C															185	Ft. Smith, AR		C															204	Ft. Walton Beach, FL		C															123	Ft. Wayne		C																																																																																																																																																																																																																																																																																																														
162	Atlantic City					36	Indianapolis					54	Richmond					109	Augusta, GA					243	Ithaca, NY					39	Riverside-San Bernardino					230	Augusta-Waterville, ME		C			106	Jackson					94	Roanoke-Lynchburg					58	Austin		C			52	Jacksonville					240	Rochester, MN					86	Bakersfield		C			91	Johnson City-Kingsport-Bristol					42	Rochester, NY					16	Baltimore		C			145	Johnstown					137	Rockford					250	Bangor, ME		C			210	Joplin, MO					31	Sacramento					78	Baton Rouge		C			161	Kalamazoo					105	Saginaw-Bay City-Midland					213	Battle Creek, MI		C			27	Kansas City					186	St. Cloud, MN					110	Beaumont-Port Arthur		C			153	Killeen-Temple, TX					14	St. Louis					249	Beckley, WV		C			68	Knoxville					151	Salisbury-Ocean City					259	Big Spring, TX		C			241	La Crosse, WI					37	Salt Lake City-Ogden-Provo					225	Billings		C			220	Lafayette, IN					238	San Angelo, TX					170	Biloxi-Gulfport, MS		C			165	Lafayette, LA					35	San Antonio					141	Binghamton		C			188	Lake Charles, LA					19	San Diego					51	Birmingham		C			113	Lakeland-Winter Haven					66	San Diego North County					246	Bismarck, ND		C			108	Lansing-East Lansing					4	San Francisco					218	Bloomington		C			99	Las Vegas					29	San Jose					135	Boise		C			193	Laurel-Hattiesburg, MS					173	Santa Barbara, CA					7	Boston		C			231	Lawton, OK					235	Santa Fe, NM					159	Boulder, CO		C			126	Lexington-Fayette					118	Santa Rosa, CA					258	Bozeman, MT		C			166	Lincoln					88	Sarasota-Bradenton					92	Bridgeport		C			83	Little Rock					149	Savannah					38	Buffalo-Niagara Falls		C			190	Longview-Marshall, TX					17	Seattle-Tacoma					216	Burlington, VT		C			2	Los Angeles					102	Shreveport					103	Canton		C			46	Louisville					232	Sioux City, IA					178	Cape Cod, MA		C			163	Lubbock					202	Sioux Falls					237	Cape May, NJ		C			222	Lufkin-Nacogdoches, TX					152	South Bend					255	Casper		C			139	Macon					97	Spokane					189	Cedar Rapids		C			120	Madison					172	Springfield, IL					87	Charleston, SC		C			179	Manchester					71	Springfield, MA					142	Charleston, WV		C			76	McAllen-Brownsville					158	Springfield, MO					41	Charlotte-Gastonia-Rock Hill		C			206	Medford-Ashland, OR					125	Stamford-Norwalk, CT					217	Charlotteville, VA		C			111	Melbourne-Titusville-Cocoa					242	Staunton-Waynesboro, VA					96	Chattanooga		C			48	Memphis					197	Steubenville-Weirton					254	Cheyenne, WY		C			252	Meridian, MS					98	Stockton					3	Chicago		C			11	Miami-Ft. Lauderdale-Hollywood					62	Syracuse					184	Chico, CA		C			26	Milwaukee-Racine					177	Tallahassee					30	Cincinnati		C			18	Minneapolis-St. Paul					22	Tampa-St. Petersburg-Clearwater					21	Cleveland		C			257	Minot, ND					168	Terre Haute					85	Coastal North Carolina		C			90	Mobile					228	Texarkana, TX					116	Colorado Springs		C			131	Modesto					70	Toledo					233	Columbia, MO		C			44	Monmouth-Ocean, NJ					167	Topeka					93	Columbia, SC		C			207	Monroe, LA					129	Trenton, NJ					150	Columbus, GA		C			75	Monterey-Salinas-Santa Cruz					212	Tri Cities, WA (Richland-Kennewick-Pasco)					34	Columbus, OH		C			134	Montgomery					65	Tucson					122	Corpus Christi		C			95	Morristown, NJ					57	Tulsa					8	Dallas-Ft. Worth		C			200	Muskegon, MI					205	Tuscaloosa, AL					174	Danbury, CT		C			215	Naples-Marco Island, FL					194	Tyler, TX					245	Danville, IL		C			47	Nashville					130	Utica-Rome					45	Dayton		C			12	Nassau-Suffolk (Long Island)					253	Victoria, TX					120	Daytona Beach		C			84	New Bedford-Fall River, MA					175	Waco					24	Denver-Boulder		C			82	New Haven-Meriden					9	Washington, DC					112	Des Moines		C			32	New Orleans					164	Waterbury, CT					6	Detroit		C			1	New York					201	Waterloo-Cedar Falls					221	Dothan, AL		C			33	Norfolk-Virginia Beach-Newport News					244	Watertown, NY					192	Dubuque, IA		C			224	Northwest Michigan, MI (Traverse City-Petoskey-Charlevoix)					56	West Palm Beach-Boca Raton					147	Duluth-Superior		C			148	Odessa-Midland, TX					182	Wheeling					208	Eau Claire, WI		C			43	Oklahoma City					89	Wichita					79	El Paso		C			69	Omaha-Council Bluffs					219	Wichita Falls, TX					138	Erie		C			49	Orlando					59	Wilkes Barre-Scranton					143	Eugene-Springfield		C			248	Owensboro, KY					229	Williamsport, PA					136	Evansville		C			107	Oxnard-Ventura					77	Wilmington, DE					203	Fargo-Moorhead		C			187	Palm Springs, CA					191	Wilmington, NC					146	Fayetteville, NC		C			226	Panama City, FL					101	Worcester					169	Fayetteville-Springdale, AR		C			195	Parkersburg-Manetta, WV-OH					182	Yakima, WA					100	Flint		C			227	Pascagoula-Moss Point, MS					104	York					133	Ft. Myers, FL		C									81	Youngstown-Warren					160	Ft. Pierce, FL		C															185	Ft. Smith, AR		C															204	Ft. Walton Beach, FL		C															123	Ft. Wayne		C																																																																																																																																																																																																																																																																																																																																
109	Augusta, GA					243	Ithaca, NY					39	Riverside-San Bernardino					230	Augusta-Waterville, ME		C			106	Jackson					94	Roanoke-Lynchburg					58	Austin		C			52	Jacksonville					240	Rochester, MN					86	Bakersfield		C			91	Johnson City-Kingsport-Bristol					42	Rochester, NY					16	Baltimore		C			145	Johnstown					137	Rockford					250	Bangor, ME		C			210	Joplin, MO					31	Sacramento					78	Baton Rouge		C			161	Kalamazoo					105	Saginaw-Bay City-Midland					213	Battle Creek, MI		C			27	Kansas City					186	St. Cloud, MN					110	Beaumont-Port Arthur		C			153	Killeen-Temple, TX					14	St. Louis					249	Beckley, WV		C			68	Knoxville					151	Salisbury-Ocean City					259	Big Spring, TX		C			241	La Crosse, WI					37	Salt Lake City-Ogden-Provo					225	Billings		C			220	Lafayette, IN					238	San Angelo, TX					170	Biloxi-Gulfport, MS		C			165	Lafayette, LA					35	San Antonio					141	Binghamton		C			188	Lake Charles, LA					19	San Diego					51	Birmingham		C			113	Lakeland-Winter Haven					66	San Diego North County					246	Bismarck, ND		C			108	Lansing-East Lansing					4	San Francisco					218	Bloomington		C			99	Las Vegas					29	San Jose					135	Boise		C			193	Laurel-Hattiesburg, MS					173	Santa Barbara, CA					7	Boston		C			231	Lawton, OK					235	Santa Fe, NM					159	Boulder, CO		C			126	Lexington-Fayette					118	Santa Rosa, CA					258	Bozeman, MT		C			166	Lincoln					88	Sarasota-Bradenton					92	Bridgeport		C			83	Little Rock					149	Savannah					38	Buffalo-Niagara Falls		C			190	Longview-Marshall, TX					17	Seattle-Tacoma					216	Burlington, VT		C			2	Los Angeles					102	Shreveport					103	Canton		C			46	Louisville					232	Sioux City, IA					178	Cape Cod, MA		C			163	Lubbock					202	Sioux Falls					237	Cape May, NJ		C			222	Lufkin-Nacogdoches, TX					152	South Bend					255	Casper		C			139	Macon					97	Spokane					189	Cedar Rapids		C			120	Madison					172	Springfield, IL					87	Charleston, SC		C			179	Manchester					71	Springfield, MA					142	Charleston, WV		C			76	McAllen-Brownsville					158	Springfield, MO					41	Charlotte-Gastonia-Rock Hill		C			206	Medford-Ashland, OR					125	Stamford-Norwalk, CT					217	Charlotteville, VA		C			111	Melbourne-Titusville-Cocoa					242	Staunton-Waynesboro, VA					96	Chattanooga		C			48	Memphis					197	Steubenville-Weirton					254	Cheyenne, WY		C			252	Meridian, MS					98	Stockton					3	Chicago		C			11	Miami-Ft. Lauderdale-Hollywood					62	Syracuse					184	Chico, CA		C			26	Milwaukee-Racine					177	Tallahassee					30	Cincinnati		C			18	Minneapolis-St. Paul					22	Tampa-St. Petersburg-Clearwater					21	Cleveland		C			257	Minot, ND					168	Terre Haute					85	Coastal North Carolina		C			90	Mobile					228	Texarkana, TX					116	Colorado Springs		C			131	Modesto					70	Toledo					233	Columbia, MO		C			44	Monmouth-Ocean, NJ					167	Topeka					93	Columbia, SC		C			207	Monroe, LA					129	Trenton, NJ					150	Columbus, GA		C			75	Monterey-Salinas-Santa Cruz					212	Tri Cities, WA (Richland-Kennewick-Pasco)					34	Columbus, OH		C			134	Montgomery					65	Tucson					122	Corpus Christi		C			95	Morristown, NJ					57	Tulsa					8	Dallas-Ft. Worth		C			200	Muskegon, MI					205	Tuscaloosa, AL					174	Danbury, CT		C			215	Naples-Marco Island, FL					194	Tyler, TX					245	Danville, IL		C			47	Nashville					130	Utica-Rome					45	Dayton		C			12	Nassau-Suffolk (Long Island)					253	Victoria, TX					120	Daytona Beach		C			84	New Bedford-Fall River, MA					175	Waco					24	Denver-Boulder		C			82	New Haven-Meriden					9	Washington, DC					112	Des Moines		C			32	New Orleans					164	Waterbury, CT					6	Detroit		C			1	New York					201	Waterloo-Cedar Falls					221	Dothan, AL		C			33	Norfolk-Virginia Beach-Newport News					244	Watertown, NY					192	Dubuque, IA		C			224	Northwest Michigan, MI (Traverse City-Petoskey-Charlevoix)					56	West Palm Beach-Boca Raton					147	Duluth-Superior		C			148	Odessa-Midland, TX					182	Wheeling					208	Eau Claire, WI		C			43	Oklahoma City					89	Wichita					79	El Paso		C			69	Omaha-Council Bluffs					219	Wichita Falls, TX					138	Erie		C			49	Orlando					59	Wilkes Barre-Scranton					143	Eugene-Springfield		C			248	Owensboro, KY					229	Williamsport, PA					136	Evansville		C			107	Oxnard-Ventura					77	Wilmington, DE					203	Fargo-Moorhead		C			187	Palm Springs, CA					191	Wilmington, NC					146	Fayetteville, NC		C			226	Panama City, FL					101	Worcester					169	Fayetteville-Springdale, AR		C			195	Parkersburg-Manetta, WV-OH					182	Yakima, WA					100	Flint		C			227	Pascagoula-Moss Point, MS					104	York					133	Ft. Myers, FL		C									81	Youngstown-Warren					160	Ft. Pierce, FL		C															185	Ft. Smith, AR		C															204	Ft. Walton Beach, FL		C															123	Ft. Wayne		C																																																																																																																																																																																																																																																																																																																																																		
230	Augusta-Waterville, ME		C			106	Jackson					94	Roanoke-Lynchburg					58	Austin		C			52	Jacksonville					240	Rochester, MN					86	Bakersfield		C			91	Johnson City-Kingsport-Bristol					42	Rochester, NY					16	Baltimore		C			145	Johnstown					137	Rockford					250	Bangor, ME		C			210	Joplin, MO					31	Sacramento					78	Baton Rouge		C			161	Kalamazoo					105	Saginaw-Bay City-Midland					213	Battle Creek, MI		C			27	Kansas City					186	St. Cloud, MN					110	Beaumont-Port Arthur		C			153	Killeen-Temple, TX					14	St. Louis					249	Beckley, WV		C			68	Knoxville					151	Salisbury-Ocean City					259	Big Spring, TX		C			241	La Crosse, WI					37	Salt Lake City-Ogden-Provo					225	Billings		C			220	Lafayette, IN					238	San Angelo, TX					170	Biloxi-Gulfport, MS		C			165	Lafayette, LA					35	San Antonio					141	Binghamton		C			188	Lake Charles, LA					19	San Diego					51	Birmingham		C			113	Lakeland-Winter Haven					66	San Diego North County					246	Bismarck, ND		C			108	Lansing-East Lansing					4	San Francisco					218	Bloomington		C			99	Las Vegas					29	San Jose					135	Boise		C			193	Laurel-Hattiesburg, MS					173	Santa Barbara, CA					7	Boston		C			231	Lawton, OK					235	Santa Fe, NM					159	Boulder, CO		C			126	Lexington-Fayette					118	Santa Rosa, CA					258	Bozeman, MT		C			166	Lincoln					88	Sarasota-Bradenton					92	Bridgeport		C			83	Little Rock					149	Savannah					38	Buffalo-Niagara Falls		C			190	Longview-Marshall, TX					17	Seattle-Tacoma					216	Burlington, VT		C			2	Los Angeles					102	Shreveport					103	Canton		C			46	Louisville					232	Sioux City, IA					178	Cape Cod, MA		C			163	Lubbock					202	Sioux Falls					237	Cape May, NJ		C			222	Lufkin-Nacogdoches, TX					152	South Bend					255	Casper		C			139	Macon					97	Spokane					189	Cedar Rapids		C			120	Madison					172	Springfield, IL					87	Charleston, SC		C			179	Manchester					71	Springfield, MA					142	Charleston, WV		C			76	McAllen-Brownsville					158	Springfield, MO					41	Charlotte-Gastonia-Rock Hill		C			206	Medford-Ashland, OR					125	Stamford-Norwalk, CT					217	Charlotteville, VA		C			111	Melbourne-Titusville-Cocoa					242	Staunton-Waynesboro, VA					96	Chattanooga		C			48	Memphis					197	Steubenville-Weirton					254	Cheyenne, WY		C			252	Meridian, MS					98	Stockton					3	Chicago		C			11	Miami-Ft. Lauderdale-Hollywood					62	Syracuse					184	Chico, CA		C			26	Milwaukee-Racine					177	Tallahassee					30	Cincinnati		C			18	Minneapolis-St. Paul					22	Tampa-St. Petersburg-Clearwater					21	Cleveland		C			257	Minot, ND					168	Terre Haute					85	Coastal North Carolina		C			90	Mobile					228	Texarkana, TX					116	Colorado Springs		C			131	Modesto					70	Toledo					233	Columbia, MO		C			44	Monmouth-Ocean, NJ					167	Topeka					93	Columbia, SC		C			207	Monroe, LA					129	Trenton, NJ					150	Columbus, GA		C			75	Monterey-Salinas-Santa Cruz					212	Tri Cities, WA (Richland-Kennewick-Pasco)					34	Columbus, OH		C			134	Montgomery					65	Tucson					122	Corpus Christi		C			95	Morristown, NJ					57	Tulsa					8	Dallas-Ft. Worth		C			200	Muskegon, MI					205	Tuscaloosa, AL					174	Danbury, CT		C			215	Naples-Marco Island, FL					194	Tyler, TX					245	Danville, IL		C			47	Nashville					130	Utica-Rome					45	Dayton		C			12	Nassau-Suffolk (Long Island)					253	Victoria, TX					120	Daytona Beach		C			84	New Bedford-Fall River, MA					175	Waco					24	Denver-Boulder		C			82	New Haven-Meriden					9	Washington, DC					112	Des Moines		C			32	New Orleans					164	Waterbury, CT					6	Detroit		C			1	New York					201	Waterloo-Cedar Falls					221	Dothan, AL		C			33	Norfolk-Virginia Beach-Newport News					244	Watertown, NY					192	Dubuque, IA		C			224	Northwest Michigan, MI (Traverse City-Petoskey-Charlevoix)					56	West Palm Beach-Boca Raton					147	Duluth-Superior		C			148	Odessa-Midland, TX					182	Wheeling					208	Eau Claire, WI		C			43	Oklahoma City					89	Wichita					79	El Paso		C			69	Omaha-Council Bluffs					219	Wichita Falls, TX					138	Erie		C			49	Orlando					59	Wilkes Barre-Scranton					143	Eugene-Springfield		C			248	Owensboro, KY					229	Williamsport, PA					136	Evansville		C			107	Oxnard-Ventura					77	Wilmington, DE					203	Fargo-Moorhead		C			187	Palm Springs, CA					191	Wilmington, NC					146	Fayetteville, NC		C			226	Panama City, FL					101	Worcester					169	Fayetteville-Springdale, AR		C			195	Parkersburg-Manetta, WV-OH					182	Yakima, WA					100	Flint		C			227	Pascagoula-Moss Point, MS					104	York					133	Ft. Myers, FL		C									81	Youngstown-Warren					160	Ft. Pierce, FL		C															185	Ft. Smith, AR		C															204	Ft. Walton Beach, FL		C															123	Ft. Wayne		C																																																																																																																																																																																																																																																																																																																																																																				
58	Austin		C			52	Jacksonville					240	Rochester, MN					86	Bakersfield		C			91	Johnson City-Kingsport-Bristol					42	Rochester, NY					16	Baltimore		C			145	Johnstown					137	Rockford					250	Bangor, ME		C			210	Joplin, MO					31	Sacramento					78	Baton Rouge		C			161	Kalamazoo					105	Saginaw-Bay City-Midland					213	Battle Creek, MI		C			27	Kansas City					186	St. Cloud, MN					110	Beaumont-Port Arthur		C			153	Killeen-Temple, TX					14	St. Louis					249	Beckley, WV		C			68	Knoxville					151	Salisbury-Ocean City					259	Big Spring, TX		C			241	La Crosse, WI					37	Salt Lake City-Ogden-Provo					225	Billings		C			220	Lafayette, IN					238	San Angelo, TX					170	Biloxi-Gulfport, MS		C			165	Lafayette, LA					35	San Antonio					141	Binghamton		C			188	Lake Charles, LA					19	San Diego					51	Birmingham		C			113	Lakeland-Winter Haven					66	San Diego North County					246	Bismarck, ND		C			108	Lansing-East Lansing					4	San Francisco					218	Bloomington		C			99	Las Vegas					29	San Jose					135	Boise		C			193	Laurel-Hattiesburg, MS					173	Santa Barbara, CA					7	Boston		C			231	Lawton, OK					235	Santa Fe, NM					159	Boulder, CO		C			126	Lexington-Fayette					118	Santa Rosa, CA					258	Bozeman, MT		C			166	Lincoln					88	Sarasota-Bradenton					92	Bridgeport		C			83	Little Rock					149	Savannah					38	Buffalo-Niagara Falls		C			190	Longview-Marshall, TX					17	Seattle-Tacoma					216	Burlington, VT		C			2	Los Angeles					102	Shreveport					103	Canton		C			46	Louisville					232	Sioux City, IA					178	Cape Cod, MA		C			163	Lubbock					202	Sioux Falls					237	Cape May, NJ		C			222	Lufkin-Nacogdoches, TX					152	South Bend					255	Casper		C			139	Macon					97	Spokane					189	Cedar Rapids		C			120	Madison					172	Springfield, IL					87	Charleston, SC		C			179	Manchester					71	Springfield, MA					142	Charleston, WV		C			76	McAllen-Brownsville					158	Springfield, MO					41	Charlotte-Gastonia-Rock Hill		C			206	Medford-Ashland, OR					125	Stamford-Norwalk, CT					217	Charlotteville, VA		C			111	Melbourne-Titusville-Cocoa					242	Staunton-Waynesboro, VA					96	Chattanooga		C			48	Memphis					197	Steubenville-Weirton					254	Cheyenne, WY		C			252	Meridian, MS					98	Stockton					3	Chicago		C			11	Miami-Ft. Lauderdale-Hollywood					62	Syracuse					184	Chico, CA		C			26	Milwaukee-Racine					177	Tallahassee					30	Cincinnati		C			18	Minneapolis-St. Paul					22	Tampa-St. Petersburg-Clearwater					21	Cleveland		C			257	Minot, ND					168	Terre Haute					85	Coastal North Carolina		C			90	Mobile					228	Texarkana, TX					116	Colorado Springs		C			131	Modesto					70	Toledo					233	Columbia, MO		C			44	Monmouth-Ocean, NJ					167	Topeka					93	Columbia, SC		C			207	Monroe, LA					129	Trenton, NJ					150	Columbus, GA		C			75	Monterey-Salinas-Santa Cruz					212	Tri Cities, WA (Richland-Kennewick-Pasco)					34	Columbus, OH		C			134	Montgomery					65	Tucson					122	Corpus Christi		C			95	Morristown, NJ					57	Tulsa					8	Dallas-Ft. Worth		C			200	Muskegon, MI					205	Tuscaloosa, AL					174	Danbury, CT		C			215	Naples-Marco Island, FL					194	Tyler, TX					245	Danville, IL		C			47	Nashville					130	Utica-Rome					45	Dayton		C			12	Nassau-Suffolk (Long Island)					253	Victoria, TX					120	Daytona Beach		C			84	New Bedford-Fall River, MA					175	Waco					24	Denver-Boulder		C			82	New Haven-Meriden					9	Washington, DC					112	Des Moines		C			32	New Orleans					164	Waterbury, CT					6	Detroit		C			1	New York					201	Waterloo-Cedar Falls					221	Dothan, AL		C			33	Norfolk-Virginia Beach-Newport News					244	Watertown, NY					192	Dubuque, IA		C			224	Northwest Michigan, MI (Traverse City-Petoskey-Charlevoix)					56	West Palm Beach-Boca Raton					147	Duluth-Superior		C			148	Odessa-Midland, TX					182	Wheeling					208	Eau Claire, WI		C			43	Oklahoma City					89	Wichita					79	El Paso		C			69	Omaha-Council Bluffs					219	Wichita Falls, TX					138	Erie		C			49	Orlando					59	Wilkes Barre-Scranton					143	Eugene-Springfield		C			248	Owensboro, KY					229	Williamsport, PA					136	Evansville		C			107	Oxnard-Ventura					77	Wilmington, DE					203	Fargo-Moorhead		C			187	Palm Springs, CA					191	Wilmington, NC					146	Fayetteville, NC		C			226	Panama City, FL					101	Worcester					169	Fayetteville-Springdale, AR		C			195	Parkersburg-Manetta, WV-OH					182	Yakima, WA					100	Flint		C			227	Pascagoula-Moss Point, MS					104	York					133	Ft. Myers, FL		C									81	Youngstown-Warren					160	Ft. Pierce, FL		C															185	Ft. Smith, AR		C															204	Ft. Walton Beach, FL		C															123	Ft. Wayne		C																																																																																																																																																																																																																																																																																																																																																																																						
86	Bakersfield		C			91	Johnson City-Kingsport-Bristol					42	Rochester, NY					16	Baltimore		C			145	Johnstown					137	Rockford					250	Bangor, ME		C			210	Joplin, MO					31	Sacramento					78	Baton Rouge		C			161	Kalamazoo					105	Saginaw-Bay City-Midland					213	Battle Creek, MI		C			27	Kansas City					186	St. Cloud, MN					110	Beaumont-Port Arthur		C			153	Killeen-Temple, TX					14	St. Louis					249	Beckley, WV		C			68	Knoxville					151	Salisbury-Ocean City					259	Big Spring, TX		C			241	La Crosse, WI					37	Salt Lake City-Ogden-Provo					225	Billings		C			220	Lafayette, IN					238	San Angelo, TX					170	Biloxi-Gulfport, MS		C			165	Lafayette, LA					35	San Antonio					141	Binghamton		C			188	Lake Charles, LA					19	San Diego					51	Birmingham		C			113	Lakeland-Winter Haven					66	San Diego North County					246	Bismarck, ND		C			108	Lansing-East Lansing					4	San Francisco					218	Bloomington		C			99	Las Vegas					29	San Jose					135	Boise		C			193	Laurel-Hattiesburg, MS					173	Santa Barbara, CA					7	Boston		C			231	Lawton, OK					235	Santa Fe, NM					159	Boulder, CO		C			126	Lexington-Fayette					118	Santa Rosa, CA					258	Bozeman, MT		C			166	Lincoln					88	Sarasota-Bradenton					92	Bridgeport		C			83	Little Rock					149	Savannah					38	Buffalo-Niagara Falls		C			190	Longview-Marshall, TX					17	Seattle-Tacoma					216	Burlington, VT		C			2	Los Angeles					102	Shreveport					103	Canton		C			46	Louisville					232	Sioux City, IA					178	Cape Cod, MA		C			163	Lubbock					202	Sioux Falls					237	Cape May, NJ		C			222	Lufkin-Nacogdoches, TX					152	South Bend					255	Casper		C			139	Macon					97	Spokane					189	Cedar Rapids		C			120	Madison					172	Springfield, IL					87	Charleston, SC		C			179	Manchester					71	Springfield, MA					142	Charleston, WV		C			76	McAllen-Brownsville					158	Springfield, MO					41	Charlotte-Gastonia-Rock Hill		C			206	Medford-Ashland, OR					125	Stamford-Norwalk, CT					217	Charlotteville, VA		C			111	Melbourne-Titusville-Cocoa					242	Staunton-Waynesboro, VA					96	Chattanooga		C			48	Memphis					197	Steubenville-Weirton					254	Cheyenne, WY		C			252	Meridian, MS					98	Stockton					3	Chicago		C			11	Miami-Ft. Lauderdale-Hollywood					62	Syracuse					184	Chico, CA		C			26	Milwaukee-Racine					177	Tallahassee					30	Cincinnati		C			18	Minneapolis-St. Paul					22	Tampa-St. Petersburg-Clearwater					21	Cleveland		C			257	Minot, ND					168	Terre Haute					85	Coastal North Carolina		C			90	Mobile					228	Texarkana, TX					116	Colorado Springs		C			131	Modesto					70	Toledo					233	Columbia, MO		C			44	Monmouth-Ocean, NJ					167	Topeka					93	Columbia, SC		C			207	Monroe, LA					129	Trenton, NJ					150	Columbus, GA		C			75	Monterey-Salinas-Santa Cruz					212	Tri Cities, WA (Richland-Kennewick-Pasco)					34	Columbus, OH		C			134	Montgomery					65	Tucson					122	Corpus Christi		C			95	Morristown, NJ					57	Tulsa					8	Dallas-Ft. Worth		C			200	Muskegon, MI					205	Tuscaloosa, AL					174	Danbury, CT		C			215	Naples-Marco Island, FL					194	Tyler, TX					245	Danville, IL		C			47	Nashville					130	Utica-Rome					45	Dayton		C			12	Nassau-Suffolk (Long Island)					253	Victoria, TX					120	Daytona Beach		C			84	New Bedford-Fall River, MA					175	Waco					24	Denver-Boulder		C			82	New Haven-Meriden					9	Washington, DC					112	Des Moines		C			32	New Orleans					164	Waterbury, CT					6	Detroit		C			1	New York					201	Waterloo-Cedar Falls					221	Dothan, AL		C			33	Norfolk-Virginia Beach-Newport News					244	Watertown, NY					192	Dubuque, IA		C			224	Northwest Michigan, MI (Traverse City-Petoskey-Charlevoix)					56	West Palm Beach-Boca Raton					147	Duluth-Superior		C			148	Odessa-Midland, TX					182	Wheeling					208	Eau Claire, WI		C			43	Oklahoma City					89	Wichita					79	El Paso		C			69	Omaha-Council Bluffs					219	Wichita Falls, TX					138	Erie		C			49	Orlando					59	Wilkes Barre-Scranton					143	Eugene-Springfield		C			248	Owensboro, KY					229	Williamsport, PA					136	Evansville		C			107	Oxnard-Ventura					77	Wilmington, DE					203	Fargo-Moorhead		C			187	Palm Springs, CA					191	Wilmington, NC					146	Fayetteville, NC		C			226	Panama City, FL					101	Worcester					169	Fayetteville-Springdale, AR		C			195	Parkersburg-Manetta, WV-OH					182	Yakima, WA					100	Flint		C			227	Pascagoula-Moss Point, MS					104	York					133	Ft. Myers, FL		C									81	Youngstown-Warren					160	Ft. Pierce, FL		C															185	Ft. Smith, AR		C															204	Ft. Walton Beach, FL		C															123	Ft. Wayne		C																																																																																																																																																																																																																																																																																																																																																																																																								
16	Baltimore		C			145	Johnstown					137	Rockford					250	Bangor, ME		C			210	Joplin, MO					31	Sacramento					78	Baton Rouge		C			161	Kalamazoo					105	Saginaw-Bay City-Midland					213	Battle Creek, MI		C			27	Kansas City					186	St. Cloud, MN					110	Beaumont-Port Arthur		C			153	Killeen-Temple, TX					14	St. Louis					249	Beckley, WV		C			68	Knoxville					151	Salisbury-Ocean City					259	Big Spring, TX		C			241	La Crosse, WI					37	Salt Lake City-Ogden-Provo					225	Billings		C			220	Lafayette, IN					238	San Angelo, TX					170	Biloxi-Gulfport, MS		C			165	Lafayette, LA					35	San Antonio					141	Binghamton		C			188	Lake Charles, LA					19	San Diego					51	Birmingham		C			113	Lakeland-Winter Haven					66	San Diego North County					246	Bismarck, ND		C			108	Lansing-East Lansing					4	San Francisco					218	Bloomington		C			99	Las Vegas					29	San Jose					135	Boise		C			193	Laurel-Hattiesburg, MS					173	Santa Barbara, CA					7	Boston		C			231	Lawton, OK					235	Santa Fe, NM					159	Boulder, CO		C			126	Lexington-Fayette					118	Santa Rosa, CA					258	Bozeman, MT		C			166	Lincoln					88	Sarasota-Bradenton					92	Bridgeport		C			83	Little Rock					149	Savannah					38	Buffalo-Niagara Falls		C			190	Longview-Marshall, TX					17	Seattle-Tacoma					216	Burlington, VT		C			2	Los Angeles					102	Shreveport					103	Canton		C			46	Louisville					232	Sioux City, IA					178	Cape Cod, MA		C			163	Lubbock					202	Sioux Falls					237	Cape May, NJ		C			222	Lufkin-Nacogdoches, TX					152	South Bend					255	Casper		C			139	Macon					97	Spokane					189	Cedar Rapids		C			120	Madison					172	Springfield, IL					87	Charleston, SC		C			179	Manchester					71	Springfield, MA					142	Charleston, WV		C			76	McAllen-Brownsville					158	Springfield, MO					41	Charlotte-Gastonia-Rock Hill		C			206	Medford-Ashland, OR					125	Stamford-Norwalk, CT					217	Charlotteville, VA		C			111	Melbourne-Titusville-Cocoa					242	Staunton-Waynesboro, VA					96	Chattanooga		C			48	Memphis					197	Steubenville-Weirton					254	Cheyenne, WY		C			252	Meridian, MS					98	Stockton					3	Chicago		C			11	Miami-Ft. Lauderdale-Hollywood					62	Syracuse					184	Chico, CA		C			26	Milwaukee-Racine					177	Tallahassee					30	Cincinnati		C			18	Minneapolis-St. Paul					22	Tampa-St. Petersburg-Clearwater					21	Cleveland		C			257	Minot, ND					168	Terre Haute					85	Coastal North Carolina		C			90	Mobile					228	Texarkana, TX					116	Colorado Springs		C			131	Modesto					70	Toledo					233	Columbia, MO		C			44	Monmouth-Ocean, NJ					167	Topeka					93	Columbia, SC		C			207	Monroe, LA					129	Trenton, NJ					150	Columbus, GA		C			75	Monterey-Salinas-Santa Cruz					212	Tri Cities, WA (Richland-Kennewick-Pasco)					34	Columbus, OH		C			134	Montgomery					65	Tucson					122	Corpus Christi		C			95	Morristown, NJ					57	Tulsa					8	Dallas-Ft. Worth		C			200	Muskegon, MI					205	Tuscaloosa, AL					174	Danbury, CT		C			215	Naples-Marco Island, FL					194	Tyler, TX					245	Danville, IL		C			47	Nashville					130	Utica-Rome					45	Dayton		C			12	Nassau-Suffolk (Long Island)					253	Victoria, TX					120	Daytona Beach		C			84	New Bedford-Fall River, MA					175	Waco					24	Denver-Boulder		C			82	New Haven-Meriden					9	Washington, DC					112	Des Moines		C			32	New Orleans					164	Waterbury, CT					6	Detroit		C			1	New York					201	Waterloo-Cedar Falls					221	Dothan, AL		C			33	Norfolk-Virginia Beach-Newport News					244	Watertown, NY					192	Dubuque, IA		C			224	Northwest Michigan, MI (Traverse City-Petoskey-Charlevoix)					56	West Palm Beach-Boca Raton					147	Duluth-Superior		C			148	Odessa-Midland, TX					182	Wheeling					208	Eau Claire, WI		C			43	Oklahoma City					89	Wichita					79	El Paso		C			69	Omaha-Council Bluffs					219	Wichita Falls, TX					138	Erie		C			49	Orlando					59	Wilkes Barre-Scranton					143	Eugene-Springfield		C			248	Owensboro, KY					229	Williamsport, PA					136	Evansville		C			107	Oxnard-Ventura					77	Wilmington, DE					203	Fargo-Moorhead		C			187	Palm Springs, CA					191	Wilmington, NC					146	Fayetteville, NC		C			226	Panama City, FL					101	Worcester					169	Fayetteville-Springdale, AR		C			195	Parkersburg-Manetta, WV-OH					182	Yakima, WA					100	Flint		C			227	Pascagoula-Moss Point, MS					104	York					133	Ft. Myers, FL		C									81	Youngstown-Warren					160	Ft. Pierce, FL		C															185	Ft. Smith, AR		C															204	Ft. Walton Beach, FL		C															123	Ft. Wayne		C																																																																																																																																																																																																																																																																																																																																																																																																																										
250	Bangor, ME		C			210	Joplin, MO					31	Sacramento					78	Baton Rouge		C			161	Kalamazoo					105	Saginaw-Bay City-Midland					213	Battle Creek, MI		C			27	Kansas City					186	St. Cloud, MN					110	Beaumont-Port Arthur		C			153	Killeen-Temple, TX					14	St. Louis					249	Beckley, WV		C			68	Knoxville					151	Salisbury-Ocean City					259	Big Spring, TX		C			241	La Crosse, WI					37	Salt Lake City-Ogden-Provo					225	Billings		C			220	Lafayette, IN					238	San Angelo, TX					170	Biloxi-Gulfport, MS		C			165	Lafayette, LA					35	San Antonio					141	Binghamton		C			188	Lake Charles, LA					19	San Diego					51	Birmingham		C			113	Lakeland-Winter Haven					66	San Diego North County					246	Bismarck, ND		C			108	Lansing-East Lansing					4	San Francisco					218	Bloomington		C			99	Las Vegas					29	San Jose					135	Boise		C			193	Laurel-Hattiesburg, MS					173	Santa Barbara, CA					7	Boston		C			231	Lawton, OK					235	Santa Fe, NM					159	Boulder, CO		C			126	Lexington-Fayette					118	Santa Rosa, CA					258	Bozeman, MT		C			166	Lincoln					88	Sarasota-Bradenton					92	Bridgeport		C			83	Little Rock					149	Savannah					38	Buffalo-Niagara Falls		C			190	Longview-Marshall, TX					17	Seattle-Tacoma					216	Burlington, VT		C			2	Los Angeles					102	Shreveport					103	Canton		C			46	Louisville					232	Sioux City, IA					178	Cape Cod, MA		C			163	Lubbock					202	Sioux Falls					237	Cape May, NJ		C			222	Lufkin-Nacogdoches, TX					152	South Bend					255	Casper		C			139	Macon					97	Spokane					189	Cedar Rapids		C			120	Madison					172	Springfield, IL					87	Charleston, SC		C			179	Manchester					71	Springfield, MA					142	Charleston, WV		C			76	McAllen-Brownsville					158	Springfield, MO					41	Charlotte-Gastonia-Rock Hill		C			206	Medford-Ashland, OR					125	Stamford-Norwalk, CT					217	Charlotteville, VA		C			111	Melbourne-Titusville-Cocoa					242	Staunton-Waynesboro, VA					96	Chattanooga		C			48	Memphis					197	Steubenville-Weirton					254	Cheyenne, WY		C			252	Meridian, MS					98	Stockton					3	Chicago		C			11	Miami-Ft. Lauderdale-Hollywood					62	Syracuse					184	Chico, CA		C			26	Milwaukee-Racine					177	Tallahassee					30	Cincinnati		C			18	Minneapolis-St. Paul					22	Tampa-St. Petersburg-Clearwater					21	Cleveland		C			257	Minot, ND					168	Terre Haute					85	Coastal North Carolina		C			90	Mobile					228	Texarkana, TX					116	Colorado Springs		C			131	Modesto					70	Toledo					233	Columbia, MO		C			44	Monmouth-Ocean, NJ					167	Topeka					93	Columbia, SC		C			207	Monroe, LA					129	Trenton, NJ					150	Columbus, GA		C			75	Monterey-Salinas-Santa Cruz					212	Tri Cities, WA (Richland-Kennewick-Pasco)					34	Columbus, OH		C			134	Montgomery					65	Tucson					122	Corpus Christi		C			95	Morristown, NJ					57	Tulsa					8	Dallas-Ft. Worth		C			200	Muskegon, MI					205	Tuscaloosa, AL					174	Danbury, CT		C			215	Naples-Marco Island, FL					194	Tyler, TX					245	Danville, IL		C			47	Nashville					130	Utica-Rome					45	Dayton		C			12	Nassau-Suffolk (Long Island)					253	Victoria, TX					120	Daytona Beach		C			84	New Bedford-Fall River, MA					175	Waco					24	Denver-Boulder		C			82	New Haven-Meriden					9	Washington, DC					112	Des Moines		C			32	New Orleans					164	Waterbury, CT					6	Detroit		C			1	New York					201	Waterloo-Cedar Falls					221	Dothan, AL		C			33	Norfolk-Virginia Beach-Newport News					244	Watertown, NY					192	Dubuque, IA		C			224	Northwest Michigan, MI (Traverse City-Petoskey-Charlevoix)					56	West Palm Beach-Boca Raton					147	Duluth-Superior		C			148	Odessa-Midland, TX					182	Wheeling					208	Eau Claire, WI		C			43	Oklahoma City					89	Wichita					79	El Paso		C			69	Omaha-Council Bluffs					219	Wichita Falls, TX					138	Erie		C			49	Orlando					59	Wilkes Barre-Scranton					143	Eugene-Springfield		C			248	Owensboro, KY					229	Williamsport, PA					136	Evansville		C			107	Oxnard-Ventura					77	Wilmington, DE					203	Fargo-Moorhead		C			187	Palm Springs, CA					191	Wilmington, NC					146	Fayetteville, NC		C			226	Panama City, FL					101	Worcester					169	Fayetteville-Springdale, AR		C			195	Parkersburg-Manetta, WV-OH					182	Yakima, WA					100	Flint		C			227	Pascagoula-Moss Point, MS					104	York					133	Ft. Myers, FL		C									81	Youngstown-Warren					160	Ft. Pierce, FL		C															185	Ft. Smith, AR		C															204	Ft. Walton Beach, FL		C															123	Ft. Wayne		C																																																																																																																																																																																																																																																																																																																																																																																																																																												
78	Baton Rouge		C			161	Kalamazoo					105	Saginaw-Bay City-Midland					213	Battle Creek, MI		C			27	Kansas City					186	St. Cloud, MN					110	Beaumont-Port Arthur		C			153	Killeen-Temple, TX					14	St. Louis					249	Beckley, WV		C			68	Knoxville					151	Salisbury-Ocean City					259	Big Spring, TX		C			241	La Crosse, WI					37	Salt Lake City-Ogden-Provo					225	Billings		C			220	Lafayette, IN					238	San Angelo, TX					170	Biloxi-Gulfport, MS		C			165	Lafayette, LA					35	San Antonio					141	Binghamton		C			188	Lake Charles, LA					19	San Diego					51	Birmingham		C			113	Lakeland-Winter Haven					66	San Diego North County					246	Bismarck, ND		C			108	Lansing-East Lansing					4	San Francisco					218	Bloomington		C			99	Las Vegas					29	San Jose					135	Boise		C			193	Laurel-Hattiesburg, MS					173	Santa Barbara, CA					7	Boston		C			231	Lawton, OK					235	Santa Fe, NM					159	Boulder, CO		C			126	Lexington-Fayette					118	Santa Rosa, CA					258	Bozeman, MT		C			166	Lincoln					88	Sarasota-Bradenton					92	Bridgeport		C			83	Little Rock					149	Savannah					38	Buffalo-Niagara Falls		C			190	Longview-Marshall, TX					17	Seattle-Tacoma					216	Burlington, VT		C			2	Los Angeles					102	Shreveport					103	Canton		C			46	Louisville					232	Sioux City, IA					178	Cape Cod, MA		C			163	Lubbock					202	Sioux Falls					237	Cape May, NJ		C			222	Lufkin-Nacogdoches, TX					152	South Bend					255	Casper		C			139	Macon					97	Spokane					189	Cedar Rapids		C			120	Madison					172	Springfield, IL					87	Charleston, SC		C			179	Manchester					71	Springfield, MA					142	Charleston, WV		C			76	McAllen-Brownsville					158	Springfield, MO					41	Charlotte-Gastonia-Rock Hill		C			206	Medford-Ashland, OR					125	Stamford-Norwalk, CT					217	Charlotteville, VA		C			111	Melbourne-Titusville-Cocoa					242	Staunton-Waynesboro, VA					96	Chattanooga		C			48	Memphis					197	Steubenville-Weirton					254	Cheyenne, WY		C			252	Meridian, MS					98	Stockton					3	Chicago		C			11	Miami-Ft. Lauderdale-Hollywood					62	Syracuse					184	Chico, CA		C			26	Milwaukee-Racine					177	Tallahassee					30	Cincinnati		C			18	Minneapolis-St. Paul					22	Tampa-St. Petersburg-Clearwater					21	Cleveland		C			257	Minot, ND					168	Terre Haute					85	Coastal North Carolina		C			90	Mobile					228	Texarkana, TX					116	Colorado Springs		C			131	Modesto					70	Toledo					233	Columbia, MO		C			44	Monmouth-Ocean, NJ					167	Topeka					93	Columbia, SC		C			207	Monroe, LA					129	Trenton, NJ					150	Columbus, GA		C			75	Monterey-Salinas-Santa Cruz					212	Tri Cities, WA (Richland-Kennewick-Pasco)					34	Columbus, OH		C			134	Montgomery					65	Tucson					122	Corpus Christi		C			95	Morristown, NJ					57	Tulsa					8	Dallas-Ft. Worth		C			200	Muskegon, MI					205	Tuscaloosa, AL					174	Danbury, CT		C			215	Naples-Marco Island, FL					194	Tyler, TX					245	Danville, IL		C			47	Nashville					130	Utica-Rome					45	Dayton		C			12	Nassau-Suffolk (Long Island)					253	Victoria, TX					120	Daytona Beach		C			84	New Bedford-Fall River, MA					175	Waco					24	Denver-Boulder		C			82	New Haven-Meriden					9	Washington, DC					112	Des Moines		C			32	New Orleans					164	Waterbury, CT					6	Detroit		C			1	New York					201	Waterloo-Cedar Falls					221	Dothan, AL		C			33	Norfolk-Virginia Beach-Newport News					244	Watertown, NY					192	Dubuque, IA		C			224	Northwest Michigan, MI (Traverse City-Petoskey-Charlevoix)					56	West Palm Beach-Boca Raton					147	Duluth-Superior		C			148	Odessa-Midland, TX					182	Wheeling					208	Eau Claire, WI		C			43	Oklahoma City					89	Wichita					79	El Paso		C			69	Omaha-Council Bluffs					219	Wichita Falls, TX					138	Erie		C			49	Orlando					59	Wilkes Barre-Scranton					143	Eugene-Springfield		C			248	Owensboro, KY					229	Williamsport, PA					136	Evansville		C			107	Oxnard-Ventura					77	Wilmington, DE					203	Fargo-Moorhead		C			187	Palm Springs, CA					191	Wilmington, NC					146	Fayetteville, NC		C			226	Panama City, FL					101	Worcester					169	Fayetteville-Springdale, AR		C			195	Parkersburg-Manetta, WV-OH					182	Yakima, WA					100	Flint		C			227	Pascagoula-Moss Point, MS					104	York					133	Ft. Myers, FL		C									81	Youngstown-Warren					160	Ft. Pierce, FL		C															185	Ft. Smith, AR		C															204	Ft. Walton Beach, FL		C															123	Ft. Wayne		C																																																																																																																																																																																																																																																																																																																																																																																																																																																														
213	Battle Creek, MI		C			27	Kansas City					186	St. Cloud, MN					110	Beaumont-Port Arthur		C			153	Killeen-Temple, TX					14	St. Louis					249	Beckley, WV		C			68	Knoxville					151	Salisbury-Ocean City					259	Big Spring, TX		C			241	La Crosse, WI					37	Salt Lake City-Ogden-Provo					225	Billings		C			220	Lafayette, IN					238	San Angelo, TX					170	Biloxi-Gulfport, MS		C			165	Lafayette, LA					35	San Antonio					141	Binghamton		C			188	Lake Charles, LA					19	San Diego					51	Birmingham		C			113	Lakeland-Winter Haven					66	San Diego North County					246	Bismarck, ND		C			108	Lansing-East Lansing					4	San Francisco					218	Bloomington		C			99	Las Vegas					29	San Jose					135	Boise		C			193	Laurel-Hattiesburg, MS					173	Santa Barbara, CA					7	Boston		C			231	Lawton, OK					235	Santa Fe, NM					159	Boulder, CO		C			126	Lexington-Fayette					118	Santa Rosa, CA					258	Bozeman, MT		C			166	Lincoln					88	Sarasota-Bradenton					92	Bridgeport		C			83	Little Rock					149	Savannah					38	Buffalo-Niagara Falls		C			190	Longview-Marshall, TX					17	Seattle-Tacoma					216	Burlington, VT		C			2	Los Angeles					102	Shreveport					103	Canton		C			46	Louisville					232	Sioux City, IA					178	Cape Cod, MA		C			163	Lubbock					202	Sioux Falls					237	Cape May, NJ		C			222	Lufkin-Nacogdoches, TX					152	South Bend					255	Casper		C			139	Macon					97	Spokane					189	Cedar Rapids		C			120	Madison					172	Springfield, IL					87	Charleston, SC		C			179	Manchester					71	Springfield, MA					142	Charleston, WV		C			76	McAllen-Brownsville					158	Springfield, MO					41	Charlotte-Gastonia-Rock Hill		C			206	Medford-Ashland, OR					125	Stamford-Norwalk, CT					217	Charlotteville, VA		C			111	Melbourne-Titusville-Cocoa					242	Staunton-Waynesboro, VA					96	Chattanooga		C			48	Memphis					197	Steubenville-Weirton					254	Cheyenne, WY		C			252	Meridian, MS					98	Stockton					3	Chicago		C			11	Miami-Ft. Lauderdale-Hollywood					62	Syracuse					184	Chico, CA		C			26	Milwaukee-Racine					177	Tallahassee					30	Cincinnati		C			18	Minneapolis-St. Paul					22	Tampa-St. Petersburg-Clearwater					21	Cleveland		C			257	Minot, ND					168	Terre Haute					85	Coastal North Carolina		C			90	Mobile					228	Texarkana, TX					116	Colorado Springs		C			131	Modesto					70	Toledo					233	Columbia, MO		C			44	Monmouth-Ocean, NJ					167	Topeka					93	Columbia, SC		C			207	Monroe, LA					129	Trenton, NJ					150	Columbus, GA		C			75	Monterey-Salinas-Santa Cruz					212	Tri Cities, WA (Richland-Kennewick-Pasco)					34	Columbus, OH		C			134	Montgomery					65	Tucson					122	Corpus Christi		C			95	Morristown, NJ					57	Tulsa					8	Dallas-Ft. Worth		C			200	Muskegon, MI					205	Tuscaloosa, AL					174	Danbury, CT		C			215	Naples-Marco Island, FL					194	Tyler, TX					245	Danville, IL		C			47	Nashville					130	Utica-Rome					45	Dayton		C			12	Nassau-Suffolk (Long Island)					253	Victoria, TX					120	Daytona Beach		C			84	New Bedford-Fall River, MA					175	Waco					24	Denver-Boulder		C			82	New Haven-Meriden					9	Washington, DC					112	Des Moines		C			32	New Orleans					164	Waterbury, CT					6	Detroit		C			1	New York					201	Waterloo-Cedar Falls					221	Dothan, AL		C			33	Norfolk-Virginia Beach-Newport News					244	Watertown, NY					192	Dubuque, IA		C			224	Northwest Michigan, MI (Traverse City-Petoskey-Charlevoix)					56	West Palm Beach-Boca Raton					147	Duluth-Superior		C			148	Odessa-Midland, TX					182	Wheeling					208	Eau Claire, WI		C			43	Oklahoma City					89	Wichita					79	El Paso		C			69	Omaha-Council Bluffs					219	Wichita Falls, TX					138	Erie		C			49	Orlando					59	Wilkes Barre-Scranton					143	Eugene-Springfield		C			248	Owensboro, KY					229	Williamsport, PA					136	Evansville		C			107	Oxnard-Ventura					77	Wilmington, DE					203	Fargo-Moorhead		C			187	Palm Springs, CA					191	Wilmington, NC					146	Fayetteville, NC		C			226	Panama City, FL					101	Worcester					169	Fayetteville-Springdale, AR		C			195	Parkersburg-Manetta, WV-OH					182	Yakima, WA					100	Flint		C			227	Pascagoula-Moss Point, MS					104	York					133	Ft. Myers, FL		C									81	Youngstown-Warren					160	Ft. Pierce, FL		C															185	Ft. Smith, AR		C															204	Ft. Walton Beach, FL		C															123	Ft. Wayne		C																																																																																																																																																																																																																																																																																																																																																																																																																																																																																
110	Beaumont-Port Arthur		C			153	Killeen-Temple, TX					14	St. Louis					249	Beckley, WV		C			68	Knoxville					151	Salisbury-Ocean City					259	Big Spring, TX		C			241	La Crosse, WI					37	Salt Lake City-Ogden-Provo					225	Billings		C			220	Lafayette, IN					238	San Angelo, TX					170	Biloxi-Gulfport, MS		C			165	Lafayette, LA					35	San Antonio					141	Binghamton		C			188	Lake Charles, LA					19	San Diego					51	Birmingham		C			113	Lakeland-Winter Haven					66	San Diego North County					246	Bismarck, ND		C			108	Lansing-East Lansing					4	San Francisco					218	Bloomington		C			99	Las Vegas					29	San Jose					135	Boise		C			193	Laurel-Hattiesburg, MS					173	Santa Barbara, CA					7	Boston		C			231	Lawton, OK					235	Santa Fe, NM					159	Boulder, CO		C			126	Lexington-Fayette					118	Santa Rosa, CA					258	Bozeman, MT		C			166	Lincoln					88	Sarasota-Bradenton					92	Bridgeport		C			83	Little Rock					149	Savannah					38	Buffalo-Niagara Falls		C			190	Longview-Marshall, TX					17	Seattle-Tacoma					216	Burlington, VT		C			2	Los Angeles					102	Shreveport					103	Canton		C			46	Louisville					232	Sioux City, IA					178	Cape Cod, MA		C			163	Lubbock					202	Sioux Falls					237	Cape May, NJ		C			222	Lufkin-Nacogdoches, TX					152	South Bend					255	Casper		C			139	Macon					97	Spokane					189	Cedar Rapids		C			120	Madison					172	Springfield, IL					87	Charleston, SC		C			179	Manchester					71	Springfield, MA					142	Charleston, WV		C			76	McAllen-Brownsville					158	Springfield, MO					41	Charlotte-Gastonia-Rock Hill		C			206	Medford-Ashland, OR					125	Stamford-Norwalk, CT					217	Charlotteville, VA		C			111	Melbourne-Titusville-Cocoa					242	Staunton-Waynesboro, VA					96	Chattanooga		C			48	Memphis					197	Steubenville-Weirton					254	Cheyenne, WY		C			252	Meridian, MS					98	Stockton					3	Chicago		C			11	Miami-Ft. Lauderdale-Hollywood					62	Syracuse					184	Chico, CA		C			26	Milwaukee-Racine					177	Tallahassee					30	Cincinnati		C			18	Minneapolis-St. Paul					22	Tampa-St. Petersburg-Clearwater					21	Cleveland		C			257	Minot, ND					168	Terre Haute					85	Coastal North Carolina		C			90	Mobile					228	Texarkana, TX					116	Colorado Springs		C			131	Modesto					70	Toledo					233	Columbia, MO		C			44	Monmouth-Ocean, NJ					167	Topeka					93	Columbia, SC		C			207	Monroe, LA					129	Trenton, NJ					150	Columbus, GA		C			75	Monterey-Salinas-Santa Cruz					212	Tri Cities, WA (Richland-Kennewick-Pasco)					34	Columbus, OH		C			134	Montgomery					65	Tucson					122	Corpus Christi		C			95	Morristown, NJ					57	Tulsa					8	Dallas-Ft. Worth		C			200	Muskegon, MI					205	Tuscaloosa, AL					174	Danbury, CT		C			215	Naples-Marco Island, FL					194	Tyler, TX					245	Danville, IL		C			47	Nashville					130	Utica-Rome					45	Dayton		C			12	Nassau-Suffolk (Long Island)					253	Victoria, TX					120	Daytona Beach		C			84	New Bedford-Fall River, MA					175	Waco					24	Denver-Boulder		C			82	New Haven-Meriden					9	Washington, DC					112	Des Moines		C			32	New Orleans					164	Waterbury, CT					6	Detroit		C			1	New York					201	Waterloo-Cedar Falls					221	Dothan, AL		C			33	Norfolk-Virginia Beach-Newport News					244	Watertown, NY					192	Dubuque, IA		C			224	Northwest Michigan, MI (Traverse City-Petoskey-Charlevoix)					56	West Palm Beach-Boca Raton					147	Duluth-Superior		C			148	Odessa-Midland, TX					182	Wheeling					208	Eau Claire, WI		C			43	Oklahoma City					89	Wichita					79	El Paso		C			69	Omaha-Council Bluffs					219	Wichita Falls, TX					138	Erie		C			49	Orlando					59	Wilkes Barre-Scranton					143	Eugene-Springfield		C			248	Owensboro, KY					229	Williamsport, PA					136	Evansville		C			107	Oxnard-Ventura					77	Wilmington, DE					203	Fargo-Moorhead		C			187	Palm Springs, CA					191	Wilmington, NC					146	Fayetteville, NC		C			226	Panama City, FL					101	Worcester					169	Fayetteville-Springdale, AR		C			195	Parkersburg-Manetta, WV-OH					182	Yakima, WA					100	Flint		C			227	Pascagoula-Moss Point, MS					104	York					133	Ft. Myers, FL		C									81	Youngstown-Warren					160	Ft. Pierce, FL		C															185	Ft. Smith, AR		C															204	Ft. Walton Beach, FL		C															123	Ft. Wayne		C																																																																																																																																																																																																																																																																																																																																																																																																																																																																																																		
249	Beckley, WV		C			68	Knoxville					151	Salisbury-Ocean City					259	Big Spring, TX		C			241	La Crosse, WI					37	Salt Lake City-Ogden-Provo					225	Billings		C			220	Lafayette, IN					238	San Angelo, TX					170	Biloxi-Gulfport, MS		C			165	Lafayette, LA					35	San Antonio					141	Binghamton		C			188	Lake Charles, LA					19	San Diego					51	Birmingham		C			113	Lakeland-Winter Haven					66	San Diego North County					246	Bismarck, ND		C			108	Lansing-East Lansing					4	San Francisco					218	Bloomington		C			99	Las Vegas					29	San Jose					135	Boise		C			193	Laurel-Hattiesburg, MS					173	Santa Barbara, CA					7	Boston		C			231	Lawton, OK					235	Santa Fe, NM					159	Boulder, CO		C			126	Lexington-Fayette					118	Santa Rosa, CA					258	Bozeman, MT		C			166	Lincoln					88	Sarasota-Bradenton					92	Bridgeport		C			83	Little Rock					149	Savannah					38	Buffalo-Niagara Falls		C			190	Longview-Marshall, TX					17	Seattle-Tacoma					216	Burlington, VT		C			2	Los Angeles					102	Shreveport					103	Canton		C			46	Louisville					232	Sioux City, IA					178	Cape Cod, MA		C			163	Lubbock					202	Sioux Falls					237	Cape May, NJ		C			222	Lufkin-Nacogdoches, TX					152	South Bend					255	Casper		C			139	Macon					97	Spokane					189	Cedar Rapids		C			120	Madison					172	Springfield, IL					87	Charleston, SC		C			179	Manchester					71	Springfield, MA					142	Charleston, WV		C			76	McAllen-Brownsville					158	Springfield, MO					41	Charlotte-Gastonia-Rock Hill		C			206	Medford-Ashland, OR					125	Stamford-Norwalk, CT					217	Charlotteville, VA		C			111	Melbourne-Titusville-Cocoa					242	Staunton-Waynesboro, VA					96	Chattanooga		C			48	Memphis					197	Steubenville-Weirton					254	Cheyenne, WY		C			252	Meridian, MS					98	Stockton					3	Chicago		C			11	Miami-Ft. Lauderdale-Hollywood					62	Syracuse					184	Chico, CA		C			26	Milwaukee-Racine					177	Tallahassee					30	Cincinnati		C			18	Minneapolis-St. Paul					22	Tampa-St. Petersburg-Clearwater					21	Cleveland		C			257	Minot, ND					168	Terre Haute					85	Coastal North Carolina		C			90	Mobile					228	Texarkana, TX					116	Colorado Springs		C			131	Modesto					70	Toledo					233	Columbia, MO		C			44	Monmouth-Ocean, NJ					167	Topeka					93	Columbia, SC		C			207	Monroe, LA					129	Trenton, NJ					150	Columbus, GA		C			75	Monterey-Salinas-Santa Cruz					212	Tri Cities, WA (Richland-Kennewick-Pasco)					34	Columbus, OH		C			134	Montgomery					65	Tucson					122	Corpus Christi		C			95	Morristown, NJ					57	Tulsa					8	Dallas-Ft. Worth		C			200	Muskegon, MI					205	Tuscaloosa, AL					174	Danbury, CT		C			215	Naples-Marco Island, FL					194	Tyler, TX					245	Danville, IL		C			47	Nashville					130	Utica-Rome					45	Dayton		C			12	Nassau-Suffolk (Long Island)					253	Victoria, TX					120	Daytona Beach		C			84	New Bedford-Fall River, MA					175	Waco					24	Denver-Boulder		C			82	New Haven-Meriden					9	Washington, DC					112	Des Moines		C			32	New Orleans					164	Waterbury, CT					6	Detroit		C			1	New York					201	Waterloo-Cedar Falls					221	Dothan, AL		C			33	Norfolk-Virginia Beach-Newport News					244	Watertown, NY					192	Dubuque, IA		C			224	Northwest Michigan, MI (Traverse City-Petoskey-Charlevoix)					56	West Palm Beach-Boca Raton					147	Duluth-Superior		C			148	Odessa-Midland, TX					182	Wheeling					208	Eau Claire, WI		C			43	Oklahoma City					89	Wichita					79	El Paso		C			69	Omaha-Council Bluffs					219	Wichita Falls, TX					138	Erie		C			49	Orlando					59	Wilkes Barre-Scranton					143	Eugene-Springfield		C			248	Owensboro, KY					229	Williamsport, PA					136	Evansville		C			107	Oxnard-Ventura					77	Wilmington, DE					203	Fargo-Moorhead		C			187	Palm Springs, CA					191	Wilmington, NC					146	Fayetteville, NC		C			226	Panama City, FL					101	Worcester					169	Fayetteville-Springdale, AR		C			195	Parkersburg-Manetta, WV-OH					182	Yakima, WA					100	Flint		C			227	Pascagoula-Moss Point, MS					104	York					133	Ft. Myers, FL		C									81	Youngstown-Warren					160	Ft. Pierce, FL		C															185	Ft. Smith, AR		C															204	Ft. Walton Beach, FL		C															123	Ft. Wayne		C																																																																																																																																																																																																																																																																																																																																																																																																																																																																																																																				
259	Big Spring, TX		C			241	La Crosse, WI					37	Salt Lake City-Ogden-Provo					225	Billings		C			220	Lafayette, IN					238	San Angelo, TX					170	Biloxi-Gulfport, MS		C			165	Lafayette, LA					35	San Antonio					141	Binghamton		C			188	Lake Charles, LA					19	San Diego					51	Birmingham		C			113	Lakeland-Winter Haven					66	San Diego North County					246	Bismarck, ND		C			108	Lansing-East Lansing					4	San Francisco					218	Bloomington		C			99	Las Vegas					29	San Jose					135	Boise		C			193	Laurel-Hattiesburg, MS					173	Santa Barbara, CA					7	Boston		C			231	Lawton, OK					235	Santa Fe, NM					159	Boulder, CO		C			126	Lexington-Fayette					118	Santa Rosa, CA					258	Bozeman, MT		C			166	Lincoln					88	Sarasota-Bradenton					92	Bridgeport		C			83	Little Rock					149	Savannah					38	Buffalo-Niagara Falls		C			190	Longview-Marshall, TX					17	Seattle-Tacoma					216	Burlington, VT		C			2	Los Angeles					102	Shreveport					103	Canton		C			46	Louisville					232	Sioux City, IA					178	Cape Cod, MA		C			163	Lubbock					202	Sioux Falls					237	Cape May, NJ		C			222	Lufkin-Nacogdoches, TX					152	South Bend					255	Casper		C			139	Macon					97	Spokane					189	Cedar Rapids		C			120	Madison					172	Springfield, IL					87	Charleston, SC		C			179	Manchester					71	Springfield, MA					142	Charleston, WV		C			76	McAllen-Brownsville					158	Springfield, MO					41	Charlotte-Gastonia-Rock Hill		C			206	Medford-Ashland, OR					125	Stamford-Norwalk, CT					217	Charlotteville, VA		C			111	Melbourne-Titusville-Cocoa					242	Staunton-Waynesboro, VA					96	Chattanooga		C			48	Memphis					197	Steubenville-Weirton					254	Cheyenne, WY		C			252	Meridian, MS					98	Stockton					3	Chicago		C			11	Miami-Ft. Lauderdale-Hollywood					62	Syracuse					184	Chico, CA		C			26	Milwaukee-Racine					177	Tallahassee					30	Cincinnati		C			18	Minneapolis-St. Paul					22	Tampa-St. Petersburg-Clearwater					21	Cleveland		C			257	Minot, ND					168	Terre Haute					85	Coastal North Carolina		C			90	Mobile					228	Texarkana, TX					116	Colorado Springs		C			131	Modesto					70	Toledo					233	Columbia, MO		C			44	Monmouth-Ocean, NJ					167	Topeka					93	Columbia, SC		C			207	Monroe, LA					129	Trenton, NJ					150	Columbus, GA		C			75	Monterey-Salinas-Santa Cruz					212	Tri Cities, WA (Richland-Kennewick-Pasco)					34	Columbus, OH		C			134	Montgomery					65	Tucson					122	Corpus Christi		C			95	Morristown, NJ					57	Tulsa					8	Dallas-Ft. Worth		C			200	Muskegon, MI					205	Tuscaloosa, AL					174	Danbury, CT		C			215	Naples-Marco Island, FL					194	Tyler, TX					245	Danville, IL		C			47	Nashville					130	Utica-Rome					45	Dayton		C			12	Nassau-Suffolk (Long Island)					253	Victoria, TX					120	Daytona Beach		C			84	New Bedford-Fall River, MA					175	Waco					24	Denver-Boulder		C			82	New Haven-Meriden					9	Washington, DC					112	Des Moines		C			32	New Orleans					164	Waterbury, CT					6	Detroit		C			1	New York					201	Waterloo-Cedar Falls					221	Dothan, AL		C			33	Norfolk-Virginia Beach-Newport News					244	Watertown, NY					192	Dubuque, IA		C			224	Northwest Michigan, MI (Traverse City-Petoskey-Charlevoix)					56	West Palm Beach-Boca Raton					147	Duluth-Superior		C			148	Odessa-Midland, TX					182	Wheeling					208	Eau Claire, WI		C			43	Oklahoma City					89	Wichita					79	El Paso		C			69	Omaha-Council Bluffs					219	Wichita Falls, TX					138	Erie		C			49	Orlando					59	Wilkes Barre-Scranton					143	Eugene-Springfield		C			248	Owensboro, KY					229	Williamsport, PA					136	Evansville		C			107	Oxnard-Ventura					77	Wilmington, DE					203	Fargo-Moorhead		C			187	Palm Springs, CA					191	Wilmington, NC					146	Fayetteville, NC		C			226	Panama City, FL					101	Worcester					169	Fayetteville-Springdale, AR		C			195	Parkersburg-Manetta, WV-OH					182	Yakima, WA					100	Flint		C			227	Pascagoula-Moss Point, MS					104	York					133	Ft. Myers, FL		C									81	Youngstown-Warren					160	Ft. Pierce, FL		C															185	Ft. Smith, AR		C															204	Ft. Walton Beach, FL		C															123	Ft. Wayne		C																																																																																																																																																																																																																																																																																																																																																																																																																																																																																																																																						
225	Billings		C			220	Lafayette, IN					238	San Angelo, TX					170	Biloxi-Gulfport, MS		C			165	Lafayette, LA					35	San Antonio					141	Binghamton		C			188	Lake Charles, LA					19	San Diego					51	Birmingham		C			113	Lakeland-Winter Haven					66	San Diego North County					246	Bismarck, ND		C			108	Lansing-East Lansing					4	San Francisco					218	Bloomington		C			99	Las Vegas					29	San Jose					135	Boise		C			193	Laurel-Hattiesburg, MS					173	Santa Barbara, CA					7	Boston		C			231	Lawton, OK					235	Santa Fe, NM					159	Boulder, CO		C			126	Lexington-Fayette					118	Santa Rosa, CA					258	Bozeman, MT		C			166	Lincoln					88	Sarasota-Bradenton					92	Bridgeport		C			83	Little Rock					149	Savannah					38	Buffalo-Niagara Falls		C			190	Longview-Marshall, TX					17	Seattle-Tacoma					216	Burlington, VT		C			2	Los Angeles					102	Shreveport					103	Canton		C			46	Louisville					232	Sioux City, IA					178	Cape Cod, MA		C			163	Lubbock					202	Sioux Falls					237	Cape May, NJ		C			222	Lufkin-Nacogdoches, TX					152	South Bend					255	Casper		C			139	Macon					97	Spokane					189	Cedar Rapids		C			120	Madison					172	Springfield, IL					87	Charleston, SC		C			179	Manchester					71	Springfield, MA					142	Charleston, WV		C			76	McAllen-Brownsville					158	Springfield, MO					41	Charlotte-Gastonia-Rock Hill		C			206	Medford-Ashland, OR					125	Stamford-Norwalk, CT					217	Charlotteville, VA		C			111	Melbourne-Titusville-Cocoa					242	Staunton-Waynesboro, VA					96	Chattanooga		C			48	Memphis					197	Steubenville-Weirton					254	Cheyenne, WY		C			252	Meridian, MS					98	Stockton					3	Chicago		C			11	Miami-Ft. Lauderdale-Hollywood					62	Syracuse					184	Chico, CA		C			26	Milwaukee-Racine					177	Tallahassee					30	Cincinnati		C			18	Minneapolis-St. Paul					22	Tampa-St. Petersburg-Clearwater					21	Cleveland		C			257	Minot, ND					168	Terre Haute					85	Coastal North Carolina		C			90	Mobile					228	Texarkana, TX					116	Colorado Springs		C			131	Modesto					70	Toledo					233	Columbia, MO		C			44	Monmouth-Ocean, NJ					167	Topeka					93	Columbia, SC		C			207	Monroe, LA					129	Trenton, NJ					150	Columbus, GA		C			75	Monterey-Salinas-Santa Cruz					212	Tri Cities, WA (Richland-Kennewick-Pasco)					34	Columbus, OH		C			134	Montgomery					65	Tucson					122	Corpus Christi		C			95	Morristown, NJ					57	Tulsa					8	Dallas-Ft. Worth		C			200	Muskegon, MI					205	Tuscaloosa, AL					174	Danbury, CT		C			215	Naples-Marco Island, FL					194	Tyler, TX					245	Danville, IL		C			47	Nashville					130	Utica-Rome					45	Dayton		C			12	Nassau-Suffolk (Long Island)					253	Victoria, TX					120	Daytona Beach		C			84	New Bedford-Fall River, MA					175	Waco					24	Denver-Boulder		C			82	New Haven-Meriden					9	Washington, DC					112	Des Moines		C			32	New Orleans					164	Waterbury, CT					6	Detroit		C			1	New York					201	Waterloo-Cedar Falls					221	Dothan, AL		C			33	Norfolk-Virginia Beach-Newport News					244	Watertown, NY					192	Dubuque, IA		C			224	Northwest Michigan, MI (Traverse City-Petoskey-Charlevoix)					56	West Palm Beach-Boca Raton					147	Duluth-Superior		C			148	Odessa-Midland, TX					182	Wheeling					208	Eau Claire, WI		C			43	Oklahoma City					89	Wichita					79	El Paso		C			69	Omaha-Council Bluffs					219	Wichita Falls, TX					138	Erie		C			49	Orlando					59	Wilkes Barre-Scranton					143	Eugene-Springfield		C			248	Owensboro, KY					229	Williamsport, PA					136	Evansville		C			107	Oxnard-Ventura					77	Wilmington, DE					203	Fargo-Moorhead		C			187	Palm Springs, CA					191	Wilmington, NC					146	Fayetteville, NC		C			226	Panama City, FL					101	Worcester					169	Fayetteville-Springdale, AR		C			195	Parkersburg-Manetta, WV-OH					182	Yakima, WA					100	Flint		C			227	Pascagoula-Moss Point, MS					104	York					133	Ft. Myers, FL		C									81	Youngstown-Warren					160	Ft. Pierce, FL		C															185	Ft. Smith, AR		C															204	Ft. Walton Beach, FL		C															123	Ft. Wayne		C																																																																																																																																																																																																																																																																																																																																																																																																																																																																																																																																																								
170	Biloxi-Gulfport, MS		C			165	Lafayette, LA					35	San Antonio					141	Binghamton		C			188	Lake Charles, LA					19	San Diego					51	Birmingham		C			113	Lakeland-Winter Haven					66	San Diego North County					246	Bismarck, ND		C			108	Lansing-East Lansing					4	San Francisco					218	Bloomington		C			99	Las Vegas					29	San Jose					135	Boise		C			193	Laurel-Hattiesburg, MS					173	Santa Barbara, CA					7	Boston		C			231	Lawton, OK					235	Santa Fe, NM					159	Boulder, CO		C			126	Lexington-Fayette					118	Santa Rosa, CA					258	Bozeman, MT		C			166	Lincoln					88	Sarasota-Bradenton					92	Bridgeport		C			83	Little Rock					149	Savannah					38	Buffalo-Niagara Falls		C			190	Longview-Marshall, TX					17	Seattle-Tacoma					216	Burlington, VT		C			2	Los Angeles					102	Shreveport					103	Canton		C			46	Louisville					232	Sioux City, IA					178	Cape Cod, MA		C			163	Lubbock					202	Sioux Falls					237	Cape May, NJ		C			222	Lufkin-Nacogdoches, TX					152	South Bend					255	Casper		C			139	Macon					97	Spokane					189	Cedar Rapids		C			120	Madison					172	Springfield, IL					87	Charleston, SC		C			179	Manchester					71	Springfield, MA					142	Charleston, WV		C			76	McAllen-Brownsville					158	Springfield, MO					41	Charlotte-Gastonia-Rock Hill		C			206	Medford-Ashland, OR					125	Stamford-Norwalk, CT					217	Charlotteville, VA		C			111	Melbourne-Titusville-Cocoa					242	Staunton-Waynesboro, VA					96	Chattanooga		C			48	Memphis					197	Steubenville-Weirton					254	Cheyenne, WY		C			252	Meridian, MS					98	Stockton					3	Chicago		C			11	Miami-Ft. Lauderdale-Hollywood					62	Syracuse					184	Chico, CA		C			26	Milwaukee-Racine					177	Tallahassee					30	Cincinnati		C			18	Minneapolis-St. Paul					22	Tampa-St. Petersburg-Clearwater					21	Cleveland		C			257	Minot, ND					168	Terre Haute					85	Coastal North Carolina		C			90	Mobile					228	Texarkana, TX					116	Colorado Springs		C			131	Modesto					70	Toledo					233	Columbia, MO		C			44	Monmouth-Ocean, NJ					167	Topeka					93	Columbia, SC		C			207	Monroe, LA					129	Trenton, NJ					150	Columbus, GA		C			75	Monterey-Salinas-Santa Cruz					212	Tri Cities, WA (Richland-Kennewick-Pasco)					34	Columbus, OH		C			134	Montgomery					65	Tucson					122	Corpus Christi		C			95	Morristown, NJ					57	Tulsa					8	Dallas-Ft. Worth		C			200	Muskegon, MI					205	Tuscaloosa, AL					174	Danbury, CT		C			215	Naples-Marco Island, FL					194	Tyler, TX					245	Danville, IL		C			47	Nashville					130	Utica-Rome					45	Dayton		C			12	Nassau-Suffolk (Long Island)					253	Victoria, TX					120	Daytona Beach		C			84	New Bedford-Fall River, MA					175	Waco					24	Denver-Boulder		C			82	New Haven-Meriden					9	Washington, DC					112	Des Moines		C			32	New Orleans					164	Waterbury, CT					6	Detroit		C			1	New York					201	Waterloo-Cedar Falls					221	Dothan, AL		C			33	Norfolk-Virginia Beach-Newport News					244	Watertown, NY					192	Dubuque, IA		C			224	Northwest Michigan, MI (Traverse City-Petoskey-Charlevoix)					56	West Palm Beach-Boca Raton					147	Duluth-Superior		C			148	Odessa-Midland, TX					182	Wheeling					208	Eau Claire, WI		C			43	Oklahoma City					89	Wichita					79	El Paso		C			69	Omaha-Council Bluffs					219	Wichita Falls, TX					138	Erie		C			49	Orlando					59	Wilkes Barre-Scranton					143	Eugene-Springfield		C			248	Owensboro, KY					229	Williamsport, PA					136	Evansville		C			107	Oxnard-Ventura					77	Wilmington, DE					203	Fargo-Moorhead		C			187	Palm Springs, CA					191	Wilmington, NC					146	Fayetteville, NC		C			226	Panama City, FL					101	Worcester					169	Fayetteville-Springdale, AR		C			195	Parkersburg-Manetta, WV-OH					182	Yakima, WA					100	Flint		C			227	Pascagoula-Moss Point, MS					104	York					133	Ft. Myers, FL		C									81	Youngstown-Warren					160	Ft. Pierce, FL		C															185	Ft. Smith, AR		C															204	Ft. Walton Beach, FL		C															123	Ft. Wayne		C																																																																																																																																																																																																																																																																																																																																																																																																																																																																																																																																																																										
141	Binghamton		C			188	Lake Charles, LA					19	San Diego					51	Birmingham		C			113	Lakeland-Winter Haven					66	San Diego North County					246	Bismarck, ND		C			108	Lansing-East Lansing					4	San Francisco					218	Bloomington		C			99	Las Vegas					29	San Jose					135	Boise		C			193	Laurel-Hattiesburg, MS					173	Santa Barbara, CA					7	Boston		C			231	Lawton, OK					235	Santa Fe, NM					159	Boulder, CO		C			126	Lexington-Fayette					118	Santa Rosa, CA					258	Bozeman, MT		C			166	Lincoln					88	Sarasota-Bradenton					92	Bridgeport		C			83	Little Rock					149	Savannah					38	Buffalo-Niagara Falls		C			190	Longview-Marshall, TX					17	Seattle-Tacoma					216	Burlington, VT		C			2	Los Angeles					102	Shreveport					103	Canton		C			46	Louisville					232	Sioux City, IA					178	Cape Cod, MA		C			163	Lubbock					202	Sioux Falls					237	Cape May, NJ		C			222	Lufkin-Nacogdoches, TX					152	South Bend					255	Casper		C			139	Macon					97	Spokane					189	Cedar Rapids		C			120	Madison					172	Springfield, IL					87	Charleston, SC		C			179	Manchester					71	Springfield, MA					142	Charleston, WV		C			76	McAllen-Brownsville					158	Springfield, MO					41	Charlotte-Gastonia-Rock Hill		C			206	Medford-Ashland, OR					125	Stamford-Norwalk, CT					217	Charlotteville, VA		C			111	Melbourne-Titusville-Cocoa					242	Staunton-Waynesboro, VA					96	Chattanooga		C			48	Memphis					197	Steubenville-Weirton					254	Cheyenne, WY		C			252	Meridian, MS					98	Stockton					3	Chicago		C			11	Miami-Ft. Lauderdale-Hollywood					62	Syracuse					184	Chico, CA		C			26	Milwaukee-Racine					177	Tallahassee					30	Cincinnati		C			18	Minneapolis-St. Paul					22	Tampa-St. Petersburg-Clearwater					21	Cleveland		C			257	Minot, ND					168	Terre Haute					85	Coastal North Carolina		C			90	Mobile					228	Texarkana, TX					116	Colorado Springs		C			131	Modesto					70	Toledo					233	Columbia, MO		C			44	Monmouth-Ocean, NJ					167	Topeka					93	Columbia, SC		C			207	Monroe, LA					129	Trenton, NJ					150	Columbus, GA		C			75	Monterey-Salinas-Santa Cruz					212	Tri Cities, WA (Richland-Kennewick-Pasco)					34	Columbus, OH		C			134	Montgomery					65	Tucson					122	Corpus Christi		C			95	Morristown, NJ					57	Tulsa					8	Dallas-Ft. Worth		C			200	Muskegon, MI					205	Tuscaloosa, AL					174	Danbury, CT		C			215	Naples-Marco Island, FL					194	Tyler, TX					245	Danville, IL		C			47	Nashville					130	Utica-Rome					45	Dayton		C			12	Nassau-Suffolk (Long Island)					253	Victoria, TX					120	Daytona Beach		C			84	New Bedford-Fall River, MA					175	Waco					24	Denver-Boulder		C			82	New Haven-Meriden					9	Washington, DC					112	Des Moines		C			32	New Orleans					164	Waterbury, CT					6	Detroit		C			1	New York					201	Waterloo-Cedar Falls					221	Dothan, AL		C			33	Norfolk-Virginia Beach-Newport News					244	Watertown, NY					192	Dubuque, IA		C			224	Northwest Michigan, MI (Traverse City-Petoskey-Charlevoix)					56	West Palm Beach-Boca Raton					147	Duluth-Superior		C			148	Odessa-Midland, TX					182	Wheeling					208	Eau Claire, WI		C			43	Oklahoma City					89	Wichita					79	El Paso		C			69	Omaha-Council Bluffs					219	Wichita Falls, TX					138	Erie		C			49	Orlando					59	Wilkes Barre-Scranton					143	Eugene-Springfield		C			248	Owensboro, KY					229	Williamsport, PA					136	Evansville		C			107	Oxnard-Ventura					77	Wilmington, DE					203	Fargo-Moorhead		C			187	Palm Springs, CA					191	Wilmington, NC					146	Fayetteville, NC		C			226	Panama City, FL					101	Worcester					169	Fayetteville-Springdale, AR		C			195	Parkersburg-Manetta, WV-OH					182	Yakima, WA					100	Flint		C			227	Pascagoula-Moss Point, MS					104	York					133	Ft. Myers, FL		C									81	Youngstown-Warren					160	Ft. Pierce, FL		C															185	Ft. Smith, AR		C															204	Ft. Walton Beach, FL		C															123	Ft. Wayne		C																																																																																																																																																																																																																																																																																																																																																																																																																																																																																																																																																																																												
51	Birmingham		C			113	Lakeland-Winter Haven					66	San Diego North County					246	Bismarck, ND		C			108	Lansing-East Lansing					4	San Francisco					218	Bloomington		C			99	Las Vegas					29	San Jose					135	Boise		C			193	Laurel-Hattiesburg, MS					173	Santa Barbara, CA					7	Boston		C			231	Lawton, OK					235	Santa Fe, NM					159	Boulder, CO		C			126	Lexington-Fayette					118	Santa Rosa, CA					258	Bozeman, MT		C			166	Lincoln					88	Sarasota-Bradenton					92	Bridgeport		C			83	Little Rock					149	Savannah					38	Buffalo-Niagara Falls		C			190	Longview-Marshall, TX					17	Seattle-Tacoma					216	Burlington, VT		C			2	Los Angeles					102	Shreveport					103	Canton		C			46	Louisville					232	Sioux City, IA					178	Cape Cod, MA		C			163	Lubbock					202	Sioux Falls					237	Cape May, NJ		C			222	Lufkin-Nacogdoches, TX					152	South Bend					255	Casper		C			139	Macon					97	Spokane					189	Cedar Rapids		C			120	Madison					172	Springfield, IL					87	Charleston, SC		C			179	Manchester					71	Springfield, MA					142	Charleston, WV		C			76	McAllen-Brownsville					158	Springfield, MO					41	Charlotte-Gastonia-Rock Hill		C			206	Medford-Ashland, OR					125	Stamford-Norwalk, CT					217	Charlotteville, VA		C			111	Melbourne-Titusville-Cocoa					242	Staunton-Waynesboro, VA					96	Chattanooga		C			48	Memphis					197	Steubenville-Weirton					254	Cheyenne, WY		C			252	Meridian, MS					98	Stockton					3	Chicago		C			11	Miami-Ft. Lauderdale-Hollywood					62	Syracuse					184	Chico, CA		C			26	Milwaukee-Racine					177	Tallahassee					30	Cincinnati		C			18	Minneapolis-St. Paul					22	Tampa-St. Petersburg-Clearwater					21	Cleveland		C			257	Minot, ND					168	Terre Haute					85	Coastal North Carolina		C			90	Mobile					228	Texarkana, TX					116	Colorado Springs		C			131	Modesto					70	Toledo					233	Columbia, MO		C			44	Monmouth-Ocean, NJ					167	Topeka					93	Columbia, SC		C			207	Monroe, LA					129	Trenton, NJ					150	Columbus, GA		C			75	Monterey-Salinas-Santa Cruz					212	Tri Cities, WA (Richland-Kennewick-Pasco)					34	Columbus, OH		C			134	Montgomery					65	Tucson					122	Corpus Christi		C			95	Morristown, NJ					57	Tulsa					8	Dallas-Ft. Worth		C			200	Muskegon, MI					205	Tuscaloosa, AL					174	Danbury, CT		C			215	Naples-Marco Island, FL					194	Tyler, TX					245	Danville, IL		C			47	Nashville					130	Utica-Rome					45	Dayton		C			12	Nassau-Suffolk (Long Island)					253	Victoria, TX					120	Daytona Beach		C			84	New Bedford-Fall River, MA					175	Waco					24	Denver-Boulder		C			82	New Haven-Meriden					9	Washington, DC					112	Des Moines		C			32	New Orleans					164	Waterbury, CT					6	Detroit		C			1	New York					201	Waterloo-Cedar Falls					221	Dothan, AL		C			33	Norfolk-Virginia Beach-Newport News					244	Watertown, NY					192	Dubuque, IA		C			224	Northwest Michigan, MI (Traverse City-Petoskey-Charlevoix)					56	West Palm Beach-Boca Raton					147	Duluth-Superior		C			148	Odessa-Midland, TX					182	Wheeling					208	Eau Claire, WI		C			43	Oklahoma City					89	Wichita					79	El Paso		C			69	Omaha-Council Bluffs					219	Wichita Falls, TX					138	Erie		C			49	Orlando					59	Wilkes Barre-Scranton					143	Eugene-Springfield		C			248	Owensboro, KY					229	Williamsport, PA					136	Evansville		C			107	Oxnard-Ventura					77	Wilmington, DE					203	Fargo-Moorhead		C			187	Palm Springs, CA					191	Wilmington, NC					146	Fayetteville, NC		C			226	Panama City, FL					101	Worcester					169	Fayetteville-Springdale, AR		C			195	Parkersburg-Manetta, WV-OH					182	Yakima, WA					100	Flint		C			227	Pascagoula-Moss Point, MS					104	York					133	Ft. Myers, FL		C									81	Youngstown-Warren					160	Ft. Pierce, FL		C															185	Ft. Smith, AR		C															204	Ft. Walton Beach, FL		C															123	Ft. Wayne		C																																																																																																																																																																																																																																																																																																																																																																																																																																																																																																																																																																																																														
246	Bismarck, ND		C			108	Lansing-East Lansing					4	San Francisco					218	Bloomington		C			99	Las Vegas					29	San Jose					135	Boise		C			193	Laurel-Hattiesburg, MS					173	Santa Barbara, CA					7	Boston		C			231	Lawton, OK					235	Santa Fe, NM					159	Boulder, CO		C			126	Lexington-Fayette					118	Santa Rosa, CA					258	Bozeman, MT		C			166	Lincoln					88	Sarasota-Bradenton					92	Bridgeport		C			83	Little Rock					149	Savannah					38	Buffalo-Niagara Falls		C			190	Longview-Marshall, TX					17	Seattle-Tacoma					216	Burlington, VT		C			2	Los Angeles					102	Shreveport					103	Canton		C			46	Louisville					232	Sioux City, IA					178	Cape Cod, MA		C			163	Lubbock					202	Sioux Falls					237	Cape May, NJ		C			222	Lufkin-Nacogdoches, TX					152	South Bend					255	Casper		C			139	Macon					97	Spokane					189	Cedar Rapids		C			120	Madison					172	Springfield, IL					87	Charleston, SC		C			179	Manchester					71	Springfield, MA					142	Charleston, WV		C			76	McAllen-Brownsville					158	Springfield, MO					41	Charlotte-Gastonia-Rock Hill		C			206	Medford-Ashland, OR					125	Stamford-Norwalk, CT					217	Charlotteville, VA		C			111	Melbourne-Titusville-Cocoa					242	Staunton-Waynesboro, VA					96	Chattanooga		C			48	Memphis					197	Steubenville-Weirton					254	Cheyenne, WY		C			252	Meridian, MS					98	Stockton					3	Chicago		C			11	Miami-Ft. Lauderdale-Hollywood					62	Syracuse					184	Chico, CA		C			26	Milwaukee-Racine					177	Tallahassee					30	Cincinnati		C			18	Minneapolis-St. Paul					22	Tampa-St. Petersburg-Clearwater					21	Cleveland		C			257	Minot, ND					168	Terre Haute					85	Coastal North Carolina		C			90	Mobile					228	Texarkana, TX					116	Colorado Springs		C			131	Modesto					70	Toledo					233	Columbia, MO		C			44	Monmouth-Ocean, NJ					167	Topeka					93	Columbia, SC		C			207	Monroe, LA					129	Trenton, NJ					150	Columbus, GA		C			75	Monterey-Salinas-Santa Cruz					212	Tri Cities, WA (Richland-Kennewick-Pasco)					34	Columbus, OH		C			134	Montgomery					65	Tucson					122	Corpus Christi		C			95	Morristown, NJ					57	Tulsa					8	Dallas-Ft. Worth		C			200	Muskegon, MI					205	Tuscaloosa, AL					174	Danbury, CT		C			215	Naples-Marco Island, FL					194	Tyler, TX					245	Danville, IL		C			47	Nashville					130	Utica-Rome					45	Dayton		C			12	Nassau-Suffolk (Long Island)					253	Victoria, TX					120	Daytona Beach		C			84	New Bedford-Fall River, MA					175	Waco					24	Denver-Boulder		C			82	New Haven-Meriden					9	Washington, DC					112	Des Moines		C			32	New Orleans					164	Waterbury, CT					6	Detroit		C			1	New York					201	Waterloo-Cedar Falls					221	Dothan, AL		C			33	Norfolk-Virginia Beach-Newport News					244	Watertown, NY					192	Dubuque, IA		C			224	Northwest Michigan, MI (Traverse City-Petoskey-Charlevoix)					56	West Palm Beach-Boca Raton					147	Duluth-Superior		C			148	Odessa-Midland, TX					182	Wheeling					208	Eau Claire, WI		C			43	Oklahoma City					89	Wichita					79	El Paso		C			69	Omaha-Council Bluffs					219	Wichita Falls, TX					138	Erie		C			49	Orlando					59	Wilkes Barre-Scranton					143	Eugene-Springfield		C			248	Owensboro, KY					229	Williamsport, PA					136	Evansville		C			107	Oxnard-Ventura					77	Wilmington, DE					203	Fargo-Moorhead		C			187	Palm Springs, CA					191	Wilmington, NC					146	Fayetteville, NC		C			226	Panama City, FL					101	Worcester					169	Fayetteville-Springdale, AR		C			195	Parkersburg-Manetta, WV-OH					182	Yakima, WA					100	Flint		C			227	Pascagoula-Moss Point, MS					104	York					133	Ft. Myers, FL		C									81	Youngstown-Warren					160	Ft. Pierce, FL		C															185	Ft. Smith, AR		C															204	Ft. Walton Beach, FL		C															123	Ft. Wayne		C																																																																																																																																																																																																																																																																																																																																																																																																																																																																																																																																																																																																																																
218	Bloomington		C			99	Las Vegas					29	San Jose					135	Boise		C			193	Laurel-Hattiesburg, MS					173	Santa Barbara, CA					7	Boston		C			231	Lawton, OK					235	Santa Fe, NM					159	Boulder, CO		C			126	Lexington-Fayette					118	Santa Rosa, CA					258	Bozeman, MT		C			166	Lincoln					88	Sarasota-Bradenton					92	Bridgeport		C			83	Little Rock					149	Savannah					38	Buffalo-Niagara Falls		C			190	Longview-Marshall, TX					17	Seattle-Tacoma					216	Burlington, VT		C			2	Los Angeles					102	Shreveport					103	Canton		C			46	Louisville					232	Sioux City, IA					178	Cape Cod, MA		C			163	Lubbock					202	Sioux Falls					237	Cape May, NJ		C			222	Lufkin-Nacogdoches, TX					152	South Bend					255	Casper		C			139	Macon					97	Spokane					189	Cedar Rapids		C			120	Madison					172	Springfield, IL					87	Charleston, SC		C			179	Manchester					71	Springfield, MA					142	Charleston, WV		C			76	McAllen-Brownsville					158	Springfield, MO					41	Charlotte-Gastonia-Rock Hill		C			206	Medford-Ashland, OR					125	Stamford-Norwalk, CT					217	Charlotteville, VA		C			111	Melbourne-Titusville-Cocoa					242	Staunton-Waynesboro, VA					96	Chattanooga		C			48	Memphis					197	Steubenville-Weirton					254	Cheyenne, WY		C			252	Meridian, MS					98	Stockton					3	Chicago		C			11	Miami-Ft. Lauderdale-Hollywood					62	Syracuse					184	Chico, CA		C			26	Milwaukee-Racine					177	Tallahassee					30	Cincinnati		C			18	Minneapolis-St. Paul					22	Tampa-St. Petersburg-Clearwater					21	Cleveland		C			257	Minot, ND					168	Terre Haute					85	Coastal North Carolina		C			90	Mobile					228	Texarkana, TX					116	Colorado Springs		C			131	Modesto					70	Toledo					233	Columbia, MO		C			44	Monmouth-Ocean, NJ					167	Topeka					93	Columbia, SC		C			207	Monroe, LA					129	Trenton, NJ					150	Columbus, GA		C			75	Monterey-Salinas-Santa Cruz					212	Tri Cities, WA (Richland-Kennewick-Pasco)					34	Columbus, OH		C			134	Montgomery					65	Tucson					122	Corpus Christi		C			95	Morristown, NJ					57	Tulsa					8	Dallas-Ft. Worth		C			200	Muskegon, MI					205	Tuscaloosa, AL					174	Danbury, CT		C			215	Naples-Marco Island, FL					194	Tyler, TX					245	Danville, IL		C			47	Nashville					130	Utica-Rome					45	Dayton		C			12	Nassau-Suffolk (Long Island)					253	Victoria, TX					120	Daytona Beach		C			84	New Bedford-Fall River, MA					175	Waco					24	Denver-Boulder		C			82	New Haven-Meriden					9	Washington, DC					112	Des Moines		C			32	New Orleans					164	Waterbury, CT					6	Detroit		C			1	New York					201	Waterloo-Cedar Falls					221	Dothan, AL		C			33	Norfolk-Virginia Beach-Newport News					244	Watertown, NY					192	Dubuque, IA		C			224	Northwest Michigan, MI (Traverse City-Petoskey-Charlevoix)					56	West Palm Beach-Boca Raton					147	Duluth-Superior		C			148	Odessa-Midland, TX					182	Wheeling					208	Eau Claire, WI		C			43	Oklahoma City					89	Wichita					79	El Paso		C			69	Omaha-Council Bluffs					219	Wichita Falls, TX					138	Erie		C			49	Orlando					59	Wilkes Barre-Scranton					143	Eugene-Springfield		C			248	Owensboro, KY					229	Williamsport, PA					136	Evansville		C			107	Oxnard-Ventura					77	Wilmington, DE					203	Fargo-Moorhead		C			187	Palm Springs, CA					191	Wilmington, NC					146	Fayetteville, NC		C			226	Panama City, FL					101	Worcester					169	Fayetteville-Springdale, AR		C			195	Parkersburg-Manetta, WV-OH					182	Yakima, WA					100	Flint		C			227	Pascagoula-Moss Point, MS					104	York					133	Ft. Myers, FL		C									81	Youngstown-Warren					160	Ft. Pierce, FL		C															185	Ft. Smith, AR		C															204	Ft. Walton Beach, FL		C															123	Ft. Wayne		C																																																																																																																																																																																																																																																																																																																																																																																																																																																																																																																																																																																																																																																		
135	Boise		C			193	Laurel-Hattiesburg, MS					173	Santa Barbara, CA					7	Boston		C			231	Lawton, OK					235	Santa Fe, NM					159	Boulder, CO		C			126	Lexington-Fayette					118	Santa Rosa, CA					258	Bozeman, MT		C			166	Lincoln					88	Sarasota-Bradenton					92	Bridgeport		C			83	Little Rock					149	Savannah					38	Buffalo-Niagara Falls		C			190	Longview-Marshall, TX					17	Seattle-Tacoma					216	Burlington, VT		C			2	Los Angeles					102	Shreveport					103	Canton		C			46	Louisville					232	Sioux City, IA					178	Cape Cod, MA		C			163	Lubbock					202	Sioux Falls					237	Cape May, NJ		C			222	Lufkin-Nacogdoches, TX					152	South Bend					255	Casper		C			139	Macon					97	Spokane					189	Cedar Rapids		C			120	Madison					172	Springfield, IL					87	Charleston, SC		C			179	Manchester					71	Springfield, MA					142	Charleston, WV		C			76	McAllen-Brownsville					158	Springfield, MO					41	Charlotte-Gastonia-Rock Hill		C			206	Medford-Ashland, OR					125	Stamford-Norwalk, CT					217	Charlotteville, VA		C			111	Melbourne-Titusville-Cocoa					242	Staunton-Waynesboro, VA					96	Chattanooga		C			48	Memphis					197	Steubenville-Weirton					254	Cheyenne, WY		C			252	Meridian, MS					98	Stockton					3	Chicago		C			11	Miami-Ft. Lauderdale-Hollywood					62	Syracuse					184	Chico, CA		C			26	Milwaukee-Racine					177	Tallahassee					30	Cincinnati		C			18	Minneapolis-St. Paul					22	Tampa-St. Petersburg-Clearwater					21	Cleveland		C			257	Minot, ND					168	Terre Haute					85	Coastal North Carolina		C			90	Mobile					228	Texarkana, TX					116	Colorado Springs		C			131	Modesto					70	Toledo					233	Columbia, MO		C			44	Monmouth-Ocean, NJ					167	Topeka					93	Columbia, SC		C			207	Monroe, LA					129	Trenton, NJ					150	Columbus, GA		C			75	Monterey-Salinas-Santa Cruz					212	Tri Cities, WA (Richland-Kennewick-Pasco)					34	Columbus, OH		C			134	Montgomery					65	Tucson					122	Corpus Christi		C			95	Morristown, NJ					57	Tulsa					8	Dallas-Ft. Worth		C			200	Muskegon, MI					205	Tuscaloosa, AL					174	Danbury, CT		C			215	Naples-Marco Island, FL					194	Tyler, TX					245	Danville, IL		C			47	Nashville					130	Utica-Rome					45	Dayton		C			12	Nassau-Suffolk (Long Island)					253	Victoria, TX					120	Daytona Beach		C			84	New Bedford-Fall River, MA					175	Waco					24	Denver-Boulder		C			82	New Haven-Meriden					9	Washington, DC					112	Des Moines		C			32	New Orleans					164	Waterbury, CT					6	Detroit		C			1	New York					201	Waterloo-Cedar Falls					221	Dothan, AL		C			33	Norfolk-Virginia Beach-Newport News					244	Watertown, NY					192	Dubuque, IA		C			224	Northwest Michigan, MI (Traverse City-Petoskey-Charlevoix)					56	West Palm Beach-Boca Raton					147	Duluth-Superior		C			148	Odessa-Midland, TX					182	Wheeling					208	Eau Claire, WI		C			43	Oklahoma City					89	Wichita					79	El Paso		C			69	Omaha-Council Bluffs					219	Wichita Falls, TX					138	Erie		C			49	Orlando					59	Wilkes Barre-Scranton					143	Eugene-Springfield		C			248	Owensboro, KY					229	Williamsport, PA					136	Evansville		C			107	Oxnard-Ventura					77	Wilmington, DE					203	Fargo-Moorhead		C			187	Palm Springs, CA					191	Wilmington, NC					146	Fayetteville, NC		C			226	Panama City, FL					101	Worcester					169	Fayetteville-Springdale, AR		C			195	Parkersburg-Manetta, WV-OH					182	Yakima, WA					100	Flint		C			227	Pascagoula-Moss Point, MS					104	York					133	Ft. Myers, FL		C									81	Youngstown-Warren					160	Ft. Pierce, FL		C															185	Ft. Smith, AR		C															204	Ft. Walton Beach, FL		C															123	Ft. Wayne		C																																																																																																																																																																																																																																																																																																																																																																																																																																																																																																																																																																																																																																																																				
7	Boston		C			231	Lawton, OK					235	Santa Fe, NM					159	Boulder, CO		C			126	Lexington-Fayette					118	Santa Rosa, CA					258	Bozeman, MT		C			166	Lincoln					88	Sarasota-Bradenton					92	Bridgeport		C			83	Little Rock					149	Savannah					38	Buffalo-Niagara Falls		C			190	Longview-Marshall, TX					17	Seattle-Tacoma					216	Burlington, VT		C			2	Los Angeles					102	Shreveport					103	Canton		C			46	Louisville					232	Sioux City, IA					178	Cape Cod, MA		C			163	Lubbock					202	Sioux Falls					237	Cape May, NJ		C			222	Lufkin-Nacogdoches, TX					152	South Bend					255	Casper		C			139	Macon					97	Spokane					189	Cedar Rapids		C			120	Madison					172	Springfield, IL					87	Charleston, SC		C			179	Manchester					71	Springfield, MA					142	Charleston, WV		C			76	McAllen-Brownsville					158	Springfield, MO					41	Charlotte-Gastonia-Rock Hill		C			206	Medford-Ashland, OR					125	Stamford-Norwalk, CT					217	Charlotteville, VA		C			111	Melbourne-Titusville-Cocoa					242	Staunton-Waynesboro, VA					96	Chattanooga		C			48	Memphis					197	Steubenville-Weirton					254	Cheyenne, WY		C			252	Meridian, MS					98	Stockton					3	Chicago		C			11	Miami-Ft. Lauderdale-Hollywood					62	Syracuse					184	Chico, CA		C			26	Milwaukee-Racine					177	Tallahassee					30	Cincinnati		C			18	Minneapolis-St. Paul					22	Tampa-St. Petersburg-Clearwater					21	Cleveland		C			257	Minot, ND					168	Terre Haute					85	Coastal North Carolina		C			90	Mobile					228	Texarkana, TX					116	Colorado Springs		C			131	Modesto					70	Toledo					233	Columbia, MO		C			44	Monmouth-Ocean, NJ					167	Topeka					93	Columbia, SC		C			207	Monroe, LA					129	Trenton, NJ					150	Columbus, GA		C			75	Monterey-Salinas-Santa Cruz					212	Tri Cities, WA (Richland-Kennewick-Pasco)					34	Columbus, OH		C			134	Montgomery					65	Tucson					122	Corpus Christi		C			95	Morristown, NJ					57	Tulsa					8	Dallas-Ft. Worth		C			200	Muskegon, MI					205	Tuscaloosa, AL					174	Danbury, CT		C			215	Naples-Marco Island, FL					194	Tyler, TX					245	Danville, IL		C			47	Nashville					130	Utica-Rome					45	Dayton		C			12	Nassau-Suffolk (Long Island)					253	Victoria, TX					120	Daytona Beach		C			84	New Bedford-Fall River, MA					175	Waco					24	Denver-Boulder		C			82	New Haven-Meriden					9	Washington, DC					112	Des Moines		C			32	New Orleans					164	Waterbury, CT					6	Detroit		C			1	New York					201	Waterloo-Cedar Falls					221	Dothan, AL		C			33	Norfolk-Virginia Beach-Newport News					244	Watertown, NY					192	Dubuque, IA		C			224	Northwest Michigan, MI (Traverse City-Petoskey-Charlevoix)					56	West Palm Beach-Boca Raton					147	Duluth-Superior		C			148	Odessa-Midland, TX					182	Wheeling					208	Eau Claire, WI		C			43	Oklahoma City					89	Wichita					79	El Paso		C			69	Omaha-Council Bluffs					219	Wichita Falls, TX					138	Erie		C			49	Orlando					59	Wilkes Barre-Scranton					143	Eugene-Springfield		C			248	Owensboro, KY					229	Williamsport, PA					136	Evansville		C			107	Oxnard-Ventura					77	Wilmington, DE					203	Fargo-Moorhead		C			187	Palm Springs, CA					191	Wilmington, NC					146	Fayetteville, NC		C			226	Panama City, FL					101	Worcester					169	Fayetteville-Springdale, AR		C			195	Parkersburg-Manetta, WV-OH					182	Yakima, WA					100	Flint		C			227	Pascagoula-Moss Point, MS					104	York					133	Ft. Myers, FL		C									81	Youngstown-Warren					160	Ft. Pierce, FL		C															185	Ft. Smith, AR		C															204	Ft. Walton Beach, FL		C															123	Ft. Wayne		C																																																																																																																																																																																																																																																																																																																																																																																																																																																																																																																																																																																																																																																																																						
159	Boulder, CO		C			126	Lexington-Fayette					118	Santa Rosa, CA					258	Bozeman, MT		C			166	Lincoln					88	Sarasota-Bradenton					92	Bridgeport		C			83	Little Rock					149	Savannah					38	Buffalo-Niagara Falls		C			190	Longview-Marshall, TX					17	Seattle-Tacoma					216	Burlington, VT		C			2	Los Angeles					102	Shreveport					103	Canton		C			46	Louisville					232	Sioux City, IA					178	Cape Cod, MA		C			163	Lubbock					202	Sioux Falls					237	Cape May, NJ		C			222	Lufkin-Nacogdoches, TX					152	South Bend					255	Casper		C			139	Macon					97	Spokane					189	Cedar Rapids		C			120	Madison					172	Springfield, IL					87	Charleston, SC		C			179	Manchester					71	Springfield, MA					142	Charleston, WV		C			76	McAllen-Brownsville					158	Springfield, MO					41	Charlotte-Gastonia-Rock Hill		C			206	Medford-Ashland, OR					125	Stamford-Norwalk, CT					217	Charlotteville, VA		C			111	Melbourne-Titusville-Cocoa					242	Staunton-Waynesboro, VA					96	Chattanooga		C			48	Memphis					197	Steubenville-Weirton					254	Cheyenne, WY		C			252	Meridian, MS					98	Stockton					3	Chicago		C			11	Miami-Ft. Lauderdale-Hollywood					62	Syracuse					184	Chico, CA		C			26	Milwaukee-Racine					177	Tallahassee					30	Cincinnati		C			18	Minneapolis-St. Paul					22	Tampa-St. Petersburg-Clearwater					21	Cleveland		C			257	Minot, ND					168	Terre Haute					85	Coastal North Carolina		C			90	Mobile					228	Texarkana, TX					116	Colorado Springs		C			131	Modesto					70	Toledo					233	Columbia, MO		C			44	Monmouth-Ocean, NJ					167	Topeka					93	Columbia, SC		C			207	Monroe, LA					129	Trenton, NJ					150	Columbus, GA		C			75	Monterey-Salinas-Santa Cruz					212	Tri Cities, WA (Richland-Kennewick-Pasco)					34	Columbus, OH		C			134	Montgomery					65	Tucson					122	Corpus Christi		C			95	Morristown, NJ					57	Tulsa					8	Dallas-Ft. Worth		C			200	Muskegon, MI					205	Tuscaloosa, AL					174	Danbury, CT		C			215	Naples-Marco Island, FL					194	Tyler, TX					245	Danville, IL		C			47	Nashville					130	Utica-Rome					45	Dayton		C			12	Nassau-Suffolk (Long Island)					253	Victoria, TX					120	Daytona Beach		C			84	New Bedford-Fall River, MA					175	Waco					24	Denver-Boulder		C			82	New Haven-Meriden					9	Washington, DC					112	Des Moines		C			32	New Orleans					164	Waterbury, CT					6	Detroit		C			1	New York					201	Waterloo-Cedar Falls					221	Dothan, AL		C			33	Norfolk-Virginia Beach-Newport News					244	Watertown, NY					192	Dubuque, IA		C			224	Northwest Michigan, MI (Traverse City-Petoskey-Charlevoix)					56	West Palm Beach-Boca Raton					147	Duluth-Superior		C			148	Odessa-Midland, TX					182	Wheeling					208	Eau Claire, WI		C			43	Oklahoma City					89	Wichita					79	El Paso		C			69	Omaha-Council Bluffs					219	Wichita Falls, TX					138	Erie		C			49	Orlando					59	Wilkes Barre-Scranton					143	Eugene-Springfield		C			248	Owensboro, KY					229	Williamsport, PA					136	Evansville		C			107	Oxnard-Ventura					77	Wilmington, DE					203	Fargo-Moorhead		C			187	Palm Springs, CA					191	Wilmington, NC					146	Fayetteville, NC		C			226	Panama City, FL					101	Worcester					169	Fayetteville-Springdale, AR		C			195	Parkersburg-Manetta, WV-OH					182	Yakima, WA					100	Flint		C			227	Pascagoula-Moss Point, MS					104	York					133	Ft. Myers, FL		C									81	Youngstown-Warren					160	Ft. Pierce, FL		C															185	Ft. Smith, AR		C															204	Ft. Walton Beach, FL		C															123	Ft. Wayne		C																																																																																																																																																																																																																																																																																																																																																																																																																																																																																																																																																																																																																																																																																																								
258	Bozeman, MT		C			166	Lincoln					88	Sarasota-Bradenton					92	Bridgeport		C			83	Little Rock					149	Savannah					38	Buffalo-Niagara Falls		C			190	Longview-Marshall, TX					17	Seattle-Tacoma					216	Burlington, VT		C			2	Los Angeles					102	Shreveport					103	Canton		C			46	Louisville					232	Sioux City, IA					178	Cape Cod, MA		C			163	Lubbock					202	Sioux Falls					237	Cape May, NJ		C			222	Lufkin-Nacogdoches, TX					152	South Bend					255	Casper		C			139	Macon					97	Spokane					189	Cedar Rapids		C			120	Madison					172	Springfield, IL					87	Charleston, SC		C			179	Manchester					71	Springfield, MA					142	Charleston, WV		C			76	McAllen-Brownsville					158	Springfield, MO					41	Charlotte-Gastonia-Rock Hill		C			206	Medford-Ashland, OR					125	Stamford-Norwalk, CT					217	Charlotteville, VA		C			111	Melbourne-Titusville-Cocoa					242	Staunton-Waynesboro, VA					96	Chattanooga		C			48	Memphis					197	Steubenville-Weirton					254	Cheyenne, WY		C			252	Meridian, MS					98	Stockton					3	Chicago		C			11	Miami-Ft. Lauderdale-Hollywood					62	Syracuse					184	Chico, CA		C			26	Milwaukee-Racine					177	Tallahassee					30	Cincinnati		C			18	Minneapolis-St. Paul					22	Tampa-St. Petersburg-Clearwater					21	Cleveland		C			257	Minot, ND					168	Terre Haute					85	Coastal North Carolina		C			90	Mobile					228	Texarkana, TX					116	Colorado Springs		C			131	Modesto					70	Toledo					233	Columbia, MO		C			44	Monmouth-Ocean, NJ					167	Topeka					93	Columbia, SC		C			207	Monroe, LA					129	Trenton, NJ					150	Columbus, GA		C			75	Monterey-Salinas-Santa Cruz					212	Tri Cities, WA (Richland-Kennewick-Pasco)					34	Columbus, OH		C			134	Montgomery					65	Tucson					122	Corpus Christi		C			95	Morristown, NJ					57	Tulsa					8	Dallas-Ft. Worth		C			200	Muskegon, MI					205	Tuscaloosa, AL					174	Danbury, CT		C			215	Naples-Marco Island, FL					194	Tyler, TX					245	Danville, IL		C			47	Nashville					130	Utica-Rome					45	Dayton		C			12	Nassau-Suffolk (Long Island)					253	Victoria, TX					120	Daytona Beach		C			84	New Bedford-Fall River, MA					175	Waco					24	Denver-Boulder		C			82	New Haven-Meriden					9	Washington, DC					112	Des Moines		C			32	New Orleans					164	Waterbury, CT					6	Detroit		C			1	New York					201	Waterloo-Cedar Falls					221	Dothan, AL		C			33	Norfolk-Virginia Beach-Newport News					244	Watertown, NY					192	Dubuque, IA		C			224	Northwest Michigan, MI (Traverse City-Petoskey-Charlevoix)					56	West Palm Beach-Boca Raton					147	Duluth-Superior		C			148	Odessa-Midland, TX					182	Wheeling					208	Eau Claire, WI		C			43	Oklahoma City					89	Wichita					79	El Paso		C			69	Omaha-Council Bluffs					219	Wichita Falls, TX					138	Erie		C			49	Orlando					59	Wilkes Barre-Scranton					143	Eugene-Springfield		C			248	Owensboro, KY					229	Williamsport, PA					136	Evansville		C			107	Oxnard-Ventura					77	Wilmington, DE					203	Fargo-Moorhead		C			187	Palm Springs, CA					191	Wilmington, NC					146	Fayetteville, NC		C			226	Panama City, FL					101	Worcester					169	Fayetteville-Springdale, AR		C			195	Parkersburg-Manetta, WV-OH					182	Yakima, WA					100	Flint		C			227	Pascagoula-Moss Point, MS					104	York					133	Ft. Myers, FL		C									81	Youngstown-Warren					160	Ft. Pierce, FL		C															185	Ft. Smith, AR		C															204	Ft. Walton Beach, FL		C															123	Ft. Wayne		C																																																																																																																																																																																																																																																																																																																																																																																																																																																																																																																																																																																																																																																																																																																										
92	Bridgeport		C			83	Little Rock					149	Savannah					38	Buffalo-Niagara Falls		C			190	Longview-Marshall, TX					17	Seattle-Tacoma					216	Burlington, VT		C			2	Los Angeles					102	Shreveport					103	Canton		C			46	Louisville					232	Sioux City, IA					178	Cape Cod, MA		C			163	Lubbock					202	Sioux Falls					237	Cape May, NJ		C			222	Lufkin-Nacogdoches, TX					152	South Bend					255	Casper		C			139	Macon					97	Spokane					189	Cedar Rapids		C			120	Madison					172	Springfield, IL					87	Charleston, SC		C			179	Manchester					71	Springfield, MA					142	Charleston, WV		C			76	McAllen-Brownsville					158	Springfield, MO					41	Charlotte-Gastonia-Rock Hill		C			206	Medford-Ashland, OR					125	Stamford-Norwalk, CT					217	Charlotteville, VA		C			111	Melbourne-Titusville-Cocoa					242	Staunton-Waynesboro, VA					96	Chattanooga		C			48	Memphis					197	Steubenville-Weirton					254	Cheyenne, WY		C			252	Meridian, MS					98	Stockton					3	Chicago		C			11	Miami-Ft. Lauderdale-Hollywood					62	Syracuse					184	Chico, CA		C			26	Milwaukee-Racine					177	Tallahassee					30	Cincinnati		C			18	Minneapolis-St. Paul					22	Tampa-St. Petersburg-Clearwater					21	Cleveland		C			257	Minot, ND					168	Terre Haute					85	Coastal North Carolina		C			90	Mobile					228	Texarkana, TX					116	Colorado Springs		C			131	Modesto					70	Toledo					233	Columbia, MO		C			44	Monmouth-Ocean, NJ					167	Topeka					93	Columbia, SC		C			207	Monroe, LA					129	Trenton, NJ					150	Columbus, GA		C			75	Monterey-Salinas-Santa Cruz					212	Tri Cities, WA (Richland-Kennewick-Pasco)					34	Columbus, OH		C			134	Montgomery					65	Tucson					122	Corpus Christi		C			95	Morristown, NJ					57	Tulsa					8	Dallas-Ft. Worth		C			200	Muskegon, MI					205	Tuscaloosa, AL					174	Danbury, CT		C			215	Naples-Marco Island, FL					194	Tyler, TX					245	Danville, IL		C			47	Nashville					130	Utica-Rome					45	Dayton		C			12	Nassau-Suffolk (Long Island)					253	Victoria, TX					120	Daytona Beach		C			84	New Bedford-Fall River, MA					175	Waco					24	Denver-Boulder		C			82	New Haven-Meriden					9	Washington, DC					112	Des Moines		C			32	New Orleans					164	Waterbury, CT					6	Detroit		C			1	New York					201	Waterloo-Cedar Falls					221	Dothan, AL		C			33	Norfolk-Virginia Beach-Newport News					244	Watertown, NY					192	Dubuque, IA		C			224	Northwest Michigan, MI (Traverse City-Petoskey-Charlevoix)					56	West Palm Beach-Boca Raton					147	Duluth-Superior		C			148	Odessa-Midland, TX					182	Wheeling					208	Eau Claire, WI		C			43	Oklahoma City					89	Wichita					79	El Paso		C			69	Omaha-Council Bluffs					219	Wichita Falls, TX					138	Erie		C			49	Orlando					59	Wilkes Barre-Scranton					143	Eugene-Springfield		C			248	Owensboro, KY					229	Williamsport, PA					136	Evansville		C			107	Oxnard-Ventura					77	Wilmington, DE					203	Fargo-Moorhead		C			187	Palm Springs, CA					191	Wilmington, NC					146	Fayetteville, NC		C			226	Panama City, FL					101	Worcester					169	Fayetteville-Springdale, AR		C			195	Parkersburg-Manetta, WV-OH					182	Yakima, WA					100	Flint		C			227	Pascagoula-Moss Point, MS					104	York					133	Ft. Myers, FL		C									81	Youngstown-Warren					160	Ft. Pierce, FL		C															185	Ft. Smith, AR		C															204	Ft. Walton Beach, FL		C															123	Ft. Wayne		C																																																																																																																																																																																																																																																																																																																																																																																																																																																																																																																																																																																																																																																																																																																																												
38	Buffalo-Niagara Falls		C			190	Longview-Marshall, TX					17	Seattle-Tacoma					216	Burlington, VT		C			2	Los Angeles					102	Shreveport					103	Canton		C			46	Louisville					232	Sioux City, IA					178	Cape Cod, MA		C			163	Lubbock					202	Sioux Falls					237	Cape May, NJ		C			222	Lufkin-Nacogdoches, TX					152	South Bend					255	Casper		C			139	Macon					97	Spokane					189	Cedar Rapids		C			120	Madison					172	Springfield, IL					87	Charleston, SC		C			179	Manchester					71	Springfield, MA					142	Charleston, WV		C			76	McAllen-Brownsville					158	Springfield, MO					41	Charlotte-Gastonia-Rock Hill		C			206	Medford-Ashland, OR					125	Stamford-Norwalk, CT					217	Charlotteville, VA		C			111	Melbourne-Titusville-Cocoa					242	Staunton-Waynesboro, VA					96	Chattanooga		C			48	Memphis					197	Steubenville-Weirton					254	Cheyenne, WY		C			252	Meridian, MS					98	Stockton					3	Chicago		C			11	Miami-Ft. Lauderdale-Hollywood					62	Syracuse					184	Chico, CA		C			26	Milwaukee-Racine					177	Tallahassee					30	Cincinnati		C			18	Minneapolis-St. Paul					22	Tampa-St. Petersburg-Clearwater					21	Cleveland		C			257	Minot, ND					168	Terre Haute					85	Coastal North Carolina		C			90	Mobile					228	Texarkana, TX					116	Colorado Springs		C			131	Modesto					70	Toledo					233	Columbia, MO		C			44	Monmouth-Ocean, NJ					167	Topeka					93	Columbia, SC		C			207	Monroe, LA					129	Trenton, NJ					150	Columbus, GA		C			75	Monterey-Salinas-Santa Cruz					212	Tri Cities, WA (Richland-Kennewick-Pasco)					34	Columbus, OH		C			134	Montgomery					65	Tucson					122	Corpus Christi		C			95	Morristown, NJ					57	Tulsa					8	Dallas-Ft. Worth		C			200	Muskegon, MI					205	Tuscaloosa, AL					174	Danbury, CT		C			215	Naples-Marco Island, FL					194	Tyler, TX					245	Danville, IL		C			47	Nashville					130	Utica-Rome					45	Dayton		C			12	Nassau-Suffolk (Long Island)					253	Victoria, TX					120	Daytona Beach		C			84	New Bedford-Fall River, MA					175	Waco					24	Denver-Boulder		C			82	New Haven-Meriden					9	Washington, DC					112	Des Moines		C			32	New Orleans					164	Waterbury, CT					6	Detroit		C			1	New York					201	Waterloo-Cedar Falls					221	Dothan, AL		C			33	Norfolk-Virginia Beach-Newport News					244	Watertown, NY					192	Dubuque, IA		C			224	Northwest Michigan, MI (Traverse City-Petoskey-Charlevoix)					56	West Palm Beach-Boca Raton					147	Duluth-Superior		C			148	Odessa-Midland, TX					182	Wheeling					208	Eau Claire, WI		C			43	Oklahoma City					89	Wichita					79	El Paso		C			69	Omaha-Council Bluffs					219	Wichita Falls, TX					138	Erie		C			49	Orlando					59	Wilkes Barre-Scranton					143	Eugene-Springfield		C			248	Owensboro, KY					229	Williamsport, PA					136	Evansville		C			107	Oxnard-Ventura					77	Wilmington, DE					203	Fargo-Moorhead		C			187	Palm Springs, CA					191	Wilmington, NC					146	Fayetteville, NC		C			226	Panama City, FL					101	Worcester					169	Fayetteville-Springdale, AR		C			195	Parkersburg-Manetta, WV-OH					182	Yakima, WA					100	Flint		C			227	Pascagoula-Moss Point, MS					104	York					133	Ft. Myers, FL		C									81	Youngstown-Warren					160	Ft. Pierce, FL		C															185	Ft. Smith, AR		C															204	Ft. Walton Beach, FL		C															123	Ft. Wayne		C																																																																																																																																																																																																																																																																																																																																																																																																																																																																																																																																																																																																																																																																																																																																																														
216	Burlington, VT		C			2	Los Angeles					102	Shreveport					103	Canton		C			46	Louisville					232	Sioux City, IA					178	Cape Cod, MA		C			163	Lubbock					202	Sioux Falls					237	Cape May, NJ		C			222	Lufkin-Nacogdoches, TX					152	South Bend					255	Casper		C			139	Macon					97	Spokane					189	Cedar Rapids		C			120	Madison					172	Springfield, IL					87	Charleston, SC		C			179	Manchester					71	Springfield, MA					142	Charleston, WV		C			76	McAllen-Brownsville					158	Springfield, MO					41	Charlotte-Gastonia-Rock Hill		C			206	Medford-Ashland, OR					125	Stamford-Norwalk, CT					217	Charlotteville, VA		C			111	Melbourne-Titusville-Cocoa					242	Staunton-Waynesboro, VA					96	Chattanooga		C			48	Memphis					197	Steubenville-Weirton					254	Cheyenne, WY		C			252	Meridian, MS					98	Stockton					3	Chicago		C			11	Miami-Ft. Lauderdale-Hollywood					62	Syracuse					184	Chico, CA		C			26	Milwaukee-Racine					177	Tallahassee					30	Cincinnati		C			18	Minneapolis-St. Paul					22	Tampa-St. Petersburg-Clearwater					21	Cleveland		C			257	Minot, ND					168	Terre Haute					85	Coastal North Carolina		C			90	Mobile					228	Texarkana, TX					116	Colorado Springs		C			131	Modesto					70	Toledo					233	Columbia, MO		C			44	Monmouth-Ocean, NJ					167	Topeka					93	Columbia, SC		C			207	Monroe, LA					129	Trenton, NJ					150	Columbus, GA		C			75	Monterey-Salinas-Santa Cruz					212	Tri Cities, WA (Richland-Kennewick-Pasco)					34	Columbus, OH		C			134	Montgomery					65	Tucson					122	Corpus Christi		C			95	Morristown, NJ					57	Tulsa					8	Dallas-Ft. Worth		C			200	Muskegon, MI					205	Tuscaloosa, AL					174	Danbury, CT		C			215	Naples-Marco Island, FL					194	Tyler, TX					245	Danville, IL		C			47	Nashville					130	Utica-Rome					45	Dayton		C			12	Nassau-Suffolk (Long Island)					253	Victoria, TX					120	Daytona Beach		C			84	New Bedford-Fall River, MA					175	Waco					24	Denver-Boulder		C			82	New Haven-Meriden					9	Washington, DC					112	Des Moines		C			32	New Orleans					164	Waterbury, CT					6	Detroit		C			1	New York					201	Waterloo-Cedar Falls					221	Dothan, AL		C			33	Norfolk-Virginia Beach-Newport News					244	Watertown, NY					192	Dubuque, IA		C			224	Northwest Michigan, MI (Traverse City-Petoskey-Charlevoix)					56	West Palm Beach-Boca Raton					147	Duluth-Superior		C			148	Odessa-Midland, TX					182	Wheeling					208	Eau Claire, WI		C			43	Oklahoma City					89	Wichita					79	El Paso		C			69	Omaha-Council Bluffs					219	Wichita Falls, TX					138	Erie		C			49	Orlando					59	Wilkes Barre-Scranton					143	Eugene-Springfield		C			248	Owensboro, KY					229	Williamsport, PA					136	Evansville		C			107	Oxnard-Ventura					77	Wilmington, DE					203	Fargo-Moorhead		C			187	Palm Springs, CA					191	Wilmington, NC					146	Fayetteville, NC		C			226	Panama City, FL					101	Worcester					169	Fayetteville-Springdale, AR		C			195	Parkersburg-Manetta, WV-OH					182	Yakima, WA					100	Flint		C			227	Pascagoula-Moss Point, MS					104	York					133	Ft. Myers, FL		C									81	Youngstown-Warren					160	Ft. Pierce, FL		C															185	Ft. Smith, AR		C															204	Ft. Walton Beach, FL		C															123	Ft. Wayne		C																																																																																																																																																																																																																																																																																																																																																																																																																																																																																																																																																																																																																																																																																																																																																																																
103	Canton		C			46	Louisville					232	Sioux City, IA					178	Cape Cod, MA		C			163	Lubbock					202	Sioux Falls					237	Cape May, NJ		C			222	Lufkin-Nacogdoches, TX					152	South Bend					255	Casper		C			139	Macon					97	Spokane					189	Cedar Rapids		C			120	Madison					172	Springfield, IL					87	Charleston, SC		C			179	Manchester					71	Springfield, MA					142	Charleston, WV		C			76	McAllen-Brownsville					158	Springfield, MO					41	Charlotte-Gastonia-Rock Hill		C			206	Medford-Ashland, OR					125	Stamford-Norwalk, CT					217	Charlotteville, VA		C			111	Melbourne-Titusville-Cocoa					242	Staunton-Waynesboro, VA					96	Chattanooga		C			48	Memphis					197	Steubenville-Weirton					254	Cheyenne, WY		C			252	Meridian, MS					98	Stockton					3	Chicago		C			11	Miami-Ft. Lauderdale-Hollywood					62	Syracuse					184	Chico, CA		C			26	Milwaukee-Racine					177	Tallahassee					30	Cincinnati		C			18	Minneapolis-St. Paul					22	Tampa-St. Petersburg-Clearwater					21	Cleveland		C			257	Minot, ND					168	Terre Haute					85	Coastal North Carolina		C			90	Mobile					228	Texarkana, TX					116	Colorado Springs		C			131	Modesto					70	Toledo					233	Columbia, MO		C			44	Monmouth-Ocean, NJ					167	Topeka					93	Columbia, SC		C			207	Monroe, LA					129	Trenton, NJ					150	Columbus, GA		C			75	Monterey-Salinas-Santa Cruz					212	Tri Cities, WA (Richland-Kennewick-Pasco)					34	Columbus, OH		C			134	Montgomery					65	Tucson					122	Corpus Christi		C			95	Morristown, NJ					57	Tulsa					8	Dallas-Ft. Worth		C			200	Muskegon, MI					205	Tuscaloosa, AL					174	Danbury, CT		C			215	Naples-Marco Island, FL					194	Tyler, TX					245	Danville, IL		C			47	Nashville					130	Utica-Rome					45	Dayton		C			12	Nassau-Suffolk (Long Island)					253	Victoria, TX					120	Daytona Beach		C			84	New Bedford-Fall River, MA					175	Waco					24	Denver-Boulder		C			82	New Haven-Meriden					9	Washington, DC					112	Des Moines		C			32	New Orleans					164	Waterbury, CT					6	Detroit		C			1	New York					201	Waterloo-Cedar Falls					221	Dothan, AL		C			33	Norfolk-Virginia Beach-Newport News					244	Watertown, NY					192	Dubuque, IA		C			224	Northwest Michigan, MI (Traverse City-Petoskey-Charlevoix)					56	West Palm Beach-Boca Raton					147	Duluth-Superior		C			148	Odessa-Midland, TX					182	Wheeling					208	Eau Claire, WI		C			43	Oklahoma City					89	Wichita					79	El Paso		C			69	Omaha-Council Bluffs					219	Wichita Falls, TX					138	Erie		C			49	Orlando					59	Wilkes Barre-Scranton					143	Eugene-Springfield		C			248	Owensboro, KY					229	Williamsport, PA					136	Evansville		C			107	Oxnard-Ventura					77	Wilmington, DE					203	Fargo-Moorhead		C			187	Palm Springs, CA					191	Wilmington, NC					146	Fayetteville, NC		C			226	Panama City, FL					101	Worcester					169	Fayetteville-Springdale, AR		C			195	Parkersburg-Manetta, WV-OH					182	Yakima, WA					100	Flint		C			227	Pascagoula-Moss Point, MS					104	York					133	Ft. Myers, FL		C									81	Youngstown-Warren					160	Ft. Pierce, FL		C															185	Ft. Smith, AR		C															204	Ft. Walton Beach, FL		C															123	Ft. Wayne		C																																																																																																																																																																																																																																																																																																																																																																																																																																																																																																																																																																																																																																																																																																																																																																																																		
178	Cape Cod, MA		C			163	Lubbock					202	Sioux Falls					237	Cape May, NJ		C			222	Lufkin-Nacogdoches, TX					152	South Bend					255	Casper		C			139	Macon					97	Spokane					189	Cedar Rapids		C			120	Madison					172	Springfield, IL					87	Charleston, SC		C			179	Manchester					71	Springfield, MA					142	Charleston, WV		C			76	McAllen-Brownsville					158	Springfield, MO					41	Charlotte-Gastonia-Rock Hill		C			206	Medford-Ashland, OR					125	Stamford-Norwalk, CT					217	Charlotteville, VA		C			111	Melbourne-Titusville-Cocoa					242	Staunton-Waynesboro, VA					96	Chattanooga		C			48	Memphis					197	Steubenville-Weirton					254	Cheyenne, WY		C			252	Meridian, MS					98	Stockton					3	Chicago		C			11	Miami-Ft. Lauderdale-Hollywood					62	Syracuse					184	Chico, CA		C			26	Milwaukee-Racine					177	Tallahassee					30	Cincinnati		C			18	Minneapolis-St. Paul					22	Tampa-St. Petersburg-Clearwater					21	Cleveland		C			257	Minot, ND					168	Terre Haute					85	Coastal North Carolina		C			90	Mobile					228	Texarkana, TX					116	Colorado Springs		C			131	Modesto					70	Toledo					233	Columbia, MO		C			44	Monmouth-Ocean, NJ					167	Topeka					93	Columbia, SC		C			207	Monroe, LA					129	Trenton, NJ					150	Columbus, GA		C			75	Monterey-Salinas-Santa Cruz					212	Tri Cities, WA (Richland-Kennewick-Pasco)					34	Columbus, OH		C			134	Montgomery					65	Tucson					122	Corpus Christi		C			95	Morristown, NJ					57	Tulsa					8	Dallas-Ft. Worth		C			200	Muskegon, MI					205	Tuscaloosa, AL					174	Danbury, CT		C			215	Naples-Marco Island, FL					194	Tyler, TX					245	Danville, IL		C			47	Nashville					130	Utica-Rome					45	Dayton		C			12	Nassau-Suffolk (Long Island)					253	Victoria, TX					120	Daytona Beach		C			84	New Bedford-Fall River, MA					175	Waco					24	Denver-Boulder		C			82	New Haven-Meriden					9	Washington, DC					112	Des Moines		C			32	New Orleans					164	Waterbury, CT					6	Detroit		C			1	New York					201	Waterloo-Cedar Falls					221	Dothan, AL		C			33	Norfolk-Virginia Beach-Newport News					244	Watertown, NY					192	Dubuque, IA		C			224	Northwest Michigan, MI (Traverse City-Petoskey-Charlevoix)					56	West Palm Beach-Boca Raton					147	Duluth-Superior		C			148	Odessa-Midland, TX					182	Wheeling					208	Eau Claire, WI		C			43	Oklahoma City					89	Wichita					79	El Paso		C			69	Omaha-Council Bluffs					219	Wichita Falls, TX					138	Erie		C			49	Orlando					59	Wilkes Barre-Scranton					143	Eugene-Springfield		C			248	Owensboro, KY					229	Williamsport, PA					136	Evansville		C			107	Oxnard-Ventura					77	Wilmington, DE					203	Fargo-Moorhead		C			187	Palm Springs, CA					191	Wilmington, NC					146	Fayetteville, NC		C			226	Panama City, FL					101	Worcester					169	Fayetteville-Springdale, AR		C			195	Parkersburg-Manetta, WV-OH					182	Yakima, WA					100	Flint		C			227	Pascagoula-Moss Point, MS					104	York					133	Ft. Myers, FL		C									81	Youngstown-Warren					160	Ft. Pierce, FL		C															185	Ft. Smith, AR		C															204	Ft. Walton Beach, FL		C															123	Ft. Wayne		C																																																																																																																																																																																																																																																																																																																																																																																																																																																																																																																																																																																																																																																																																																																																																																																																																				
237	Cape May, NJ		C			222	Lufkin-Nacogdoches, TX					152	South Bend					255	Casper		C			139	Macon					97	Spokane					189	Cedar Rapids		C			120	Madison					172	Springfield, IL					87	Charleston, SC		C			179	Manchester					71	Springfield, MA					142	Charleston, WV		C			76	McAllen-Brownsville					158	Springfield, MO					41	Charlotte-Gastonia-Rock Hill		C			206	Medford-Ashland, OR					125	Stamford-Norwalk, CT					217	Charlotteville, VA		C			111	Melbourne-Titusville-Cocoa					242	Staunton-Waynesboro, VA					96	Chattanooga		C			48	Memphis					197	Steubenville-Weirton					254	Cheyenne, WY		C			252	Meridian, MS					98	Stockton					3	Chicago		C			11	Miami-Ft. Lauderdale-Hollywood					62	Syracuse					184	Chico, CA		C			26	Milwaukee-Racine					177	Tallahassee					30	Cincinnati		C			18	Minneapolis-St. Paul					22	Tampa-St. Petersburg-Clearwater					21	Cleveland		C			257	Minot, ND					168	Terre Haute					85	Coastal North Carolina		C			90	Mobile					228	Texarkana, TX					116	Colorado Springs		C			131	Modesto					70	Toledo					233	Columbia, MO		C			44	Monmouth-Ocean, NJ					167	Topeka					93	Columbia, SC		C			207	Monroe, LA					129	Trenton, NJ					150	Columbus, GA		C			75	Monterey-Salinas-Santa Cruz					212	Tri Cities, WA (Richland-Kennewick-Pasco)					34	Columbus, OH		C			134	Montgomery					65	Tucson					122	Corpus Christi		C			95	Morristown, NJ					57	Tulsa					8	Dallas-Ft. Worth		C			200	Muskegon, MI					205	Tuscaloosa, AL					174	Danbury, CT		C			215	Naples-Marco Island, FL					194	Tyler, TX					245	Danville, IL		C			47	Nashville					130	Utica-Rome					45	Dayton		C			12	Nassau-Suffolk (Long Island)					253	Victoria, TX					120	Daytona Beach		C			84	New Bedford-Fall River, MA					175	Waco					24	Denver-Boulder		C			82	New Haven-Meriden					9	Washington, DC					112	Des Moines		C			32	New Orleans					164	Waterbury, CT					6	Detroit		C			1	New York					201	Waterloo-Cedar Falls					221	Dothan, AL		C			33	Norfolk-Virginia Beach-Newport News					244	Watertown, NY					192	Dubuque, IA		C			224	Northwest Michigan, MI (Traverse City-Petoskey-Charlevoix)					56	West Palm Beach-Boca Raton					147	Duluth-Superior		C			148	Odessa-Midland, TX					182	Wheeling					208	Eau Claire, WI		C			43	Oklahoma City					89	Wichita					79	El Paso		C			69	Omaha-Council Bluffs					219	Wichita Falls, TX					138	Erie		C			49	Orlando					59	Wilkes Barre-Scranton					143	Eugene-Springfield		C			248	Owensboro, KY					229	Williamsport, PA					136	Evansville		C			107	Oxnard-Ventura					77	Wilmington, DE					203	Fargo-Moorhead		C			187	Palm Springs, CA					191	Wilmington, NC					146	Fayetteville, NC		C			226	Panama City, FL					101	Worcester					169	Fayetteville-Springdale, AR		C			195	Parkersburg-Manetta, WV-OH					182	Yakima, WA					100	Flint		C			227	Pascagoula-Moss Point, MS					104	York					133	Ft. Myers, FL		C									81	Youngstown-Warren					160	Ft. Pierce, FL		C															185	Ft. Smith, AR		C															204	Ft. Walton Beach, FL		C															123	Ft. Wayne		C																																																																																																																																																																																																																																																																																																																																																																																																																																																																																																																																																																																																																																																																																																																																																																																																																																						
255	Casper		C			139	Macon					97	Spokane					189	Cedar Rapids		C			120	Madison					172	Springfield, IL					87	Charleston, SC		C			179	Manchester					71	Springfield, MA					142	Charleston, WV		C			76	McAllen-Brownsville					158	Springfield, MO					41	Charlotte-Gastonia-Rock Hill		C			206	Medford-Ashland, OR					125	Stamford-Norwalk, CT					217	Charlotteville, VA		C			111	Melbourne-Titusville-Cocoa					242	Staunton-Waynesboro, VA					96	Chattanooga		C			48	Memphis					197	Steubenville-Weirton					254	Cheyenne, WY		C			252	Meridian, MS					98	Stockton					3	Chicago		C			11	Miami-Ft. Lauderdale-Hollywood					62	Syracuse					184	Chico, CA		C			26	Milwaukee-Racine					177	Tallahassee					30	Cincinnati		C			18	Minneapolis-St. Paul					22	Tampa-St. Petersburg-Clearwater					21	Cleveland		C			257	Minot, ND					168	Terre Haute					85	Coastal North Carolina		C			90	Mobile					228	Texarkana, TX					116	Colorado Springs		C			131	Modesto					70	Toledo					233	Columbia, MO		C			44	Monmouth-Ocean, NJ					167	Topeka					93	Columbia, SC		C			207	Monroe, LA					129	Trenton, NJ					150	Columbus, GA		C			75	Monterey-Salinas-Santa Cruz					212	Tri Cities, WA (Richland-Kennewick-Pasco)					34	Columbus, OH		C			134	Montgomery					65	Tucson					122	Corpus Christi		C			95	Morristown, NJ					57	Tulsa					8	Dallas-Ft. Worth		C			200	Muskegon, MI					205	Tuscaloosa, AL					174	Danbury, CT		C			215	Naples-Marco Island, FL					194	Tyler, TX					245	Danville, IL		C			47	Nashville					130	Utica-Rome					45	Dayton		C			12	Nassau-Suffolk (Long Island)					253	Victoria, TX					120	Daytona Beach		C			84	New Bedford-Fall River, MA					175	Waco					24	Denver-Boulder		C			82	New Haven-Meriden					9	Washington, DC					112	Des Moines		C			32	New Orleans					164	Waterbury, CT					6	Detroit		C			1	New York					201	Waterloo-Cedar Falls					221	Dothan, AL		C			33	Norfolk-Virginia Beach-Newport News					244	Watertown, NY					192	Dubuque, IA		C			224	Northwest Michigan, MI (Traverse City-Petoskey-Charlevoix)					56	West Palm Beach-Boca Raton					147	Duluth-Superior		C			148	Odessa-Midland, TX					182	Wheeling					208	Eau Claire, WI		C			43	Oklahoma City					89	Wichita					79	El Paso		C			69	Omaha-Council Bluffs					219	Wichita Falls, TX					138	Erie		C			49	Orlando					59	Wilkes Barre-Scranton					143	Eugene-Springfield		C			248	Owensboro, KY					229	Williamsport, PA					136	Evansville		C			107	Oxnard-Ventura					77	Wilmington, DE					203	Fargo-Moorhead		C			187	Palm Springs, CA					191	Wilmington, NC					146	Fayetteville, NC		C			226	Panama City, FL					101	Worcester					169	Fayetteville-Springdale, AR		C			195	Parkersburg-Manetta, WV-OH					182	Yakima, WA					100	Flint		C			227	Pascagoula-Moss Point, MS					104	York					133	Ft. Myers, FL		C									81	Youngstown-Warren					160	Ft. Pierce, FL		C															185	Ft. Smith, AR		C															204	Ft. Walton Beach, FL		C															123	Ft. Wayne		C																																																																																																																																																																																																																																																																																																																																																																																																																																																																																																																																																																																																																																																																																																																																																																																																																																																								
189	Cedar Rapids		C			120	Madison					172	Springfield, IL					87	Charleston, SC		C			179	Manchester					71	Springfield, MA					142	Charleston, WV		C			76	McAllen-Brownsville					158	Springfield, MO					41	Charlotte-Gastonia-Rock Hill		C			206	Medford-Ashland, OR					125	Stamford-Norwalk, CT					217	Charlotteville, VA		C			111	Melbourne-Titusville-Cocoa					242	Staunton-Waynesboro, VA					96	Chattanooga		C			48	Memphis					197	Steubenville-Weirton					254	Cheyenne, WY		C			252	Meridian, MS					98	Stockton					3	Chicago		C			11	Miami-Ft. Lauderdale-Hollywood					62	Syracuse					184	Chico, CA		C			26	Milwaukee-Racine					177	Tallahassee					30	Cincinnati		C			18	Minneapolis-St. Paul					22	Tampa-St. Petersburg-Clearwater					21	Cleveland		C			257	Minot, ND					168	Terre Haute					85	Coastal North Carolina		C			90	Mobile					228	Texarkana, TX					116	Colorado Springs		C			131	Modesto					70	Toledo					233	Columbia, MO		C			44	Monmouth-Ocean, NJ					167	Topeka					93	Columbia, SC		C			207	Monroe, LA					129	Trenton, NJ					150	Columbus, GA		C			75	Monterey-Salinas-Santa Cruz					212	Tri Cities, WA (Richland-Kennewick-Pasco)					34	Columbus, OH		C			134	Montgomery					65	Tucson					122	Corpus Christi		C			95	Morristown, NJ					57	Tulsa					8	Dallas-Ft. Worth		C			200	Muskegon, MI					205	Tuscaloosa, AL					174	Danbury, CT		C			215	Naples-Marco Island, FL					194	Tyler, TX					245	Danville, IL		C			47	Nashville					130	Utica-Rome					45	Dayton		C			12	Nassau-Suffolk (Long Island)					253	Victoria, TX					120	Daytona Beach		C			84	New Bedford-Fall River, MA					175	Waco					24	Denver-Boulder		C			82	New Haven-Meriden					9	Washington, DC					112	Des Moines		C			32	New Orleans					164	Waterbury, CT					6	Detroit		C			1	New York					201	Waterloo-Cedar Falls					221	Dothan, AL		C			33	Norfolk-Virginia Beach-Newport News					244	Watertown, NY					192	Dubuque, IA		C			224	Northwest Michigan, MI (Traverse City-Petoskey-Charlevoix)					56	West Palm Beach-Boca Raton					147	Duluth-Superior		C			148	Odessa-Midland, TX					182	Wheeling					208	Eau Claire, WI		C			43	Oklahoma City					89	Wichita					79	El Paso		C			69	Omaha-Council Bluffs					219	Wichita Falls, TX					138	Erie		C			49	Orlando					59	Wilkes Barre-Scranton					143	Eugene-Springfield		C			248	Owensboro, KY					229	Williamsport, PA					136	Evansville		C			107	Oxnard-Ventura					77	Wilmington, DE					203	Fargo-Moorhead		C			187	Palm Springs, CA					191	Wilmington, NC					146	Fayetteville, NC		C			226	Panama City, FL					101	Worcester					169	Fayetteville-Springdale, AR		C			195	Parkersburg-Manetta, WV-OH					182	Yakima, WA					100	Flint		C			227	Pascagoula-Moss Point, MS					104	York					133	Ft. Myers, FL		C									81	Youngstown-Warren					160	Ft. Pierce, FL		C															185	Ft. Smith, AR		C															204	Ft. Walton Beach, FL		C															123	Ft. Wayne		C																																																																																																																																																																																																																																																																																																																																																																																																																																																																																																																																																																																																																																																																																																																																																																																																																																																																										
87	Charleston, SC		C			179	Manchester					71	Springfield, MA					142	Charleston, WV		C			76	McAllen-Brownsville					158	Springfield, MO					41	Charlotte-Gastonia-Rock Hill		C			206	Medford-Ashland, OR					125	Stamford-Norwalk, CT					217	Charlotteville, VA		C			111	Melbourne-Titusville-Cocoa					242	Staunton-Waynesboro, VA					96	Chattanooga		C			48	Memphis					197	Steubenville-Weirton					254	Cheyenne, WY		C			252	Meridian, MS					98	Stockton					3	Chicago		C			11	Miami-Ft. Lauderdale-Hollywood					62	Syracuse					184	Chico, CA		C			26	Milwaukee-Racine					177	Tallahassee					30	Cincinnati		C			18	Minneapolis-St. Paul					22	Tampa-St. Petersburg-Clearwater					21	Cleveland		C			257	Minot, ND					168	Terre Haute					85	Coastal North Carolina		C			90	Mobile					228	Texarkana, TX					116	Colorado Springs		C			131	Modesto					70	Toledo					233	Columbia, MO		C			44	Monmouth-Ocean, NJ					167	Topeka					93	Columbia, SC		C			207	Monroe, LA					129	Trenton, NJ					150	Columbus, GA		C			75	Monterey-Salinas-Santa Cruz					212	Tri Cities, WA (Richland-Kennewick-Pasco)					34	Columbus, OH		C			134	Montgomery					65	Tucson					122	Corpus Christi		C			95	Morristown, NJ					57	Tulsa					8	Dallas-Ft. Worth		C			200	Muskegon, MI					205	Tuscaloosa, AL					174	Danbury, CT		C			215	Naples-Marco Island, FL					194	Tyler, TX					245	Danville, IL		C			47	Nashville					130	Utica-Rome					45	Dayton		C			12	Nassau-Suffolk (Long Island)					253	Victoria, TX					120	Daytona Beach		C			84	New Bedford-Fall River, MA					175	Waco					24	Denver-Boulder		C			82	New Haven-Meriden					9	Washington, DC					112	Des Moines		C			32	New Orleans					164	Waterbury, CT					6	Detroit		C			1	New York					201	Waterloo-Cedar Falls					221	Dothan, AL		C			33	Norfolk-Virginia Beach-Newport News					244	Watertown, NY					192	Dubuque, IA		C			224	Northwest Michigan, MI (Traverse City-Petoskey-Charlevoix)					56	West Palm Beach-Boca Raton					147	Duluth-Superior		C			148	Odessa-Midland, TX					182	Wheeling					208	Eau Claire, WI		C			43	Oklahoma City					89	Wichita					79	El Paso		C			69	Omaha-Council Bluffs					219	Wichita Falls, TX					138	Erie		C			49	Orlando					59	Wilkes Barre-Scranton					143	Eugene-Springfield		C			248	Owensboro, KY					229	Williamsport, PA					136	Evansville		C			107	Oxnard-Ventura					77	Wilmington, DE					203	Fargo-Moorhead		C			187	Palm Springs, CA					191	Wilmington, NC					146	Fayetteville, NC		C			226	Panama City, FL					101	Worcester					169	Fayetteville-Springdale, AR		C			195	Parkersburg-Manetta, WV-OH					182	Yakima, WA					100	Flint		C			227	Pascagoula-Moss Point, MS					104	York					133	Ft. Myers, FL		C									81	Youngstown-Warren					160	Ft. Pierce, FL		C															185	Ft. Smith, AR		C															204	Ft. Walton Beach, FL		C															123	Ft. Wayne		C																																																																																																																																																																																																																																																																																																																																																																																																																																																																																																																																																																																																																																																																																																																																																																																																																																																																																												
142	Charleston, WV		C			76	McAllen-Brownsville					158	Springfield, MO					41	Charlotte-Gastonia-Rock Hill		C			206	Medford-Ashland, OR					125	Stamford-Norwalk, CT					217	Charlotteville, VA		C			111	Melbourne-Titusville-Cocoa					242	Staunton-Waynesboro, VA					96	Chattanooga		C			48	Memphis					197	Steubenville-Weirton					254	Cheyenne, WY		C			252	Meridian, MS					98	Stockton					3	Chicago		C			11	Miami-Ft. Lauderdale-Hollywood					62	Syracuse					184	Chico, CA		C			26	Milwaukee-Racine					177	Tallahassee					30	Cincinnati		C			18	Minneapolis-St. Paul					22	Tampa-St. Petersburg-Clearwater					21	Cleveland		C			257	Minot, ND					168	Terre Haute					85	Coastal North Carolina		C			90	Mobile					228	Texarkana, TX					116	Colorado Springs		C			131	Modesto					70	Toledo					233	Columbia, MO		C			44	Monmouth-Ocean, NJ					167	Topeka					93	Columbia, SC		C			207	Monroe, LA					129	Trenton, NJ					150	Columbus, GA		C			75	Monterey-Salinas-Santa Cruz					212	Tri Cities, WA (Richland-Kennewick-Pasco)					34	Columbus, OH		C			134	Montgomery					65	Tucson					122	Corpus Christi		C			95	Morristown, NJ					57	Tulsa					8	Dallas-Ft. Worth		C			200	Muskegon, MI					205	Tuscaloosa, AL					174	Danbury, CT		C			215	Naples-Marco Island, FL					194	Tyler, TX					245	Danville, IL		C			47	Nashville					130	Utica-Rome					45	Dayton		C			12	Nassau-Suffolk (Long Island)					253	Victoria, TX					120	Daytona Beach		C			84	New Bedford-Fall River, MA					175	Waco					24	Denver-Boulder		C			82	New Haven-Meriden					9	Washington, DC					112	Des Moines		C			32	New Orleans					164	Waterbury, CT					6	Detroit		C			1	New York					201	Waterloo-Cedar Falls					221	Dothan, AL		C			33	Norfolk-Virginia Beach-Newport News					244	Watertown, NY					192	Dubuque, IA		C			224	Northwest Michigan, MI (Traverse City-Petoskey-Charlevoix)					56	West Palm Beach-Boca Raton					147	Duluth-Superior		C			148	Odessa-Midland, TX					182	Wheeling					208	Eau Claire, WI		C			43	Oklahoma City					89	Wichita					79	El Paso		C			69	Omaha-Council Bluffs					219	Wichita Falls, TX					138	Erie		C			49	Orlando					59	Wilkes Barre-Scranton					143	Eugene-Springfield		C			248	Owensboro, KY					229	Williamsport, PA					136	Evansville		C			107	Oxnard-Ventura					77	Wilmington, DE					203	Fargo-Moorhead		C			187	Palm Springs, CA					191	Wilmington, NC					146	Fayetteville, NC		C			226	Panama City, FL					101	Worcester					169	Fayetteville-Springdale, AR		C			195	Parkersburg-Manetta, WV-OH					182	Yakima, WA					100	Flint		C			227	Pascagoula-Moss Point, MS					104	York					133	Ft. Myers, FL		C									81	Youngstown-Warren					160	Ft. Pierce, FL		C															185	Ft. Smith, AR		C															204	Ft. Walton Beach, FL		C															123	Ft. Wayne		C																																																																																																																																																																																																																																																																																																																																																																																																																																																																																																																																																																																																																																																																																																																																																																																																																																																																																																														
41	Charlotte-Gastonia-Rock Hill		C			206	Medford-Ashland, OR					125	Stamford-Norwalk, CT					217	Charlotteville, VA		C			111	Melbourne-Titusville-Cocoa					242	Staunton-Waynesboro, VA					96	Chattanooga		C			48	Memphis					197	Steubenville-Weirton					254	Cheyenne, WY		C			252	Meridian, MS					98	Stockton					3	Chicago		C			11	Miami-Ft. Lauderdale-Hollywood					62	Syracuse					184	Chico, CA		C			26	Milwaukee-Racine					177	Tallahassee					30	Cincinnati		C			18	Minneapolis-St. Paul					22	Tampa-St. Petersburg-Clearwater					21	Cleveland		C			257	Minot, ND					168	Terre Haute					85	Coastal North Carolina		C			90	Mobile					228	Texarkana, TX					116	Colorado Springs		C			131	Modesto					70	Toledo					233	Columbia, MO		C			44	Monmouth-Ocean, NJ					167	Topeka					93	Columbia, SC		C			207	Monroe, LA					129	Trenton, NJ					150	Columbus, GA		C			75	Monterey-Salinas-Santa Cruz					212	Tri Cities, WA (Richland-Kennewick-Pasco)					34	Columbus, OH		C			134	Montgomery					65	Tucson					122	Corpus Christi		C			95	Morristown, NJ					57	Tulsa					8	Dallas-Ft. Worth		C			200	Muskegon, MI					205	Tuscaloosa, AL					174	Danbury, CT		C			215	Naples-Marco Island, FL					194	Tyler, TX					245	Danville, IL		C			47	Nashville					130	Utica-Rome					45	Dayton		C			12	Nassau-Suffolk (Long Island)					253	Victoria, TX					120	Daytona Beach		C			84	New Bedford-Fall River, MA					175	Waco					24	Denver-Boulder		C			82	New Haven-Meriden					9	Washington, DC					112	Des Moines		C			32	New Orleans					164	Waterbury, CT					6	Detroit		C			1	New York					201	Waterloo-Cedar Falls					221	Dothan, AL		C			33	Norfolk-Virginia Beach-Newport News					244	Watertown, NY					192	Dubuque, IA		C			224	Northwest Michigan, MI (Traverse City-Petoskey-Charlevoix)					56	West Palm Beach-Boca Raton					147	Duluth-Superior		C			148	Odessa-Midland, TX					182	Wheeling					208	Eau Claire, WI		C			43	Oklahoma City					89	Wichita					79	El Paso		C			69	Omaha-Council Bluffs					219	Wichita Falls, TX					138	Erie		C			49	Orlando					59	Wilkes Barre-Scranton					143	Eugene-Springfield		C			248	Owensboro, KY					229	Williamsport, PA					136	Evansville		C			107	Oxnard-Ventura					77	Wilmington, DE					203	Fargo-Moorhead		C			187	Palm Springs, CA					191	Wilmington, NC					146	Fayetteville, NC		C			226	Panama City, FL					101	Worcester					169	Fayetteville-Springdale, AR		C			195	Parkersburg-Manetta, WV-OH					182	Yakima, WA					100	Flint		C			227	Pascagoula-Moss Point, MS					104	York					133	Ft. Myers, FL		C									81	Youngstown-Warren					160	Ft. Pierce, FL		C															185	Ft. Smith, AR		C															204	Ft. Walton Beach, FL		C															123	Ft. Wayne		C																																																																																																																																																																																																																																																																																																																																																																																																																																																																																																																																																																																																																																																																																																																																																																																																																																																																																																																																
217	Charlotteville, VA		C			111	Melbourne-Titusville-Cocoa					242	Staunton-Waynesboro, VA					96	Chattanooga		C			48	Memphis					197	Steubenville-Weirton					254	Cheyenne, WY		C			252	Meridian, MS					98	Stockton					3	Chicago		C			11	Miami-Ft. Lauderdale-Hollywood					62	Syracuse					184	Chico, CA		C			26	Milwaukee-Racine					177	Tallahassee					30	Cincinnati		C			18	Minneapolis-St. Paul					22	Tampa-St. Petersburg-Clearwater					21	Cleveland		C			257	Minot, ND					168	Terre Haute					85	Coastal North Carolina		C			90	Mobile					228	Texarkana, TX					116	Colorado Springs		C			131	Modesto					70	Toledo					233	Columbia, MO		C			44	Monmouth-Ocean, NJ					167	Topeka					93	Columbia, SC		C			207	Monroe, LA					129	Trenton, NJ					150	Columbus, GA		C			75	Monterey-Salinas-Santa Cruz					212	Tri Cities, WA (Richland-Kennewick-Pasco)					34	Columbus, OH		C			134	Montgomery					65	Tucson					122	Corpus Christi		C			95	Morristown, NJ					57	Tulsa					8	Dallas-Ft. Worth		C			200	Muskegon, MI					205	Tuscaloosa, AL					174	Danbury, CT		C			215	Naples-Marco Island, FL					194	Tyler, TX					245	Danville, IL		C			47	Nashville					130	Utica-Rome					45	Dayton		C			12	Nassau-Suffolk (Long Island)					253	Victoria, TX					120	Daytona Beach		C			84	New Bedford-Fall River, MA					175	Waco					24	Denver-Boulder		C			82	New Haven-Meriden					9	Washington, DC					112	Des Moines		C			32	New Orleans					164	Waterbury, CT					6	Detroit		C			1	New York					201	Waterloo-Cedar Falls					221	Dothan, AL		C			33	Norfolk-Virginia Beach-Newport News					244	Watertown, NY					192	Dubuque, IA		C			224	Northwest Michigan, MI (Traverse City-Petoskey-Charlevoix)					56	West Palm Beach-Boca Raton					147	Duluth-Superior		C			148	Odessa-Midland, TX					182	Wheeling					208	Eau Claire, WI		C			43	Oklahoma City					89	Wichita					79	El Paso		C			69	Omaha-Council Bluffs					219	Wichita Falls, TX					138	Erie		C			49	Orlando					59	Wilkes Barre-Scranton					143	Eugene-Springfield		C			248	Owensboro, KY					229	Williamsport, PA					136	Evansville		C			107	Oxnard-Ventura					77	Wilmington, DE					203	Fargo-Moorhead		C			187	Palm Springs, CA					191	Wilmington, NC					146	Fayetteville, NC		C			226	Panama City, FL					101	Worcester					169	Fayetteville-Springdale, AR		C			195	Parkersburg-Manetta, WV-OH					182	Yakima, WA					100	Flint		C			227	Pascagoula-Moss Point, MS					104	York					133	Ft. Myers, FL		C									81	Youngstown-Warren					160	Ft. Pierce, FL		C															185	Ft. Smith, AR		C															204	Ft. Walton Beach, FL		C															123	Ft. Wayne		C																																																																																																																																																																																																																																																																																																																																																																																																																																																																																																																																																																																																																																																																																																																																																																																																																																																																																																																																																		
96	Chattanooga		C			48	Memphis					197	Steubenville-Weirton					254	Cheyenne, WY		C			252	Meridian, MS					98	Stockton					3	Chicago		C			11	Miami-Ft. Lauderdale-Hollywood					62	Syracuse					184	Chico, CA		C			26	Milwaukee-Racine					177	Tallahassee					30	Cincinnati		C			18	Minneapolis-St. Paul					22	Tampa-St. Petersburg-Clearwater					21	Cleveland		C			257	Minot, ND					168	Terre Haute					85	Coastal North Carolina		C			90	Mobile					228	Texarkana, TX					116	Colorado Springs		C			131	Modesto					70	Toledo					233	Columbia, MO		C			44	Monmouth-Ocean, NJ					167	Topeka					93	Columbia, SC		C			207	Monroe, LA					129	Trenton, NJ					150	Columbus, GA		C			75	Monterey-Salinas-Santa Cruz					212	Tri Cities, WA (Richland-Kennewick-Pasco)					34	Columbus, OH		C			134	Montgomery					65	Tucson					122	Corpus Christi		C			95	Morristown, NJ					57	Tulsa					8	Dallas-Ft. Worth		C			200	Muskegon, MI					205	Tuscaloosa, AL					174	Danbury, CT		C			215	Naples-Marco Island, FL					194	Tyler, TX					245	Danville, IL		C			47	Nashville					130	Utica-Rome					45	Dayton		C			12	Nassau-Suffolk (Long Island)					253	Victoria, TX					120	Daytona Beach		C			84	New Bedford-Fall River, MA					175	Waco					24	Denver-Boulder		C			82	New Haven-Meriden					9	Washington, DC					112	Des Moines		C			32	New Orleans					164	Waterbury, CT					6	Detroit		C			1	New York					201	Waterloo-Cedar Falls					221	Dothan, AL		C			33	Norfolk-Virginia Beach-Newport News					244	Watertown, NY					192	Dubuque, IA		C			224	Northwest Michigan, MI (Traverse City-Petoskey-Charlevoix)					56	West Palm Beach-Boca Raton					147	Duluth-Superior		C			148	Odessa-Midland, TX					182	Wheeling					208	Eau Claire, WI		C			43	Oklahoma City					89	Wichita					79	El Paso		C			69	Omaha-Council Bluffs					219	Wichita Falls, TX					138	Erie		C			49	Orlando					59	Wilkes Barre-Scranton					143	Eugene-Springfield		C			248	Owensboro, KY					229	Williamsport, PA					136	Evansville		C			107	Oxnard-Ventura					77	Wilmington, DE					203	Fargo-Moorhead		C			187	Palm Springs, CA					191	Wilmington, NC					146	Fayetteville, NC		C			226	Panama City, FL					101	Worcester					169	Fayetteville-Springdale, AR		C			195	Parkersburg-Manetta, WV-OH					182	Yakima, WA					100	Flint		C			227	Pascagoula-Moss Point, MS					104	York					133	Ft. Myers, FL		C									81	Youngstown-Warren					160	Ft. Pierce, FL		C															185	Ft. Smith, AR		C															204	Ft. Walton Beach, FL		C															123	Ft. Wayne		C																																																																																																																																																																																																																																																																																																																																																																																																																																																																																																																																																																																																																																																																																																																																																																																																																																																																																																																																																																				
254	Cheyenne, WY		C			252	Meridian, MS					98	Stockton					3	Chicago		C			11	Miami-Ft. Lauderdale-Hollywood					62	Syracuse					184	Chico, CA		C			26	Milwaukee-Racine					177	Tallahassee					30	Cincinnati		C			18	Minneapolis-St. Paul					22	Tampa-St. Petersburg-Clearwater					21	Cleveland		C			257	Minot, ND					168	Terre Haute					85	Coastal North Carolina		C			90	Mobile					228	Texarkana, TX					116	Colorado Springs		C			131	Modesto					70	Toledo					233	Columbia, MO		C			44	Monmouth-Ocean, NJ					167	Topeka					93	Columbia, SC		C			207	Monroe, LA					129	Trenton, NJ					150	Columbus, GA		C			75	Monterey-Salinas-Santa Cruz					212	Tri Cities, WA (Richland-Kennewick-Pasco)					34	Columbus, OH		C			134	Montgomery					65	Tucson					122	Corpus Christi		C			95	Morristown, NJ					57	Tulsa					8	Dallas-Ft. Worth		C			200	Muskegon, MI					205	Tuscaloosa, AL					174	Danbury, CT		C			215	Naples-Marco Island, FL					194	Tyler, TX					245	Danville, IL		C			47	Nashville					130	Utica-Rome					45	Dayton		C			12	Nassau-Suffolk (Long Island)					253	Victoria, TX					120	Daytona Beach		C			84	New Bedford-Fall River, MA					175	Waco					24	Denver-Boulder		C			82	New Haven-Meriden					9	Washington, DC					112	Des Moines		C			32	New Orleans					164	Waterbury, CT					6	Detroit		C			1	New York					201	Waterloo-Cedar Falls					221	Dothan, AL		C			33	Norfolk-Virginia Beach-Newport News					244	Watertown, NY					192	Dubuque, IA		C			224	Northwest Michigan, MI (Traverse City-Petoskey-Charlevoix)					56	West Palm Beach-Boca Raton					147	Duluth-Superior		C			148	Odessa-Midland, TX					182	Wheeling					208	Eau Claire, WI		C			43	Oklahoma City					89	Wichita					79	El Paso		C			69	Omaha-Council Bluffs					219	Wichita Falls, TX					138	Erie		C			49	Orlando					59	Wilkes Barre-Scranton					143	Eugene-Springfield		C			248	Owensboro, KY					229	Williamsport, PA					136	Evansville		C			107	Oxnard-Ventura					77	Wilmington, DE					203	Fargo-Moorhead		C			187	Palm Springs, CA					191	Wilmington, NC					146	Fayetteville, NC		C			226	Panama City, FL					101	Worcester					169	Fayetteville-Springdale, AR		C			195	Parkersburg-Manetta, WV-OH					182	Yakima, WA					100	Flint		C			227	Pascagoula-Moss Point, MS					104	York					133	Ft. Myers, FL		C									81	Youngstown-Warren					160	Ft. Pierce, FL		C															185	Ft. Smith, AR		C															204	Ft. Walton Beach, FL		C															123	Ft. Wayne		C																																																																																																																																																																																																																																																																																																																																																																																																																																																																																																																																																																																																																																																																																																																																																																																																																																																																																																																																																																																						
3	Chicago		C			11	Miami-Ft. Lauderdale-Hollywood					62	Syracuse					184	Chico, CA		C			26	Milwaukee-Racine					177	Tallahassee					30	Cincinnati		C			18	Minneapolis-St. Paul					22	Tampa-St. Petersburg-Clearwater					21	Cleveland		C			257	Minot, ND					168	Terre Haute					85	Coastal North Carolina		C			90	Mobile					228	Texarkana, TX					116	Colorado Springs		C			131	Modesto					70	Toledo					233	Columbia, MO		C			44	Monmouth-Ocean, NJ					167	Topeka					93	Columbia, SC		C			207	Monroe, LA					129	Trenton, NJ					150	Columbus, GA		C			75	Monterey-Salinas-Santa Cruz					212	Tri Cities, WA (Richland-Kennewick-Pasco)					34	Columbus, OH		C			134	Montgomery					65	Tucson					122	Corpus Christi		C			95	Morristown, NJ					57	Tulsa					8	Dallas-Ft. Worth		C			200	Muskegon, MI					205	Tuscaloosa, AL					174	Danbury, CT		C			215	Naples-Marco Island, FL					194	Tyler, TX					245	Danville, IL		C			47	Nashville					130	Utica-Rome					45	Dayton		C			12	Nassau-Suffolk (Long Island)					253	Victoria, TX					120	Daytona Beach		C			84	New Bedford-Fall River, MA					175	Waco					24	Denver-Boulder		C			82	New Haven-Meriden					9	Washington, DC					112	Des Moines		C			32	New Orleans					164	Waterbury, CT					6	Detroit		C			1	New York					201	Waterloo-Cedar Falls					221	Dothan, AL		C			33	Norfolk-Virginia Beach-Newport News					244	Watertown, NY					192	Dubuque, IA		C			224	Northwest Michigan, MI (Traverse City-Petoskey-Charlevoix)					56	West Palm Beach-Boca Raton					147	Duluth-Superior		C			148	Odessa-Midland, TX					182	Wheeling					208	Eau Claire, WI		C			43	Oklahoma City					89	Wichita					79	El Paso		C			69	Omaha-Council Bluffs					219	Wichita Falls, TX					138	Erie		C			49	Orlando					59	Wilkes Barre-Scranton					143	Eugene-Springfield		C			248	Owensboro, KY					229	Williamsport, PA					136	Evansville		C			107	Oxnard-Ventura					77	Wilmington, DE					203	Fargo-Moorhead		C			187	Palm Springs, CA					191	Wilmington, NC					146	Fayetteville, NC		C			226	Panama City, FL					101	Worcester					169	Fayetteville-Springdale, AR		C			195	Parkersburg-Manetta, WV-OH					182	Yakima, WA					100	Flint		C			227	Pascagoula-Moss Point, MS					104	York					133	Ft. Myers, FL		C									81	Youngstown-Warren					160	Ft. Pierce, FL		C															185	Ft. Smith, AR		C															204	Ft. Walton Beach, FL		C															123	Ft. Wayne		C																																																																																																																																																																																																																																																																																																																																																																																																																																																																																																																																																																																																																																																																																																																																																																																																																																																																																																																																																																																																								
184	Chico, CA		C			26	Milwaukee-Racine					177	Tallahassee					30	Cincinnati		C			18	Minneapolis-St. Paul					22	Tampa-St. Petersburg-Clearwater					21	Cleveland		C			257	Minot, ND					168	Terre Haute					85	Coastal North Carolina		C			90	Mobile					228	Texarkana, TX					116	Colorado Springs		C			131	Modesto					70	Toledo					233	Columbia, MO		C			44	Monmouth-Ocean, NJ					167	Topeka					93	Columbia, SC		C			207	Monroe, LA					129	Trenton, NJ					150	Columbus, GA		C			75	Monterey-Salinas-Santa Cruz					212	Tri Cities, WA (Richland-Kennewick-Pasco)					34	Columbus, OH		C			134	Montgomery					65	Tucson					122	Corpus Christi		C			95	Morristown, NJ					57	Tulsa					8	Dallas-Ft. Worth		C			200	Muskegon, MI					205	Tuscaloosa, AL					174	Danbury, CT		C			215	Naples-Marco Island, FL					194	Tyler, TX					245	Danville, IL		C			47	Nashville					130	Utica-Rome					45	Dayton		C			12	Nassau-Suffolk (Long Island)					253	Victoria, TX					120	Daytona Beach		C			84	New Bedford-Fall River, MA					175	Waco					24	Denver-Boulder		C			82	New Haven-Meriden					9	Washington, DC					112	Des Moines		C			32	New Orleans					164	Waterbury, CT					6	Detroit		C			1	New York					201	Waterloo-Cedar Falls					221	Dothan, AL		C			33	Norfolk-Virginia Beach-Newport News					244	Watertown, NY					192	Dubuque, IA		C			224	Northwest Michigan, MI (Traverse City-Petoskey-Charlevoix)					56	West Palm Beach-Boca Raton					147	Duluth-Superior		C			148	Odessa-Midland, TX					182	Wheeling					208	Eau Claire, WI		C			43	Oklahoma City					89	Wichita					79	El Paso		C			69	Omaha-Council Bluffs					219	Wichita Falls, TX					138	Erie		C			49	Orlando					59	Wilkes Barre-Scranton					143	Eugene-Springfield		C			248	Owensboro, KY					229	Williamsport, PA					136	Evansville		C			107	Oxnard-Ventura					77	Wilmington, DE					203	Fargo-Moorhead		C			187	Palm Springs, CA					191	Wilmington, NC					146	Fayetteville, NC		C			226	Panama City, FL					101	Worcester					169	Fayetteville-Springdale, AR		C			195	Parkersburg-Manetta, WV-OH					182	Yakima, WA					100	Flint		C			227	Pascagoula-Moss Point, MS					104	York					133	Ft. Myers, FL		C									81	Youngstown-Warren					160	Ft. Pierce, FL		C															185	Ft. Smith, AR		C															204	Ft. Walton Beach, FL		C															123	Ft. Wayne		C																																																																																																																																																																																																																																																																																																																																																																																																																																																																																																																																																																																																																																																																																																																																																																																																																																																																																																																																																																																																																										
30	Cincinnati		C			18	Minneapolis-St. Paul					22	Tampa-St. Petersburg-Clearwater					21	Cleveland		C			257	Minot, ND					168	Terre Haute					85	Coastal North Carolina		C			90	Mobile					228	Texarkana, TX					116	Colorado Springs		C			131	Modesto					70	Toledo					233	Columbia, MO		C			44	Monmouth-Ocean, NJ					167	Topeka					93	Columbia, SC		C			207	Monroe, LA					129	Trenton, NJ					150	Columbus, GA		C			75	Monterey-Salinas-Santa Cruz					212	Tri Cities, WA (Richland-Kennewick-Pasco)					34	Columbus, OH		C			134	Montgomery					65	Tucson					122	Corpus Christi		C			95	Morristown, NJ					57	Tulsa					8	Dallas-Ft. Worth		C			200	Muskegon, MI					205	Tuscaloosa, AL					174	Danbury, CT		C			215	Naples-Marco Island, FL					194	Tyler, TX					245	Danville, IL		C			47	Nashville					130	Utica-Rome					45	Dayton		C			12	Nassau-Suffolk (Long Island)					253	Victoria, TX					120	Daytona Beach		C			84	New Bedford-Fall River, MA					175	Waco					24	Denver-Boulder		C			82	New Haven-Meriden					9	Washington, DC					112	Des Moines		C			32	New Orleans					164	Waterbury, CT					6	Detroit		C			1	New York					201	Waterloo-Cedar Falls					221	Dothan, AL		C			33	Norfolk-Virginia Beach-Newport News					244	Watertown, NY					192	Dubuque, IA		C			224	Northwest Michigan, MI (Traverse City-Petoskey-Charlevoix)					56	West Palm Beach-Boca Raton					147	Duluth-Superior		C			148	Odessa-Midland, TX					182	Wheeling					208	Eau Claire, WI		C			43	Oklahoma City					89	Wichita					79	El Paso		C			69	Omaha-Council Bluffs					219	Wichita Falls, TX					138	Erie		C			49	Orlando					59	Wilkes Barre-Scranton					143	Eugene-Springfield		C			248	Owensboro, KY					229	Williamsport, PA					136	Evansville		C			107	Oxnard-Ventura					77	Wilmington, DE					203	Fargo-Moorhead		C			187	Palm Springs, CA					191	Wilmington, NC					146	Fayetteville, NC		C			226	Panama City, FL					101	Worcester					169	Fayetteville-Springdale, AR		C			195	Parkersburg-Manetta, WV-OH					182	Yakima, WA					100	Flint		C			227	Pascagoula-Moss Point, MS					104	York					133	Ft. Myers, FL		C									81	Youngstown-Warren					160	Ft. Pierce, FL		C															185	Ft. Smith, AR		C															204	Ft. Walton Beach, FL		C															123	Ft. Wayne		C																																																																																																																																																																																																																																																																																																																																																																																																																																																																																																																																																																																																																																																																																																																																																																																																																																																																																																																																																																																																																																												
21	Cleveland		C			257	Minot, ND					168	Terre Haute					85	Coastal North Carolina		C			90	Mobile					228	Texarkana, TX					116	Colorado Springs		C			131	Modesto					70	Toledo					233	Columbia, MO		C			44	Monmouth-Ocean, NJ					167	Topeka					93	Columbia, SC		C			207	Monroe, LA					129	Trenton, NJ					150	Columbus, GA		C			75	Monterey-Salinas-Santa Cruz					212	Tri Cities, WA (Richland-Kennewick-Pasco)					34	Columbus, OH		C			134	Montgomery					65	Tucson					122	Corpus Christi		C			95	Morristown, NJ					57	Tulsa					8	Dallas-Ft. Worth		C			200	Muskegon, MI					205	Tuscaloosa, AL					174	Danbury, CT		C			215	Naples-Marco Island, FL					194	Tyler, TX					245	Danville, IL		C			47	Nashville					130	Utica-Rome					45	Dayton		C			12	Nassau-Suffolk (Long Island)					253	Victoria, TX					120	Daytona Beach		C			84	New Bedford-Fall River, MA					175	Waco					24	Denver-Boulder		C			82	New Haven-Meriden					9	Washington, DC					112	Des Moines		C			32	New Orleans					164	Waterbury, CT					6	Detroit		C			1	New York					201	Waterloo-Cedar Falls					221	Dothan, AL		C			33	Norfolk-Virginia Beach-Newport News					244	Watertown, NY					192	Dubuque, IA		C			224	Northwest Michigan, MI (Traverse City-Petoskey-Charlevoix)					56	West Palm Beach-Boca Raton					147	Duluth-Superior		C			148	Odessa-Midland, TX					182	Wheeling					208	Eau Claire, WI		C			43	Oklahoma City					89	Wichita					79	El Paso		C			69	Omaha-Council Bluffs					219	Wichita Falls, TX					138	Erie		C			49	Orlando					59	Wilkes Barre-Scranton					143	Eugene-Springfield		C			248	Owensboro, KY					229	Williamsport, PA					136	Evansville		C			107	Oxnard-Ventura					77	Wilmington, DE					203	Fargo-Moorhead		C			187	Palm Springs, CA					191	Wilmington, NC					146	Fayetteville, NC		C			226	Panama City, FL					101	Worcester					169	Fayetteville-Springdale, AR		C			195	Parkersburg-Manetta, WV-OH					182	Yakima, WA					100	Flint		C			227	Pascagoula-Moss Point, MS					104	York					133	Ft. Myers, FL		C									81	Youngstown-Warren					160	Ft. Pierce, FL		C															185	Ft. Smith, AR		C															204	Ft. Walton Beach, FL		C															123	Ft. Wayne		C																																																																																																																																																																																																																																																																																																																																																																																																																																																																																																																																																																																																																																																																																																																																																																																																																																																																																																																																																																																																																																																														
85	Coastal North Carolina		C			90	Mobile					228	Texarkana, TX					116	Colorado Springs		C			131	Modesto					70	Toledo					233	Columbia, MO		C			44	Monmouth-Ocean, NJ					167	Topeka					93	Columbia, SC		C			207	Monroe, LA					129	Trenton, NJ					150	Columbus, GA		C			75	Monterey-Salinas-Santa Cruz					212	Tri Cities, WA (Richland-Kennewick-Pasco)					34	Columbus, OH		C			134	Montgomery					65	Tucson					122	Corpus Christi		C			95	Morristown, NJ					57	Tulsa					8	Dallas-Ft. Worth		C			200	Muskegon, MI					205	Tuscaloosa, AL					174	Danbury, CT		C			215	Naples-Marco Island, FL					194	Tyler, TX					245	Danville, IL		C			47	Nashville					130	Utica-Rome					45	Dayton		C			12	Nassau-Suffolk (Long Island)					253	Victoria, TX					120	Daytona Beach		C			84	New Bedford-Fall River, MA					175	Waco					24	Denver-Boulder		C			82	New Haven-Meriden					9	Washington, DC					112	Des Moines		C			32	New Orleans					164	Waterbury, CT					6	Detroit		C			1	New York					201	Waterloo-Cedar Falls					221	Dothan, AL		C			33	Norfolk-Virginia Beach-Newport News					244	Watertown, NY					192	Dubuque, IA		C			224	Northwest Michigan, MI (Traverse City-Petoskey-Charlevoix)					56	West Palm Beach-Boca Raton					147	Duluth-Superior		C			148	Odessa-Midland, TX					182	Wheeling					208	Eau Claire, WI		C			43	Oklahoma City					89	Wichita					79	El Paso		C			69	Omaha-Council Bluffs					219	Wichita Falls, TX					138	Erie		C			49	Orlando					59	Wilkes Barre-Scranton					143	Eugene-Springfield		C			248	Owensboro, KY					229	Williamsport, PA					136	Evansville		C			107	Oxnard-Ventura					77	Wilmington, DE					203	Fargo-Moorhead		C			187	Palm Springs, CA					191	Wilmington, NC					146	Fayetteville, NC		C			226	Panama City, FL					101	Worcester					169	Fayetteville-Springdale, AR		C			195	Parkersburg-Manetta, WV-OH					182	Yakima, WA					100	Flint		C			227	Pascagoula-Moss Point, MS					104	York					133	Ft. Myers, FL		C									81	Youngstown-Warren					160	Ft. Pierce, FL		C															185	Ft. Smith, AR		C															204	Ft. Walton Beach, FL		C															123	Ft. Wayne		C																																																																																																																																																																																																																																																																																																																																																																																																																																																																																																																																																																																																																																																																																																																																																																																																																																																																																																																																																																																																																																																																																
116	Colorado Springs		C			131	Modesto					70	Toledo					233	Columbia, MO		C			44	Monmouth-Ocean, NJ					167	Topeka					93	Columbia, SC		C			207	Monroe, LA					129	Trenton, NJ					150	Columbus, GA		C			75	Monterey-Salinas-Santa Cruz					212	Tri Cities, WA (Richland-Kennewick-Pasco)					34	Columbus, OH		C			134	Montgomery					65	Tucson					122	Corpus Christi		C			95	Morristown, NJ					57	Tulsa					8	Dallas-Ft. Worth		C			200	Muskegon, MI					205	Tuscaloosa, AL					174	Danbury, CT		C			215	Naples-Marco Island, FL					194	Tyler, TX					245	Danville, IL		C			47	Nashville					130	Utica-Rome					45	Dayton		C			12	Nassau-Suffolk (Long Island)					253	Victoria, TX					120	Daytona Beach		C			84	New Bedford-Fall River, MA					175	Waco					24	Denver-Boulder		C			82	New Haven-Meriden					9	Washington, DC					112	Des Moines		C			32	New Orleans					164	Waterbury, CT					6	Detroit		C			1	New York					201	Waterloo-Cedar Falls					221	Dothan, AL		C			33	Norfolk-Virginia Beach-Newport News					244	Watertown, NY					192	Dubuque, IA		C			224	Northwest Michigan, MI (Traverse City-Petoskey-Charlevoix)					56	West Palm Beach-Boca Raton					147	Duluth-Superior		C			148	Odessa-Midland, TX					182	Wheeling					208	Eau Claire, WI		C			43	Oklahoma City					89	Wichita					79	El Paso		C			69	Omaha-Council Bluffs					219	Wichita Falls, TX					138	Erie		C			49	Orlando					59	Wilkes Barre-Scranton					143	Eugene-Springfield		C			248	Owensboro, KY					229	Williamsport, PA					136	Evansville		C			107	Oxnard-Ventura					77	Wilmington, DE					203	Fargo-Moorhead		C			187	Palm Springs, CA					191	Wilmington, NC					146	Fayetteville, NC		C			226	Panama City, FL					101	Worcester					169	Fayetteville-Springdale, AR		C			195	Parkersburg-Manetta, WV-OH					182	Yakima, WA					100	Flint		C			227	Pascagoula-Moss Point, MS					104	York					133	Ft. Myers, FL		C									81	Youngstown-Warren					160	Ft. Pierce, FL		C															185	Ft. Smith, AR		C															204	Ft. Walton Beach, FL		C															123	Ft. Wayne		C																																																																																																																																																																																																																																																																																																																																																																																																																																																																																																																																																																																																																																																																																																																																																																																																																																																																																																																																																																																																																																																																																																		
233	Columbia, MO		C			44	Monmouth-Ocean, NJ					167	Topeka					93	Columbia, SC		C			207	Monroe, LA					129	Trenton, NJ					150	Columbus, GA		C			75	Monterey-Salinas-Santa Cruz					212	Tri Cities, WA (Richland-Kennewick-Pasco)					34	Columbus, OH		C			134	Montgomery					65	Tucson					122	Corpus Christi		C			95	Morristown, NJ					57	Tulsa					8	Dallas-Ft. Worth		C			200	Muskegon, MI					205	Tuscaloosa, AL					174	Danbury, CT		C			215	Naples-Marco Island, FL					194	Tyler, TX					245	Danville, IL		C			47	Nashville					130	Utica-Rome					45	Dayton		C			12	Nassau-Suffolk (Long Island)					253	Victoria, TX					120	Daytona Beach		C			84	New Bedford-Fall River, MA					175	Waco					24	Denver-Boulder		C			82	New Haven-Meriden					9	Washington, DC					112	Des Moines		C			32	New Orleans					164	Waterbury, CT					6	Detroit		C			1	New York					201	Waterloo-Cedar Falls					221	Dothan, AL		C			33	Norfolk-Virginia Beach-Newport News					244	Watertown, NY					192	Dubuque, IA		C			224	Northwest Michigan, MI (Traverse City-Petoskey-Charlevoix)					56	West Palm Beach-Boca Raton					147	Duluth-Superior		C			148	Odessa-Midland, TX					182	Wheeling					208	Eau Claire, WI		C			43	Oklahoma City					89	Wichita					79	El Paso		C			69	Omaha-Council Bluffs					219	Wichita Falls, TX					138	Erie		C			49	Orlando					59	Wilkes Barre-Scranton					143	Eugene-Springfield		C			248	Owensboro, KY					229	Williamsport, PA					136	Evansville		C			107	Oxnard-Ventura					77	Wilmington, DE					203	Fargo-Moorhead		C			187	Palm Springs, CA					191	Wilmington, NC					146	Fayetteville, NC		C			226	Panama City, FL					101	Worcester					169	Fayetteville-Springdale, AR		C			195	Parkersburg-Manetta, WV-OH					182	Yakima, WA					100	Flint		C			227	Pascagoula-Moss Point, MS					104	York					133	Ft. Myers, FL		C									81	Youngstown-Warren					160	Ft. Pierce, FL		C															185	Ft. Smith, AR		C															204	Ft. Walton Beach, FL		C															123	Ft. Wayne		C																																																																																																																																																																																																																																																																																																																																																																																																																																																																																																																																																																																																																																																																																																																																																																																																																																																																																																																																																																																																																																																																																																																				
93	Columbia, SC		C			207	Monroe, LA					129	Trenton, NJ					150	Columbus, GA		C			75	Monterey-Salinas-Santa Cruz					212	Tri Cities, WA (Richland-Kennewick-Pasco)					34	Columbus, OH		C			134	Montgomery					65	Tucson					122	Corpus Christi		C			95	Morristown, NJ					57	Tulsa					8	Dallas-Ft. Worth		C			200	Muskegon, MI					205	Tuscaloosa, AL					174	Danbury, CT		C			215	Naples-Marco Island, FL					194	Tyler, TX					245	Danville, IL		C			47	Nashville					130	Utica-Rome					45	Dayton		C			12	Nassau-Suffolk (Long Island)					253	Victoria, TX					120	Daytona Beach		C			84	New Bedford-Fall River, MA					175	Waco					24	Denver-Boulder		C			82	New Haven-Meriden					9	Washington, DC					112	Des Moines		C			32	New Orleans					164	Waterbury, CT					6	Detroit		C			1	New York					201	Waterloo-Cedar Falls					221	Dothan, AL		C			33	Norfolk-Virginia Beach-Newport News					244	Watertown, NY					192	Dubuque, IA		C			224	Northwest Michigan, MI (Traverse City-Petoskey-Charlevoix)					56	West Palm Beach-Boca Raton					147	Duluth-Superior		C			148	Odessa-Midland, TX					182	Wheeling					208	Eau Claire, WI		C			43	Oklahoma City					89	Wichita					79	El Paso		C			69	Omaha-Council Bluffs					219	Wichita Falls, TX					138	Erie		C			49	Orlando					59	Wilkes Barre-Scranton					143	Eugene-Springfield		C			248	Owensboro, KY					229	Williamsport, PA					136	Evansville		C			107	Oxnard-Ventura					77	Wilmington, DE					203	Fargo-Moorhead		C			187	Palm Springs, CA					191	Wilmington, NC					146	Fayetteville, NC		C			226	Panama City, FL					101	Worcester					169	Fayetteville-Springdale, AR		C			195	Parkersburg-Manetta, WV-OH					182	Yakima, WA					100	Flint		C			227	Pascagoula-Moss Point, MS					104	York					133	Ft. Myers, FL		C									81	Youngstown-Warren					160	Ft. Pierce, FL		C															185	Ft. Smith, AR		C															204	Ft. Walton Beach, FL		C															123	Ft. Wayne		C																																																																																																																																																																																																																																																																																																																																																																																																																																																																																																																																																																																																																																																																																																																																																																																																																																																																																																																																																																																																																																																																																																																																						
150	Columbus, GA		C			75	Monterey-Salinas-Santa Cruz					212	Tri Cities, WA (Richland-Kennewick-Pasco)					34	Columbus, OH		C			134	Montgomery					65	Tucson					122	Corpus Christi		C			95	Morristown, NJ					57	Tulsa					8	Dallas-Ft. Worth		C			200	Muskegon, MI					205	Tuscaloosa, AL					174	Danbury, CT		C			215	Naples-Marco Island, FL					194	Tyler, TX					245	Danville, IL		C			47	Nashville					130	Utica-Rome					45	Dayton		C			12	Nassau-Suffolk (Long Island)					253	Victoria, TX					120	Daytona Beach		C			84	New Bedford-Fall River, MA					175	Waco					24	Denver-Boulder		C			82	New Haven-Meriden					9	Washington, DC					112	Des Moines		C			32	New Orleans					164	Waterbury, CT					6	Detroit		C			1	New York					201	Waterloo-Cedar Falls					221	Dothan, AL		C			33	Norfolk-Virginia Beach-Newport News					244	Watertown, NY					192	Dubuque, IA		C			224	Northwest Michigan, MI (Traverse City-Petoskey-Charlevoix)					56	West Palm Beach-Boca Raton					147	Duluth-Superior		C			148	Odessa-Midland, TX					182	Wheeling					208	Eau Claire, WI		C			43	Oklahoma City					89	Wichita					79	El Paso		C			69	Omaha-Council Bluffs					219	Wichita Falls, TX					138	Erie		C			49	Orlando					59	Wilkes Barre-Scranton					143	Eugene-Springfield		C			248	Owensboro, KY					229	Williamsport, PA					136	Evansville		C			107	Oxnard-Ventura					77	Wilmington, DE					203	Fargo-Moorhead		C			187	Palm Springs, CA					191	Wilmington, NC					146	Fayetteville, NC		C			226	Panama City, FL					101	Worcester					169	Fayetteville-Springdale, AR		C			195	Parkersburg-Manetta, WV-OH					182	Yakima, WA					100	Flint		C			227	Pascagoula-Moss Point, MS					104	York					133	Ft. Myers, FL		C									81	Youngstown-Warren					160	Ft. Pierce, FL		C															185	Ft. Smith, AR		C															204	Ft. Walton Beach, FL		C															123	Ft. Wayne		C																																																																																																																																																																																																																																																																																																																																																																																																																																																																																																																																																																																																																																																																																																																																																																																																																																																																																																																																																																																																																																																																																																																																																								
34	Columbus, OH		C			134	Montgomery					65	Tucson					122	Corpus Christi		C			95	Morristown, NJ					57	Tulsa					8	Dallas-Ft. Worth		C			200	Muskegon, MI					205	Tuscaloosa, AL					174	Danbury, CT		C			215	Naples-Marco Island, FL					194	Tyler, TX					245	Danville, IL		C			47	Nashville					130	Utica-Rome					45	Dayton		C			12	Nassau-Suffolk (Long Island)					253	Victoria, TX					120	Daytona Beach		C			84	New Bedford-Fall River, MA					175	Waco					24	Denver-Boulder		C			82	New Haven-Meriden					9	Washington, DC					112	Des Moines		C			32	New Orleans					164	Waterbury, CT					6	Detroit		C			1	New York					201	Waterloo-Cedar Falls					221	Dothan, AL		C			33	Norfolk-Virginia Beach-Newport News					244	Watertown, NY					192	Dubuque, IA		C			224	Northwest Michigan, MI (Traverse City-Petoskey-Charlevoix)					56	West Palm Beach-Boca Raton					147	Duluth-Superior		C			148	Odessa-Midland, TX					182	Wheeling					208	Eau Claire, WI		C			43	Oklahoma City					89	Wichita					79	El Paso		C			69	Omaha-Council Bluffs					219	Wichita Falls, TX					138	Erie		C			49	Orlando					59	Wilkes Barre-Scranton					143	Eugene-Springfield		C			248	Owensboro, KY					229	Williamsport, PA					136	Evansville		C			107	Oxnard-Ventura					77	Wilmington, DE					203	Fargo-Moorhead		C			187	Palm Springs, CA					191	Wilmington, NC					146	Fayetteville, NC		C			226	Panama City, FL					101	Worcester					169	Fayetteville-Springdale, AR		C			195	Parkersburg-Manetta, WV-OH					182	Yakima, WA					100	Flint		C			227	Pascagoula-Moss Point, MS					104	York					133	Ft. Myers, FL		C									81	Youngstown-Warren					160	Ft. Pierce, FL		C															185	Ft. Smith, AR		C															204	Ft. Walton Beach, FL		C															123	Ft. Wayne		C																																																																																																																																																																																																																																																																																																																																																																																																																																																																																																																																																																																																																																																																																																																																																																																																																																																																																																																																																																																																																																																																																																																																																																										
122	Corpus Christi		C			95	Morristown, NJ					57	Tulsa					8	Dallas-Ft. Worth		C			200	Muskegon, MI					205	Tuscaloosa, AL					174	Danbury, CT		C			215	Naples-Marco Island, FL					194	Tyler, TX					245	Danville, IL		C			47	Nashville					130	Utica-Rome					45	Dayton		C			12	Nassau-Suffolk (Long Island)					253	Victoria, TX					120	Daytona Beach		C			84	New Bedford-Fall River, MA					175	Waco					24	Denver-Boulder		C			82	New Haven-Meriden					9	Washington, DC					112	Des Moines		C			32	New Orleans					164	Waterbury, CT					6	Detroit		C			1	New York					201	Waterloo-Cedar Falls					221	Dothan, AL		C			33	Norfolk-Virginia Beach-Newport News					244	Watertown, NY					192	Dubuque, IA		C			224	Northwest Michigan, MI (Traverse City-Petoskey-Charlevoix)					56	West Palm Beach-Boca Raton					147	Duluth-Superior		C			148	Odessa-Midland, TX					182	Wheeling					208	Eau Claire, WI		C			43	Oklahoma City					89	Wichita					79	El Paso		C			69	Omaha-Council Bluffs					219	Wichita Falls, TX					138	Erie		C			49	Orlando					59	Wilkes Barre-Scranton					143	Eugene-Springfield		C			248	Owensboro, KY					229	Williamsport, PA					136	Evansville		C			107	Oxnard-Ventura					77	Wilmington, DE					203	Fargo-Moorhead		C			187	Palm Springs, CA					191	Wilmington, NC					146	Fayetteville, NC		C			226	Panama City, FL					101	Worcester					169	Fayetteville-Springdale, AR		C			195	Parkersburg-Manetta, WV-OH					182	Yakima, WA					100	Flint		C			227	Pascagoula-Moss Point, MS					104	York					133	Ft. Myers, FL		C									81	Youngstown-Warren					160	Ft. Pierce, FL		C															185	Ft. Smith, AR		C															204	Ft. Walton Beach, FL		C															123	Ft. Wayne		C																																																																																																																																																																																																																																																																																																																																																																																																																																																																																																																																																																																																																																																																																																																																																																																																																																																																																																																																																																																																																																																																																																																																																																																												
8	Dallas-Ft. Worth		C			200	Muskegon, MI					205	Tuscaloosa, AL					174	Danbury, CT		C			215	Naples-Marco Island, FL					194	Tyler, TX					245	Danville, IL		C			47	Nashville					130	Utica-Rome					45	Dayton		C			12	Nassau-Suffolk (Long Island)					253	Victoria, TX					120	Daytona Beach		C			84	New Bedford-Fall River, MA					175	Waco					24	Denver-Boulder		C			82	New Haven-Meriden					9	Washington, DC					112	Des Moines		C			32	New Orleans					164	Waterbury, CT					6	Detroit		C			1	New York					201	Waterloo-Cedar Falls					221	Dothan, AL		C			33	Norfolk-Virginia Beach-Newport News					244	Watertown, NY					192	Dubuque, IA		C			224	Northwest Michigan, MI (Traverse City-Petoskey-Charlevoix)					56	West Palm Beach-Boca Raton					147	Duluth-Superior		C			148	Odessa-Midland, TX					182	Wheeling					208	Eau Claire, WI		C			43	Oklahoma City					89	Wichita					79	El Paso		C			69	Omaha-Council Bluffs					219	Wichita Falls, TX					138	Erie		C			49	Orlando					59	Wilkes Barre-Scranton					143	Eugene-Springfield		C			248	Owensboro, KY					229	Williamsport, PA					136	Evansville		C			107	Oxnard-Ventura					77	Wilmington, DE					203	Fargo-Moorhead		C			187	Palm Springs, CA					191	Wilmington, NC					146	Fayetteville, NC		C			226	Panama City, FL					101	Worcester					169	Fayetteville-Springdale, AR		C			195	Parkersburg-Manetta, WV-OH					182	Yakima, WA					100	Flint		C			227	Pascagoula-Moss Point, MS					104	York					133	Ft. Myers, FL		C									81	Youngstown-Warren					160	Ft. Pierce, FL		C															185	Ft. Smith, AR		C															204	Ft. Walton Beach, FL		C															123	Ft. Wayne		C																																																																																																																																																																																																																																																																																																																																																																																																																																																																																																																																																																																																																																																																																																																																																																																																																																																																																																																																																																																																																																																																																																																																																																																																														
174	Danbury, CT		C			215	Naples-Marco Island, FL					194	Tyler, TX					245	Danville, IL		C			47	Nashville					130	Utica-Rome					45	Dayton		C			12	Nassau-Suffolk (Long Island)					253	Victoria, TX					120	Daytona Beach		C			84	New Bedford-Fall River, MA					175	Waco					24	Denver-Boulder		C			82	New Haven-Meriden					9	Washington, DC					112	Des Moines		C			32	New Orleans					164	Waterbury, CT					6	Detroit		C			1	New York					201	Waterloo-Cedar Falls					221	Dothan, AL		C			33	Norfolk-Virginia Beach-Newport News					244	Watertown, NY					192	Dubuque, IA		C			224	Northwest Michigan, MI (Traverse City-Petoskey-Charlevoix)					56	West Palm Beach-Boca Raton					147	Duluth-Superior		C			148	Odessa-Midland, TX					182	Wheeling					208	Eau Claire, WI		C			43	Oklahoma City					89	Wichita					79	El Paso		C			69	Omaha-Council Bluffs					219	Wichita Falls, TX					138	Erie		C			49	Orlando					59	Wilkes Barre-Scranton					143	Eugene-Springfield		C			248	Owensboro, KY					229	Williamsport, PA					136	Evansville		C			107	Oxnard-Ventura					77	Wilmington, DE					203	Fargo-Moorhead		C			187	Palm Springs, CA					191	Wilmington, NC					146	Fayetteville, NC		C			226	Panama City, FL					101	Worcester					169	Fayetteville-Springdale, AR		C			195	Parkersburg-Manetta, WV-OH					182	Yakima, WA					100	Flint		C			227	Pascagoula-Moss Point, MS					104	York					133	Ft. Myers, FL		C									81	Youngstown-Warren					160	Ft. Pierce, FL		C															185	Ft. Smith, AR		C															204	Ft. Walton Beach, FL		C															123	Ft. Wayne		C																																																																																																																																																																																																																																																																																																																																																																																																																																																																																																																																																																																																																																																																																																																																																																																																																																																																																																																																																																																																																																																																																																																																																																																																																																
245	Danville, IL		C			47	Nashville					130	Utica-Rome					45	Dayton		C			12	Nassau-Suffolk (Long Island)					253	Victoria, TX					120	Daytona Beach		C			84	New Bedford-Fall River, MA					175	Waco					24	Denver-Boulder		C			82	New Haven-Meriden					9	Washington, DC					112	Des Moines		C			32	New Orleans					164	Waterbury, CT					6	Detroit		C			1	New York					201	Waterloo-Cedar Falls					221	Dothan, AL		C			33	Norfolk-Virginia Beach-Newport News					244	Watertown, NY					192	Dubuque, IA		C			224	Northwest Michigan, MI (Traverse City-Petoskey-Charlevoix)					56	West Palm Beach-Boca Raton					147	Duluth-Superior		C			148	Odessa-Midland, TX					182	Wheeling					208	Eau Claire, WI		C			43	Oklahoma City					89	Wichita					79	El Paso		C			69	Omaha-Council Bluffs					219	Wichita Falls, TX					138	Erie		C			49	Orlando					59	Wilkes Barre-Scranton					143	Eugene-Springfield		C			248	Owensboro, KY					229	Williamsport, PA					136	Evansville		C			107	Oxnard-Ventura					77	Wilmington, DE					203	Fargo-Moorhead		C			187	Palm Springs, CA					191	Wilmington, NC					146	Fayetteville, NC		C			226	Panama City, FL					101	Worcester					169	Fayetteville-Springdale, AR		C			195	Parkersburg-Manetta, WV-OH					182	Yakima, WA					100	Flint		C			227	Pascagoula-Moss Point, MS					104	York					133	Ft. Myers, FL		C									81	Youngstown-Warren					160	Ft. Pierce, FL		C															185	Ft. Smith, AR		C															204	Ft. Walton Beach, FL		C															123	Ft. Wayne		C																																																																																																																																																																																																																																																																																																																																																																																																																																																																																																																																																																																																																																																																																																																																																																																																																																																																																																																																																																																																																																																																																																																																																																																																																																																		
45	Dayton		C			12	Nassau-Suffolk (Long Island)					253	Victoria, TX					120	Daytona Beach		C			84	New Bedford-Fall River, MA					175	Waco					24	Denver-Boulder		C			82	New Haven-Meriden					9	Washington, DC					112	Des Moines		C			32	New Orleans					164	Waterbury, CT					6	Detroit		C			1	New York					201	Waterloo-Cedar Falls					221	Dothan, AL		C			33	Norfolk-Virginia Beach-Newport News					244	Watertown, NY					192	Dubuque, IA		C			224	Northwest Michigan, MI (Traverse City-Petoskey-Charlevoix)					56	West Palm Beach-Boca Raton					147	Duluth-Superior		C			148	Odessa-Midland, TX					182	Wheeling					208	Eau Claire, WI		C			43	Oklahoma City					89	Wichita					79	El Paso		C			69	Omaha-Council Bluffs					219	Wichita Falls, TX					138	Erie		C			49	Orlando					59	Wilkes Barre-Scranton					143	Eugene-Springfield		C			248	Owensboro, KY					229	Williamsport, PA					136	Evansville		C			107	Oxnard-Ventura					77	Wilmington, DE					203	Fargo-Moorhead		C			187	Palm Springs, CA					191	Wilmington, NC					146	Fayetteville, NC		C			226	Panama City, FL					101	Worcester					169	Fayetteville-Springdale, AR		C			195	Parkersburg-Manetta, WV-OH					182	Yakima, WA					100	Flint		C			227	Pascagoula-Moss Point, MS					104	York					133	Ft. Myers, FL		C									81	Youngstown-Warren					160	Ft. Pierce, FL		C															185	Ft. Smith, AR		C															204	Ft. Walton Beach, FL		C															123	Ft. Wayne		C																																																																																																																																																																																																																																																																																																																																																																																																																																																																																																																																																																																																																																																																																																																																																																																																																																																																																																																																																																																																																																																																																																																																																																																																																																																																				
120	Daytona Beach		C			84	New Bedford-Fall River, MA					175	Waco					24	Denver-Boulder		C			82	New Haven-Meriden					9	Washington, DC					112	Des Moines		C			32	New Orleans					164	Waterbury, CT					6	Detroit		C			1	New York					201	Waterloo-Cedar Falls					221	Dothan, AL		C			33	Norfolk-Virginia Beach-Newport News					244	Watertown, NY					192	Dubuque, IA		C			224	Northwest Michigan, MI (Traverse City-Petoskey-Charlevoix)					56	West Palm Beach-Boca Raton					147	Duluth-Superior		C			148	Odessa-Midland, TX					182	Wheeling					208	Eau Claire, WI		C			43	Oklahoma City					89	Wichita					79	El Paso		C			69	Omaha-Council Bluffs					219	Wichita Falls, TX					138	Erie		C			49	Orlando					59	Wilkes Barre-Scranton					143	Eugene-Springfield		C			248	Owensboro, KY					229	Williamsport, PA					136	Evansville		C			107	Oxnard-Ventura					77	Wilmington, DE					203	Fargo-Moorhead		C			187	Palm Springs, CA					191	Wilmington, NC					146	Fayetteville, NC		C			226	Panama City, FL					101	Worcester					169	Fayetteville-Springdale, AR		C			195	Parkersburg-Manetta, WV-OH					182	Yakima, WA					100	Flint		C			227	Pascagoula-Moss Point, MS					104	York					133	Ft. Myers, FL		C									81	Youngstown-Warren					160	Ft. Pierce, FL		C															185	Ft. Smith, AR		C															204	Ft. Walton Beach, FL		C															123	Ft. Wayne		C																																																																																																																																																																																																																																																																																																																																																																																																																																																																																																																																																																																																																																																																																																																																																																																																																																																																																																																																																																																																																																																																																																																																																																																																																																																																																						
24	Denver-Boulder		C			82	New Haven-Meriden					9	Washington, DC					112	Des Moines		C			32	New Orleans					164	Waterbury, CT					6	Detroit		C			1	New York					201	Waterloo-Cedar Falls					221	Dothan, AL		C			33	Norfolk-Virginia Beach-Newport News					244	Watertown, NY					192	Dubuque, IA		C			224	Northwest Michigan, MI (Traverse City-Petoskey-Charlevoix)					56	West Palm Beach-Boca Raton					147	Duluth-Superior		C			148	Odessa-Midland, TX					182	Wheeling					208	Eau Claire, WI		C			43	Oklahoma City					89	Wichita					79	El Paso		C			69	Omaha-Council Bluffs					219	Wichita Falls, TX					138	Erie		C			49	Orlando					59	Wilkes Barre-Scranton					143	Eugene-Springfield		C			248	Owensboro, KY					229	Williamsport, PA					136	Evansville		C			107	Oxnard-Ventura					77	Wilmington, DE					203	Fargo-Moorhead		C			187	Palm Springs, CA					191	Wilmington, NC					146	Fayetteville, NC		C			226	Panama City, FL					101	Worcester					169	Fayetteville-Springdale, AR		C			195	Parkersburg-Manetta, WV-OH					182	Yakima, WA					100	Flint		C			227	Pascagoula-Moss Point, MS					104	York					133	Ft. Myers, FL		C									81	Youngstown-Warren					160	Ft. Pierce, FL		C															185	Ft. Smith, AR		C															204	Ft. Walton Beach, FL		C															123	Ft. Wayne		C																																																																																																																																																																																																																																																																																																																																																																																																																																																																																																																																																																																																																																																																																																																																																																																																																																																																																																																																																																																																																																																																																																																																																																																																																																																																																																								
112	Des Moines		C			32	New Orleans					164	Waterbury, CT					6	Detroit		C			1	New York					201	Waterloo-Cedar Falls					221	Dothan, AL		C			33	Norfolk-Virginia Beach-Newport News					244	Watertown, NY					192	Dubuque, IA		C			224	Northwest Michigan, MI (Traverse City-Petoskey-Charlevoix)					56	West Palm Beach-Boca Raton					147	Duluth-Superior		C			148	Odessa-Midland, TX					182	Wheeling					208	Eau Claire, WI		C			43	Oklahoma City					89	Wichita					79	El Paso		C			69	Omaha-Council Bluffs					219	Wichita Falls, TX					138	Erie		C			49	Orlando					59	Wilkes Barre-Scranton					143	Eugene-Springfield		C			248	Owensboro, KY					229	Williamsport, PA					136	Evansville		C			107	Oxnard-Ventura					77	Wilmington, DE					203	Fargo-Moorhead		C			187	Palm Springs, CA					191	Wilmington, NC					146	Fayetteville, NC		C			226	Panama City, FL					101	Worcester					169	Fayetteville-Springdale, AR		C			195	Parkersburg-Manetta, WV-OH					182	Yakima, WA					100	Flint		C			227	Pascagoula-Moss Point, MS					104	York					133	Ft. Myers, FL		C									81	Youngstown-Warren					160	Ft. Pierce, FL		C															185	Ft. Smith, AR		C															204	Ft. Walton Beach, FL		C															123	Ft. Wayne		C																																																																																																																																																																																																																																																																																																																																																																																																																																																																																																																																																																																																																																																																																																																																																																																																																																																																																																																																																																																																																																																																																																																																																																																																																																																																																																																										
6	Detroit		C			1	New York					201	Waterloo-Cedar Falls					221	Dothan, AL		C			33	Norfolk-Virginia Beach-Newport News					244	Watertown, NY					192	Dubuque, IA		C			224	Northwest Michigan, MI (Traverse City-Petoskey-Charlevoix)					56	West Palm Beach-Boca Raton					147	Duluth-Superior		C			148	Odessa-Midland, TX					182	Wheeling					208	Eau Claire, WI		C			43	Oklahoma City					89	Wichita					79	El Paso		C			69	Omaha-Council Bluffs					219	Wichita Falls, TX					138	Erie		C			49	Orlando					59	Wilkes Barre-Scranton					143	Eugene-Springfield		C			248	Owensboro, KY					229	Williamsport, PA					136	Evansville		C			107	Oxnard-Ventura					77	Wilmington, DE					203	Fargo-Moorhead		C			187	Palm Springs, CA					191	Wilmington, NC					146	Fayetteville, NC		C			226	Panama City, FL					101	Worcester					169	Fayetteville-Springdale, AR		C			195	Parkersburg-Manetta, WV-OH					182	Yakima, WA					100	Flint		C			227	Pascagoula-Moss Point, MS					104	York					133	Ft. Myers, FL		C									81	Youngstown-Warren					160	Ft. Pierce, FL		C															185	Ft. Smith, AR		C															204	Ft. Walton Beach, FL		C															123	Ft. Wayne		C																																																																																																																																																																																																																																																																																																																																																																																																																																																																																																																																																																																																																																																																																																																																																																																																																																																																																																																																																																																																																																																																																																																																																																																																																																																																																																																																												
221	Dothan, AL		C			33	Norfolk-Virginia Beach-Newport News					244	Watertown, NY					192	Dubuque, IA		C			224	Northwest Michigan, MI (Traverse City-Petoskey-Charlevoix)					56	West Palm Beach-Boca Raton					147	Duluth-Superior		C			148	Odessa-Midland, TX					182	Wheeling					208	Eau Claire, WI		C			43	Oklahoma City					89	Wichita					79	El Paso		C			69	Omaha-Council Bluffs					219	Wichita Falls, TX					138	Erie		C			49	Orlando					59	Wilkes Barre-Scranton					143	Eugene-Springfield		C			248	Owensboro, KY					229	Williamsport, PA					136	Evansville		C			107	Oxnard-Ventura					77	Wilmington, DE					203	Fargo-Moorhead		C			187	Palm Springs, CA					191	Wilmington, NC					146	Fayetteville, NC		C			226	Panama City, FL					101	Worcester					169	Fayetteville-Springdale, AR		C			195	Parkersburg-Manetta, WV-OH					182	Yakima, WA					100	Flint		C			227	Pascagoula-Moss Point, MS					104	York					133	Ft. Myers, FL		C									81	Youngstown-Warren					160	Ft. Pierce, FL		C															185	Ft. Smith, AR		C															204	Ft. Walton Beach, FL		C															123	Ft. Wayne		C																																																																																																																																																																																																																																																																																																																																																																																																																																																																																																																																																																																																																																																																																																																																																																																																																																																																																																																																																																																																																																																																																																																																																																																																																																																																																																																																																														
192	Dubuque, IA		C			224	Northwest Michigan, MI (Traverse City-Petoskey-Charlevoix)					56	West Palm Beach-Boca Raton					147	Duluth-Superior		C			148	Odessa-Midland, TX					182	Wheeling					208	Eau Claire, WI		C			43	Oklahoma City					89	Wichita					79	El Paso		C			69	Omaha-Council Bluffs					219	Wichita Falls, TX					138	Erie		C			49	Orlando					59	Wilkes Barre-Scranton					143	Eugene-Springfield		C			248	Owensboro, KY					229	Williamsport, PA					136	Evansville		C			107	Oxnard-Ventura					77	Wilmington, DE					203	Fargo-Moorhead		C			187	Palm Springs, CA					191	Wilmington, NC					146	Fayetteville, NC		C			226	Panama City, FL					101	Worcester					169	Fayetteville-Springdale, AR		C			195	Parkersburg-Manetta, WV-OH					182	Yakima, WA					100	Flint		C			227	Pascagoula-Moss Point, MS					104	York					133	Ft. Myers, FL		C									81	Youngstown-Warren					160	Ft. Pierce, FL		C															185	Ft. Smith, AR		C															204	Ft. Walton Beach, FL		C															123	Ft. Wayne		C																																																																																																																																																																																																																																																																																																																																																																																																																																																																																																																																																																																																																																																																																																																																																																																																																																																																																																																																																																																																																																																																																																																																																																																																																																																																																																																																																																																
147	Duluth-Superior		C			148	Odessa-Midland, TX					182	Wheeling					208	Eau Claire, WI		C			43	Oklahoma City					89	Wichita					79	El Paso		C			69	Omaha-Council Bluffs					219	Wichita Falls, TX					138	Erie		C			49	Orlando					59	Wilkes Barre-Scranton					143	Eugene-Springfield		C			248	Owensboro, KY					229	Williamsport, PA					136	Evansville		C			107	Oxnard-Ventura					77	Wilmington, DE					203	Fargo-Moorhead		C			187	Palm Springs, CA					191	Wilmington, NC					146	Fayetteville, NC		C			226	Panama City, FL					101	Worcester					169	Fayetteville-Springdale, AR		C			195	Parkersburg-Manetta, WV-OH					182	Yakima, WA					100	Flint		C			227	Pascagoula-Moss Point, MS					104	York					133	Ft. Myers, FL		C									81	Youngstown-Warren					160	Ft. Pierce, FL		C															185	Ft. Smith, AR		C															204	Ft. Walton Beach, FL		C															123	Ft. Wayne		C																																																																																																																																																																																																																																																																																																																																																																																																																																																																																																																																																																																																																																																																																																																																																																																																																																																																																																																																																																																																																																																																																																																																																																																																																																																																																																																																																																																																		
208	Eau Claire, WI		C			43	Oklahoma City					89	Wichita					79	El Paso		C			69	Omaha-Council Bluffs					219	Wichita Falls, TX					138	Erie		C			49	Orlando					59	Wilkes Barre-Scranton					143	Eugene-Springfield		C			248	Owensboro, KY					229	Williamsport, PA					136	Evansville		C			107	Oxnard-Ventura					77	Wilmington, DE					203	Fargo-Moorhead		C			187	Palm Springs, CA					191	Wilmington, NC					146	Fayetteville, NC		C			226	Panama City, FL					101	Worcester					169	Fayetteville-Springdale, AR		C			195	Parkersburg-Manetta, WV-OH					182	Yakima, WA					100	Flint		C			227	Pascagoula-Moss Point, MS					104	York					133	Ft. Myers, FL		C									81	Youngstown-Warren					160	Ft. Pierce, FL		C															185	Ft. Smith, AR		C															204	Ft. Walton Beach, FL		C															123	Ft. Wayne		C																																																																																																																																																																																																																																																																																																																																																																																																																																																																																																																																																																																																																																																																																																																																																																																																																																																																																																																																																																																																																																																																																																																																																																																																																																																																																																																																																																																																																				
79	El Paso		C			69	Omaha-Council Bluffs					219	Wichita Falls, TX					138	Erie		C			49	Orlando					59	Wilkes Barre-Scranton					143	Eugene-Springfield		C			248	Owensboro, KY					229	Williamsport, PA					136	Evansville		C			107	Oxnard-Ventura					77	Wilmington, DE					203	Fargo-Moorhead		C			187	Palm Springs, CA					191	Wilmington, NC					146	Fayetteville, NC		C			226	Panama City, FL					101	Worcester					169	Fayetteville-Springdale, AR		C			195	Parkersburg-Manetta, WV-OH					182	Yakima, WA					100	Flint		C			227	Pascagoula-Moss Point, MS					104	York					133	Ft. Myers, FL		C									81	Youngstown-Warren					160	Ft. Pierce, FL		C															185	Ft. Smith, AR		C															204	Ft. Walton Beach, FL		C															123	Ft. Wayne		C																																																																																																																																																																																																																																																																																																																																																																																																																																																																																																																																																																																																																																																																																																																																																																																																																																																																																																																																																																																																																																																																																																																																																																																																																																																																																																																																																																																																																																						
138	Erie		C			49	Orlando					59	Wilkes Barre-Scranton					143	Eugene-Springfield		C			248	Owensboro, KY					229	Williamsport, PA					136	Evansville		C			107	Oxnard-Ventura					77	Wilmington, DE					203	Fargo-Moorhead		C			187	Palm Springs, CA					191	Wilmington, NC					146	Fayetteville, NC		C			226	Panama City, FL					101	Worcester					169	Fayetteville-Springdale, AR		C			195	Parkersburg-Manetta, WV-OH					182	Yakima, WA					100	Flint		C			227	Pascagoula-Moss Point, MS					104	York					133	Ft. Myers, FL		C									81	Youngstown-Warren					160	Ft. Pierce, FL		C															185	Ft. Smith, AR		C															204	Ft. Walton Beach, FL		C															123	Ft. Wayne		C																																																																																																																																																																																																																																																																																																																																																																																																																																																																																																																																																																																																																																																																																																																																																																																																																																																																																																																																																																																																																																																																																																																																																																																																																																																																																																																																																																																																																																																								
143	Eugene-Springfield		C			248	Owensboro, KY					229	Williamsport, PA					136	Evansville		C			107	Oxnard-Ventura					77	Wilmington, DE					203	Fargo-Moorhead		C			187	Palm Springs, CA					191	Wilmington, NC					146	Fayetteville, NC		C			226	Panama City, FL					101	Worcester					169	Fayetteville-Springdale, AR		C			195	Parkersburg-Manetta, WV-OH					182	Yakima, WA					100	Flint		C			227	Pascagoula-Moss Point, MS					104	York					133	Ft. Myers, FL		C									81	Youngstown-Warren					160	Ft. Pierce, FL		C															185	Ft. Smith, AR		C															204	Ft. Walton Beach, FL		C															123	Ft. Wayne		C																																																																																																																																																																																																																																																																																																																																																																																																																																																																																																																																																																																																																																																																																																																																																																																																																																																																																																																																																																																																																																																																																																																																																																																																																																																																																																																																																																																																																																																																										
136	Evansville		C			107	Oxnard-Ventura					77	Wilmington, DE					203	Fargo-Moorhead		C			187	Palm Springs, CA					191	Wilmington, NC					146	Fayetteville, NC		C			226	Panama City, FL					101	Worcester					169	Fayetteville-Springdale, AR		C			195	Parkersburg-Manetta, WV-OH					182	Yakima, WA					100	Flint		C			227	Pascagoula-Moss Point, MS					104	York					133	Ft. Myers, FL		C									81	Youngstown-Warren					160	Ft. Pierce, FL		C															185	Ft. Smith, AR		C															204	Ft. Walton Beach, FL		C															123	Ft. Wayne		C																																																																																																																																																																																																																																																																																																																																																																																																																																																																																																																																																																																																																																																																																																																																																																																																																																																																																																																																																																																																																																																																																																																																																																																																																																																																																																																																																																																																																																																																																												
203	Fargo-Moorhead		C			187	Palm Springs, CA					191	Wilmington, NC					146	Fayetteville, NC		C			226	Panama City, FL					101	Worcester					169	Fayetteville-Springdale, AR		C			195	Parkersburg-Manetta, WV-OH					182	Yakima, WA					100	Flint		C			227	Pascagoula-Moss Point, MS					104	York					133	Ft. Myers, FL		C									81	Youngstown-Warren					160	Ft. Pierce, FL		C															185	Ft. Smith, AR		C															204	Ft. Walton Beach, FL		C															123	Ft. Wayne		C																																																																																																																																																																																																																																																																																																																																																																																																																																																																																																																																																																																																																																																																																																																																																																																																																																																																																																																																																																																																																																																																																																																																																																																																																																																																																																																																																																																																																																																																																																														
146	Fayetteville, NC		C			226	Panama City, FL					101	Worcester					169	Fayetteville-Springdale, AR		C			195	Parkersburg-Manetta, WV-OH					182	Yakima, WA					100	Flint		C			227	Pascagoula-Moss Point, MS					104	York					133	Ft. Myers, FL		C									81	Youngstown-Warren					160	Ft. Pierce, FL		C															185	Ft. Smith, AR		C															204	Ft. Walton Beach, FL		C															123	Ft. Wayne		C																																																																																																																																																																																																																																																																																																																																																																																																																																																																																																																																																																																																																																																																																																																																																																																																																																																																																																																																																																																																																																																																																																																																																																																																																																																																																																																																																																																																																																																																																																																																
169	Fayetteville-Springdale, AR		C			195	Parkersburg-Manetta, WV-OH					182	Yakima, WA					100	Flint		C			227	Pascagoula-Moss Point, MS					104	York					133	Ft. Myers, FL		C									81	Youngstown-Warren					160	Ft. Pierce, FL		C															185	Ft. Smith, AR		C															204	Ft. Walton Beach, FL		C															123	Ft. Wayne		C																																																																																																																																																																																																																																																																																																																																																																																																																																																																																																																																																																																																																																																																																																																																																																																																																																																																																																																																																																																																																																																																																																																																																																																																																																																																																																																																																																																																																																																																																																																																																		
100	Flint		C			227	Pascagoula-Moss Point, MS					104	York					133	Ft. Myers, FL		C									81	Youngstown-Warren					160	Ft. Pierce, FL		C															185	Ft. Smith, AR		C															204	Ft. Walton Beach, FL		C															123	Ft. Wayne		C																																																																																																																																																																																																																																																																																																																																																																																																																																																																																																																																																																																																																																																																																																																																																																																																																																																																																																																																																																																																																																																																																																																																																																																																																																																																																																																																																																																																																																																																																																																																																																				
133	Ft. Myers, FL		C									81	Youngstown-Warren					160	Ft. Pierce, FL		C															185	Ft. Smith, AR		C															204	Ft. Walton Beach, FL		C															123	Ft. Wayne		C																																																																																																																																																																																																																																																																																																																																																																																																																																																																																																																																																																																																																																																																																																																																																																																																																																																																																																																																																																																																																																																																																																																																																																																																																																																																																																																																																																																																																																																																																																																																																																																						
160	Ft. Pierce, FL		C															185	Ft. Smith, AR		C															204	Ft. Walton Beach, FL		C															123	Ft. Wayne		C																																																																																																																																																																																																																																																																																																																																																																																																																																																																																																																																																																																																																																																																																																																																																																																																																																																																																																																																																																																																																																																																																																																																																																																																																																																																																																																																																																																																																																																																																																																																																																																																								
185	Ft. Smith, AR		C															204	Ft. Walton Beach, FL		C															123	Ft. Wayne		C																																																																																																																																																																																																																																																																																																																																																																																																																																																																																																																																																																																																																																																																																																																																																																																																																																																																																																																																																																																																																																																																																																																																																																																																																																																																																																																																																																																																																																																																																																																																																																																																																										
204	Ft. Walton Beach, FL		C															123	Ft. Wayne		C																																																																																																																																																																																																																																																																																																																																																																																																																																																																																																																																																																																																																																																																																																																																																																																																																																																																																																																																																																																																																																																																																																																																																																																																																																																																																																																																																																																																																																																																																																																																																																																																																																												
123	Ft. Wayne		C																																																																																																																																																																																																																																																																																																																																																																																																																																																																																																																																																																																																																																																																																																																																																																																																																																																																																																																																																																																																																																																																																																																																																																																																																																																																																																																																																																																																																																																																																																																																																																																																																																																														

■ — denotes Continuous Measurement Markets
 ● — denotes Standard Radio Market Report
 C — denotes Condensed Radio Market Report

NOTE: The Survey Frequency of some markets may change.

ARBITRON RATINGS

New York

142 West 57th Street / 10019

Radio Station Services:

Client Service Rep. Mike Walsh

Hot Line (212) 887-1312

Client Service Rep. Tom O'Sullivan

Hot Line (212) 887-1582

Client Service Rep. Frances Gerbas

Hot Line (212) 887-1398

Susan Dingelhal (212) 887-1308

Brad Bedford (212) 887-1310

Pierre Bouvard (212) 887-1304

Jay Guyther (212) 887-1306

Rep/Network Services:

Client Service Rep. Lindsay Rose

Hot Line (212) 887-1326

Mandy Schreiber (212) 887-1324

Advertiser/Agency Services:

Client Service Rep. Jane Shapiro

Hot Line (212) 887-1502

Client Service Rep. Warren Kurzman

Hot Line (212) 887-1372

Bill Rose (212) 887-1360

Helena Ruffin (212) 887-1332

Joni Challenger (212) 887-1330

Kathleen Coffey (212) 887-1428

Dallas

14801 Quorum Drive, Suite 506 / 75240

Radio Station Services:

Client Service Rep. Scott Musgrave

Hot Line (214) 385-5786

Jarosl Z. Baum (214) 385-5798

Paula Kulsko (214) 385-5797

Advertiser/Agency Services:

Client Service Rep. Sydney Bumpass

Hot Line (214) 385-5787

Scott Turner (214) 385-5793

San Francisco

One Maritime Plaza, Suite 825 / 94111

Radio Station Services:

Client Service Rep. Brad Halpern

Hot Line (415) 982-5371

Marvin Korach (415) 393-6970

Rick Gardner (415) 393-6972

Advertiser/Agency Services:

Barry Fritz (415) 393-6955

Chicago

211 East Ontario, Suite 1400 / 60611

Radio Station Services:

Client Service Rep. Marianne Lavin

Hot Line (312) 454-3436

Scott Herman (312) 454-3426

Josie Gorzoug (312) 454-3424

Karen Kolvek (312) 454-3425

Michael Nathani (312) 454-8497

Advertiser/Agency Services:

Client Service Rep. Genelle Avila Williams

Hot Line (312) 454-8491

Barbara Czachorski (312) 454-3423

Ruth Kaufman (312) 454-3442

Atlanta

300 Embassy Row / 30328

Radio Station Services:

Client Service Rep. Bill Soule

Hot Line (404) 399-2126

Debbie Pore Buckley (404) 399-2121

Marianne Pieper (404) 399-2364

Lisa Segall (404) 399-2124

Advertiser/Agency Services:

Client Service Rep. Beth Martin

Hot Line (404) 399-2275

Rhonda Amoe (404) 399-2315

Bob Ryals (404) 399-2118

Los Angeles

3333 Wilshire Boulevard, Suite 712 / 90010

Radio Station Services:

Client Service Rep. Joe Lopez

Hot Line (213) 736-0707

Dick Shoppard (213) 736-0705

Steve Elliot (213) 736-0706

Advertiser/Agency Services:

Client Service Rep. Greg Hampton

Hot Line (213) 736-0713

Dave Burnell (213) 736-0712

Dan Humfrville (213) 736-0711

1987 Radio Survey Schedule

WINTER SURVEY (12 weeks)

January 8 - April 1, 1987

JANUARY						
				1	2	3
4	5	6	7	8	9	10
11	12	13	14	15	16	17
18	19	20	21	22	23	24
25	26	27	28	29	30	31

FEBRUARY						
1	2	3	4	5	6	7
8	9	10	11	12	13	14
15	16	17	18	19	20	21
22	23	24	25	26	27	28

MARCH						
1	2	3	4	5	6	7
8	9	10	11	12	13	14
15	16	17	18	19	20	21
22	23	24	25	26	27	28
29	30	31				

APRIL						
			1	2	3	4
5	6	7	8	9	10	11
12	13	14	15	16	17	18
19	20	21	22	23	24	25
26	27	28	29	30		

SPRING SURVEY (12 weeks)

April 2 - June 24, 1987

APRIL						
			1	2	3	4
5	6	7	8	9	10	11
12	13	14	15	16	17	18
19	20	21	22	23	24	25
26	27	28	29	30		

MAY						
					1	2
3	4	5	6	7	8	9
10	11	12	13	14	15	16
17	18	19	20	21	22	23
24	25	26	27	28	29	30
31						

JUNE						
	1	2	3	4	5	6
7	8	9	10	11	12	13
14	15	16	17	18	19	20
21	22	23	24	25	26	27
28	29	30				

SUMMER SURVEY (12 weeks)

June 25 - September 16, 1987

JUNE						
	1	2	3	4	5	6
7	8	9	10	11	12	13
14	15	16	17	18	19	20
21	22	23	24	25	26	27
28	29	30				

JULY						
			1	2	3	4
5	6	7	8	9	10	11
12	13	14	15	16	17	18
19	20	21	22	23	24	25
26	27	28	29	30	31	

AUGUST						
						1
2	3	4	5	6	7	8
9	10	11	12	13	14	15
16	17	18	19	20	21	22
23	24	25	26	27	28	29
30	31					

SEPTEMBER						
		1	2	3	4	5
6	7	8	9	10	11	12
13	14	15	16	17	18	19
20	21	22	23	24	25	26
27	28	29	30			

FALL SURVEY (12 weeks)

September 24 - December 16, 1987

SEPTEMBER						
		1	2	3	4	5
6	7	8	9	10	11	12
13	14	15	16	17	18	19
20	21	22	23	24	25	26
27	28	29	30			

OCTOBER						
					1	2
3	4	5	6	7	8	9
10	11	12	13	14	15	16
17	18	19	20	21	22	23
24	25	26	27	28	29	30
31						

NOVEMBER						
1	2	3	4	5	6	7
8	9	10	11	12	13	14
15	16	17	18	19	20	21
22	23	24	25	26	27	28
29	30					

DECEMBER						
		1	2	3	4	5
6	7	8	9	10	11	12
13	14	15	16	17	18	19
20	21	22	23	24	25	26
27	28	29	30	31		

ARBITRON RATINGS

New York

142 West 57th Street
New York, New York 10019
(212) 887-1300

Chicago

211 East Ontario, Suite 1400
Chicago, Illinois 60611
(312) 454-3444

Atlanta

300 Embassy Row
Atlanta, Georgia 30328
(404) 399-2115

Los Angeles

3333 Wilshire Boulevard
Suite 712
Los Angeles, California 90010
(213) 736-0700

San Francisco


One Maritime Plaza
Suite 720
San Francisco, California 94111
(415) 393-6925

Dallas

14801 Quorum Drive
Suite 506
Dallas, Texas 75240
(214) 385-5788

Washington

The Arbitron Building
Laurel, Maryland 20707
(301) 497-4742



 ARBITRON RATINGS COMPANY
a Control Data Company