

# ELECTRONIC TECHNICIAN

Including  
**SERVICE**  
Magazine

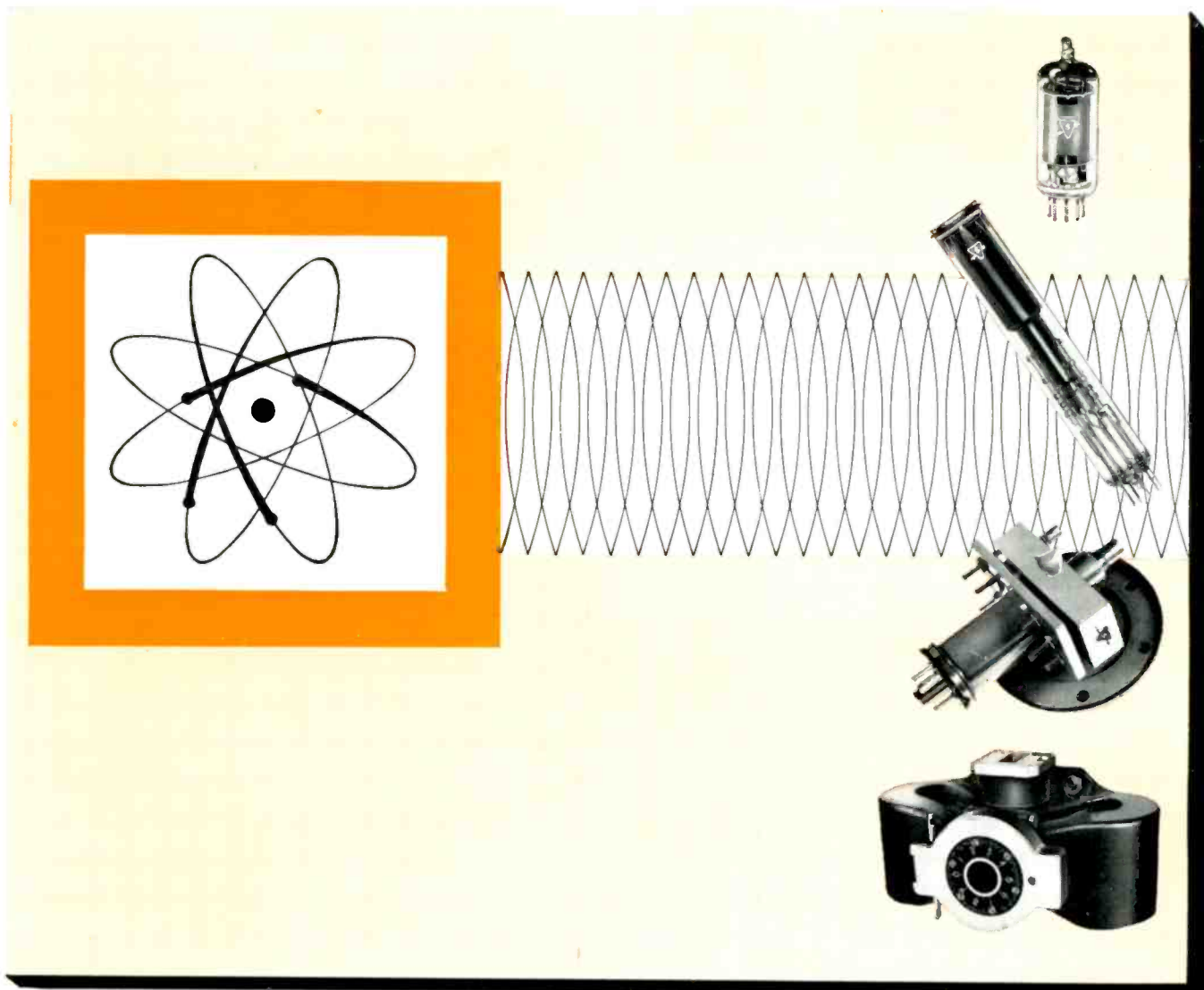


**PHOTOCELLS  
CONTROL  
TV PICTURE**

50<sup>th</sup>

December • 1959

# SYLVANIA **GOLD BRAND** TUBES...



## *and the new standard everywhere in electronics*

THE FAMOUS Gold Brand has long identified the premium dependability of Sylvania reliable receiving tubes for industrial applications. Now, in that same tradition of outstanding performance, Sylvania offers a full line of industrial tubes ranging from power triodes for transmitting service and industrial heating to vidicons and orthicons for TV.

Subject to rigorous testing programs, Sylvania industrial tubes meet extra critical quality control requirements in keeping with their high standard of reliable performance.

Whenever you need premium quality performance in the Gold Brand tradition, specify Sylvania industrial tubes.



Subsidiary of

**GENERAL TELEPHONE & ELECTRONICS**

SYLVANIA ELECTRIC PRODUCTS INC.  
1740 Broadway, New York 19, N. Y.  
In Canada: Sylvania Electric (Canada) Ltd.  
P. O. Box 1190, Station "O", Montreal 9



# ELECTRONIC TECHNICIAN

Now Including  
**SERVICE**  
Magazine

World's Largest Electronic Trade Circulation

December, 1959

ALBERT J. FORMAN *Editor*  
ARTHUR P. SALSBERG *Managing Editor*  
JACK HOBBS *Technical Editor*  
B. V. SPINETTA *Assistant Editor*  
C. F. DREYER *Consultant Art Director*  
PAT DRUMM *Reader Service*  
M. FARRIS *Editorial Assistant*

Address all mail to  
480 Lexington Ave., New York 17, N. Y.  
Telephone YUkon 6-4242

HOWARD A. REED *Publisher*

## BUSINESS DEPARTMENT

C. HENNESSY *New England Sales Manager*  
W. ZURKAN *Eastern Sales Manager*  
N. McALLISTER *Production Manager*  
M. RUBIN *Circulation Manager*  
J. PREVET *Asst. Circulation Manager*  
M. KANE *Accounting Supervisor*  
A. MOYLAN *Accounting Manager*

P. H. DEMPERS *Regional Manager*  
10 E. Huron St., Chicago 11, Ill.  
Telephone MIchigan 2-4245

CHRIS DUNKLE & ASSOCIATES  
California Representative  
740 S. Western Ave., Los Angeles 5, Calif.  
Telephone DUmkirk 7-6149

420 Market St., San Francisco 11, Calif.  
Telephone SUtter 1-8854

BERNIE EDSTROM *Regional Manager*  
15605 Madison Ave., Cleveland 7, Ohio  
Telephone LAkewood 1-7900

JOHN R. KIMBALL & CO.  
Mountain States  
420 Market St., San Francisco 11, Calif.  
Telephone DOuglos 2-9183



ELECTRONIC TECHNICIAN & Circuit Digests, including Service, December, 1959, Vol. 70, No. 6, \$ 50 a copy. Published monthly by Electronic Technician, Inc. Publication office, Emmett St., Bristol, Conn. Editorial, advertising and executive offices, 480 Lexington Avenue, New York 17, Telephone YUkon 6-4242.

Entered as second class matter at the Post Office at Bristol, Conn., June 10, 1954. Subscription rates: United States and Canada, \$4.00 for one year; \$6.00 for two years; \$8.00 for three years. Pan-American and foreign countries: \$7.00 for one year; \$10.00 for two years; \$14.00 for three years. Copyright 1959 by Electronic Technician, Inc., New York. H. Reed, President; A. Farman, Executive Vice-President. Title registered in U. S. Patent Office. Reproduction or reprinting prohibited except by written authorization of publisher. Printed in U.S.A. by Hildreth Press.

**FRONT COVER** TV's design metamorphosis has resulted in many automatic features adding to the set-owner's leisure-living pleasure. What feature, possibly another potential defect for the technician to troubleshoot, will be next? It may well be automatic brightness and contrast adjustments, actuated by room lighting. For working examples of this circuitry, see article starting on page 34.

## FEATURES and ARTICLES

<i>Difference of Opinion (Editorial)</i> .....	31
<i>"Tuning in the Picture"</i> .....	32
<i>Photocells for TV</i> .....	34
<i>Aligning FM Tuners</i> .....	N. H. Crowhurst 36
<i>Japanese Transistor Radio Guide</i> .....	38
<i>Analyzing TV Damper Faults</i> .....	E. C. Kiley 40
<i>Building a Technical Library</i> .....	42
<i>Maintaining Two-Way Radio</i> .....	Allan Lytel 44
<i>Cumulative Article Index, January 1959 through December 1959</i> .....	46
<i>"Tough Dog Corner"</i> .....	A. W. Coleman, R. F. Crocker 48
<i>Shop Hints</i> .....	A. J. Krukowski, J. J. Momeno 50
<i>Free Literature</i> .....	57

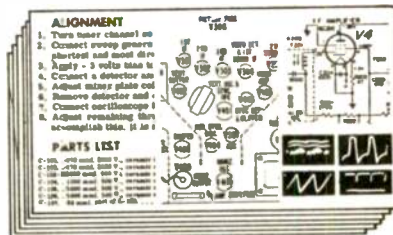
## DEPARTMENTS

<i>Editor's Memo</i> .....	4	<i>Calendar of Coming Events</i> .....	33
<i>Letters to the Editor</i> .....	9	<i>New Products</i> .....	52
<i>News of the Industry</i> .....	22	<i>Association News</i> .....	69
<i>Reps. and Dists.</i> .....	25	<i>Catalogs &amp; Bulletins</i> .....	72
<i>Audio Newsletter</i> .....	28	<i>New Books</i> .....	73

## CIRCUIT DIGESTS ..... 81

## IN THIS ISSUE

(16 pp. latest schematics—see last page)  
ADMIRAL: TV Chassis 15D1B  
CONTINENTAL: Transistor Portable Radio Models TR-182, TR-300  
HOFFMAN: TV Chassis 348,350  
MATHES: TV Models 7323, 9323  
MOTOROLA: Auto Radio, transistorized Model 04MA  
PACO: Stereo Preamp-amplifier, Model SA-40W



**DAVE GARROWAY**  
"Today"  
**NBC-TV**

**JOHN PAYNE**  
"Restless Gun"  
**ABC-TV**

**GALE STORM**  
"The Gale Storm Show"  
**ABC-TV**

**BOB CUMMINGS**  
"Love That Bob"  
**ABC-TV**



# "4 STARS" for the **CHANNEL MASTER<sup>®</sup> T-W**


"4 STARS" — recognized symbol for superb performance.

"4 STARS" — going all-out to help you sell more antennas.

Who doesn't recognize these top-rated TV stars? Their audience numbers millions. And hard-hitting commercials are telling these millions... over and over again... to replace their old, worn-out antennas with the powerful Channel Master T-W.

On network TV... in the top farm publications... in best-selling mass magazines... Channel Master is using the power of *all-out National Advertising* to help you do a bigger, MORE PROFITABLE, antenna installation business.

That's why it makes good sense for you to promote and install the Channel Master T-W... the one antenna that has never been equalled for brilliant performance and rugged construction.



**FULL  
NETWORK  
TV**

**3  
TOP  
FARM  
PUBLICATIONS**

**2  
BEST-SELLING  
GENERAL  
MAGAZINES**

**NEW  
DISPLAY  
POSTERS**

**FOUR TOP SHOWS**  
**2 MAJOR TV  
NETWORKS**  
**210 TV STATIONS**

**The Progressive Farmer**  
**Successful Farming**  
**Farm Journal**

**The Saturday  
Evening Post**  
**Coronet**



Available from your Channel Master distributor.

**CHANNEL MASTER works wonders in Sight and Sound**



# **CHANNEL MASTER** advertising works 'Round the Clock

...to make friends  
and customers  
for the full line of  
Channel Master products.

Aluminum and Steel Masting



2-set couplers



TV Wire



Insulators, mounts, and hardware



Transistor radios

Electron Tubes




Stereo turntable



Minstrel Speakers




Indoor and outdoor antennas



Automatic and compass rotators



AM/FM Tuner



High Fidelity Amplifiers

Get the  
profit story.  
Call your  
Channel Master  
distributor today.

**CHANNEL MASTER CORP** ELLENVILLE, N. Y.



# VOCALINE'S COMMAIRE ED-27 CLASS D CITIZENS BAND RADIO



Model ED-27  
**\$179.50**  
each

**1** *Sell Commaire*—Wherever people communicate on the move, (construction projects, delivery and service trucks, warehouses, sportsmen and others) you've got a customer! Sell the booming market of businessmen, farmers, professionals and private citizens. Commaire keeps work flow moving—controls all operations—returns its low cost with the time and money it saves.

**2** *Use Commaire In Your Business*—Dispatch and reroute your service truck from job to job—increase profits through increased "servicing hours."

**RATED THE TOP CLASS D RADIO!** *Most Selective and Sensitive Receiver*—Crystal controlled—double conversion superheterodyne. Sel.:  $\pm 5$  kc 6 db down. Sensitivity: 0.1 mv. PLUS twice audio output of any other Class D receiver—4.5 watts! *Silent-Aire Squelch U. S. Pat. 2,632,812*—A squelch that works; with noise suppression to assure complete silence in stand-by.  $\frac{1}{2}$  More Output—5 watts input, 3 watts output. *Transistorized power supply—superior audio circuitry!*

**send for complete literature:**

Vocaline Company of America, Inc.  
135 Coulter St., Old Saybrook, Conn.

Name \_\_\_\_\_  
Address \_\_\_\_\_  
City \_\_\_\_\_ Zone \_\_\_\_\_ State \_\_\_\_\_



**VOCALINE**  
COMPANY OF AMERICA, INC.  
OLD SAYBROOK, CONN.

... puts your entire business  
in the palm of your hand

## Editor's Memo



You've probably heard of "jumpology," one of the newest and most entertaining semi-sciences. Essentially it says that much can be told about a person's character by the way he jumps. There is much truth in this, based on the psychological concept of expressive movements. In other words, the way we go about doing something or expressing ourselves reflects what we are . . . which is just plain common sense.

Some photos published recently in *Life* showed that when politicians jump, they still look like they're addressing an audience (Nixon) or leading a rousing cheer (Stevenson). Some women (S. Loren, A. Hepburn) show their vivacity and abandon by jumping with arms and legs spread-eagled. Others (M. Miller, B. Bardot) keep their knees together while drawing their feet up behind them in little-girl fashion.

People who deal with the public don't get much of a chance to judge others by the way they jump. However, service technicians encounter a number of pet expressions by customers who say one thing, but mean something else. For example:

"It must be one of the little tubes."  
(*I hope the picture tube is OK.*)

"Mrs. Gallstone next door said you were capable and reasonable."  
(*You don't know what fantastic prices other TV men charge.*)

"Does it have to go to the shop?"  
(*Will you hold it for ransom?*)

"You guarantee your work, of course."  
(*I expect a one year warranty.*)

If you have some favorite interpretations of pet customer expressions, tell me about them. Readers of our letters column may be interested to see them.

Coming back to jumpology, I was reminded of the story of an ambitious young technical school graduate who approached the owner of the town's most successful electronic service business.

"What's the secret of your success?" he inquired.

"No secret," replied the shop owner. "You simply have to be alert for opportunities, and then jump at them."

"But how am I going to know when my opportunity comes along?" asked the young graduate.

"You won't," answered the owner. "You just have to keep jumping!"

*Al Foman*




put this poster



on your window . . . . so that

readers of  
this magazine  
will know  
you're featuring



**HARMONY**  
CBS ELECTRONICS

Portable Hi-Fi Stereo with Console Sound

**for Christmas**



REPLACEMENT OR REFUND OF MONEY  
**Guaranteed by**  
Good Housekeeping  
IF NOT AS ADVERTISED THEREIN

The December issue of Good Housekeeping magazine carries to your customers the exciting Christmas gift story of budget-priced Harmony stereo portables.

Never before a Christmas sales opportunity like this. The five decorator-styled, advance-engineered Harmony portables have been awarded the Good Housekeeping Guaranty Seal . . . respected by over 40,000,000 women buyers. These convenient portables with big console sound are all priced under \$100\* at retail. This means trustworthy quality and unbeatable value that anyone

can be proud to give . . . and an unprecedented Christmas sales opportunity for you.

**See your distributor now**

Place your order now. Order enough to avoid disappointing last minute Christmas shoppers. And order plenty of Harmony Line Folders, RPA-289, to leave on service calls. Get the Harmony Window Poster, RPA-299, and the Dealer Helps Booklet, RPA-290, and use them to start planning your profit-making Christmas promotion.

\*Slightly higher in West and South


**CBS ELECTRONICS**, Danvers, Massachusetts, U.S.A.

A Division of Columbia Broadcasting System, Inc.

RECEIVING, INDUSTRIAL AND PICTURE TUBES • TRANSISTORS AND DIODES • AUDIO COMPONENTS • PHONOGRAPHS

# CBS LABORATORIES

## LEADER IN RESEARCH AND DEVELOPMENT



Pioneered in the creation of a practical color television system  
 Put on the air the world's first color TV broadcast  
 Developed airborne, guidance and electronic countermeasure systems  
 Produced revolutionary color television microscope  
 Co-operated with CBS Electronics in engineering improved electron guns and screens for color TV  
 Designed closed-circuit color TV for medical use  
 Also a leader in acoustics, recording, solid state physics, semiconductor, vacuum tube and advanced electronic systems research and development

CBS Laboratories, Stamford, Conn.

# CBS ELECTRONICS

## LEADER IN TUBE QUALITY AND DEVELOPMENT

Producers of receiving tubes top-rated by leading radio and TV set makers  
 Manufactured first practical color picture tube, CBS-Colortron  
 Introduced first Bantam GT receiving tubes  
 Originated first Bantam Jr. subminiature tubes  
 Pioneered the first rectangular picture tube  
 Designed first receiving tubes rated for Continuous Television Service

CBS Electronics, Danvers, Mass.



## CBS DIVISIONS WORK TOGETHER FOR YOU...

The CBS family habit of being first helps guarantee you the quality of performance that only leadership can deliver. This leadership is your further assurance that:

- CBS tube quality cuts your call-backs.
- CBS tube quality insures your customers of dependable performance.
- CBS tube quality guarantees profits for you.

Ask for the leader with the top-rated name your customers know and trust. Ask first for CBS.



### CBS ELECTRONICS

Danvers, Massachusetts  
 Electronic manufacturing division of  
 Columbia Broadcasting System, Inc.

*Receiving, industrial and picture tubes • transistors and diodes • audio components • and phonographs*



# CARTRIDGE REPLACEMENT EASIER WITH



The CBS-Ronette line makes cartridge replacement easier through simplification. Only 27 replace over 500 models. And the popular CBS-Ronette is also the exact, sure-fire replacement for over 6,000,000 CBS-Ronette cartridges alone in the U. S. A. Ask your distributor for the easier-to-replace quality cartridge . . . CBS-Ronette.



## This 8-page Catalog Speeds Replacement

A photograph and exact-size silhouette for each cartridge provides quick identification of model number. Chart cross-references CBS-Ronette with 500 cartridges. Handy tables give pertinent technical data, illustrate and describe various bracket installations. Ask your distributor for this easy-to-use Catalog PF-285 along with your CBS-Ronette cartridges.

## **CBS** ELECTRONICS

DANVERS, MASSACHUSETTS, U. S. A.

A Division of Columbia Broadcasting System, Inc.

*Receiving, industrial and picture tubes  
transistors and diodes • audio components • and phonographs*



# HEAR PAGING Clearer... Easier

**SAVE MONEY, TOO!**



advanced engineering assures

**CLEARER COVERAGE with FEWER SPEAKERS**  
...improves efficiency...reduces listener fatigue

Every installation further proves the efficiency, utility, and economy of E-V sound projectors. Messages become easier to understand without listener fatigue. At the same time, you save cost by using fewer speakers for proper coverage of the listening area. Wherever paging is required, get the benefit of natural voice reproduction.

**Choose the Type Designed to Meet Your Paging Needs**

**WIDEST DISPERSION.** Exclusive CDP dual-diffraction design\* gives uniform, wide angle coverage at all frequencies... no dead spots, no hot spots. Exclusive E-V compound horn reduces compression distortion to as low as 2% at full power—thus assuring minimum listener fatigue at any sound level. High efficiency performance cuts the need for costly high power amplifiers.

**CONCENTRATED COVERAGE.** E-V newly designed reentrant projector provides highest intelligibility at lowest cost where sound must be concentrated. Handles twice the power of conventional speakers, for greater penetration.

**Model 847** 25-watt CDP. Has two coaxially-mounted horns working from opposite sides of a single diaphragm. Special edgewise-wound voice coil provides 18% greater efficiency. Wide-range response: 250-10,000 cps. Sound pressure level: 114 db. Dispersion: 60° x 120°. Imp.: 16 ohms. Indestructible fiberglass horn. Size: 11 3/4" x 7 3/4" x 10 1/4" deep. Net wt. 6 1/2 lbs.

List Price, \$46.33

**Model 847-45** CDP with 45-ohm voice coil for Intercom applications.

List Price, \$47.83

**Model 844** 30-watt Reentrant. Diecast aluminum horn, with removable driver, and universal mounting bracket. Designed for easy servicing with field-replaceable voice coil. Wide-range response: 250-10,000 cps. Dispersion: 90°. Sound pressure level: 120 db. Imp.: 8 ohms. Size: 9 1/4" diam. x 8 3/4" deep. Net wt. 5 lbs. 10 oz.

List Price, \$34.50

**Model 844-45** Reentrant with 45-ohm voice coil for intercom use.

List Price, \$36.00

(Sound pressure level measured at 4 ft. on axis from 500 to 1500 cps with full rated input.)

E-V sound projectors are extra-rugged for long-life service indoors or outdoors. They are weatherproof, blastproof, splashproof. Actual comparison on the job proves their superiority.

\*Design Patent 169,904

Write for Bulletin 258A to Dept. 129-T

No Finer  
Choice than

**Electro-Voice®**


**Other Popular Models in the Complete E-V Line**

For large area sound reinforcement: Model 848 30-watt CDP or Model 848LT 30-watt Long-Throw CDP, at \$75.00 list. For high-fidelity voice and music: the E-V Musicaster at \$80.00 list. Remember too, you get even better sound when you choose an E-V high-fidelity professional microphone from today's most complete line.

**ELECTRO-VOICE, INC. • BUCHANAN, MICHIGAN**



Model 847




Model 844



848 CDP

848LT CDP



Musicaster





# LETTERS

## To the Editor

### Licensing—Pro & Con

(Editor's Note: The following letters are representative of reader comments on the forum in the October issue of ET—"Should TV Servicing be Licensed?" Mr. Moch presented the pro view, Mr. Wolfson the con position. Reader responses favoring licensing far outnumbered those opposing it.)

Editor, ELECTRONIC TECHNICIAN:

A *Serviceman* is one who repairs power mowers, furnaces. He has a plumber's type tool chest, filled with grimy pipe wrenches, hammers, worn and bent screwdrivers. His dress is untidy, dirty shirt, crumpled work trousers. He frequently has offensive B.O. Mr. Wolfson is absolutely right, he needs no license; as a matter of fact, a license could mean disaster to his trade. A *Service Technician* is a trained specialist, and he looks like one. He is a businessman, puts on a clean shirt every morning and wears pressed dress pants. He knows his stuff, and with many expensive specialized instruments, is able to promptly restore to proper operating condition any home electronics device. He is proud of his profession. To protect it, and his customers, he is even willing to give up some of his freedoms to a regulatory set-up such as licensing. More often than not, he is an active member of a service association, promoting efforts to obtain licensing for his profession. After all, he feels, just where would the public and the respective professions be if doctors, lawyers, C.P.A.'s, etc. all could operate without a license, leaving the door wide open for every quack and crook? I am a *Technician*, proud to be one, and I want to be licensed.

Paul Boller

Springfield, Ohio

... We have had licensing in Detroit for the past three years and its aims of enhancing the prestige of the technicians have not materialized. Neither has the public benefited much because there can't be price regulations. I have yet to be asked to show my license, and I feel that the fee for it has been wasted money. This licensing act was pushed by a local television service association who, while publicizing concern for the public, was trying to freeze out the little independent men. The act they pushed through contained one large loophole which gave the public little protection. This was the permit system which allowed any number of men to work for a licensed technician without being examined and paying fees to the city. For instance, RCA Service Company, with about 75 men, has only three licenses. Of course, the

(Continued on page 12)

12% TO 15% LESS ATTENUATION!

## polyfoam

### RG-8/U TYPE CABLE

#### DESCRIPTION

AMPHENOL introduces a new polyfoam dielectric coaxial cable equivalent of RG-8/U but with a significant reduction in attenuation. Part number is 621-111.

#### ELECTRICAL AND MECHANICAL CHARACTERISTICS

Impedance—50 ohms  $\pm$  2 ohms  
Attenuation—4.0 db/100 feet nominal at 400 mc.  
Dielectric Strength—5000 V. RMS  
Corona—3000 V. RMS  
Capacity—26.0 mmf/ft. nominal  
Overall Diameter—.405"  $\pm$ .010"

#### FEATURES

From 12% to 15% less attenuation than standard RG-8/U.  
Lower capacity than solid dielectric 50 ohm cables.  
Used with standard UHF Series connectors.

#### AVAILABILITY

Contact your local  
Authorized AMPHENOL  
Distributor!

**AMPHENOL** distributor division

AMPHENOL-BORG ELECTRONICS CORPORATION  
Broadview, Illinois

# STEAM

YOUR WAY TO NEW MARKETS...

WITH

# JFD

...the *quality* line!...

the *performance* line!...

the *full* line!...

the *turnover* line!...

of TV and FM Antennas and Accessories that make you *thrive*—not just survive.

**JFD PAVES THE WAY TO SERVICE-DEALER PROFITS WITH . . .**

**ANTENNA LINES THAT MAKE THE MASS-MARKET YOUR MARKET!**




Outdoor or indoor, TV or FM, top, middle or low-end, JFD offers the industry's best construction and engineering advantages in *all* models, *all* prices.

Each developed to perfection in the JFD Research Laboratories by the same engineering team responsible for precision electronic components now serving in America's most advanced weapon and industrial systems.

## HI-FI HELIX COLORTENNAS

Five unique types with high-gain Satellite dipole and helix design—each geared to today's black and white, tomorrow's color requirements—in natural or eye-appealing gold anodized aluminum.



AX1111  
VX1111

**PERFORMANCE-PROVED VHF AND UHF TV ANTENNAS**—A complete line of over 100 antennas—from the VHF Banshee, Fireball and 5 and 10-element Yagis to the UHF Translator—a line that fills all customer reception needs and *your* profit needs.

**STRAIGHT AND TELESCOPING TUBING**—Whether it's JFD Hi-Carbon Steel or Hi-Tensile Strength Aluminum Straights . . . or Armo Hi-Carbon Steel Telescoping Tubing, you can't buy better.

**FM ANTENNAS**—JFD uncorks a profitable new service-dealer market with the all-new FM Stereo Cone antenna concept. Five gold anodized FM antenna kits make every TV set owner, every hi-fi owner a customer.

**SEE YOUR JFD DISTRIBUTOR NOW! GET YOUR FAIR SHARE OF TODAY'S 40 MILLION DOLLAR ANTENNA REPLACEMENT MARKET!**

**JFD ELECTRONICS CORPORATION**

6101 Sixteenth Avenue, Brooklyn 4, New York



# ROLL

FAT NEW PROFITS ...



# JFD

**EXPLODES NATION-WIDE TV ANTENNA SALES DRIVE THIS SEASON WITH HUGE ADVERTISING SPECTACULARS!**

**OPEN-THROTTLE ADVERTISING PRESELLS 20,000,000 PROSPECTS!**

**COAST-TO-COAST ABC-TV ADVERTISING ON THE ALCOA PRESENTS!**

**MONTH-IN MONTH-OUT SATURATION CAMPAIGNS IN**



**PROGRESSIVE FARMER**

**FARM JOURNAL**

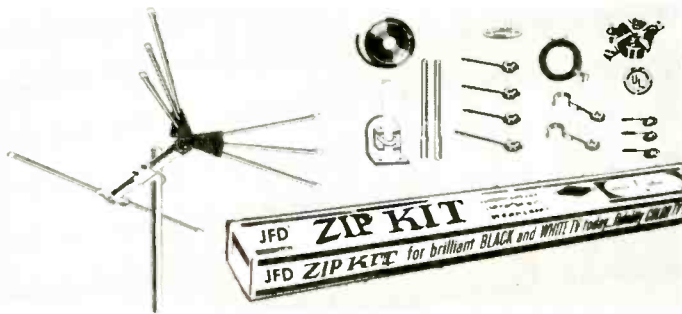
**LOOK**

**TV GUIDE**


**MAKING THE MASS MARKET JFD ANTENNA-CONSCIOUS!**

**LOCAL TIE-IN CO-OP ADVERTISING TO HELP YOU CONVERT ANTENNA REPLACEMENT LEADS INTO SALES.**

**NEWSPAPER MATS, RADIO-TV SPOTS, POP DISPLAYS THAT PUT MUSCLE INTO YOUR LOCAL SALES DRIVES.**




The most complete line of "DO-IT-YOURSELF" TV ANTENNA installations in a package - the sensational-selling ZIP-KIT! ... starting at \$10.75, list.



**EXACT REPLACEMENT TV ANTENNAS** - Thousands of service-dealers are earning quick, clean profits in "portable" and "toteable" TV antenna replacements by specifying the JFD brand - the perfect "factory-spec" match. Soon to be listed in Howard W. Sams Photofact Index. Another vital new service market.



**INDOOR TV ANTENNAS** - First in sales! First in performance! Today's longest and strongest indoor VHF or UHF antenna line! And with good reason. None other offers the styling ... the packaging ... the merchandising you get from JFD.



**SERVICE-SAVERS** - The TV accessory line with "heart." Fifty labor-saving, money-making units to choose from - the trade's largest assortment - assure picture-perfect performance every time. For a handy profit-plus standardize on JFD set couplers, antenna couplers, switches, wave traps and lightning arresters.

Pioneers in electronics since 1929

JFD International, 15 Moore Street, New York, New York • JFD Canada Ltd., 51 McCormack Street, Toronto, Ont., Canada

**THE BIG NEWS FOR 1960**

# SYLVANIA 23-INCH TV



• Viewing area 275 square inches. 23-inch picture tube measured diagonally.

Big 23-inch\* picture is the sensation of 1960 that *changes the face of television* . . . and Sylvania scoops the industry with the first complete line.

- Square corners of the 23-inch\* bonded shield picture tube pioneered by Sylvania presents more of the TV picture as the camera sees it. New squared shape is closer to the 3 x 4 ratio of the true TV camera raster.
- The 23-inch\* tube flattens the TV screen. "Bonded shield" face-panel eliminates the dust trap, cuts reflections in half, and improves brightness and contrast.
- ◆ New Super HaloLight® is bigger and better than ever. It's a Sylvania exclusive that adds eye comfort to eye appeal.

**SYLVANIA 23"\* TV OFFERS THE NEWEST AND FINEST FEATURES YOU CAN RECOMMEND**

## SYLVANIA

Subsidiary of  
GENERAL TELEPHONE & ELECTRONICS



(Continued from page 9)

licensee is responsible for all the permit men under him, but it has led to a condition where only a small minority of licensed men are entering people's homes. The do-it-yourself tube checkers are riding high. My opinion of licensing is that it is no panacea for ills that plague the servicing industry, as claimed by Mr. Frank Moch. There should be less battling among the associations so as to have a united front to handle our major problems, such as captive servicing.

Harry Goldman  
Harry's Television Service  
Detroit, Michigan

. . . It seems to me that Mr. Wolfson's objections to licensing follow the same old pattern. (1) It will fall into the hands of unscrupulous bureaucrats and we will therefore all become enslaved by it. (2) Those who are now cheating and hoodwinking the public will find ways and means of circumventing the law: "The fix and political clout comes into play for those who know their way around." His objections in the main do not deny the need for licensing, but for the most part dwell on his fears that it will not work. This is not a valid argument against licensing. So long as humanity exists, laws governing acceptable standards must be established and enforced. Licensing is needed to promote the ever growing need for greater and greater servicing knowledge. It is needed to encourage and protect the men who have a natural bent for this type of work. When high standards of performance are established and maintained, both the public and the worker reap benefits in equal proportion. Licensing is as natural for us as it is for any professional group. The most Mr. Wolfson and others of like mind can do is to delay the inevitable. They cannot stop it.

O. N. Timmons  
Timmons Television  
Campbell, California

. . . All should be glad now that this matter of TV Technician licensing has been brought out in the open by ELECTRONIC TECHNICIAN. Let's go. Let's get the job done! My background? Denver, without doubt the most disorganized, the most part-timer, the most cut-throat city in the United States, TV servicewise, is a shining example of conditions outlined by Frank Moch. Here we have Martin government radar schools, Ramo-Woolldridge, Bureau of Standards, Hamilton Watch, Sunstrand, etc., etc. with many of their employees going after this glamorous TV service business part-time. Parts jobbers come and go like the seasons. Many, many good men try the business a few years, throw up their hands and go to work for these technical man-hungry firms all around and in Denver where they find the income and griefless life they had thought of as TV technicians. The local BBB has called upon the FCC to

(Continued on page 14)



# DIFILM<sup>®</sup>



## BLACK BEAUTY<sup>®</sup> CAPACITORS BEAT HEAT AND HUMIDITY

New DIFILM Black Beauty Capacitors lead the way in tubulars! The operating temperature range of these new capacitors goes up to 105 C (221 F) *without voltage derating*. **Capacitance tolerance is held to  $\pm 10\%$ .**\*

- The new dual dielectric used in DIFILM Capacitors combines the proven long life of paper capacitors with the effective moisture resistance of polyester plastic film capacitors . . . to give you performance that can't be beat.
- Here's the kind of performance you can expect from DIFILM: very high insulation resistance, low power factor, moderate capacitance change with temperature,

excellent retrace under temperature cycling, and superior long-term stability . . . *all at regular prices!*

- This high performance is fully protected by HCX<sup>®</sup>, an exclusive Sprague hydrocarbon material which impregnates the windings, filling all voids and pinholes before it polymerizes. The result is a solid rock-hard capacitor section. These capacitors are further protected by an outer molding of humidity-resistant, non-flammable phenolic.

*For complete technical information on DIFILM Black Beauty Capacitors, write for Bulletin M-759 to Sprague Products Company, 65 Marshall St., North Adams, Mass.*

\*From .001  $\mu$ F up


The major capacitor improvements come from

# SPRAGUE<sup>®</sup>

*world's largest capacitor manufacturer*

SPRAGUE RESEARCH IS CONSTANTLY PRODUCING NEW AND BETTER CAPACITORS FOR YOU

# NEW!



## DYNAMIC® OUTPUT 658 TUBE TESTER BY JACKSON

*Makes More . . . and more accurate tests  
Than Any Service Tube Tester Ever Made!*

At last, here is a tube tester that will test practically every tube the average serviceman will ever encounter. Faster, more versatile, more accurate for more types, the new 658 is the ideal choice for service, laboratory, and engineering applications.

**DYNAMIC OUTPUT PRINCIPLE**—8 voltage positions for plate, screen and voltage regulators. Variable DC voltage, plus variable AC signal voltage is applied to control grid. The meter then reads only the AC component in the plate circuit. A much more valid test than mutual conductance, because it considers the entire output curve of the tube, not just a small portion.

**TESTS NEW 12-VOLT PLATE HYBRID TUBES**—Ampere current capacity for even high current space charge grid tubes. The 658 is the only tester made with this capability.

**TRUE RECTIFIER TESTS**—AC voltages are applied to diodes and rectifiers. Meter then reads plate current—the only valid test for rectifiers. Easily handles even high current rectifiers up to 250 ma.

**GRID LEAKAGE TESTS**—Highly sensitive grid leakage test indicated directly on special meter scale. Sensitivity of 15 megohms.

**TESTS "EYE" TUBES UNDER DYNAMIC CONDITIONS**—Eye can be opened and closed to determine accurately its operating limits.

**HEATER-CURRENT TESTS ON SERIES STRING TUBES**—Actual current is read directly on meter scale.

**HEATER CONTINUITY CHECK WITHOUT WARM-UP**—No wasted time if the heater is burned out.

**TESTS ALL VOLTAGE REGULATOR AND REFERENCE TUBES**—Actually indicates striking voltage and control voltage range.

### PLUS THESE AND MANY MORE FEATURES

Famous Jackson Push-Button Sequence Switching  
New Silicon-Rectifier Balanced double-bridge circuit  
Triple Shorts Sensitivity Tests to suit each tube  
231 Heater voltage combinations from 0.6 to 120 volts  
Fused line for overload protection. Panel mounted fuse

Famous Jackson Life-Line Test  
Grouped tube sockets for easy accessibility  
Complete data for testing more than 1,200 types  
Compact portable case—21" l. x 13 3/4" w. x 7" d.  
Sockets for 4, 5, 6, 10ktal, octal, miniature 7 and 9 pin tubes plus two for sub-miniatures

SEE IT AT YOUR DISTRIBUTORS OR WRITE TODAY FOR LITERATURE

**\$189.95**



THE JACKSON ELECTRICAL INSTRUMENT CO.  
16-18 S. Patterson Blvd., Dayton 2, Ohio  
In Canada: The Canadian Marconi Company

(Continued from page 12)

see if that agency won't do something about the ridiculous advertising permitted by radio and TV broadcast stations which stations, by the way, do not seem to give a hang how much their listeners are gypped. Wolfson's arguments against licensing are wholly specious and without substance. Time was when everyone abhorred licensing of any activity connected with serving the public, except for plumbers, barbers, etc., where the items of health and sanitation are involved. However, the technique of fleecing the public has been so highly developed in modern life that "public welfare" has demanded and got licensing of real estate men, accountants, teachers, lawyers, etc. Not only do TV technicians come under the matter of "public welfare" but also public health. Wolfson's own Chicago witnessed the death of a small boy not too long ago by a defective portable TV set. Wolfson also makes much of possible abuses under licensing. Would he advocate the delicensing of plumbers, electricians, etc.? Certainly not. It is necessary, not particularly as protection of the servicers as both Moch and Wolfson appear to deem the most important consideration, but to protect the public! Let's get off the theme of self protection so evident in Moch's and Wolfson's pieces and approach licensing from the public's standpoint.

John C. Pyle, Editor

TESA of Denver Magazine  
Denver, Colorado

... Licensing frightens people, because they think it means an FCC examination. Many good service men couldn't pass it. Any part-timer can pass an FCC examination, if he took a correspondence course. What we need is a good "Fair Trade" law to regulate rates and charges. Such laws exist for freight rates, some retail items are "Fair Traded" in California. When an American can't start from scratch with his hands, brains and time and build himself up as far as he can go, we might as well let Russia take over.



James R. Ball

Ball's TV Service  
Port Arthur, Texas

... I thought I would add my two cents to the licensing debate now going on. I have been doing part time service work on radios and TVs for about 10 years, servicing radios before TV came in. TV was very limited here until about 5 years ago when Channel 22 in Ft. Smith came on the air. Since I was the only person here in town who had much radio experience, except for another part time radio man, I started repairing sets for the two dealers who were trying to sell them. This worked fine for about 6 months when they started to service their own sets. They had the audacity to tell their customers if they bought a set from them, they would not charge them any service fee

(Continued on page 18)





**CLOSE-UP** of pitted area. The filament is so badly damaged that it soon will break, or bend to meet the plate, shorting out the tube.

**FILAMENT INTACT.** General Electric 5U4-GB filament, after life test inside its unribbed plate at 35% above rated tube voltage, shows no destructive effects from "hot spots"

**FILAMENT BADLY PITTED.** Ordinary 5U4-GB filament, after the same life test inside its ribbed plate, shows minor or heavy damage that has occurred opposite each rib.

## Smooth Plates of G-E 5U4-GB Protect Filaments!

**Service-Designed Tube is free from "hot spots" that damage filaments of less dependable 5U4-GB's with ribbed plates!**

Install the rectifier tube with the smooth, unribbed plates—General Electric's Service-Designed 5U4-GB! No raised metal lips to collect contaminants! These build up into ridges which serve as sources of back emission, causing "hot spots" that melt and eventually destroy the filaments of ordinary tubes (see photographs above, right).

Dependable from the moment you install them, Service-Designed 5U4-GB's mean fewer callbacks and less chance of a rectifier-tube short-circuit, with risk of transformer burnout—a costly possibility in many modern TV sets. See your G-E tube distributor! *Distributor Sales, Electronic Components Division, General Electric Company, Owensboro, Ky.*


*Progress Is Our Most Important Product*

**GENERAL  ELECTRIC**

2-111-239

*TV Technician JIM CARPENTER says...*

# “Service Is Our Only Business... That’s Why We Use Mallory



Jim Carpenter started his own business—Jim’s Radio & TV Service—in Springdale, Arkansas. Over a period of ten years it has grown from a one-man operation to a firm that employs six full-time men. Recently Jim moved to the new building shown above.

Concentrating on dependable service gave


Jim a reputation which allowed business to grow quickly. Jim and his men handle radio and television service throughout their trade area.

Jim is a Major in the active Army Reserve. He carries a commercial card and is branching out into commercial mobile work.



# Quality Parts"

"When a shop concentrates on service, it can't afford to take chances with customer satisfaction. So we depend on Mallory components. They're always consistent in quality. And I always feel 'safe' about a job when I've used Mallory components . . . there's no worry about costly, time-consuming callbacks. Mallory has been giving me the same quality



and dependability since I started in business . . . quality and dependability that I've come to take for granted."

When it comes to controls, for instance, hundreds of technicians like Jim choose low-noise, long-lasting Mallory Sta-Loc\* controls. In just 30 seconds their distributor can give them the exact replacement they need . . . of any

of over 30,000 combinations. No need to wait days for out-of-stock controls. What's more, Sta-Loc design lets you replace the line switch by itself, without unsoldering control connections.

Whatever your service needs, Mallory provides the widest selection of quality components at sensible prices. And every Mallory component is service-engineered to assure long, trouble-free life.

\*Trademark



*Put an end to callbacks  
with these quality  
Mallory products...*



**Gems**—5 rugged, moistureproof, Mallory "Gem" tubular capacitors in an easy-to-use dispenser that keeps your stock fresh and clean—easy to find—no more kinks in lead wires. They're your best bet for outstanding service in buffer, by-pass or coupling applications.




**RMC Discaps**®—are a product of the world's largest producer of ceramic disc capacitors. Long the original equipment standard, Mallory RMC Discaps are now available for replacement. They come in a handy 3" x 5" file card package . . . easy to stock, simple to use.

© Registered Trademark of Radio Materials Company, a P. R. Mallory & Co. Inc. Division.



**FP Electrolytics**—The Mallory FP—the original 85°C capacitor—now has improved shock-resistant construction and leakproof seal. Its etched cathode construction—standard in all FP's—assures hum-free performance. High ripple current ratings fit the toughest filter circuits.



**Silicon Rectifiers**—New Mallory design gives far longer life, lower forward voltage drop and reverse leakage current than conventional types . . . exceeds the requirements of military humidity tests. In convenient kits for replacement of selenium rectifiers in radio and TV.

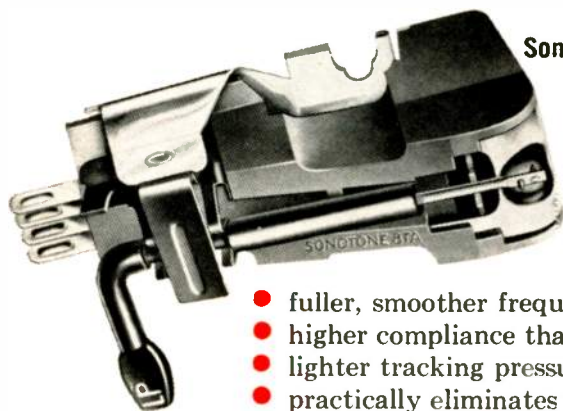


**TC Tubular Electrolytics**—provide the same high quality and performance characteristics that are found in all Mallory components. They are now available in the handy twin pack.

Now... from Sonotone—

# 4 Big Improvements

in the quality stereo cartridge



**Sonotone 8TA cartridge replaces 8T as industry standard**

The new Sonotone 8TA cartridge gives greater than ever stereo performance... has 4 big extras:

- fuller, smoother frequency response
- higher compliance than ever before
- lighter tracking pressure
- practically eliminates dust pile-up

**ONLY \$1450\***

**Sonotone 10T unitized stereo at lowest price ever**

New 10T cartridge sells at record low price of \$6.45.\* And it covers the complete high fidelity range. 10T's unitized construction makes it easiest to install, easiest to replace. Low price means more sales—more profits.



## SPECIFICATIONS

	8TA	10T
Frequency Response	Smooth 20 to 20,000 cycles. Flat to 15,000 with gradual rolloff beyond.	Flat from 20 to 15,000 cycles ± 2.5 db.
Channel Isolation	25 decibels	18 decibels
Compliance	3.0 x 10 <sup>-6</sup> cm/dyne	1.5 x 10 <sup>-6</sup> cm/dyne
Tracking Pressure	3-5 grams in professional arms 4-6 grams in changers	5-7 grams
Output Voltage	0.3 volt	0.5 volt
Cartridge Weight	7.5 grams	2.8 grams
Recommended Load	1-5 megohms	1-5 megohms
Stylus	Dual jewel tips, sapphire or diamond.	Dual jewel tips, sapphire or diamond.

\*including mounting brackets

Sonotone makes only 6 basic ceramic cartridge models... yet has sold over 9 million units... used in over 662 different phonograph models. For finest performance, replace worn needles with genuine Sonotone needles.

# Sonotone

CORP.

Electronic Applications Division, Dept. CT-129

ELMSFORD, NEW YORK



Leading makers of fine ceramic cartridges, speakers, tape heads, microphones, electronic tubes.  
In Canada, contact Atlas Radio Corp., Ltd., Toronto

(Continued from page 14)

for repairing the sets when it was only a tube that was out. Of course, they couldn't repair anything else, and half the time even replace a defective tube, and called me to do it. When I would charge a service charge, the owners would get very angry and say that the people who sold the sets said there would be no service charge for service calls. At the present time, we have the one dealer here, one other man doing almost full time work, myself, a part time repairman and one dealer who is still replacing tubes, all working on TV's. I have all the work I can do in part time and would still like to get into it full time, but with the situation of small service charges still prevailing here, I hate to give up my full time job which pays \$2.32½ per hour 40 hours a week, to go into full time operation. I am in favor of licensing so that anyone who services televisions has to have a well equipped shop and know what he is doing before he can start repairing electronic equipment. This would raise the prices paid for service to a point where small town men who are qualified could go into full time work. I don't think that licensing will protect the customer too much. There are rotten apples in every box, but it would help. It isn't a cure-all, but I am one part time man who wishes that Arkansas had a licensing law 6 or 7 years ago, I would now be in full time.

Don Lansche


Don Lansche Radio-TV  
Charleston, Arkansas

... Approximately 78 years ago, business began forming trade associations, the purpose being essentially the same as the TV service industry is doing. Businesses were on a comparatively small scale but when big business dawned, the inadequacy of these associations had to be realized. Free men can't be driven, regulations became urgently necessary. Licensing became necessary because of confusion, wasted energy, futile efforts and the restraint of trade laws. Efforts to maintain equity in competing businesses or to organize and operate on equal terms is unlawful, that it is illegal to do more than teach. These are some of the reasons why we have not had or cannot have universally accepted associations, regulations, etc., without licensing to provide teeth and a statute. Undeniable are the facts, associations have been necessary in our business economics and will continue. The consensus among associations from the beginning of radio servicing, in the middle '20's has been that some rules, regulations or code ethics, etc., were needed and could be set up by the service industry, that would enable them to legally handle the service business. This individual initiative, without licensing, has left the way open for failure and disaster.

Sam L. Winton, Jr.

Houston, Texas





*Now you can  
be sure he'll  
get his tuner  
sooner...*



## **IT'S THERE IN HOURS... AND COSTS YOU LESS!**

**24 HOUR SERVICE...7 DAYS A WEEK...  
HOLIDAYS TOO!**


Your packages go anywhere Greyhound goes... and Greyhound goes over a million miles a day! That means faster, more direct service to more areas, including many places not reached by other public transportation.

Packages get the same care as Greyhound passengers... riding on dependable Greyhound buses on their regular runs. And you can send C.O.D., Collect, Prepaid—or open a Charge Account.



Call your nearest Greyhound bus station or write to Greyhound, Dept. H12, 140 South Dearborn Street, Chicago 3, Illinois





*Helping you avoid  
complaints and call-backs —  
That's the job of BUSS Fuse Engineers. . .*

Essential to your building a profitable business is creating satisfied customers and avoiding service complaints.

Handling known, 'trouble-free' items helps you do this. In fuses, the brand you can handle with confidence is BUSS. To assure you of this, our engineers are:

(1) Testing in a sensitive electronic device every BUSS and FUSETRON Fuse made. Any fuse not properly calibrated and constructed and right

in all physical dimensions is automatically rejected.

(2) Maintaining a 44 year reputation for fuses that give maximum protection against damage due to electrical faults — and maximum protection against wasteful shutdowns caused by fuses blowing needlessly.

(3) Providing a complete line of BUSS and FUSETRON Fuses of all sizes and types . . . plus a companion line of fuse clips, blocks and holders to

meet all electrical protection problems.

It's easy to see that when you standardize on BUSS fuses — you are protected against faulty fuses causing you trouble, you are handling the brand of fuses your customers know and trust, — and you are simplifying your stock handling and record keeping problems by using one source for all your fuse needs.

BUSSMANN MFG. DIVISION,  
McGraw-Edison Co.  
University at Jefferson, St. Louis 7, Mo.

1259

*BUSS fuses are made to protect - not to blow, needlessly.*

*BUSS makes a complete line of fuses for home, farm, commercial, electronic, electrical, automotive and industrial use.*





# THIS SHOP IS MAKING MONEY



## with **CLAROSTAT** RTV controls

Radio and television repair shops in all parts of the country are increasing their profits with Clarostat RTV controls—the controls that are *right* for the job, *right* from the carton.

RTV controls are manufactured as matched replacements under rigid quality control standards at the factory. Clarostat offers the direct replacement for practically every radio and TV set control ever produced. RTV controls can save you many hours per man per week, raising your output and multiplying your profits.


**Always ask for CLAROSTAT!**



GET THE COMPLETE DETAILS ON RTV CONTROLS FROM YOUR DISTRIBUTOR

**CLAROSTAT MFG. CO., INC.**  
DOVER, NEW HAMPSHIRE

In Canada: CANADIAN MARCONI CO., LTD., Toronto 17, Ont.





## News of the Industry

**ADMIRAL CORP.** conducted color TV service schools in 72 cities during the past two months; in addition, the company's field engineers held dealer service clinics in 26 locations throughout the country.

**BECKMAN INSTRUMENTS** appoints **GEORGE S. GRAMLICH** to the Corporate Advertising Dept. to be responsible for coordinating operations of the company's corporate and division advertising operations.

**CENTRALAB** Distributor Sales Div. has been joined by **RONALD AMANN** as an account supervisor to provide increased technical service to distributor customers.

**RAYTHEON** Storage Tube Dept. has been transferred to the company's Industrial Tube Div. The new 60,000 sq. ft. building located in Westwood, Mass. is now in use by employees of the Distributor Products Div.

**SUPREME ELECTRONICS**, subsidiary of **HICKOK ELECTRICAL INSTRUMENT**, has broken ground for a 25,000 sq.ft. addition to their plant in Greenwood, Miss. Production space will be increased to 47,000 sq.ft.

**WELLER ELECTRIC** is currently promoting their tools for Christmas giving and will supply sales aids to help dealers tie-in with their advertising campaign.

**CHANNEL MASTER** will use network television, featuring four TV and motion picture stars, to spearhead their new national advertising campaign for T-W antennas. In addition, two national magazine campaigns will be launched.

**HUGHES AIRCRAFT** Semiconductor Div. has opened four new regional sales offices with the following regional mgrs.: **DANIEL J. LINHART**, Orlando, Fla.; **WILLIAM BALFOUR**, San Diego, Cal.; **JACK W. WOODRUFF**, Englewood, Col.; and **EDWARD A. HUNTER**, Silver Spring, Md.

**HOFFMAN ELECTRONICS** Semiconductor Div. announced plans to develop and market a line of silicon transistors. **WOLFGANG G. PRENOSIL** was appointed to the new post of Director, Transistor Marketing. The Consumer Products Div. has appointed **CARROLL R. MINER** Chief Engineer.

**MOTOROLA** Semiconductor Products Div. has named **DONALD G. PATERSON**, **G. EDWARD PAVLIK** and **H. BRUCE WEST** to positions as Product Marketers. Price reductions ranging from more than one-third up to 50% on the company's complete line of 25-amp high current switching power transistors have been announced.

**DORCA (DOOR OPERATOR & REMOTE CONTROL ASSOC.)** has been formed to aim for better industry standards, according to **GEORGE GEMBERLING**, spokesman for the group. Membership is restricted to prime manufacturers of garage door operators and/or operator remote controls. Headquarters of the new trade group are at 110 N. Wacker Dr., Chicago, Ill. Elected officers are: Pres., **HOWARD A. NUSBAUM**; Vice Pres., **CHARLES G. ENGELHARDT**; Exec. Secy. & Treas., **GEORGE M. SCHLOSSER**; Asst. Secy. & Treas., **ROBERT D. BARNES**.

**GENERAL ELECTRIC** Receiving Tube Dept. opened nominations for the 1959 Edison Radio Amateur Award, given to the amateur radio operator who performs the most outstanding public service during the year. Deadline for nominations is Jan. 4, 1960 and they may include persons in Alaska and Hawaii. Nominations may be submitted by anyone familiar with a public service performed by a licensed U.S. radio amateur and should be addressed to the secretary of the Edison Radio Amateur Award committee, General Electric Co., Owensboro, Ky. A "Guide to Preparing Nominations" is available from that committee.

(Continued on page 24)

### Transistor Radio Servicing CAN be Highly Profitable



The ONLY Complete Transistor Radio Service Lab  
Everything you need for less than \$50

#### Check Transistors, Diodes, Rectifiers . . .



#### SENCORE TRC4 TRANSISTOR CHECKER

Accurately checks all transistors in hearing aids, radios and power transistors in auto radios. Tests for opens, shorts, leakage, current gain. Measures forward-reverse current ratio on all crystal diodes. Measures forward and reverse currents on selenium rectifiers. With set-up chart for accurate checking of each transistor. Size, 5x4½x2½". With batteries. DEALER NET..... 17<sup>95</sup>



#### Replace Batteries During Repair . . .



#### SENCORE PS103 BATTERY ELIMINATOR

All-new "Transi-Pak," twin to TRC4 Checker above. Provides variable DC voltage to 24 volts; 1.5-volt biasing tap (a "must" for servicing Philco and Sylvania radios). Metered current output, to 100 ma. Handles 200-ma peaks. Two 200-mfd electrolytics provide proper filtering and low output impedance. No hum or feedback problems. Ideal for alignment using station signal; adjust IF slugs for max. current, also ideal for charging nickel-cadmium batteries. Size, 5x4½x2½". DEALER NET..... 17<sup>95</sup>



#### Find Defective Stage in a Minute . . .



#### SENCORE HG104 HARMONIC GENERATOR

New signal generator designed primarily for fast signal-tracing of transistor radio circuits. No need to unsolder all transistors. Provides RF, IF and audio signals *simultaneously*, drastically cutting service time. Traces from speaker to antenna. Clear 1000 cycle note signal is heard in speaker from all good stages. Signal weakens or stops at defective stage. Equally as effective for testing TV, hi-fi and other audio circuits also. Size, 3½x4½x1¾". With batteries. DEALER NET..... 9<sup>95</sup>



Turn page for other

**SENCORE**

Time Savers

See your Parts  
Distributor  
NOW!

**SENCORE**

ADDISON 2, ILLINOIS



**Hold that line  
against callbacks**



Just one callback throws your profits for a loss on the next three service calls. But you can tackle any service job and make big gains in profit territory, when you back your line with Tung-Sol Blue Chip quality. Made to industry's top standards, Tung-Sol tubes are best for every replacement — radio, tv or hi-fi. Tung-Sol Electric Inc., Newark 4, N. J.

*Tell your jobber you'd rather have*

**ts TUNG-SOL<sup>®</sup>**

*Blue Chip Quality*

**TUBES • TRANSISTORS • DIODES**

(Continued from page 22)

**HEWLETT-PACKARD's** board of directors has elected **ERNEST C. ARBUCKLE** to the board.

**ROHN MFG.** general offices, Peoria, Ill., remain at the main manufacturing plant but have moved to a new and modernized location therein to provide greater office space.

**INTERNATIONAL RECTIFIER** appointed **RONALD HENDERSON** as Mgr. of the Market Research Dept., and **JAMES HUTCHISON** was named as Asst. Sales Mgr., Distributor Div.

**THE INDUSTRIAL TEST EQUIPMENT CO.** appointed **THE JAY COMPANY** to represent its Phazor and Iteco product lines of electronic test equipment.

**STROMBERG-CARLSON** has begun full-scale production of custom auto radios for 1960 cars, featuring 35 different models in both manual and push-button.

**TEXAS INSTRUMENTS** will deny any charges that it has infringed Woodyard Patent No. 2,530,110 in an answer to be filed in the U.S. District Court for the Northern Dist. of Tex. to a suit brought by the **SPERRY RAND CORP.**

**SPECTROL ELECTRONIC CORP.** reports that **STACK INDUSTRIAL ELECTRONICS, INC.** has been appointed distributor for the E. N.Y. state area.

**ALLEN B. DU MONT LABS.** has purchased the two-way mobile radio business of **AVIA PRODUCTS CO.**, Los Angeles, Calif.

**DELCO RADIO DIV.** announced plans for the construction of a 125,000 sq.ft. engineering building in Kokomo, Ind.

**THOMAS ELECTRONICS** appointed **JESS E. DINES** to the new position of Sales Mgr., Industrial & Military Tube Div.

**BENDIX AVIATION CORP.** Industrial Controls Section has named **GLEN O. CORBETT** as Southwestern Field Service Mgr.

**GLOBE-UNION** reports the appointment of **WILLIAM T. WARRENDER** to Vice Pres. in charge of administration for the Battery Div.

**INSTRUMENT DEVELOPMENT LABS.** announces the appointment of **EDWARD T. CONNOR** as Mgr. of New Product Planning.

**LORAL ELECTRONICS** has opened West Coast sales and engineering headquarters at 12791 Newport Ave., Tustin, Calif.

**CONLEY ELECTRONICS CORP.** is a new corporation organized for the development and merchandising of electronic products for the consumer, industrial and military markets with the following three divisions: **WATERS CONLEY CO., INC.**, Rochester, Minn.; **FIDELIVOX DIV.**, Skokie, Ill.; and **FIDELIPAC DIV.**, Toledo, O.

**RADIO CORP.** has appointed **MORT GAFFIN** as Mgr., Special Advertising & Sales Promotion Programs. **RCA SERVICE CO.** has realigned their operations into two major depts., Commercial Services and Government Services, with the following appointments: **G. W. PFISTER**, Vice Pres., Commercial Services; **A. L. CONRAD**, reappointed Vice Pres., Government Services; **JESSE LIPPINCOTT, JR.**, Mgr., Personnel for the company. Operating under Commercial Services will be a new department, the Electronic Data Processing Services, established to handle installation and servicing of RCA's new "501" electronic data processing equipment. Administrative posts in the new department are as follows: **JOSEPH E. STEOGER**, Mgr., Field Operations; **BRADFORD K. GESNER**, Mgr., Administrations; **JOHN J. LAWLER**, Mgr., Engineering; **BRUCE AARONT**, Mgr., Field Support Engineering; **A. LEE CHRISTEN**, Field Mgr., EDP Services.

(Continued on page 26)

**Servicemen! SAVE TIME...SUBSTITUTE THE SENCORE WAY**  
**The Fastest, Surest Method Known!**

**Substitute for Capacitors, Resistors**  
**SENCORE H-36—THE "HANDY 36"**  
 36 most-often-needed resistors and capacitors, for fast, easy, direct substitution in all circuits. • Eliminates searching for replacement components for test purposes. • Avoids unnecessary unsoldering and soldering—no more solder mess. • Pays for itself the first month in time saved. • Flick of a switch instantly selects any one of...  
 24 RESISTORS from 10 ohms to 5.6 megohms  
 10 CAPACITORS from 100 mmfd to .5 mfd  
 2 ELECTROLYTICS, 10 mfd and 40 mfd  
 DEALER NET..... **1275**

**Substitute for Electrolytic Capacitors**  
**SENCORE ES102 ELECTRO-SUB**  
 Usable from 2 to 450 volts, D.C.  
 Contains 10 electrolytics from 4 to 350 mfd. Select the correct value with the flick of a switch. Features automatic discharge, surge protector circuit. Prevents accidental "healing" of capacitor being bridged. Completely safe—no arc or spark when connecting or disconnecting. DEALER NET..... **1595**

**Substitute for Fuse Resistors During Repair**  
**SENCORE FS3 "FUSE-SAFE" CIRCUIT TESTER**  
 Instantly tells you whether or not it is safe to replace fuse resistors, fuses, or circuit breakers. Separate red and green scale for each commercially available fuse resistor used in radio and TV. Eliminates guesswork and wasted time. Also handy for wattage checks up to 1100 watts. DEALER NET..... **895**

**Substitute for Bias Batteries During Repair**  
**SENCORE BE3 "ALIGN-O-PAK"**  
 Completely isolated DC supply, with less than 0.1% ripple. Eliminates messy batteries in TV service work. Handy for alignment, AGC trouble-shooting, or checking gated sync circuits. Just dial the voltage you need, 0-18 volts, positive or negative. Covers all voltages recommended by TV set manufacturers. Size, 3½x4½x1¼". For 110-120 volts, 60 cycle AC. DEALER NET..... **785**

**UNIVERSAL TV JUMPER CORD**  
 Fits any set from back to chassis. Box has male and female plugs for additional power source, soldering, etc. DEALER NET **195**

Turn page for other  
**SENCORE**  
 Time Savers

See your Parts Distributor Now!  
**SENCORE**  
 ADDISON 2, ILLINOIS



## Reps & Distributors

**EICO** has named **J. K. ROSE & CO.** as sales rep in Ill. and Wis.

**WARD PRODUCTS CO.** has appointed **MARTY BETTAN SALES** as sales rep.

**PYRAMID ELECTRIC** announced the appointment of **KEN STEINKE SALES** as rep for their line of capacitors and silicon rectifiers in Wis.

**ADMIRAL** has appointed **DEALER APPLIANCES, INC.** as distributor to handle sales and servicing of all the company's products in the Va. territory.

**ENTRON** reports the appointment of **NELSON E. THOMAS & ASSOC.** as Southern rep for the company, to handle the new Master Television Antenna System equipment.

**CHEMTRONICS** has added the Southeast rep firm of **STANLEY K. WALLACE**, covering the territory of Ala., Fla., Ga., Miss., N. & S. Carolina and Tenn.

**TRIAD TRANSFORMER** reports the appointment of **BOB NELSON**, Mt. Vernon, N.Y. as rep for the upper N.Y. State area, to handle sales of OEM or manufacturers type items.

**CLEAR BEAM** announces the appointment of the following two rep firms: **ROBERT W. PETERS CO.**, O., W.Va., and Eastern Pa.; and **FELLEISEN ASSOC.**, Ill., Wis., Minn., N. Dak. and S. Dak.

**SOLA ELECTRIC** has appointed **MC DOWELL-REDLINGSHAFFER SALES CO.** to handle their complete line of constant voltage transformers and regulated dc power supplies in Mo., Kan., Ia., Neb., and Quincy, Ill.

**ELECTRONIC REPS. ASSOC.** First National Convention will be held Feb. 11-13 in the Drake Hotel, Chicago, Ill. It will also mark the 25th anniversary of the founding of ERA. A 16-pg. brochure entitled "The Electronics Market and the Manufacturers Representative" has been printed and is available without charge to interested manufacturers. The consulting firm of **JOHNSON & HIGGINS** was awarded the responsibility for design of a Retirement Income Plan for ERA member firms. The Executive Committee proposed the establishment of a joint Manufacturer-Representative Council to study problem areas in manufacturer-rep relationships and make recommendations toward solutions. This proposal was an outcome of the workshop on Communications held during the NEC Show.

**HOFFMAN** appointed **PAT FLANIGAN SERVICE & SUPPLY CO.** as Indiana distributor of consumer products.

**SPERRY PRODUCTS** named the rep firm of **INDUSTRIAL X-RAY ENGINEERS** to handle the fully ultrasonic line in the Pacific Northwest, including Ore., Wash., Ida., and W. Mont.

**SIMPSON ELECTRIC** held a four-day conference for their sales rep principals in Sept. at Lac du Flambeau, Wis. Honored at the meeting were **RAY SIMPSON**, founder of the company, and **JOHN FORSHAY**, a Simpson factory rep for over 20 years.

**U. S. TRANSISTOR** has announced appointment of sales reps in a number of U.S. cities as follows: **WILLIAM B. SEATON ASSOC.**, N.Y.C.; **FRED WAMBLE SALES CO.**, Montgomery, Ala.; **BURT ANDERSON & ASSOC.**, Chicago, Ill.; **J. W. MARSH CO.**, Los Angeles, Calif.; **FREDERICK L. OHMER**, Dayton, O.; **C. E. SNOW CO.**, Philadelphia, Pa.; **CIROLIA LEBLANC SALES CORP.**, Waltham, Mass.; **WALTER J. BRAUER & ASSOC.**, Cleveland, O.; **JOHN W. RICHARDT CO.**, Pine Brook, N.J.; **F. C. SOMERS & CO.**, Kansas City, Mo.; **HARRY ESTERSON**, Philadelphia, Pa.; and **OLIVER C. WOLF**, Onendaga, N.Y.



**IT WIFES IN!** To directly replace axial lead types.

**IT CLIPS IN!** Ten-second conversion permits plug-in to existing clip-type sockets. Kit contains all parts.

**IT STAYS IN!** Because it's hermetically sealed, operates to 100°C, and supplies full-rated power under normal convection cooling with no heat sink.

**IT CASHES IN!** Because it's fast to install, reduces rectifier stock, cuts call-backs, costs no more.

# INTERNATIONAL RECTIFIER

**SD-500 KIT** — The silicon radio-TV rectifier kit that replaces a drawerful!

**INTERNATIONAL RECTIFIER CORPORATION**

Distributor Sales Division: El Segundo, Calif.



(Continued from page 24)

# Check TUBES, VIBRATORS THE SENCORE WAY

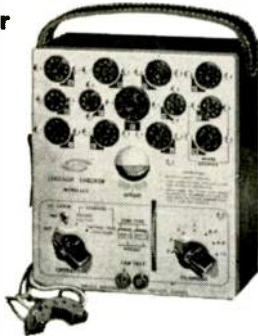


**America's Most Popular Tube Tester**  
more than 25,000 now in use

## SENCORE LC3 LEAKAGE CHECKER

Whips those "tough dog" tube troubles . . .

Ask any serviceman who owns one . . . or try one for just one day of servicing in your shop. You'll see for yourself how much time the LC3 can save you. Checks for leakage between all elements, whether caused by gas, grid emission or foreign particles. Also checks leakage on all capacitors with voltage applied—including electrolytics. Provides instant filament checks in "Fil-Check" position—no need for a second filament checker. One spare pre-heating socket and new roll chart prevent obsolescence. New charts provided—no charge. Leakage sensitivity; 100 megohms, control grid to all other elements; 50,000 ohms, heater to cathode. Size, 7x6x3½". Wt., 3 lbs. For 110-120 volts, 60 cycle AC. DEALER NET **28<sup>95</sup>**



**NOW . . . checks 172 tube types—more than any other checker of this type.**

**NEW . . . replaceable Roll Chart prevents obsolescence.**

**Check Filaments of All Receiving Tubes and Picture Tubes**



## FC4 FILAMENT CHECKER

For fast, easy checking of all tube filaments, without pulling chassis. Neon light goes out if tube filament is good. Also acts as continuity and voltage tester. Neon lamp glows when 115 v. AC is applied by cheater cord, providing a check on power to TV set. Size, 3½x4x1". **2<sup>95</sup>** With leads. DEALER NET.....

**Check 3- and 4-Prong Vibrators . . . Faster, Easier**



## VB2 "VIBRA-DAPTOR"

Plugs into any tube checker; ideal for use with LC3 above. To check 6-v. vibrators, set for 6AX4 or 6SN7; for 12-v. vibrators, set for 12AX4 or 12SN7. Two No. 51 lamps indicate whether vibrator needs replacing. Instructions on front panel. Steel case. Size, 1½x1½x3". **2<sup>75</sup>** DEALER NET.....

See your Parts Distributor NOW!

Turn page for other



# SENCORE

ADDISON 2, ILLINOIS

It's Easy to Install This

## CITIZENS BAND 27 MC ANTENNA

DESIGN permits rapid mounting similar to that used for TV antennas—on 1½" mastings, tubing, chimney mounts, sidewall brackets, etc.

PROVEN PERFORMANCE: Full half-wave coaxial type widely used in communications. Maximum performance by resonating to operating frequency. Eliminates uncertainty of flexible wire ground plane systems. And requires no loading coils!

FINEST CONSTRUCTION: All aluminum seamless tubing, with weather-proof UHF coaxial connector. Aluminum casting main support. Weighs only 2 lbs., 14 oz. Overall height a full 17' 6".

**MODEL CO-27 ★ PRICE ONLY \$14.95**

Free literature from  
**HI-PAR PRODUCTS CO.**  
FITCHBURG, MASS.



VOCALINE reports the appointment of DONALD G. FERTMAN as Sales Coordinator.

PACKARD BELL COMPUTER CORP. has appointed THEODORE J. SMITH as Sales Mgr.

TELEMETER MAGNETICS has named R. DAVID MINER as Sales Mgr. of the Components Div.

TRU-OHM announces that the firm has employed the services of TOM WRIGHT as Chief Engineer.

P. R. MALLORY Distributor Div. broke ground for a 12,000 sq.ft. addition to the warehouse in Indianapolis, Ind.

PYRAMID ELECTRIC reports the appointment of RAY LANE to the position of Dir. of Research & Engineering.

TACO is now equipped with an antenna test range extending more than 3000' between receiver and transmitter location.

INTERNATIONAL RESISTANCE Distributor Div. reports the appointment of REED WALDRON to Sales Promotion Mgr.

TECHNOLOGY INSTRUMENT announces the following two appointments: IVAN DORNBUSH, Gen. Mgr. and A. C. TRIBE, Gen. Sales Mgr.

PHILCO announced the appointment of WILLIAM BALDERSTON, JR. to the newly created post of asst. to ROBERT J. THEIS, merchandise mgr.-TV.

RAYTHEON's Industrial Market Master Program consolidates into one continuing program all the elements required by a distributor's salesman to sell electronic components to industrial markets. JOHN A. HICKEY, industrial products manager, states this is the first such educational undertaking by an electronic components manufacturer to aid distributor salesmen in correlating all available technical and sales information into a non-technical format.

TRIAD TRANSFORMER CORP. is breaking ground in Venice, Calif. for a 4,000 sq. ft. building to house its growing jobber sales offices.

SENCORE awarded serviceman HARRY TOROSSIAN, Dearborn, Mich., a complete Sencore Transistor Radio Service Lab as purchaser of the one millionth unit produced by the company.

JERROLD ELECTRONICS has entered into an agreement with INTERNATIONAL TELEMETER CO., a div. of PARAMOUNT PICTURES CORP., relating to the manufacture of distribution equipment and installation of distribution systems for Telemeter closed-circuit pay-as-you-see TV. Arrangements have also been made for continued joint engineering development in the field.




**now...**


**make your customers happy**



**...make more money!**



# with NEW G-C EXACT TV REPLACEMENT KNOBS



- 97 KNOBS TO CHOOSE FROM
- COVERS ALL 8 POPULAR TV MAKES
- REPLACEMENTS FOR ON-OFF, VOLUME, FINE TUNING, CHANNEL SELECTOR
- MODERN SKIN-PACK—PRICE-MARKED FOR YOUR TRADE

Whenever you run across a broken or missing knob on your TV service calls, you can supply an exact replacement that makes your customer happy, gives you extra money on that call. Your nearby G-C jobber is now showing the complete G-C TV Knob line . . . with each knob skin-packed, clearly identified, and marked with list price for the set owner's information. It's another great service for you from G-C and your G-C jobber.

WRITE today for your free G-C Catalog . . . other literature too.



## G-C ELECTRONICS CO.

Division of Textron Inc.

West Plant: Los Angeles 18, California

Main Plant: ROCKFORD, ILLINOIS, U. S. A.

# Audio NEWS LETTER

HARTLEY announces the Holton Junior speaker system @ \$205 in lacquer. It contains the 220 speaker and a 30" x 15" x 12" enclosure. Also, the opening of an L.A. branch office with Piers H. Powell as Western Sales Vice-Pres.

ELECTRO-VOICE appoints Don Kirkendall asst. manager of advertising.

HEATH announces the US-3 utility speaker rated at 15 watts. It is a coaxial type with 12" woofer and 3" tweeter.

SARKES TARZIAN names Tom Brown, ex-Oxford Electric VP, as Sales Manager for its newly formed Magnetic Tape Div. Production should start shortly.

HARMAN-KARDON appoints Leon Kuby sales manager of the new Citation Kit div.

SONOTONE appoints Ray Ripley, Minneapolis, as OEM and distributor rep.

JENSEN INDUSTRIES publishes 16-page cartridge catalog and stock record.

OXFORD COMPONENTS names Carl L. Sundberg as distributor sales manager.

ROBINS INDUSTRIES publishes a 4-page consumer catalog listing over 150 accessories.


DYNACO introduces the Stereodyne II cartridge made by Bang and Olufsen of Denmark. It features 4-coil structure with moving iron member.

AUDIO DEVICES new "High Spirits" promotional tape is available in three recordings: 2-track stereo, 4-track stereo and dual-track mono. All are at 7-1/2 ips.

CHEMTRONICS new tape recorder cleaner is said to effectively clean tape heads, pressure rollers and capstans without staining or marring plastic parts. Two oz. bottle is \$1.49.

CBS announces a "breathing" Rochelle salt crystal cartridge for its CBS-Ronette line. Moisture cannot be trapped, so no impregnation is said to be needed.

NEW YORK HIGH FIDELITY MUSIC SHOW attendance this year was 46,000, a drop of some 6000 from the 1958 high, despite a strong promotion program boosting the show. Maybe the rain and humidity was the trouble. Or the World Series. Or perhaps the Trade Show Building is no longer suitable. Or any of a dozen second-guessed reasons. Though satisfaction with the serious interest of attendees is reported, some exhibitors are displeased with the turnout.



The missing link in TV service ...

## SENCORE SS105 SWEEP CIRCUIT TROUBLE SHOOTER

**IT'S A ... UNIVERSAL HORIZONTAL OSCILLATOR.** For direct substitution. No wires to disconnect in most cases. Traces trouble right down to the defective component. Variable output from 0-200 volts, peak-to-peak.

**HORIZONTAL OUTPUT CATHODE CURRENT CHECKER.** A proven method that quickly checks the condition of the horizontal output tube and associated components. Adaptor socket prevents breaking wires. Easily replaceable Roll Chart gives all necessary pin, current and voltage data.

**UNIVERSAL DEFLECTION YOKE.** A new, simple way to determine yoke failure accurately—without removing yoke from picture tube. Merely disconnect one yoke lead and substitute. If high voltage (also bright vertical line) is restored, TV yoke is defective.

**DYNAMIC FLYBACK TRANSFORMER CHECKER.** Merely flip switch to "Flyback Check" and meter will indicate condition of flyback transformer, in degrees of horizontal deflection. Extremely sensitive and accurate; even shows up one shorted turn on flyback.

**VOLTMETER.** For testing bootstrap, screen and other voltages. Direct-reading voltmeter, 0-1000 volts.

**UNIVERSAL VERTICAL OSCILLATOR.** Checks oscillator, output transformer and yoke. Merely touch lead to component and check picture on screen.

Size, 7x6x3 1/2". Wt. 4 lbs.  
For 110-120 volts, 60 cycle AC.

DEALER NET 39<sup>50</sup>



HORIZ. OSC.	VERT. OSC.
HORIZ. OP. STAGE	VERT. OP. STAGE
HORIZ. FLYBACK XFORMER	VERT. OP. XFORMER
HORIZ. DEFLEC. YOKE	VERT. DEFLEC. YOKE

See Your Parts Distributor NOW!

# SENCORE

ADDISON 2, ILLINOIS



PRECISION ELECTRONICS appoints Herb Solmsen as Grommes sales rep for Northern California and Reno, Nevada.


LAFAYETTE introduces the KT-236 stereo amplifier kit @ \$52.50. Ratings are 18 watts/channel, 15-30,000 cps  $\pm$  1 db, 0.3% IM at normal listening level.

AMPEX introduces the Model 403 stereo audio control unit @ \$159.50. Features pushbutton function and selector controls, frequency response 20-20,000 cps  $\pm$  2 db, cathode followers.

ALLIED RADIO releases the Knight 520 stereo amplifier, 10 watts/channel, 40-15,000 cps, distortion 1.5%, hum & noise -52 db. Price is \$62.50. Also the Knight 500 stereo magnetic cartridge @ \$16.85. The 4-coil moving magnet design has compliance rating of 4.

H. H. SCOTT publishes "How To Use Stereo Components In Your Decorating Plans" booklet. Includes room plans, decorating ideas and suggested furniture conversions to accommodate components. Also announced is the improved FM tuner 310C, with IHFM sensitivity of 2  $\mu$ v. Unit incorporates new knob and dial assembly.

TELEVISION DIGEST reports discordant sounds from the package stereo market. Of 8 manufacturers interviewed, sales for 4 were lagging far behind pre-season estimates, 2 were hewing to schedule, 2 were ahead. Of 4.1 million phonos sold last year at \$402 million retail, 3.4 million were priced \$75 and up for a total of \$334 million. Expected sales for 1959 are 4.8 million units at \$500 million retail, including 3.1 million \$75-up units at \$350 million. Trends indicate near-extinction of 2-piece stereo units. Confusion in dealer and consumer minds is attributed to the introduction of 3-channel sets. Buyers appear to be waiting for a 4th channel, or even a 5th.



**\* MIRACLE MOUNT COMPLETE ANTENNA KITS**


Clear Beam new Miracle Mount Antenna Kits install anywhere, allow you to pick the best, fastest and easiest to reach installation site on any home.

**MOUNTS ON ROOF, WALL OR CHIMNEY**

Everything you need for all types of installations in one complete low cost antenna kit which mounts anywhere . . . roof, wall or chimney.

**LESS STOCK, MORE PROFIT**


Carry Clear Beam Miracle Mount Antenna Kits with you on all service calls and be ready for any type of installation job. Install as service or sell outright to Do-It-Yourselfers. You stock less, sell more with customer approved Clear Beam Kits.



Write for complete information today.



**CLEAR BEAM ANTENNA CORPORATION**  
21341 Roscoe Boulevard • Canoga Park, California



# “YOU’LL RARELY SEE a General Electric ‘Designer’ in the shop,”

says Richard Vician, West Branch Manager of Television Engineers Inc. and Certified Television Service Inc., Chicago, Ill.

“Our men seldom have to pull the chassis of a General Electric ‘Designer’. They can do 9 out of 10 repairs in the home, because most key check points are easy to get at when you take the back off.”

Mr. Vician and Glenn W. Geist, President of the firm—Television Engineers Inc. and Certified Television Service Inc.—agree this makes money.

As Dick Vician puts it: “The easy availability lets us get more service calls done in a working day . . . more calls per man and more profitable operation. It means happy customers, too, because their bills are easier to take and sets stay in service.”

You can leave the “Designer” chassis in the set and still get at *both sides* of the printed boards. All tubes are easily replaceable. Fuses are accessible and you can get at key check points.

**Precision Etched Circuitry** is the name General Electric gives to its reliable, uniform circuitry. Each board has a *painted* schematic so that you can find your way through it easily. Service one and you’ll be thoroughly familiar with it.

“Designer” TV—the easiest-to-service sets in television! General Electric Company, Television Receiver Department, Syracuse, N. Y.



**GENERAL  ELECTRIC**



# ELECTRONIC TECHNICIAN

Now Including  
**SERVICE**  
Magazine

## *Difference of Opinion*

*"It is difference of opinion that makes horse races."*—Samuel Langhorne Clemens (Mark Twain)

In a democratic society, differing viewpoints are to be expected. They are in fact a healthy sign, an indication of vitality and freedom.

Difference of opinion, however, can become untenable when both sides are adamant, absolutely refusing to reconcile one's attitude with an opposing one.

A good example of the damage which can result was illustrated by the recent steel strike. Regardless of whether you put the blame on labor or management—or perhaps more deservedly, on both—workers and companies alike have suffered. Even more important, the public and economy generally have been injured. Factories not involved in the dispute have been forced to lay off many thousands of employees.

The electronic maintenance industry has its plentiful share of differing opinions, both within and without. Internally, the conflict over legislation to license TV service technicians continues. In time this will no doubt be resolved. Since it is a local matter, many communities and states will probably end up with licensing; others will not.

The ever-present bickering between associations is one of the more regrettable aspects of differing opinions. Our entire industry has suffered from its inability to speak with a unified voice.


Externally, technicians will always view many things different than manufacturers. We are pleased to see increasingly better understanding and improved set serviceability. There is much still to be accomplished, however.

Let us hope that some of the warm feelings and good fellowship of the Christmas holiday will carry over to the coming year to help differences to be resolved amicably.

Season's greetings to all readers from the entire ELECTRONIC TECHNICIAN staff.

# Tuning In the

**NEW THIN PICTURE TUBE** type, resembling a standard automobile wheel in diameter and thickness, is being developed by RCA to improve brightness, detail and compactness of large screen military and commercial radar display systems. Of a type known as "reflected-beam kinescope," the tube displays its images on a viewing screen 21 in. or more in diameter employing a tube structure that is only 10 in. long and has a recessed rear area large enough to hold most of the receiving circuit equipment. The phosphor screen is mounted over the curved rear inner surface instead of at the tube face. Rather than striking the back of the phosphor screen, the beam approaches the transparent face of the tube, which acts as an "electron mirror" to reflect the beam back to the phosphor. In the experimental tube the full 180-degree deflection is obtained with the equipment of a 90-degree deflection system since the angle is doubled by the reflection from the tube face.




"I even tried splicing the cord."

**RADAR BOON TO ANGLERS?** Capt. Walter Drobecker of the sportfisherman "Knickerbocker's Pacemaker" is using radar to help him locate surface fish of appreciable size and turbulent white-water tide rips which contain game fish. The skipper is experimenting with range, size limits and the interpretation of blips to distinguish between fish and debris; radar would be particularly helpful if it could spot gamefish that escape detection by unaided eyes. How about radar for duck hunters?

**U.S. WEATHER BUREAU** is installing a 10 mile microwave system to transmit official reports between computer stations at the National Bureau of Standards in Washington, D.C. and the National Meteorological Center in Suitland, Md. Being provided by Motorola, the system will take information from a magnetic tape at one station and record it on a similar tape at the receiving station. The tape to tape transmission speed of 75 inches per second will be possible whereas formerly, the tapes were hand carried by couriers.

## IT STILL WORKS!



Following a plunge down an 85 ft. embankment in a highway semi-trailer (which was reduced to scrap), this Westinghouse TV table model set was turned on. The steel cabinet had been crushed but the set produced a clear picture and normal sound without repairs.

**COLOR TV DEFECTS** may not be in the set. Service men employed by a Pa. retailer at first could not determine why a customer's color TV kept "cutting off." Finally, they tracked it down to a pet canary, whose shrill chirp would hit the high frequency band utilized by the remote control unit, and inadvertently cut off the color set. Repair teams have found that a hard-to-hear dog whistle used by a youngster, or a certain ring of the telephone, could cut off the remote control devices.

**JAPANESE EXPORTS** of electronic products to the U.S. during the first 6 months of 1959 were valued at \$22.1 million, exceeding the total for the entire calendar year 1958, and nearly tripling the total for the calendar year 1957. The U.S. is by far the most important single foreign market for Japanese electronic products, accounting for more than 50% during the first half of 1959. Although consumer type radio receivers represent the largest part of this trade, other items such as recorders, electron tubes, transistors and phonograph parts and accessories are showing significant gains.



# Picture .....



**DRIVING SCHOOLS** in Baltimore and Chicago are saving time and mileage with RCA mobile communications hookups that enable home offices to maintain constant two-way contact with their drivers. The instructor reports the conclusion of an assignment, arranges via radio for the student's next lesson and is informed of any last-minute cancellations on his schedule.

**CLOSED CIRCUIT TV** provides conveniences for stock brokers. One New York firm, Brand, Grumet and Seigel, Inc., uses closed circuit television to transmit the latest quotations from the big board to every other room in their offices. Before, customers had to call the board room or leave the customer to find out the latest quotations. Now it is possible to see the latest price of a particular stock without leaving customers. A TV receiver is constantly in operation, showing an up-to-the minute report of the latest prices as received direct from the floor of the Exchange.

**RUMORED** to be reentering the television business is Stromberg-Carlson Co. According to reports, the company, which abandoned TV in the spring of 1956, held a meeting of its consumer products district managers during which plans were advanced to expand activities in the home entertainment field. No denial or confirmation of this report has come from Stromberg.

## CALENDAR OF COMING EVENTS

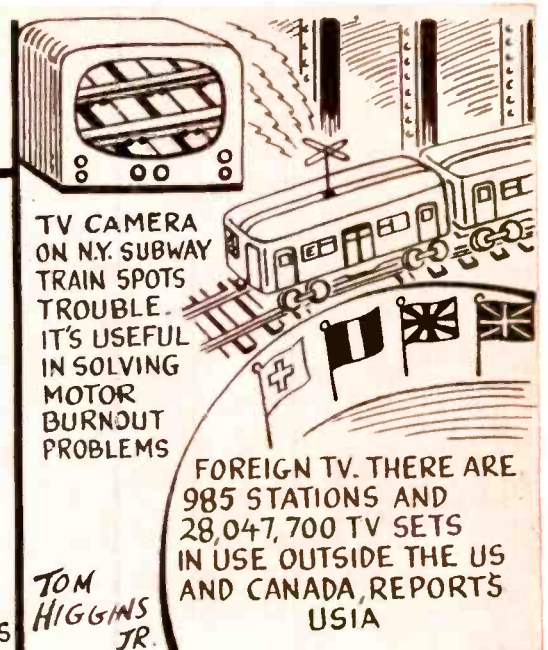
- Jan. 13-17: Los Angeles High Fidelity Music Show, Pan Pacific Auditorium, Los Angeles, Calif.
- Jan. 25-28: Plant Maintenance & Engineering Show, Convention Hall, Philadelphia, Pa.
- Feb. 3-5: Professional Group on Military Electronics, 1960 Winter Convention, Biltmore Hotel, Los Angeles, Calif.
- Feb. 11-13: Electronic Representatives Association, First Annual Convention, Drake Hotel, Chicago, Ill.
- Mar. 21-24: IRE National Convention, Coliseum and Waldorf Astoria Hotel, New York, N.Y.
- Apr. 4-7: 1960 Nuclear Congress & Atomic Exposition, New York Coliseum, New York, N.Y.
- Apr. 18-19: Conference on Automatic Techniques, Sheraton Cleveland Hotel, Cleveland, Ohio.
- Apr. 20-22: S.W. IRE Regional Conference & Electronics Show, Shamrock-Hilton Hotel, Houston, Tex.
- Apr. 29-May 1: Producers of Associated Components For Electronics, Annual Meeting, Nevele Hotel & Country Club, Ellenville, N.Y.

**"TALLEST MAN-MADE STRUCTURE** in the world" is claimed for the 1,619-ft. television antenna tower of WGAN-TV under construction at Raymond, Me. The structure is 154 feet higher than the Empire State Building's antenna. A regular office-building type of elevator operates to within 40 feet of the top of the tower.

## RANDOM NOISE



A TV CAMERA SMALL ENOUGH TO SWALLOW HAS BEEN DEVELOPED BY THE SURGERY DEPARTMENT OF AN AUSTRALIAN MEDICAL SCHOOL-IT'S USED FOR DIAGNOSTIC PURPOSES



TV CAMERA ON N.Y. SUBWAY TRAIN SPOTS TROUBLE. IT'S USEFUL IN SOLVING MOTOR BURNOUT PROBLEMS

FOREIGN TV. THERE ARE 985 STATIONS AND 28,047,700 TV SETS IN USE OUTSIDE THE US AND CANADA, REPORTS USIA

TOM HIGGINS JR.





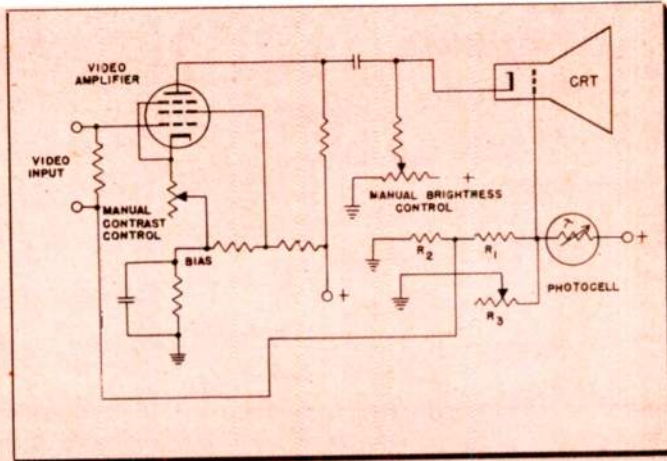
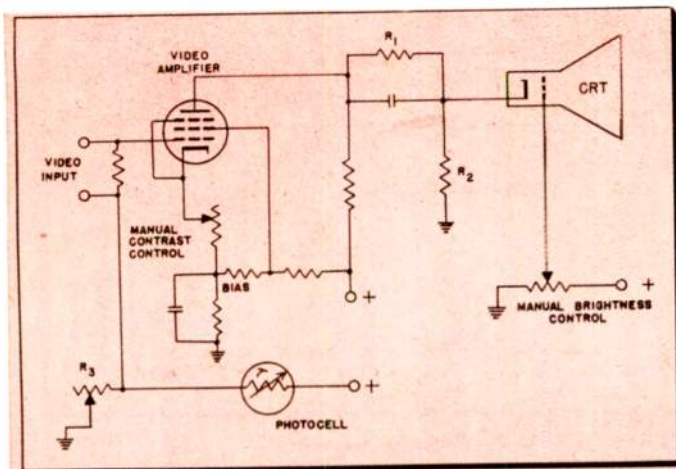


Fig. 1—Automatic TV picture compensation for different lighting conditions is achieved through use of a photocell whose output varies the video amp's bias. Increased light increases the tube's gain.

Fig. 2—The output of the photocell is applied directly to the grid of the CRT. A portion of the output is also developed across  $R_2$  and is applied to the grid of the video amplifier to reduce its bias.

# Photocells For TV

## Harnessing Light Sensitive Devices To Control Home Products

### MANY APPLICATIONS

Industry use of photocells has been apparent for some time. Recent years, however, witnessed the integration of this component into the home through burglar alarms, door announcers, automatic camera exposure, etc. The photocell's versatility, which includes its "automatic" facility, will no doubt be extended to additional home products. TV may be next, since a photocell can control brightness and contrast to match room lighting conditions.

• Photocells are, without fanfare, entering our electronic lives in increasing number. Though used in a wide number of applications, they are still generally viewed as simply

"electric eye" gadgets. They are much more, of course, as indicated by some typical applications listed in Chart I.

The photocell's ability to generate a voltage when light strikes its surface is receiving the attention of many manufacturers. Three basic types are available: Photoconductive, photovoltaic and photoemissive.

### Types

A photoconductive cell is basically a light-sensitive semiconductor when it is provided with an external source of power.

Photovoltaic cells are semiconductor devices that also convert light energy into electrical energy when light strikes the surface. However, an outside voltage source is unnecessary since it is a self-generating device.

The photoemissive type or phototube has a cathode and anode in an evacuated glass envelope. The cathode is coated with a substance that emits electrons when exposed to light. A supplementary voltage supply is needed.

(Continued on page 60)

### CHART I

#### Photocell Applications

1. Industrial Control
  - Daylight switches for:
    - Stores
    - Chicken houses
  - Door control for:
    - Elevators
    - Stores
  - Machine operator protection devices
  - Flame detectors
  - Toll booths
2. Automobiles
  - Headlight dimmer
  - Rear view mirror
3. Computers & Data Processing
  - Magnetic tape control
  - Punched tape readers
4. Missiles
  - Liquid level indicators
5. Medical Instruments
  - Flame photometer
  - Ultra violet & X-ray
6. In the Home
  - Night lighters
  - Announcers
7. Photography
  - Exposure meters
  - Automatic exposure control
8. Electronic Instruments
  - Furnace controllers
  - Linear accelerator beam focusing
9. Television
  - Remote control
  - Automatic brightness control

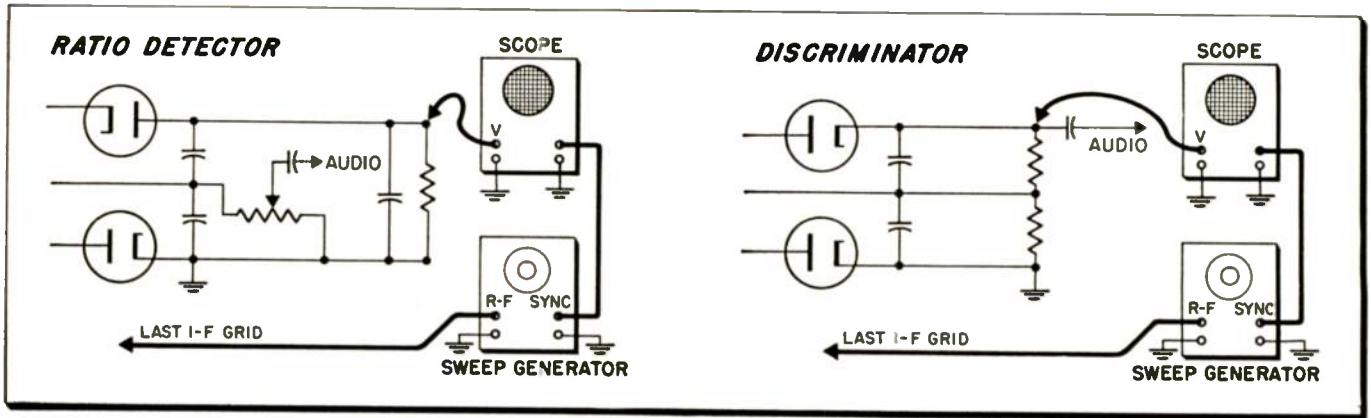


Fig. 1—A sweep generator and scope set-up for proper alignment of an FM ratio detector and a sound discriminator type circuit. The sweep generator output is applied to the last i-f tube grid and the detector's output is applied to the scope's vertical plates.

# Aligning FM Tuners

## Visual Alignment Precautions Are Needed For Best Reception

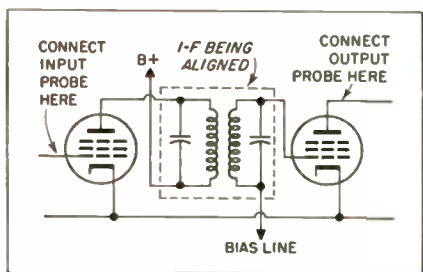
NORMAN H. CROWHURST

● Whither FM? It's difficult to speculate on FM's final place in the radio industry, but one thing is certain, it's on the upsurge. Newly authorized FM stations and the expanding service of existing stations have coupled with tremendous public interest to make FM a growing, vibrant medium.

Manufacturers, alert to these factors, have upped production of FM tuners and receivers. They are being marketed as FM tuners, integrated tuner/amplifiers, FM receivers, and in packaged hi-fi console units.

Owners of such equipment are demanding the top performance that their units are capable of producing.

Fig. 2—Align each i-f stage separately, connecting a sweep generator probe to the grid of the preceding tube and a scope probe to the plate of the following tube.



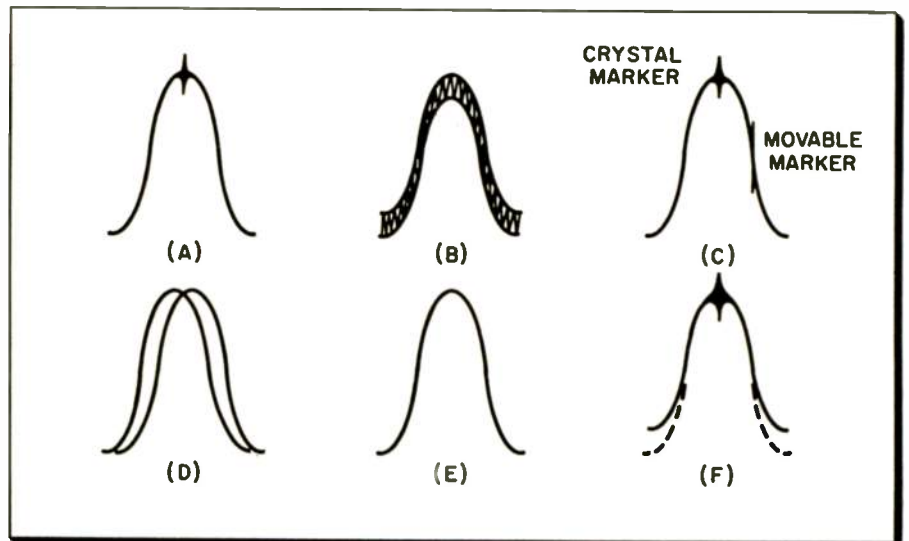
Top performance may, at times, not be obtained if a defective tube is replaced without also aligning the set. Often, alignment is imperative to secure optimum results. And an alignment doesn't mean just a rough "touch-up" of the i-f cans.

The alignment method you adopt will depend largely on your potential business in this field. If you are unlikely to ever have more than an odd tuner come into your shop, you

may not feel it will justify a large investment in equipment.

If you can foresee a larger amount of business in FM tuner servicing, it will prove profitable to invest a more substantial sum in equipment. The volume of business needed to make this feasible will probably be restricted to larger metropolitan areas. However, don't overlook the possibility of pulling in customers from surrounding areas where this

Fig. 3 (A)—An i-f response curve with a single marker pip. (B)—The same curve when two marker signals are zero beating at the center frequency. (C)—Two markers at different frequencies on a response curve. (D)—A double traced curve caused by the scope phase control being slightly misadjusted. (E)—A single response curve without a marker signal. (F)—Adding a marker signal to the input signal can affect the curve, especially if the marker signal is too strong. The dotted line indicates the proper curve shape and response.





quality service is not available, even though you are not in a large city.

### Equipment

A sweep generator and scope are essential for servicing and aligning hi-fi FM tuners. You may kid yourself about the "dog ears" you've developed over the years, but nothing will replace good equipment and the knowledge to use it in the quest for quality reception.

All of the precautions needed when aligning with a sweep generator could still result in invalid interpretations, so be sure the display you are looking at is what you think it is. It's surprising how many things can "throw" you.

Following the manufacturer's instructions is always best, although an i-f section is basically standard. The detector section, though, is different, depending upon the individual manufacturer. Alignment methods are, however, still basically the same, whether a discriminator or ratio-detector type is used. See Fig. 1.

### I-F Alignment

Set the sweep generator to scan the required i-f frequency, and align each i-f transformer separately. Inject the signal on the grid of the preceding stage, and measure at the plate of the following stage (see Fig. 2).

Here is the first "make sure"

Fig. 4—Complete set-up alignment of FM receivers. The band-width of an individual i-f, or overall response, can be more accurately and conveniently determined by the use of a marker-adder. It is also useful when adjusting the sound discriminator.

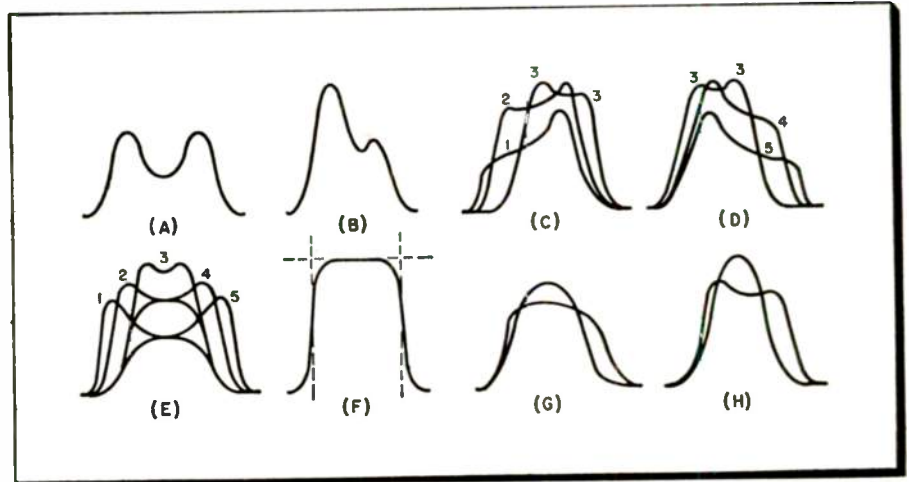
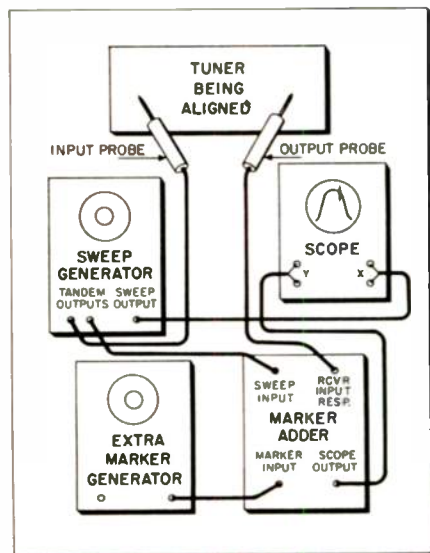


Fig. 5 (A)—Over-coupled i-f, with band-pass too wide. (B)—Improper adjustment. (C)—Points 1 and 2 indicate steps and effects of tuning only one side of an i-f winding through the same frequency as that of the other side, identified as 3. (D)—Same as (C) but with reverse tuning procedure. (E)—Indicates the results obtained by proper alternate tuning of primary and secondary of an i-f transformer in order to arrive at the nearest coincident point, at 3. (F)—An "ideal" response curve to aim for. (G)—A low Q i-f will not produce double hump. (H)—A high Q i-f produces a double hump when properly tuned.

check. Be sure what frequency range you are scanning: not only where it is, but how wide it is. Usual sweep is at least 200 kc. A crystal output, usually provided with the sweep generator, will check *where* you are. Any convenient separate generator can be used to explore the range. You are not even dependent on its calibration accuracy to any critical extent.

First, with the crystal already providing a marker pip about the middle of a peaked response (see Fig. 3A), search with the extra generator until you find the same frequency with it. At this frequency, the two markers will beat, as shown in Fig. 3B, producing a thickening of the whole trace and probably some visible beat waves as well.

Assume the correct i-f frequency is the usual 10.7 megacycles and you are using a crystal of this frequency. But the separate generator reads 10.2 megacycles when you get the beat indications: this means the calibration is "off" by 0.5 megacycle. You can still use its dial to estimate 0.1 megacycle on either side of the setting you have found to be 10.7 megacycles. For 10.6 megacycles you will set the dial to 10.1 and for 10.8 the setting will be 10.3. You just "shift" the setting by the error you have found.

In identifying horizontal frequency locations on the trace, you will also need to make sure the time base (usually 60 cycles) is correctly phased. A blanking switch is helpful for this. With the blanking off

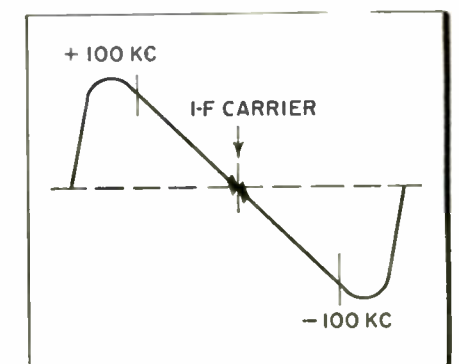
you will get a double trace, caused by the sweep going both ways (Fig. 3D). This is difficult to read. But the phasing control can be used to make the two traces coincide as nearly as possible, while the blanking switch can be used to remove the "return" trace.

Next, there are things that can falsify the vertical reading across the scope. If your input signal is too large, you will get a square topped response, regardless of the i-f's tuning, because the following stage is saturating for most of the trace. Turn the input level down until you see the real shape across the top.

At the bottom (along the skirts), the shape can be falsified by something other than signal getting in. Noise is one possibility, which will usually show up by being a little unsteady. Your marker may also

(Continued on page 66)

Fig. 6—For high fidelity reproduction a discriminator curve as seen on a scope should appear symmetrical and the linear portion must extend for at least 100 kc each side of the i-f center frequency.



# Japanese Transistor Radio Guide

## Brand Name And Distributor List Ease Technician's Service Pains

• The phenomenal Japanese transistor radio market in the United States has created problems for electronic technicians servicing these units. Dissemination of parts and service information for most brands just hasn't kept pace with its awesome sales figures.

As any technician will confirm, troubleshooting one of these midgets is difficult enough without the added handicap of a missing or illegible

schematic. Locating a non-standard replacement part, a time-consuming and often futile task, is another major complaint frequently expressed by the technician.

"Whom can I contact to get this service information?" In an effort to supply the answer to this question, ELECTRONIC TECHNICIAN Magazine has compiled a list of Japanese transistor radio brand names and their American distributors. •

### Product Finding Index

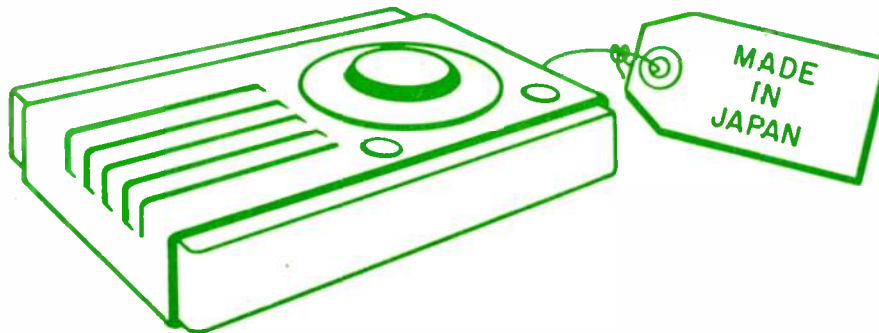
This is a listing of Japanese transistor radio brand names—with the names of American companies that distribute and/or import them. Products are listed alphabetically with the distributor's code number following the name. Distributors and importers are listed by the code number next to the brand name.

### Japanese Transistor Radio Brand Names

NAME	CODE	NAME	CODE	NAME	CODE
Alpha	19	Jet	10	Realistic	34
Brighton	1	Jeweltone	19	Realtone	35
Channel Master	6	Jupiter	14	Romance	31
Continental	8, 28	Kawa	22	Sharp	28, 42
Crestline	5	Linmark	38	Sony	9
Crown	38	Little Pal	23	Spica	19
Elite	3	Longwood	22, 41	Standard	26
Empire	43	Maco	24, 30	Star-lite	39
Esquire	11	Manton	11	Startone	11
Eterna	11	Mantone	23	Sunton	11
Excel	12	Marvel	38	Suntone	40
Fenton	4	Mascot	15, 30	Switch-It	4
Gemtone	19	Micronta	34	Ten	37
Global	25	Minute Man	17	Taptone	28, 30
Gloratone	19	Mitsubishi	21	Toshiba	29, 34, 44
Harlie	11	Nanaola	26	Transcel	44
Harpers	16	NEC	20, 30	Viscount	7, 26
Hi-Delity	32	Oceana	30	Wealth	28
Hitachi	36	Olympic	19	Wilco	37
Holiday	19	Polyrad	33	Yashica	2, 13, 18, 27

Compiled and copyrighted by Electronic Technician, Inc.





### Distributors of Japanese Transistor Radios

1. A & A Trading Co.  
1140 Broadway  
New York, N.Y.
2. Arel, Inc.  
4916 Shaw Blvd.  
St. Louis, Mo.
3. Berger Electronics, Inc.  
109-01 72nd Rd.  
Forest Hills, N.Y.
4. Berlin-Fenton, Inc.  
132 Nassau St.  
New York 38, N.Y.
5. Canton-Sun Inc.  
12 W. 27th St.  
New York, N.Y.
6. Channel Master Corp.  
Ellenville, N.Y.
7. Consolidated Sewing Machine  
1115 Broadway  
New York, N.Y.
8. Continental Merchandise Co., Inc.  
236 Fifth Ave.  
New York, N.Y.
9. Delmonico International  
42-24 Orchard St.  
Long Island City, N.Y.
10. Electronic Development Assac.  
125 E. 46th St.  
New York, N.Y.
11. Elize Mercantile of N.Y., Inc.  
1140 Broadway  
New York 1, N.Y.
12. Excel Corp. of America  
9 Rockefeller Plaza  
New York 20, N.Y.
13. Farnan & Seeman  
752 N. Highland Ave.  
Los Angeles, Calif.
14. General Export Co.  
74 Sacramento St.  
San Francisco, Calif.
15. Gosho Trading, Inc.  
50 Broad St.  
New York 4, N.Y.
16. Harpers International, Inc.  
315 Fifth Ave.  
New York, N.Y.
17. Intercontinental Industries, Inc.  
555 W. Adams St.,  
Chicago, Ill.
18. Intercontinental Marketing Corp.  
45-17 Pearson  
Long Island City, N.Y.
19. Intercean Commerce Corp.  
170 Broadway  
New York 38, N.Y.
20. Kanematsu, Inc.  
150 Broadway  
New York, N.Y.
21. Lissner Trading Co.  
134 LaSalle St.  
Chicago, Ill.
22. Longwood Radio Distr., Inc.  
1261 Broadway  
New York, N.Y.
23. Montone Radio Co.  
263 Conal St.  
New York, N.Y.
24. Matsushita Electric Corp. of  
America  
1776 Broadway  
New York, N.Y.
25. Masuyomo International Corp.  
79 Madison Ave.  
New York 16, N.Y.
26. Mitsui & Co.  
530 Fifth Ave.  
New York 36, N.Y.
27. Movie Supply of Hawaii, Ltd.  
1354-A Kapioloni Blvd.  
Honolulu 14, Hawaii
28. Nichimen Co., Inc.  
39 Broadway  
New York 6, N.Y.
29. Nomura Trading Co.  
52 Broadway  
New York, N.Y.
30. Oceano Importing  
150 W. 4th St.  
South Boston, Mass.
31. Peerless Radio Distr.  
92-32 Merrick Rd.  
Long Island, N.Y.
32. Petely Enterprises, Inc.  
300 Park Ave., So.  
New York, N.Y.
33. Polyrad Corp.  
521 Broadway  
Cincinnati, Ohio
34. Radio Shack Corp.  
730 Commonwealth Ave.  
Boston 17, Mass.
35. Realtone Electronics  
184 Fifth Ave.  
New York, N.Y.
36. The Somson Co.  
2244 South Western Ave.  
Chicago, Ill.
37. Sanyo Trading Co., Ltd.  
149 Broadway  
New York, N.Y.
38. Shiro, Inc.  
276 Park Ave. So.  
New York, N.Y.
39. Starlite Merchandise Corp.  
37 W. 23rd St.  
New York, N.Y.
40. Sun Coast Merchandise Co.  
410 S. Spring St.  
Los Angeles, Calif.
41. Tazuke & Co.  
1133 Broadway  
New York, N.Y.
42. Toyomenko, Inc.  
2 Broadway  
New York 4, N.Y.
43. Trade Distributors, Inc.  
461 4th Ave.  
New York, N.Y.
44. Transistor World Corp.  
52 Broadway  
New York, N.Y.

# Analyzing TV Damper Faults

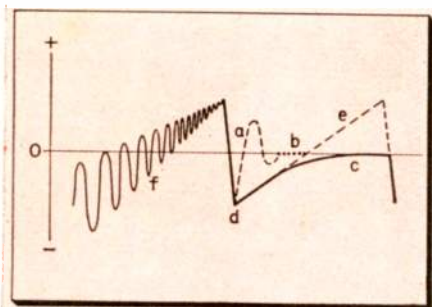


Fig. 1 (a) Residual oscillations are suppressed by damper. (b)—Horizontal output tube conducts. (c)—Damper current. (d)—Damper starts conduction. (e)—Output tube and damper current combined. (f)—How yoke current would appear without damper tube.

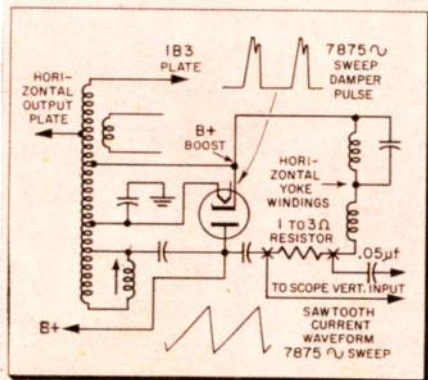


Fig. 2—When an auto-type horizontal output transformer is in use, a voltage waveform is obtained from the damper cathode by clipping a low-capacity scope probe over its insulated lead. A sawtooth current waveform is obtained across a resistor inserted in series with the lead at the low end of the horizontal deflection winding.

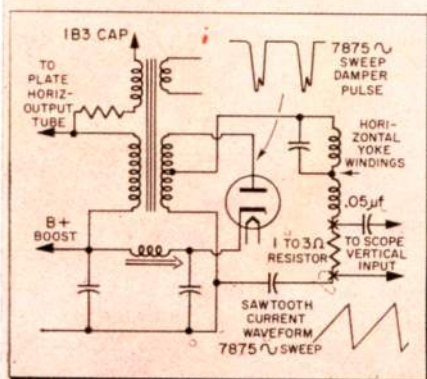
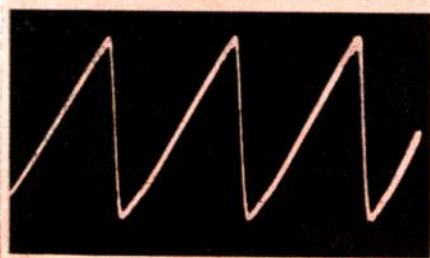


Fig. 3—In a primary-secondary type horizontal output circuit, a voltage waveform is obtained from the damper plate by clipping a low capacity scope probe over the insulated lead going to it. A current waveform is obtained across an inserted resistor.

Fig. 4—A scope trace of an ideal sawtooth current waveform obtained from the low end of a horizontal deflection yoke winding.



## Overloaded Boost Supply Line Can Upset Technician's Composure

EDWARD C. KILEY

• Only a small number of components are used in the damper circuit of TV receivers. Despite this fact, some technicians approach damper fault symptoms with no little confusion. One possible explanation for this uncertain attitude is the knowledge that many similar appearing symptoms can originate in circuits ahead of the damper.

A brief refresher on the role played by the damper may prove helpful at this point. For purposes of this description, it is unimportant if attention is not directed to variations in flyback-yoke configurations.

### Damper Functions

In magnetic deflection receivers, when a linear sawtooth voltage of proper amplitude is applied to the grid of the horizontal output tube, a constant current rise begins in the horizontal windings of the deflection yoke. This linear sawtooth current sweeps the electron beam from left to right across the TV screen. The horizontal output and damper tubes conduct during sawtooth current rise, taking turns at maintaining stable current. (See Fig. 1.)

When the sawtooth current wave reaches its peak at the end of trace, the horizontal output tube ceases to conduct. The magnetic field around the yoke collapses, creating a fast

high amplitude flyback voltage pulse.

The entire circuit (yoke-flyback inductance and distributed capacity), is shock-excited into self oscillation at its natural resonant frequency: about 71 kc. Conduction in the damper tube has also stopped. Retrace takes place on the first negative half cycle of this transient oscillation. Near the end of this half cycle the damper conducts heavily, presenting a low resistive load across the flyback-yoke circuit; suppressing what would otherwise be a series of undesirable damped oscillations. The horizontal output tube starts conduction again, with the damper carrying most of the load for approximately one third of the scan time.

Out of all this is derived sufficient high voltage, additional B+ (boost), automatic return trace and blanking space, plus suppression of unwanted damped oscillations—primary function of the damper tube.

In sets having a linearity coil, a capacitor and the coil act as a phase shift circuit to add the ripple boost to the regular B+ in a manner insuring better horizontal linearity. It is sometimes called a boost filter.

### Waveforms

When the sawtooth voltage waveform at the grid of the output tube is normal, then scope voltage waveforms from the damper tube high side and the sawtooth current wave-



## PROFILE

*If a damper tube could speak it would probably deny family affiliation with its low-voltage rectifier cousin. The suggested fantasy would probably stem from its many-faceted activities; it rectifies, restricts oscillations and feeds voltage to many circuit sections. In addition, a multitude of symptoms can be evidenced if it's not operating properly. Nevertheless, it is still a rectifier, though a high-current one with a complicated job.*

form in the yoke become invaluable aids in quickly isolating damper circuit faults.

A sawtooth current waveform may be taken from the deflection yoke by disconnecting the low end of the horizontal coil lead, inserting a 1 to 3 ohm, 1 watt carbon resistor in series completing the circuit, as shown in Fig 2 and Fig 3. The scope should not be grounded at any point and care should be taken with connections to prevent shorting, grounding or accidental shock. The ideal sawtooth current waveform scope trace is displayed in Fig 4.

High side damper scope traces can be safely made by clipping the regular low capacity scope probe over the insulated wire connected to the plate or cathode of the damper tube. This will normally furnish sufficient voltage to the scope.

In regular primary-secondary fly-back transformers the voltage pulse waveform is taken from the plate of the damper, and appears normally as a negative pulse. It can be reversed if desired with the phase reverse switch on the scope. In auto transformer types the pulse is taken from the cathode in the same manner and will normally appear in the positive position. These pulses are essentially rectangular waveforms, although the average scope trace appears as in Fig. 5.

Scope traces from the horizontal output tube plate are often helpful in isolating damper problems. A capacitance type voltage divider probe with a ratio of about 100 to 1 should be used. The high voltage type probe employed with VTVM's and VOM's for 2nd anode measurement is inadequate. If the proper capacitance type probe is not available, the technician can construct a reasonably satisfactory substitute from two lengths of RG-59U coax cable, as shown in Fig. 6.

### Unlinear Problems

Almost any change affecting the LC relationship of the oscillatory yoke-flyback circuit, including the width coil, LC boost network and blocking capacitors from the yoke, will create unlinear conditions almost duplicating those created by faults in the horizontal oscillator or grid input circuits of the horizontal output tube.

With the aforementioned facts in mind, it is generally best to begin observations at the grid of the horizontal output tube when isolating damper faults. Since the sawtooth waveform shapes generated by the blocking oscillator vary somewhat from those produced by the multi-vibrator, the technician should be guided by those waveforms indicated on manufacturers' specifications.

To illustrate the possibilities inherent in waveform analysis, two practical examples are given here.

If a correct sawtooth voltage appears at the grid of the horizontal output tube, as shown in Fig. 7A, and the picture pattern on the TV is stretched on the left and compressed on the right, as illustrated in Fig. 7B, trouble is indicated from the output tube toward the yoke. A waveform at the high side of the damper appears normal, as was shown in Fig. 5. The sawtooth current waveform in Fig. 7C, however, is badly distorted. Note the too-fast rise, indicating a speeding up of the beam trace, corresponding to the stretched area on the left side of the picture pattern. Also notice the rounding near the end of trace, indicating a slowing down of the beam, with corresponding compressed effect at the right of the picture. The trouble is clearly indicated between the damper and the yoke. In this

*(Continued on page 74)*




Fig. 5—Scope trace of an ideal voltage pulse from a damper tube high side is essentially rectangular in shape with a relatively straight base line between pulses.

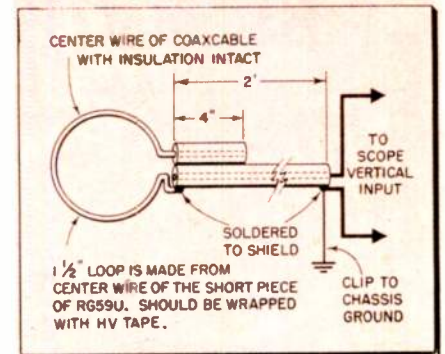
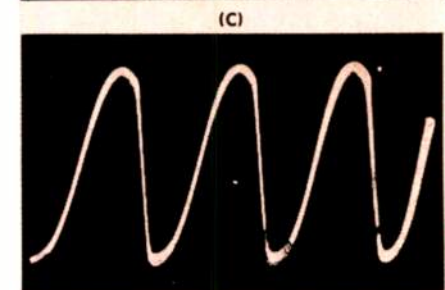
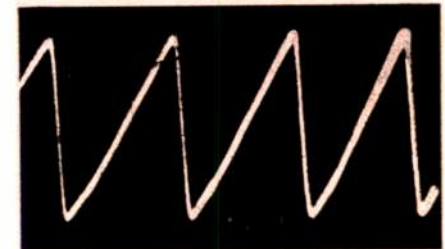


Fig. 6—A home-made probe for observing uncalibrated scope waveforms at the horizontal output tube plate is illustrated. Loop is hung under the lead of the output tube's plate cap.

Fig. 7 (A)—A voltage sawtooth trace at the horizontal output tube grid. The ideal shape is determined by the type of oscillator used. (B)—This unlinear pattern was caused by a change in the yoke blocking capacitor. (C)—A badly distorted sawtooth current waveform indicated a variation in the beam speed corresponding to the stretch and compression shown in the picture pattern.



Improve Your Skills By

# Building a Technical Library



## HOME AIR CONDITIONING INSTALLATION & REPAIR

By J. Derman, F. Makstein & H. Seaman. Both theory and practical construction designs are examined, along with maintenance techniques and procedure for determining size of air conditioner required. Covers motors, compressors, condensers, evaporators, regulating valves, circuits and other system elements. Soft cover, 160 pages. Price \$3.50.

## INDUSTRIAL CONTROL CIRCUITS

By Sidney Platt. Excellent starting point for TV technician interested in learning about industrial electronics. Non-mathematical text explains circuitry and operation of power controls, relays, timers, photoelectric devices and instrumentation found in factories. Practical applications shown. Soft cover, 200 pages. Price \$3.90.

## ★ 101 WAYS TO USE YOUR SIGNAL GENERATOR

By Robert G. Middleton. A fine collection of brief explanations on how to use the generator for various tests. Twenty-five equipment checks are presented, seven antenna tests, 27 AM-FM receiver tests, 28 TV tests, 10 component tests and four miscellaneous. Each description briefly lists the required equipment connections etc. Soft cover, 123 pages. Price \$2.00.

## ★ PHOTOTUBES

By Alexander Schure. This well written volume provides an excellent basis for understanding the theory and operation of the photo element. After covering fundamentals and photoemissivity theory, the text goes into photo tubes, both vacuum and gas filled, as well as photo tube amplifiers. Review questions are carried at the end of each chapter. Soft cover, 96 pages. Price \$1.80.

## SHOOT TV & RADIO TROUBLE FAST

By Harry G. Cisin. The first part of this book relates to symptoms, faults and remedies for ac-dc radios. The second part covers TV, with each practical test and repair explanation related to a specific problem. Printed circuits are discussed. Soft cover, 40 large pages. Price \$1.50.

## BASICS OF DIGITAL COMPUTERS (3 vols.)

By John S. Murphy. Using the easy-to-learn picture book technique, these three volumes explain the theory and functions of digital computers. Very little mathematics. Covers counting systems, computer language, programming, memories, logic diagrams, flip-flops, clamping, input-output and data processing. Soft cover, 416 pages. Price \$7.50/set.

## IMPEDANCE MATCHING

By Alexander Schure. Divided into five major sections, this informative book covers power transfer, impedance matching devices, matching at audio and r-f. and matching in transistor circuits. Complete with tables, schematics and computation examples. Soft cover, 128 pages. Price \$2.90.

## RADIO OPERATOR'S LICENSE Q & A MANUAL

By Milton Kaufman. This sixth edition gives you the information you need to pass FCC license examinations. In question and answer form similar to actual FCC tests, all eight elements are covered, including law, radiotelephone, radiotelegraph, aircraft and ship radar. Abbreviations, code, etc. included. Hard cover, 736 pages. Price \$6.60.

## HOW TO INSTALL & SERVICE AUTO RADIOS

By Jack Darr. This second edition contains much practical information of real use to technicians. In addition to service data on antennas, intermittents, noise suppression, speakers and troubleshooting, transistorized and hybrid radios are covered. 6-12 volt conversions are explained. Soft cover 160 pages. Price \$3.25.

## MARINE ELECTRONICS HANDBOOK

By Leo G. Sands. This informative text covers the many electronic devices used on boats, including radiophone, sound systems, direction finders, depth sounders, steering devices, radar and power sources. Schematics are given for commercial units now on the market. Information on troubleshooting is provided. Soft cover, 232 pages plus pullouts. Price \$3.95.

## GUIDE TO MOBILE RADIO

By Leo Sands. This fundamental, yet practical book on 2-way radio covers base stations, transmitters, receivers, antennas, remote controls, power supplies, portable gear, field survey, selective calling, licensing and maintenance. One section examines useful test instruments. Soft cover, 160 pages. Price \$2.85.

## HOW TO RUN A SMALL BUSINESS

By J. K. Lasser. Here is a basic business guidebook for service dealers and other operators of retail and small manufacturing firms. Covers record keeping, avoiding frauds, tax management, credit sales, insurance programs, how to buy an established business, financing and other important topics. Hard cover, 400 pages. Price \$4.95.

## SERVOMECHANISM FUNDAMENTALS

By Ben Zeines. With a minimum of mathematics, this nicely illustrated text acquaints technicians with basic servo theory. Topics include electronic and magnetic amplifiers, control systems, synchros, performance improvements, ac and dc servomotors and servo measurements. Servos are an important aspect of industrial electronics. Hard cover, 257 pages. Price \$5.50.

## OBTAINING & INTERPRETING TEST SCOPE TRACES

By John F. Rider. This handbook shows how to get the most out of your oscilloscope. Over 800 traces are shown, including sine, square, rectangular, trapezoid, sawtooth differentiated and integrated types. Explains scope connections, manipulating controls and test setups. Soft cover, 190 pages. Price \$2.40.

## SMALL APPLIANCE SERVICING

By P. T. Brockwell, Jr. This volume gives you professional small appliance servicing techniques and business procedures. Illustrated instructions tell how to test units. Covers irons, toasters, mixers, roasters, coffee makers, waffle irons, rotisseries and others. A profitable sideline for TV technicians. Hard cover, 180 pages. Price \$4.50.



ELECTRONIC TECHNICIAN editors have carefully selected these books by the world's leading technical publishers. Order direct from our Book Department. Fill in coupon or separate sheet. Money-back guarantee.

★ Star denotes book listed here for the first time.



### SERVICING TRANSISTOR RADIOS

By Leonard D'Airo. After a brief discussion of fundamentals, the text goes into radio circuits, servicing techniques, tests, measurements and dictionary of transistor terms. Interchangeability chart covers a variety of close replacements, including number and type. Soft cover, 224 pages. Price \$2.90.

### ★ BASIC AUDIO

By Norman Crowhurst. This reference uses the picture book technique. Vol. I covers acoustics, mikes, speakers and networks. Vol. II explains amplification, coupling, distortion, response and circuit performance. Vol. III examines feedback, supplies, lines, oscillators, recording and, very briefly, stereo. Soft covers, 368 pages, \$2.90/vol.; \$8.70 per 3-vol. set. Hard cover, in single binding, \$9.95.

#### Books Described Previously

BASIC TELEVISION (5 vols.)	\$10.00
INTRODUCTION TO PRINTED CIRCUITS	\$ 2.70
BASIC ELECTRONICS (5 vols.)	\$10.00
PROFITABLE RADIO TROUBLE-SHOOTING	\$ 5.95
CLOSED CIRCUIT & INDUSTRIAL TV	\$ 4.95
ELECTRONIC MUSICAL INSTRUMENT MANUAL	\$ 7.50
REPAIRING RECORD CHANGERS	\$ 5.95
HANDBOOK OF BASIC CIRCUITS, TV, FM, AM	\$ 7.50
PINPOINT COLOR TV TROUBLES IN 15 MINUTES	\$ 5.95
PORTABLE AND CLOCK RADIOS	\$ 2.75
TV DOCTOR	\$ 1.00
VACUUM TUBE CHARACTERISTICS	\$ 1.80
BASIC PULSES	\$ 3.50
FUNDAMENTALS OF TRANSISTORS	\$ 3.50
INDUSTRIAL ELECTRONICS HANDBOOK	\$22.50
REPAIRING HI-FI SYSTEMS	\$ 3.90
A-C CIRCUIT ANALYSIS	\$ 1.80
AUDIO MEASUREMENTS	\$ 2.90
ELECTRONICS IN INDUSTRY	\$ 8.50
HOW TO SERVICE TAPE RECORDERS	\$ 2.90
FUNDAMENTALS OF RADIO TELEMTRY	\$ 2.95

To order above books, write in title and price on coupon.

### ELECTRONIC COMMUNICATIONS

By Robert Shrader. Starting with electronic fundamentals, this comprehensive reference text goes through transmitters, FM, antennas, TV, shipboard radio, loran, radar and communication law. Chapters end with two sets of questions, one to prepare the reader for commercial FCC exams, the other for amateur licenses. Hard cover, 937 pages. Price \$13.

### TV CONSULTANT

By H. G. Cisin. Rapid TV trouble-shooting methods used here pinpoint cause of problem according to 24 sound symptoms, 213 pix symptoms and over 75 raster symptoms. Checks for each problem are noted. Also presented are explanations of rapid alignment technique and UHF servicing. Soft cover, 70 large pages. Price \$2.

### 100 ELECTRONIC CIRCUITS

By Milton Aronson & Charles Kezer. Here is a useful basic circuit reference book covering a wide variety under eight major sections, including power supplies, amplifiers, oscillators, pulse circuits, test instruments, alarms, phototubes and miscellaneous. In addition to the schematic, a page or two of text accompanies each circuit, explaining the operation and characteristics. Soft cover, 180 pages. Price \$2.00.

### ★ MODERN TRANSISTOR CIRCUITS

By John M. Carroll. This collection of more than 100 advanced technical articles from *Electronics* magazine contains some 200 schematics of specialized transistor circuits, in addition to many other waveform, curve and block diagrams. Specific equipment covered includes amplifiers, oscillators, power supplies, pulse circuits, radio-TV, audio, test instruments, etc. Hard cover, 268 pages. price \$8.50.

Also See New Books on Page 73

ELECTRONIC MARKETERS  
(ELECTRONIC TECHNICIAN Book Dept.)  
480 Lexington Avenue  
New York 17, N.Y.

CUT HERE 12-59

I plan to build my technical library. Please send me the books I have indicated below. You will pay postage. I understand that if I am not satisfied with any book for any reason, I may return it to you prepaid in good, clean condition within 7 days of receipt and receive a complete refund.  
Enclosed is my check or money order, in full payment, made out to ELECTRONIC MARKETERS.

- |   |           |  |           |
|---|-----------|--|-----------|
| — Home Air Conditioning Installation & Repair | @ \$ 3.50 | — Servomechanism Fundamentals                  | @ \$ 5.50 |
| — Industrial Control Circuits                 | @ \$ 3.90 | — Obtaining and Interpreting Test Scope Traces | @ \$ 2.40 |
| — 101 Ways to Use Your Signal Generator       | @ \$ 2.00 | — Small Appliance Servicing                    | @ \$ 4.50 |
| — Phototubes                                  | @ \$ 1.80 | — Servicing Transistor Radios                  | @ \$ 2.90 |
| — Shoot TV & Radio Trouble Fast               | @ \$ 1.50 | — Basic Audio 3 Vol. Set. Soft Cover           | @ \$ 8.70 |
| — Basics of Digital Computers                 | @ \$ 7.50 | — Basic Audio Single Binding. Hard Cover       | @ \$ 9.95 |
| — Impedance Matching                          | @ \$ 2.90 | — Electronic Communications                    | @ \$13.00 |
| — Radio Operator's License Q & A Manual       | @ \$ 6.60 | — TV Consultant                                | @ \$ 2.00 |
| — How to Install & Service Auto Radios        | @ \$ 3.25 | — 100 Electronic Circuits                      | @ \$ 2.00 |
| — Marine Electronics Handbook                 | @ \$ 3.95 | — Modern Transistor Circuits                   | @ \$ 8.50 |
| — Guide to Mobile Radio                       | @ \$ 2.85 |  |           |
| — How to Run a Small Business                 | @ \$ 4.95 |  |           |

BOOKS IN PREVIOUS ISSUES:

Enclosed is total payment of \$ \_\_\_\_\_ @ \$ \_\_\_\_\_  
(If you have New York City address, add 3% sales tax)

Name \_\_\_\_\_

Address \_\_\_\_\_

City \_\_\_\_\_ Zone \_\_\_\_\_ State \_\_\_\_\_

# Maintaining Two-Way Radio

*FCC Regulations Demand Technicians Know*

*Accurate Transmitter Checking Methods*

ALLAN LYTEL

## IN BRIEF

*In addition to servicing and preventive maintenance, mobile radio work has another aspect for the technician—periodic transmitter checks required by the FCC. These include measuring and recording carrier frequency, frequency deviation and power input when a transmitter is installed, when a change affects the operating frequency and at regular intervals.*

• The skill and "know-how" required for selecting and physically installing two-way radio systems is highly important. The knowledge necessary to maintain efficient operation, in accordance with FCC regulations, is equally significant.

## FCC

The Federal Communications Commission is the U.S. Government's agency responsible for regulating radio communications—licensing non-government radio stations, station operators and technicians.

The Commission's responsibilities are comprehensive but focus sharply upon providing maximum public use of the limited channels available. Careful regulation and control con-

centrates upon deriving maximum public benefits from instant communications facilities. The radio spectrum is one of our many natural resources, and maximum benefits can be realized from its use only through complete cooperation between user, equipment manufacturer and the FCC.

## Regulations

The FCC regulations maintain two essential types of control over mobile radio; one is licensing of transmitting equipment, operating and maintenance technicians, and the other is the establishment of technical standards and criteria for operation, adjustment, maintenance and repair.

All transmitters must be licensed by the FCC before being put into operation. A station license, allowing the station to operate on an assigned frequency, must be posted at the transmitter location. The licensee agrees to keep his station on the proper frequency and to prevent interference with other stations or services.

Application for a radio station license in the Public Safety, Industrial and Land Transportation Radio Services, is made on FCC form 400. There is no government charge for the station license. The licensee in the regular land mobile services may use any equipment in the FCC's "List of Equipment Acceptable for Licensing in the Radio Services other than Broadcast," as long as the equipment meets the technical specifications entered on the license.

## Responsibilities

Repairs and adjustments made on transmitters during installation,

servicing, or testing may be made by, or under the supervision of, a licensed radio operator holding a First or Second Class Radiotelephone license.

Operators of mobile transmitters in land mobile service (above 30 mc) do not require licenses where radio-telephone (voice) is used. But only properly authorized operators (Class 1 and 2) can make adjustments which affect the operating frequency or make any repairs to a transmitter.

Conformance to these regulations is the direct responsibility of the licensed person making the adjustments. Not only must he know the proper procedures but he also must know the accuracy of his instruments. The FCC monitors the operation of the transmitters and sends citations to all violators.

There are specific items included in the FCC requirements for maintenance. The important requirements are as follows: Carrier frequency, modulation deviation and power input.

## Operating Frequency

The FCC requires that the operating frequency of the aforementioned two-way radio transmitters be measured when: (a) the transmitter is installed, (b) a change is made in the transmitter which affects the frequency, and (c) at regular intervals. Regular intervals must not exceed one month when the transmitter is not crystal controlled, and 6 months when the transmitter is crystal controlled.

Below an operating frequency of 50 mc the tolerance is 0.01% and above 50 mc the tolerance is 0.005% of the assigned frequency for most transmitters. Closer tolerances for



## CHART I

### Commonly Used FCC Forms

- Form 400. Application for Radio Station Authorization in the Safety And Special Radio Services.
- Form 400-A. Request for Amendment of Radio Station Authorization.
- Form 401-A. Description of Proposed Antenna Structure(s), (Services other than Broadcast.)
- Form 405-A. Application for Renewal of Radio License.
- Form 456. Notification of Completion of Radio Station Construction.
- Form 505. Application for Citizens Radio Station Construction Permit and License.
- Form 753-1. Application for Restricted Radiotelephone Operator Permit by declaration.
- Form 756. Application for Commercial Radio Operator License or Permit.

transmitters have been proposed: 0.002 percent (25 to 50 mc) and 0.0005 percent (50 to 1000 mc.)

### Frequency Measurements

An accurate heterodyne or other type frequency meter is required to check the transmitter frequency. Accurate calibration means and excellent stability is an instrument prerequisite. Procedures outlined by the instrument manufacturer should be followed carefully. The general methods for measurements are:

- (a) Turn on the transmitter, without modulation, with its output connected to a dummy antenna load.
- (b) The heterodyne frequency meter should be adequately warmed up and a length of antenna attached. Length of the antenna will depend upon the signal strength, interference, noise level and the characteristics of the meter.
- (c) Carefully tune the meter to zero beat or null point of the frequency being radiated by the transmitter and note the dial setting. The difference between the frequency indicated by the dial setting and the assigned frequency can be considered the frequency difference. If difficulty is found in reaching the exact zero beat point, modulate the transmitter with a steady tone of about 500 cycles. The percentage of error or deviation

is given by:

$$f/F (100\%)$$

where  $f$  equals the difference between the actual carrier and the assigned frequency and  $F$  equals the assigned frequency.

For example, if the assigned frequency is 51.230 mc and the actual reading is 51.232 mc on the meter, then  $f$  is 0.002 mc (2kc), and the deviation from the correct frequency becomes approximately 0.0039%. If the frequency reads 51.233 mc or 0.003 mc difference (3kc), the deviation is approximately 0.0058% which is beyond the 0.005% allowable tolerance specified by the FCC.

### Modulation Checks

A modulation check is required by the FCC at the same time the frequency is measured. For FM transmitters the frequency of the carrier must not change more than 15 kc from the assigned center frequency; for AM transmitters modulation must be between 70 and 100% (negative peaks.)

There are several possible methods for measuring the deviation during normal modulation. One example given here is indicated in Fig. 1. The equipment for this method includes:

- (1) Modulation meter with a peak-modulation indication. The meter (a receiver-type instrument) should have direct-reading scales for the carrier frequency.

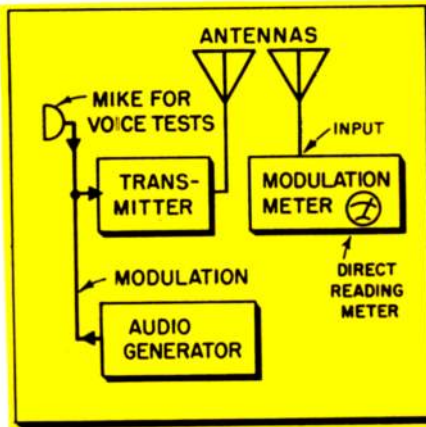


Fig. 1—Accurate modulation measurements of a transmitter can be made by voice-modulating, while checking with a meter.

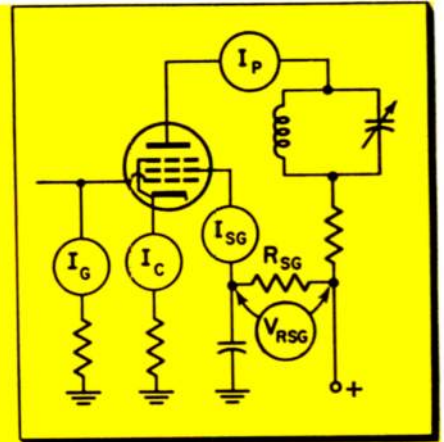


Fig. 2—Various points in a transmitter final amplifier where measurements can be made for computing the total input power.

- (2) Audio oscillator for the source of the modulating signal. (A normal voice-modulation check must also be made, as a signal generator will not show the voice peaks.)

Steps for making this measurement are:

- (1) Turn on the transmitter, modulation meter and audio oscillator. If the transmitter is not working into a dummy load, turn off the transmitter as soon as the test is completed to prevent interference.
- (2) Attach antenna of the proper length to the meter input. The antenna is cut at or near the resonant length for the center of the frequency of the transmitter.
- (3) Tune the modulation meter to the carrier frequency while the transmitter is not being modulated.
- (4) Modulate the transmitter with a 1000 cycle note from the audio oscillator. This will allow a preliminary adjustment of the transmitter modulation level, but normal voice transmission is the only way to check the actual voice peaks.
- (5) Adjust the transmitter so that modulation peaks do not exceed limitation prescribed by the FCC.
- (6) Use a normal speaking voice and a microphone to check voice peaks during voice

(Continued on page 65)

# Cumulative Article Index

All feature articles appearing in *ELECTRONIC TECHNICIAN*

From January through December 1959

## AUDIO, HI-FI, PA

Hi-Fi Servicing with a Harmonic Distortion Meter	N. H. Crowhurst & Robert Cornell	1/59-32
Overcoming Pitfalls in Audio Measurements	N. H. Crowhurst	2/59-40
New Hi-Fi Tuner Standards	Gary Wayne	3/59-40
Rumble, Flutter and Wow in Record Players	Perry Sheneman	4/59-39
Performance of Magnetic Tape	National Bureau of Standards	4/59-48
Low Cost Stereo Conversion	Salo Nachtigall	5/59-36
The Elusive Ground Loop	Mannie Horowitz	6/59-40
In the Swim with Sound	James Joseph	7/59-42
Ways and Means of Equalizing	N. H. Crowhurst	8/59-50
New Stereo Speaker Design		8/59-96
Stereo Discs—A Critical Appraisal		9/59-91
Stereo Discs—The Technical Story		9/59-92
Speaker Systems for Stereo		9/59-94
Stereo Changers & Turntables		9/59-96
Stereo Cartridges—A Year Later		9/59-98
Analyzing the Stereo Cartridge		9/59-100
Styli for Stereo		9/59-102
Stereo Tape & Tape Recorders		9/59-104
The Stereo Installation—Pitfalls & Precautions		9/59-106
Conversions for Stereo		9/59-108
Report on Stereo Broadcast		9/59-110
Stereo Products Catalog		9/59-115
Stereo Buyers Directory		9/59-131
Stereo Manufacturers		9/59-136
Hi-Fi Test Measurements Can Be Wrong	N. H. Crowhurst	10/59-38
Audio Troubleshooting with a Scope	R. G. Middleton	11/59-36
Microphone Loading		11/59-96
Aligning FM Tuners	N. H. Crowhurst	12/59-36

## BUSINESS

The Lowdown on Small Business Administration Loans	L. D. Farrar	1/59-35
Parts Procurement Problems	Jack Darr	2/59-50
N.Y. Legislation to Test & Certify TV Technicians		3/59-44
AD Campaign for Technicians		3/59-84
"Suggestion Selling" for Technicians	J. H. Kerner	4/59-74
Why Can't You Give Me a TV Repair Estimate Right Now?		5/59-40
23 Ways to Win Friends	E. W. Fair	7/59-38
"TV Militie" Enters Master Antenna Field	Herb Gerson	8/59-57
Should TV Servicing be Licensed?—A Forum	F. J. Moch	10/59-46
	Howard Wolfson	10/59-47
What's Your Service Score?	E. W. Fair	11/59-48

## CIRCUITS

Diagnosing & Troubleshooting Sync Circuits	Al Diamond	2/59-38
Printed Circuits and the Electronic Technician	S. R. Mihalic	6/59-34
Benchman's View of Keyed AGC	Perry Sheneman	6/59-36
The Elusive Ground Loop	Mannie Horowitz	6/59-40
Microminiaturization		6/59-55
Understanding and Servicing TV Automatic Noise Circuits	Bernard Green	10/59-36
Approach to Printed Circuit Servicing	Bernard Green	11/59-46

## COMPONENTS—TUBES—TRANSISTORS

Cold Cathode Vacuum Tube		2/59-52
Tube Racket—Four Years Later		3/59-58
Communications Statistics		3/59-80
The Nuvistor—A New Tube Design		4/59-38
The Solid-State Revolution	Allan Lytel	4/59-44
Brainwashing Small Thyratrons	R. L. Ives	4/59-51
Guide to Foreign Tubes	Robert Cornell	6/59-38
Internal Resistance of Dry Cells	National Bureau of Standards	6/59-60
Practical Transistor Testing	R. G. Middleton	7/59-34
Let's Look at Those New Semiconductors	J. T. Cataldo	8/59-52
Electro-Ionic Static Controls		8/59-100
Unloading the Flyback	Robert Cornell	9/59-38
Modules for Electronics	Allan Lytel	9/59-44
Transistor Test Circuits	R. H. Bowden	10/59-44
Frequency of TV Component Replacement		10/59-70
Interference-Free Glass Panel		10/59-94
Photocells for TV		12/59-34

## EDITORIALS

Welcome SERVICE Subscribers		1/59-29
Needed: A Professional Business Approach		2/59-31
Electronic Maintenance—Still with Us		3/59-31
A Real Future in Industrial Electronics		4/59-29
A Balanced Approach to TV Sales & Service		5/59-29
Your IQ		6/59-31
Printed Circuits		6/59-31
Cooking with Electrons		7/59-27
Needed: A Critical Look at the Spectrum		7/59-27
Citizens Band for Service Dealers		8/59-29
Legal Classification of Picture Tubes		9/59-29
Service Dealers Play Vital Role in Stereo Sales		9/59-35
Stereo 1960		9/59-35
The Great Licensing Debate		10/59-33
"Don't be a Vidiot!"		11/59-33
Difference of Opinion		12/59-31

## GENERAL

1958 TV-Electronic Industry Statistics		1/59-34
Cumulative Article Index, Jan. 1958 through Dec. 1958		1/59-42
Parts Procurement Problems	Jack Darr	2/59-50
N.Y. Legislation to Test & Certify TV Technicians		3/59-44
Tube Racket—Four Years Later		3/59-58
Communications Statistics		3/59-80
Solder Joint Reliability	A. B. Kaufman	4/59-34
Industrial Electronic Statistics		4/59-50
1959 Parts Show Preview		5/59-38
Why Can't You Give Me a TV Repair Estimate Right Now?		5/59-40
1959 ELECTRONIC TECHNICIAN BUYERS DIRECTORY		5/59-41
Technical Societies & Industry Associations		5/59-51
Electronic Schools		5/59-52
Microminiaturization		5/59-54
Electronic Speed Cooking for the Home is Here		6/59-55
Care of Soldering Irons	A. B. Kaufman	7/59-30
Overseas TV Developments		8/59-76
Metropolitan Detroit TV Repair Survey		8/59-78
Soviet Electronics Exposition		8/59-84
Statistical Analysis of the Electronic Industry	Frank Mansfield	9/59-42
Servicing Home Vacuum Cleaners	E. A. Mueller	9/59-50
Stereo Buyers Directory		9/59-131
Stereo Manufacturers		9/59-136
Technical Societies & Industry Associations		9/59-138
Should TV Servicing be Licensed?—A Forum	F. J. Moch	10/59-46
	Howard Wolfson	10/59-47

## INDUSTRIAL ELECTRONICS & COMMUNICATIONS

Radio Frequency Induction & Dielectric Heating	Allan Lytel	1/59-38
Citizens Radio Service	L. G. Sands	2/59-36
New Medical Electronic Tool "The Ultrascope"		2/59-56
Servicing Radar Speed Control Meters	L. G. Sands	3/59-34
Radio Silence for Small Office Machines	R. L. Ives	3/59-42
Slow Scan TV For Industry	Edward Noll	4/59-46
Performance of Magnetic Tape	National Bureau of Standards	4/59-48
Brainwashing Small Thyratrons	R. L. Ives	4/59-51
Reactors and Magnetic Amplifiers in Industrial Electronics	Barron Kemp	5/59-34
X-Rays at Work in Industry	Allan Lytel	6/59-42
Electronic Speed Cooking for the Home is Here		7/59-30
Citizens Band Q & A	Marty Bettan	8/59-32
Electronic Artificial Larynx		8/59-68
Prepare for Your FCC Operator License		8/59-81
Electro-Ionic Static Controls		8/59-100
Servicing DX Communication Receivers	L. G. Sands	9/59-40
Mobile Radio Universal Test Box	Larry Critchlow	10/59-42
Stroboscope Vibration Analyzer	National Bureau of Standards	10/59-48
Robot-Type Unit Replaces Man		10/59-93
Choosing a Mobile Radio System	Allan Lytel	11/59-42
Computer Analyzes Human Heartbeat	National Bureau of Standards	11/59-45
Maintaining Two-Way Radio	Allan Lytel	12/59-44



**SHOP HINTS**

Remote Control Jammed Channel Selector	RCA Service Co.	1/59-47
Tape the Complaints	Stan Clark	1/59-47
Test CRT Yoke Support	Harlan Dewitz	1/59-47
TV Oscillator Alignment	Adam Adams	1/59-47
Capacitor In-Circuit Test	L. C. Maly	2/59-46
Fader-Mixer	J. J. Rouleau	2/59-46
Magnetic Soldering Iron	P. R. Foster	2/59-46
Power Transformer Damper Winding Breakdown	F. M. Dickinson	2/59-46
A Sound Idea	L. G. Sands	3/59-45
In-Circuit Transistor Current Check	Motorola, Inc.	3/59-45
Go—No Go Tube Socket Test	A. W. Dodge	4/59-42
Hot Penny Removes Tube Socket	Marco Ling	4/59-42
Scope Checks Horizontal Components	RCA Service Co.	4/59-42
Converter Hum	Al Stohler	5/59-39
Quieting Controls	H. D. Mohr	5/59-39
Stereo—Mono Switch	H. D. Mohr	5/59-39
AGC & Horizontal Blanking	R. L. Goodman	6/59-57
Horizontal Oscillator Kills AGC	L. C. Huneault	6/59-57
Control Replacement	R. E. Maroney	7/59-43
Pilot Light Opens Filament	A. J. Krukowski	7/59-43
Quick Testing Phototubes	D. H. Sparks	7/59-43
Supply Voltage Polarity	G. M. Frieders	7/59-43
Aligning Auto I-F's	Delco Radio Div. GMC	8/59-64
Tube Socket Repair	M. E. West	8/59-64
TV Tuner Revision	RCA Service Co.	8/59-64
Ammeter Test Aid	A. J. Krukowski	9/59-54
Parasitic Oscillations	RCA Service Co.	9/59-54
Transistor Mounting	Delco Radio Div. GMC	9/59-54
Component Installation	J. D. Ducharme	10/59-49
Determining Open Resistor Values	A. J. Krukowski	10/59-49
Loose Back Covers	J. C. Thompson	10/59-49
Screw Holder	G. F. Stillwell	10/59-49
Transformer Repair	A. J. Krukowski	11/59-66
Sound Buzz	Olympic Radio & Television	11/59-66
Short Protector	RCA Service Co.	11/59-66
Splicing Aid	J. J. Momeno	12/59-50
CRT Focus Checker	A. J. Krukowski	12/59-50
Fine Tuner Binding	RCA Service Co.	12/59-50

**TELEVISION, RADIO**

Diagnosing & Troubleshooting Sync Circuits	Al Diamond	2/59-38
Rules for TV Set Owners & Technicians		3/59-82
Troubleshooting and Repairing TV Tuners	Al Diamond	4/59-32
Slow Scan TV For Industry	Edward Noll	4/59-46
Printed Circuits and the Electronic Technician	S. R. Mihalic	4/59-34
Benchman's View of Keyed AGC	Perry Sheneman	6/59-36
TV Antennas for Durability	F. R. Voorhaar	6/59-58
Manufacturer's Service Notes	Hoffman Electronics	6/59-62
New Developments in 1960 TV Lines		7/59-36
Sweep Alignment for AM Radio	Jack Darr	7/59-40
Metropolitan Detroit TV Repair Survey		8/59-84
Unloading the Flyback	Robert Cornell	9/59-38
Understanding and Servicing TV Automatic Noise		

Circuits	Bernard Green	10/59-36
Frequency of TV Component Replacement		10/59-70
Conquer Obscure Video Defects	Ray Mansfield	11/59-40
Approach to Printed Circuit Servicing	Bernard Green	11/59-46
Master Television Antennas		11/59-49
Photocells for Television		12/59-34
Japanese Transistor Radio Guide		12/59-38
Analyzing TV Damper Faults	E. C. Kiley	12/59-40

**TEST EQUIPMENT**


Hi-Fi Servicing with a Harmonic Distortion Meter	N. H. Crowhurst & Robert Cornell	1/59-32
Extend VOM or VTVM for Reactance Measurement	Al Diamond	1/59-36
Heterodyning Sine & Complex Waveforms	R. G. Middleton	1/59-40
Service & Lab Oscilloscopes	R. G. Middleton	2/59-34
Overcoming Pitfalls in Audio Measurements	N. H. Crowhurst	2/59-40
Sinewave Sweep Procedure for Oscilloscopes	R. G. Middleton	3/59-36
Practical Peak-to-Peak Scope Calibration Procedure	Robert Turner	4/59-36
Lissajous Patterns Aid Waveform Analysis	R. G. Middleton	5/59-32
Practical Transistor Testing	R. G. Middleton	7/59-34
Sweep Alignment for AM Radio	Jack Darr	7/59-40
Understanding Square Waves	R. G. Middleton	8/59-54
Hi-Fi Test Measurements Can Be Wrong	N. H. Crowhurst	10/59-38
Mobile Radio Universal Test Box	Larry Critchlow	10/59-42
Transistor Test Circuits	R. H. Bowden	10/59-44
Audio Troubleshooting with a Scope	R. G. Middleton	11/59-36

**"TOUGH DOG" CORNER**

Dynamic Voltage Divider	Robert Samodell	1/59-37
Screw Loose Hum	M. L. Levy	1/59-37
Low Volume & Noise	E. T. Roming	2/59-45
Shield That Tube!	M. E. West	3/59-39
Vertical Jitter	William Welsh	3/59-39
No High Voltage	W. G. Soppington	4/59-35
Annual Intermittent	Horace Lasher	5/59-37
Horizontal Hum	Peter Jentzen	5/59-37
Flux Troubles	L. A. Conner	6/59-64
No Vertical Sweep Due to Open Flyback	Ivan Ruggles	6/59-64
Sound Buzz Due to Open Capacitor	M. G. Goldberg	7/59-39
Visual High Voltage Arc Misleading	L. C. Huneault	7/59-39
Deceiving Vertical Sync	Jack Darr	8/59-49
Intermittent Negative Picture	F. A. Salerno	8/59-49
Heater Affects Vertical Deflection	G. L. Frichette	9/59-47
Variable Capacitor Deforms Raster	M. G. Goldberg	9/59-47
Inoperative New Tube	M. J. Downs	10/59-41
Retrace Hum Bar	F. A. Salerno	10/59-41
Over-Heating Flyback	H. E. Chace	11/59-39
Unstable Sync	F. A. Salerno	11/59-39
Intermittent Flashing	A. W. Coleman	12/59-48
Faulty CRT Kills Sound & Picture	R. F. Crocker	12/59-48

**CBS POWER TRANSISTORS**


Eight complementary NPN-PNP power transistor pairs are mounted in TO-10 (male) and TO-13 (female) packages and are supplied with solder lugs or flying leads. They feature high voltages (up to 100 volts). Applications include audio, control, voltage regulation, servo and computer. Maximum



collector current of 3 amps, a minimum large signal current gain of 30 (for a collector current of 0.5 ampere), and a maximum thermal resistance of 3° C/W. CBS Electronics, Danvers, Mass. (ELECTRONIC TECHNICIAN 12-3)

**Hewlett-Packard AMPLIFIER**

Model 154A dual channel amplifier permits direct observation of both current and voltage waveforms, when plugged into the firm's model 150A/AR oscilloscope. It has a current-sensing probe which clamps around a wire providing fast measurement and observation of current from 50 cps to 8 mc; sensitivity is calibrated from 1 ma/cm to 1 amp/cm in a 1-2-5 sequence. Sen-




sitivity of the voltage channel is 50 mv/cm to 20 v/cm and bandwidth is dc to 10 mc. Price, including probe, \$430. Hewlett-Packard Co., 275 Page Mill Rd., Palo Alto, Calif. (ELECTRONIC TECHNICIAN 12-18)

**Stromberg-Carlson PA SYSTEMS**

A new line of public address equipment features a series of "Signet" amplifiers covering requirements as high as 70 watts of rated output. The series are available in 10, 22, 33 and 70 watt ratings. In addition to the 110 volt amplifiers, a completely transistorized amplifier for mobile applications, operates



from a 12 volt auto battery or dry battery pack. It has a rated power output of 8 watts, frequency response 100 to 10,000 cps and weighs only 3 lbs. Stromberg-Carlson, 1490 N. Goodman St., Rochester 3, N. Y. (ELECTRONIC TECHNICIAN 12-50)



# "Tough Dog"

# Corner



## Difficult Service Jobs Described by Readers

### Intermittent Flashing

A Westinghouse chassis, No. V-2372-27, was brought into the shop after all tuner, i-f and video tubes had been changed. The trouble symptom was horizontal streaks, 3

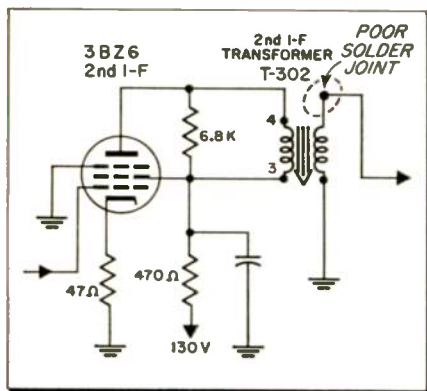


Fig. 1.—A difficult to locate intermittent fault in this TV was eliminated by resoldering a cold joint on the i-f transformer.

mained only the i-f section of the ailing set.

With an insulated tool I began probing for trouble among the i-f components on the printed board. It was difficult because the slightest vibration would start or stop the symptom. I realized it was necessary to develop the proper amount of vibration to definitely locate the trouble. After going over many components I came to T-302, the 2nd i-f transformer, shown in Fig. 1. The slightest disturbance of this transformer started and stopped the symptom. Examining all transformer contacts on the printed board showed no bad connections.

Going to the top side of the printed board, where T-302 is mounted, a careful check of the wiring indicated a poorly soldered connection of the feed-through wire from the bottom of the board to the coil tab. When this connection was

well soldered the set worked perfectly and no amount of vibration would cause the flashes to recur.—*Alvin W. Coleman, Greggton, Texas.*

### Faulty CRT Kills Sound & Picture

The set, a Zenith 15A25U, would operate with normal picture and sound for an indefinite length of time and then both would suddenly disappear—with only a raster remaining.

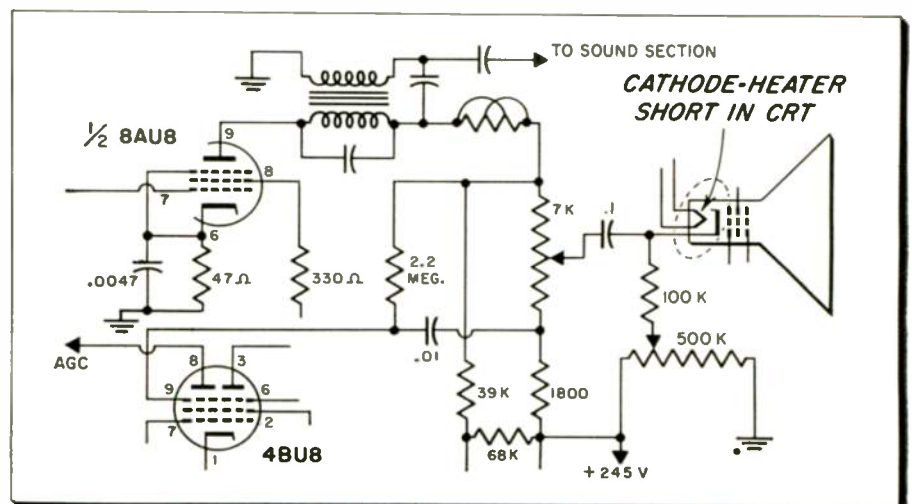
All tuner and video tubes, including the 4BU8 sync-agc, were substituted, without repairing the fault. A scope with demodulator probe showed little or no video from the first to the 3rd video i-f. A measurement of the negative voltage with a VOM on the grid of the 4CB6, 1st video i-f, with sound and picture on, showed approximately -5v. With

(Continued on page 78)

or 4 inches wide, across the screen.

With the chassis set-up on the bench and the antenna connected, I noticed that I could make the streaks come and go by slightly vibrating any part of the set. To eliminate the tuner as a source of trouble, I fed a signal from the tuner output of another nearby set, to the grid of the first i-f. The noise streaks were still there. I now disconnected the 1N64 video detector diode. The streaks disappeared. When the antenna was disconnected from the set no streaks appeared in the raster. This entire procedure not only eliminated the tuner as the source of the trouble but cleared the high voltage from suspicion as well. There now re-

Fig. 2—A heater-cathode short in the CRT caused a loss of both picture and sound.





# VACUUM TUBE VOLTMETER

## WITH NEW 6" FULL-VIEW METER



Compare it to any peak-to-peak V. T. V. M. made by any other manufacturer at any price!

- Uses new improved SICO printed circuitry.
- Employs a 12AU7 as D.C. amplifier and two 9006's as peak-to-peak voltage rectifiers to assure maximum stability.
- Meter is isolated from the measuring circuit by a balanced push-pull amplifier.
- Uses selected 1% zero temperature coefficient resistors as multipliers.

**AS A DC VOLTMETER:** The Model 77 is indispensable in Hi-Fi Amplifier servicing and a must for Black and White and color TV Receiver servicing where circuit loading cannot be tolerated.

**AS AN ELECTRONIC OHMMETER:** Because of its wide range of measurement leaky capacitors show up plainly. Because of its sensitivity and low loading, intermittents are easily found, isolated and repaired.

### SPECIFICATIONS

• DC VOLTS — 0 to 3/15/75/150/300/750/1,500 volts at 11 megohms input resistance. • AC VOLTS (RMS) — 0 to 3/15/75/150/300/750/1,500 volts. • AC VOLTS (Peak to Peak) — 0 to 3/40/200/400/800/2,000 volts. • ELECTRONIC OHMMETER — 0 to 1,000 ohms/10,000 ohms/100,000 ohms/1 megohm/10 megohms/100 megohms/1,000 megohms. • DECIBELS — 10 db to + 18 db, + 10 db to + 38 db, + 30 db to + 58 db. All based on 0 db = .006 watts (6 mw) into a 500 ohm line (1.73v). • ZERO CENTER METER — For discriminator alignment with full scale range of 0 to 1.5/7.5/37.5/150/375/750 volts at 11 megohms input resistance.

**AS AN AC VOLTMETER:** Measures RMS value if sine wave, and peak-to-peak value if complex wave. Pedestal voltages that determine the "black level" in TV receivers are easily read.

Comes complete with operating instructions, probe, leads, and steamlined carrying case. Operates on 110-120 volt 60 cycle. Only... **\$42.50**

# C.R.T. TESTER

## Tests and Rejuvenates ALL PICTURE TUBES



### ALL BLACK AND WHITE TUBES

From 50 degree to 110 degree types — from 8" to 30" types.

### ALL COLOR TUBES

Test All picture tubes—in the carton—out of the carton—in the set!

• Model 83 is not simply a rehashed black and white C.R.T. Tester with a color adapter added. Model 83 employs a new improved circuit designed specifically to test the older type black and white tubes, the newer type black and white tubes and all color picture tubes.

- Model 83 provides separate filament operating voltages for the older 6.3 types and the newer 8.4 types.
- Model 83 employs a 4" air-damped meter with quality and calibrated scales.
- Model 83 properly tests the red, green and blue sections of color tubes individually—for each section of a color tube contains its own filament, plate, grid and cathode.
- Model 83 will detect tubes which are apparently good but require rejuvenation. Such tubes will provide a picture seemingly good but lacking in proper definition, contrast and focus. To test for such malfunction, you simply press the rej. switch of Model 83. If the tube is weakening, the meter reading will indicate the condition.
- Rejuvenation of picture tubes is not simply a matter of applying a high voltage to the filament. Such voltages improperly applied can strip the cathode of the oxide coating essential for proper emission. The Model 83 applies a selective low voltage uniformly to assure increased life with no danger of cathode damage.

Model 83 comes housed in handsome portable Saddle Stitched Texon case—complete with sockets for all black and white tubes and all color tubes. Only **\$38.50**

# TUBE TESTER



★ Tests all tubes, including 4, 5, 6, 7, Octal, Lock-in, Hearing Aid, Thyatron, Miniatures, Sub-miniatures, Novals, Sub-minars, Proximity fuse types, etc.

★ Uses the new self-cleaning Lever Action Switches for individual element testing. Because all elements are numbered according to pin-number in the RMA base numbering system, the user can instantly identify which element is under test. Tubes having tapped filaments and tubes with filaments terminating in more than one pin are truly tested with the Model TW-11 as any of the pins may be placed in the neutral position when necessary.

★ The Model TW-11 does not use any combination type sockets. Instead individual sockets are used for each type of tube. Thus it is impossible to damage a tube by inserting it in the wrong socket.

★ Free-moving built-in roll chart provides complete data for all tubes. All tube listings printed in large easy-to-read type.

**NOISE TEST:** Phono-jack on front panel for plugging in either phones or external amplifier will detect microphonic tubes or noise due to faulty elements and loose internal connections.

### EXTRAORDINARY FEATURE

**SEPARATE SCALE FOR LOW-CURRENT TUBES:** Previously, on emission-type tube testers, it has been standard practice to use one scale for all tubes. As a result, the calibration for low-current types has been restricted to a small portion of the scale. The extra scale used here greatly simplifies testing of low-current types.

The Model TW-11 operates on 105-130 Volt 60 Cycles A.C. Comes housed in a handsome portable saddle stitched Texon case. Only... **\$47.50**

# RCA RADIATION COUNTER

MADE TO SELL FOR \$150 — OFFERED FOR ONLY **\$47.50** NET

(Much less than cost of Manufacture.)



INDICATES RADIOACTIVITY IN 3 WAYS!

- 1—BY NEON
- 2—BY PHONE
- 3—BY METER

Endless experiments and discoveries in the new exciting field of nuclear energy are made possible when you acquire this finely built and engineered device. In the past, a rugged counter which was suitable for the prospecting of radio-active ores such as uranium, thorium and radium, was unsuitable for laboratory work due to the inability of combining accuracy with ruggedness. Conversely a laboratory counter, while being extremely sensitive, could not withstand use in the field where it would be subjected to abuse and abnormally hard knocks. In the laboratory where determination of intensity (counts) of a reading are necessary, the WF-10AWB provides sensitivity for surpassing many laboratory counters.

**SPECIFICATIONS**  
Employs the extra sensitive 1B85 Bismuth Type Geiger Counter Tube. Sensitivity is .05 Roentgens per hour (1 MR/HR=2,000 counts per minute). • Three counting ranges: 0-100/1,000/10,000 counts per minute. • Handy reset button. • Ideal for survey work because the complete unit weighs only 5 1/2 lbs. • Sight and sound indications by neon flashes and headphone. Then when an indication is obtained you switch to meter reading for exact measurements. • Decontamination easy with damp cloth applied to the weather-

proofed aluminum case. • A radioactive specimen is included for instrument checking and experiments. • Included at no extra charge—U. S. Atomic Energy Commission booklet titled "Prospecting with a Counter". • R.C.A. Model WF-10AWB comes complete with self-contained batteries which provide over 200 hours of intermittent operation.

Comes with complete set of batteries, carrying strap, head- phone, radio-active specimen and A.E.C. booklet. Only **\$47.50**

# SHIPPED ON APPROVAL

# NO MONEY WITH ORDER — NO C. O. D.

Try any of the above instruments for 10 days before you buy. If completely satisfied then send down payment and pay balance as indicated on coupon. **No Interest or Finance Charges Added!** If not completely satisfied return unit to us, no explanation necessary.

MOSS ELECTRONIC, INC.  
Dept. D-704, 3849 Tenth Ave., New York 34, N. Y.

Please send me the units checked on approval. If completely satisfied I will pay on the terms specified with no interest or finance charges added. Otherwise, I will return after a 10 day trial positively cancelling all further obligations.

Name \_\_\_\_\_  
Address \_\_\_\_\_  
City \_\_\_\_\_ Zone \_\_\_\_\_ State \_\_\_\_\_  
All prices net, F.O.B., N. Y. C.

Model 77... Total Price \$42.50 \$12.50 within 10 days. Balance \$6.00 monthly for 5 months.

Model TW-11... Total Price \$47.50 \$11.50 within 10 days. Balance \$6.00 monthly for 6 months.

Model 83... Total Price \$38.50 \$8.50 within 10 days. Balance \$6.00 monthly for 5 months.

RCA Radiation Counter... Total Price \$47.50 \$11.50 within 10 days. Balance \$6.00 monthly for 6 months.

# SHOP HINTS



## Tips for Home and Bench Service

### CRT Focus Checker

Many manufacturers use a jumper strap on the CRT base for focus adjustment. This jumper is placed between pins 6 and 2 or between 6 and 10, whichever provides best focus. The change in focus in each position of the jumper is usually quite small, and selecting the best location of the jumper is difficult as the set is shut off during the jumper change. By constructing the unit shown in Fig. 1, the best position of the jumper can be readily determined as both jumper positions can be tried with a flick of the switch.

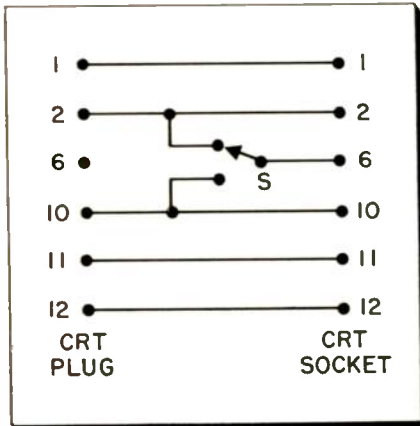


Fig. 1—A low-cost time-saving device selects proper CRT pin for focus jumper strap.

The cost of construction can be made very low by using a discarded CRT brightener. The switch positions should be marked with the respective CRT pin numbers.—Albert J. Krukowski, West Springfield, Mass.

### Fine Tuner Binding

If binding between the fine tuning cam shaft and the tuner detent shaft is experienced with some RCA 170-P-042 and "U" series TV receivers, slight enlargement of the hole in the fine tuning cam shaft will correct the condition. First, remove the spring grip washer holding the fine tuning cam gear and slide the gear

off the front end of the detent shaft, as shown in Fig. 2. Remove the tuner shield and the three screws

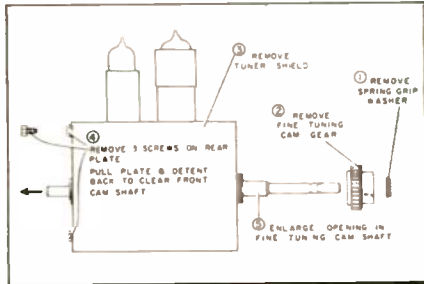


Fig. 2—Fine tuner binding on some RCA TV's can be corrected by enlarging hole in cam shaft with a 1/4" drill held in a tap wrench.

holding the back plate of the tuner. Slowly pull the plate and detent shaft to the rear until the shaft is just clear of the fine tuning cam at the front of the tuner.

Using a 1/4 inch drill, held in a tap wrench or pin vise, carefully enlarge the hole through the cam. Use extreme care not to damage the front wafer of the tuner. Remove all metal particles resulting from the drilling and any burrs that may be present on the detent shaft. Lubricate the detent shaft before reassembling the tuner.—RCA Service Company, Camden, N.J.

### Splicing Aid

Did you ever want to check a resistor or capacitor but hesitated to disconnect a flock of wires at a tube socket or other tie point because of difficulties in proper resoldering? Here is an easy way to overcome this problem, equally useful in handwired or printed circuit sets. Take a length of #22 bare tinned wire and two sizes of twist drills; one size to equal the thickness of the lead on one-half watt resistors and one size to equal the thickness of the lead on two-watt resistors. I use only two sizes. Wind the wire tightly on the shank of the twist drill, leav-

ing a small space between the windings. Make the spirals three eighths to a half inch long.

Now cut the lead on the resistor or capacitor to be checked, leaving an equal amount of lead on each side of the cut. Make the test you desire and then slide a spiral over one end of the cut, bring the ends together and then slide the spiral back so that it covers the cut, as illustrated in Fig. 3. Crimp both ends of the spiral lightly with long nose pliers.

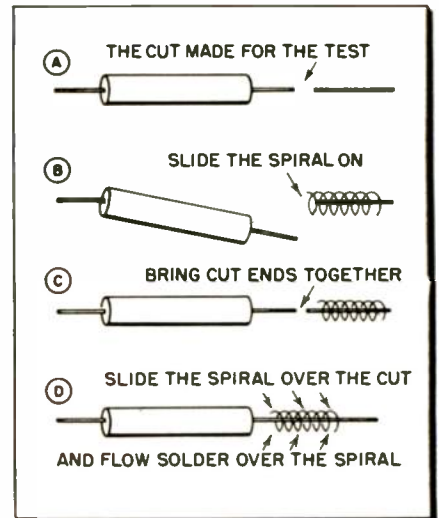


Fig. 3—After a lead is cut and component tested, slide a tight fitting tinned wire spiral over both ends, centering spiral over cut. Crimp spiral ends and solder.

Flow solder over the spiral and you are back in business in a minimum of time and effort with a neat, secure splice. I make up a few dozen in advance, having plenty on hand when needed.—Joseph J. Momeno, St. Louis, Mo.

### SHOP HINTS WANTED!

\$3 to \$10 for acceptable items. Use drawings to illustrate whenever necessary. A rough sketch will do. Photos are desirable. Unacceptable items will be returned. Send your entries to "Shop Hints" Editor, ELECTRONIC TECHNICIAN, 480 Lexington Ave., New York 17, N. Y.



# GET *more!* DO *more!* MAKE *more!*

PROFIT PROFESSIONALLY ON EVERY CALL WITH

NEW



## LOW-COST PROFESSIONAL Model 550 DYNA-QUIK DYNAMIC MUTUAL CONDUCTANCE TUBE TESTER



Model 550

NET \$119<sup>95</sup>

### MODEL 550 DYNA-QUIK TUBE TESTER


*Tests Each Section of Dual-Section Tubes Separately*

Great new value in professional quick-check at small cost. Provides more tube sockets to test more tubes faster. Accurately checks most of the TV and radio tubes usually encountered in everyday service work. Tests each section of dual-section tubes separately. Measures true dynamic mutual conductance. Checks tubes for shorts, grid emission, gas content, and leakage. Completely tests each tube in seconds, checks average TV set in a few minutes, in home or shop. One switch tests everything. Fast, convenient reference listings on socket panel. Patented circuit provides automatic line voltage compensation. 7-pin and 9-pin straighteners on panel. Handsome, luggage-type carrying case. Net, \$119<sup>95</sup>

### MODEL 650 DELUXE DYNA-QUIK

*Today's Finest Portable Tube and Transistor Tester*

Accurately checks over 99% of the tubes most widely used in television receivers, plus popular home and portable radio tubes. Tests over 600 tube types. Lists over 125 most popular tube types, with settings, on socket panels for maximum operating speed. Complete listing in fast, index-type selector. Measures true dynamic mutual conductance. Tests each section of multiple tubes separately for GM, Shorts, Grid Emission, Gas Content and Life. Includes 16 spare sockets and ample filament voltages for future new tube types. Transistor Section checks transistors, diodes, and selenium rectifiers. Luggage-type carrying case. Net, \$169<sup>95</sup>



*Get More for Your Money*

—IN SPEED, ACCURACY, AND VALUE




*Save Customers*

—SAVE CALL-BACKS, SAVE COST



*Sell More Tubes*

—MAKE MORE MONEY PER CALL



Model 650



**B & K MANUFACTURING CO.**  
1801 W. BEILE PLAINE AVE • CHICAGO 13, ILL.

Canada: Atlas Radio Corp., 50 Wingold, Toronto 10, Ont.  
Export: Empire Exporters, 277 Broadway, New York 7, U.S.A.

See Your Distributor or Send Now for Bulletin ST24-T

# the BIG SWITCH is to ELMENCO



## dipped mylar\* - paper capacitors

The revolutionary LOW COST capacitor that puts an end to "Call-Backs"

**RELIABILITY** . . . Elmenco dp Mylar<sup>o</sup>-Paper Capacitors have achieved a reliability that meet missile and computer requirements. They are thoroughly and continually tested during production to insure outstanding performance. For example a 0.1 mfd. dp capacitor operated at full rated voltage and at 105° C will have a life expectancy of more than 5,000,000 unit hours.

**MOISTURE-PROOF** . . . Elmenco dp Capacitors are specially processed and vacuum dipped to obtain solid impregnation and a rugged moisture-proof coat designed to withstand 4 times more humidity than the best molded capacitors used in the past.

**MINIATURIZED** . . . These capacitors are 50% smaller than other brands and can be used in printed circuit and transistor application. Thousands of service technicians are switching to Elmenco dp quality Capacitors. Why not see your Arco distributor today and get the best.

**dp 5-PAKS** . . . Look for the ARCO dp 5-PAK on the big blue and yellow display rack. Each value packed 5 to a 5-PAK in transparent bag for your convenience.

For full information write for Bulletin T-12.

# ARCO electronics inc.

64 White St., New York 13, N. Y. • Branches: Los Angeles 35 • Dallas 19


\* Dupont Trademark

## NEW PRODUCTS

For more information, write in ELECTRONIC TECHNICIAN's new product code number on coupon, on page 57.

### Centralab PACKAGED CIRCUITS

Three new packaged electronic circuits have been added to the firm's PEC replacement line. They are PC-341, PC-342, and PC-343 and have their primary applications in RCA and Philco



TV sets. The firm estimates that there are over 450,000 TV sets in the field in which these packaged circuits may be used. Centralab, Div. Globe-Union, Inc. 900 E. Keefe Ave., Milwaukee 1, Wis. (ELECTRONIC TECHNICIAN 12-5)

### Olson HEADPHONE ADAPTOR

SW-144 monaural headphone adaptor enables listening to any radio, TV, phonograph or amplifier through headphones without disturbing others. Two sets of phones can be connected at one time. Switch allows speaker to be turned off. Volume control adjusts level



of headphone volume. Comes with 20 feet of flat 3-conductor cable and instructions and two standard 1/4" phone jacks. 4"x2 5/8"x1 5/8". Price, less earphones, \$3.00. Olson Radio Corp., 260 S. Forge St., Akron, Ohio. (ELECTRONIC TECHNICIAN 12-38)




# CTS-IRC

## 2 GREAT LINES

join to bring you three great servicing advantages

**QUALITY • COVERAGE • CONVENIENCE**



**CTS-IRC**

**Auto Radio Controls**

98 Controls for 199 different makes and models of car and truck radios.



**CTS-IRC**

**Buzz-Bias Controls**

New miniature controls for hum balance, centering, hold, locking. 26 values in all.



**CTS-IRC**

**Exact Duplicate Shafts**

Complete line of exact duplicate inner and outer shafts for CONCENTRIKIT.



**CTS-IRC**

**Control Kits & Accessories**

Contain shaft, ground plates, bushing, cover, etc. for assembling with base elements.



**CTS-IRC**

**Special Purpose Controls**

L and T Pads for sound systems and speaker controls; TV attenuators; Loudness Controls.



**CTS-IRC**

**Type Q Volume Controls**

Basic Radio-TV technicians' control. Biggest selling replacement control. Complete up-to-date coverage.



**CTS-IRC**

**Wire Wound Controls**


High voltage controls for TV, 2 and 4 watt universal types; universal wire wound multi-sections.



**CTS-IRC**

**TV and Radio Controls**

Over 1150 exact duplicates . . . factory pre-assembled. Over 200 auto radlo concentric dual controls.



**CTS-IRC**

**Concentrikit Base Elements**

Revolutionary system that allows stacking. Coverage of hundreds of requirements with small stock.



**CTS-IRC Military**

**and Industrial Controls**

170 Variable Resistors in 6 styles covering MIL-R-94B composition and MIL-R-19A wire-wound specs.


**COMING SOON!** Pull-push switches, printed circuit controls, stereo controls, transistor controls.

**INTERNATIONAL RESISTANCE COMPANY,** Department 906, 414 N. 13th Street, Philadelphia 8, Pa.

Pioneer Ice Cream Division,  
The Borden Co.



puts faith in  
**RCA  
Power  
Tubes**



for trouble-free  
two-way radio  
communication



"In our servicing operation, reliability of radio communication is essential because most calls are emergencies in which minutes are vitally important. That's why we use RCA Power Tubes in every mobile and fixed station unit. We know we can depend upon them. And they offer tube dollar economy that keeps maintenance costs at a minimum," asserts Jack Mullin, General Manager, Ice Cream Cabinet Refrigeration Service.

With the help of RCA communications tubes, Pioneer provides fast, reliable servicing of freezer equipment for thousands of dealer-customers in the metropolitan New York and New Jersey area—and good service is good business. It's *always* good business practice to specify RCA Power Tubes for your communications requirements because they are tops in performance, long-life, and low-cost operation.

Call your RCA Industrial Tube Distributor today. He handles the entire line of RCA tubes for fixed and mobile communications.



**RADIO CORPORATION OF AMERICA**

Electron Tube Division


Harrison, N. J.

For the name of your nearest RCA Industrial Tube Distributor, call Western Union by phone number and ask for Operator 25.



**Mallory STEREO CONTROLS**

Two new series "L" controls are: "LA," a level control for monaural hi-fi equipment, available in ratings of 8 and 16 ohms; and "LL," a dual tandem design for stereo balance or master volume control for low level, low impedance audio circuits, available

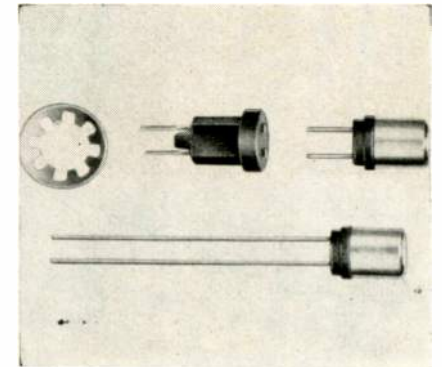


in ratings of 8, 16 and 50 ohms impedance. Each unit is packaged with wiring instructions, mounting nuts to permit adjusting bushing length up to 1", a knob and a two-faced dial plate. P. R. Mallory Co. Inc., P. O. Box 1558, Indianapolis 6, Ind. (ELECTRONIC TECHNICIAN 12-1)

**Littelfuse**

**SUB-MINIATURE FUSE**

Measuring 0.205" in diameter and 0.270" in length, the "Microfuse," with a new type of filament wire, permits close resistance tolerances and high reliability in blowing characteristics across the wide range from 1/500 amp



thru 5 amps at 125 volts. Blowing specifications are: Life—100% of rating; 0-10 seconds—150% of rating. Available in pigtail variety, for soldered connections, and in plug-in variety for chassis or printed circuit board mounting. Littelfuse, Inc., Des Plaines, Ill. (ELECTRONIC TECHNICIAN 12-2)

For more information, write in ELECTRONIC TECHNICIAN's new product code number on coupon, on page 57.



# 1

**number one** of a series of  
Cornell-Dubilier  
50th Anniversary Deals!

CDE

## MINIATURIZED MYLAR



**FOR THE PRICE OF PAPER**

You read it right! Now you can get C-D's miniaturized 100% Mylar\* film-wrapped capacitors at prices you'd normally expect to pay for paper-dielectric types! And these C-D Mylars—with their epoxy-anchored leads—are the universal types you use daily, especially for hard-to-get-at repairs. Not a dust-collector in the assortment!

**HERE'S THE DEAL:**

Quantity	Type No.	Capacitance (mfd.) ±10% Tolerance	Voltage (DCW)
10	WMF6S1	.01	600
10	WMF6S22	.022	600
10	WMF6S47	.047	600
10	WMF5P1	.1	600

All 40 pieces for only ~~\$140~~ **\$870**  
(dealer net)

**HERE'S THE PACKAGE:**

Typical of the quality C-D builds into every capacitor in their complete line, the assortment's sturdy, space-saving, clear plastic container fits easily into your tool kit. And, when the box is empty, it's perfect for holding small tools and parts you want at a moment's notice.



**HERE'S HOW TO GET IN ON IT:** First in a Series of C-D 50th Anniversary Deals, this limited-time offer is designed to save you money... help you do your job better, easier... keep your customers happy! Get the whole story—and the deal—from your C-D Distributor. Call him today! Get in on Cornell-Dubilier's 50th Anniversary Sales Celebration. (Also ask about C-D's complete capacitor line for industrial electronic maintenance.)

\*Du Pont Reg. T.M.

**CDE CORNELL-DUBILIER ELECTRIC CORPORATION**  
Affiliated with Federal Pacific Electric Company




there's  
a **C-D vibrator** for every  
make and model

The C-D brand name on a vibrator is your guarantee of dependable performance, long trouble-free service. Because C-D vibrators are built to last, you can use them with full confidence. That's why it pays to reach for a C-D when a vibrator replacement is called for.

Remember, too, that there's a C-D vibrator type for every make and model car on the road. And the C-D VIBRATOR REPLACEMENT GUIDE makes it quick and easy for you to select the exact type required. Ask your local C-D distributor for a free copy of VIB-3, or write to Cornell-Dubilier Electric Corp., S. Plainfield, N. J.

### Jerrold NETWORKS


The new TX series antenna mixing networks provide multi-set homes with all-direction reception at the same time on one common line. The models, in the TX series, can be used individually or in any combination to reject unwanted channels and to bring in weaker sta-



tions. They will mix cut-to-channel antennas with a single broad band antenna, separate individual channels, mix or separate VHF and UHF, and mix or separate VHF, TV and FM . . . all without loss of signal. Jerrold Electronics Corp. 15th & Lehigh Ave., Philadelphia 32, Pa. (ELECTRONIC TECHNICIAN 12-24)

### Entron OUTLETS

Available are a series of flush mounting outlets; surface mounting outlets and a group of two-outlet riser line splitters in attenuations from 10 db to 30 db. All three series provide response flat from AM through VHF. The decorative finish OB series (surface mounting) and OP series (flush mounting)



measure 1-1/8"x2 1/16"x3". The flush or surface mounting two-outlet riser line splitters, available for RG-59 or RG-11 type cable, measure 5"x1-1/8"x1-5/8" and are finished in gold iridite. All are equipped with the firm's new "Tug-Plug" fitting for 75 or 300 ohms. Entron, Inc., P. O. Box 287, Bladensburg, Md. (ELECTRONIC TECHNICIAN 12-27)

For more information, write in ELECTRONIC TECHNICIAN's new product code number on coupon.



**CORNELL-DUBILIER ELECTRIC CORPORATION**  
Affiliated with Federal Pacific Electric Company



# FREE LITERATURE

To receive the literature below without charge, simply circle the numbers on the coupon corresponding to the items of interest. Cut out and mail to **ELECTRONIC TECHNICIAN**, 480 Lexington Ave., New York 17, N. Y.

**1 Ceramic Capacitors:** Literature is available covering a complete new line of Elmenco disc ceramic capacitors. Designed for dependable performance and economy, they have higher voltage ratings, rugged phenolic coating, high temperature wax impregnation and are "space saving" in size. (1B12: Arco Electronics, Inc.)

**2 Two-Way Radio:** A new mobile radio dealer sales program is described in literature. The program has been planned to aid two-way radio service companies in their servicing and selling activities. (2B12: Bendix Radio)

**3 Two-Way Radio:** A new transistorized frequency meter, for servicing two-way radio, is covered in literature. The unit is portable, lightweight, compact and transistorized. Works on adjacent or split channel systems. (3B12: Allen B. Du Mont Labs.)

**4 Master TV Antenna System:** An illustrated four-page short form catalog lists features and technical data on the firm's newly developed master TV antenna system. The system is designed to provide studio monitor reception with one antenna in multi-set installations. (4B12: Entron, Inc.)

**5 Cartridges:** A new 16-page phonograph cartridge catalog and stock control record with a unique silhouette matching method

covers all the 51 cartridges in the firm's line. Includes list prices, voltages and suggested minimum quantity to stock. (5B12: Jensen Industries)

**6 Tube Testers:** A new handy pocket-size brochure, illustrated and printed in two colors covers the firm's complete line of tube testers. Includes two new units. Specifications and prices and full details are given. (6B12: Seco Mfg. Co.)

**7 Antennas:** "A Guide to the Proper Selection of TV Antennas" is the title of a new 12-page booklet. Illustrations, diagrams and a list of TV stations are included. (7B12: Technical Appliance Corp.)

**8 TV Knobs:** A first in the industry is a new wall chart showing 112 most-wanted TV replacement knobs. Photographs of knobs designed to handle over 80% of all TV replacement needs are shown. Information on TV set model numbers, replacement knob number and cross reference data are included. (8B12: TV Development Corp.)

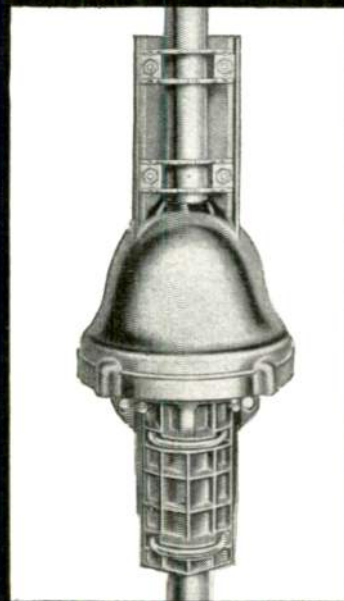
**9 Antennas:** A colorful illustrated giant circular describes the new promotion on the firm's Color'Ceptor antenna line. In the promotion are sales kits, hanging signs, road signs, window decals etc. (9B12: Winegard Co.)

CUT HERE

Use this coupon, or your letterhead, before January 20, 1960

- Circle free literature numbers.    1    2    3    4    5    6    7    8    9
- For more data on new products and bulletins write code numbers .....
- Fill in your name and address. Mail promptly.  
 Name .....
- Position ..... Firm .....
- Address .....
- City ..... Zone ..... State .....

## Cornell-Dubilier Rotors



turn profits  
your way

Whether you are after original installation business or replacement sales, you'll find the rotor best-suited for any job in the complete CDR line. Consider, the heavy-duty TR-4 recommended for areas where ice-storms, heavy snowfalls and strong winds impair the efficiency of antennas turned by ordinary rotors. Your CD Rotor distributor is ready to show you why the TR-4 and other CD Rotors are the easiest to install...most satisfactory in the long run. Write for catalog TVR to Cornell-Dubilier Electric Corp., S. Plainfield, N. J.

**CDE** **CORNELL DUBILIER**  
 Affiliated with Federal Pacific Electric Company

# Hit any target



with  
**Centralab**  
**Universal Shaft**  
**Model B**  
**Radiohm® Controls**



If you're aiming for faster servicing and greater profits, ask for CENTRALAB Model B Controls. These are the only replacement carbon controls with a truly universal shaft that adapts to any application.

For any shaft target—split knurl, shallow flat, deep flat, half round, round, etc.—the Model B hits the bulls-eye. Its universal fluted, knurled-type shaft adapts to all knobs perfectly. AC Line switches snap right on, trigger-quick, to convert the control to a switch type unit.

Shoot right over to your CENTRALAB distributor and stock up on Model B Controls . . . and while you're there, be sure to Tell him you want your free copy of the brand-new CENTRALAB catalog.

# Centralab


B-5957 

A DIVISION OF GLOBE-UNION INC.  
 902 L. E. KEEFE AVE. • MILWAUKEE 1, WIS.  
 IN CANADA: 669 Bayview Ave. • Toronto 17, Ont.

**CONTROLS • ROTARY SWITCHES • CERAMIC CAPACITORS**  
**PACKAGED ELECTRONIC CIRCUITS • ENGINEERED CERAMICS**

## Scott FM TUNER


A new model of the 310 FM Tuner, designated as 310C, has increased sensitivity to 1.5µv for 20 db of quieting on 300 ohm antenna terminals. Like its predecessor, it incorporates wide-band design to insure drift-free reception, station separation, high sensitivity and



undistorted response. A local-distant switch has been added to give ultimate sensitivity in fringe areas. The tuner is instantly adaptable to multiplex. A new rotary knob and dial assembly make it easier to read and tune. H. H. Scott, Inc., 111 Powdermill Rd., Maynard, Mass. (ELECTRONIC TECHNICIAN 12-31)

## Duotone STEREO NEEDLES

"Duotone 666," a new display unit for self-service, is in the form of a miniature stage with the proscenium lettered "Duotone Stereo Stage." Six best-selling stereo needles are lined up in a row on each of three panels. A wide center panel holds 6 needles for Sonotone stereo players. Each of two




side panels, form wings of the stage, and each hold 6 more stereo needles; one side for Ronnette the other side for RCA. Needle prices are indicated above each row. The display is free to needle dealers with the purchase of "Duotone 666" assortment. Retail list is \$51.00. Duotone Co., Keyport, N. J. (ELECTRONIC TECHNICIAN 12-35)



### Clarostat POTENTIOMETER

Type 45 wirewound potentiometer.  $1\frac{1}{8}$ " diameter size, features a power rating of 4 watts at 40°C., derated to zero at 135° C.; resistance tolerances of  $\pm 10\%$  or closer; one tap only at 50%  $\pm 2\%$  of resistance; 300° mechanical and electrical rotation, 280° effective.



1.2 to 6 oz./in. torque. The new construction is suitable for ohmage from 1 to 10,000, linear, and compatible with resistance wire sizes and contact pressures well within safe limits. Clarostat Mfg. Co., Inc., Dover, N. H. (ELECTRONIC TECHNICIAN 12-4)

### Philco CAPACITOR KIT

A new ceramic case capacitor kit, part #320-8002, includes 70 ceramic case capacitors of 12 different types, a clear plastic "see thru" box and a two color description label. Philco Corp., Parts-Accessories, "C" and Westmoreland Sts., Philadelphia 34, Pa. (ELECTRONIC TECHNICIAN 12-15)

### Vaco HAND TOOLS

A new counter or window display, No. SP-500, consists of a "see-thru" two-tone plastic box containing five chrome-tone nut drivers in the most popular sizes. The box measures 5"x7"x1 $\frac{1}{2}$ " deep, with hinged lid. The nut drivers have color-coded handles:



3/16", black; 1/4", red; 5/16", yellow; 11/32", green; and 3/8", blue. Other features include: tempered sockets, high torque, hex size stamped on the dome and fully polished nickel-chrome shafts. Price, per set, \$4.95. Vaco Products Co., 317 E. Ontario St., Chicago 11, Ill. (ELECTRONIC TECHNICIAN 12-13)

the New

# STANCOR

## TV REPLACEMENT GUIDE



is always  
up-to-date  
is available FREE  
to qualified  
servicemen

The new *loose-leaf* Stancor TV Transformer Replacement Guide is just off the press. Its new format makes it the easiest-to-read, easiest-to-use guide ever published. This valuable service reference now lists complete transformer replacement data on over 17,000 models and chassis of 151 brands. It is kept up-to-date by regular mailings directly from Stancor to each registered owner of the TV Guide.

There is no charge for it. Professional servicemen can get it free . . . through authorized Stancor distributors. Just ask your distributor for a Stancor TV Guide registration card, and mail it to us.

**CHICAGO STANDARD TRANSFORMER CORPORATION**  
3513 WEST ADDISON STREET . CHICAGO 18, ILLINOIS

SARKES  
TARZIAN

## Replace

RECTIFIER TUBE TYPES  
816, 836, or 3B28  
and 866 at reduced voltage  
with Tarzian  
Tube Replacement  
Silicon Rectifier S-5343

AVAILABLE THROUGH YOUR DISTRIBUTOR

SARKES TARZIAN, INC.  
SEMICONDUCTOR DIVISION  
415 north college · bloomington, indiana

- DIRECTLY INTERCHANGEABLE
- LONG LIFE
- GREATER CURRENT CAPACITY
- SMALL SIZE
- HIGHER EFFICIENCY
- SAFETY CONSTRUCTION
- TEMPERATURE VERSATILITY
- NO WARMUP PERIOD

SEE OTHER TARZIAN ADS IN THIS ISSUE

**FRED BUTTNER'S YELLOW PAGES AD** (1/4-page reduced) features the important facts about his business, as well as some of the well-known brands he services. Buttner's has been a Yellow Pages advertiser since 1950.



**T.V. TROUBLES?**  
WE SERVICE ALL MAKES

ZENITH TELEVISION

ADMIRAL      SALES & SERVICE      EMERSON

OLYMPIC      Reasonable Prices      RCA

HOFFMAN      All Work Guaranteed      PHILCO  
Balanced Beam

DUMONT      EV 9-0432      Motorola

SERVICING ANYWHERE      STEWART WARNER  
IN THE COUNTY

MAGNAVOX

**Fred Buttner's**  
SERVICE CO.  
"OVER 20 YEARS EXPERIENCE"  
1014 KING ST.

## "Our Yellow Pages advertising brings in 400 new customers a year"

says Fred A. Buttner, Prop., Buttner's Service Co., Jacksonville, Fla.

"Yellow Pages advertising is indispensable to our TV and radio service business. First, our classified ad attracts nearly all our *new* customers—an average of eight a week, or about 400 a year.

"Besides that, the majority of our *old* customers also use the Yellow Pages to find our telephone number, since the only time they have occasion to call is when something goes wrong with their radio or TV set.

"As far as I'm concerned, no other advertising can compare with the Yellow Pages in reaching both old and *new* customers."

Fred Buttner's company has prospered with the help of Yellow Pages advertising. *Yours* can, too. The Yellow Pages man is ready to plan a Yellow Pages **AWHERENESS** program to match your needs. Call him at your Bell telephone business office today.

Nothing builds business like **AWHERENESS**—and nothing builds **AWHERENESS** like the Yellow Pages—the buying guide that tells people **WHERE** to buy.

## Photocells for TV

(Continued from page 35)

### TV Use

Each type has its proponents. Photocell circuitry used in conjunction with a TV set has been successfully applied by a photoconductive cell manufacturer.

The photoconductive cell's resistance varies with the light intensity, that is, the greater the light, the less the resistance. Since resistance is a common parameter in electronic circuits, replacing a critical resistor with a photoconductive cell will translate the circuit into a function of light.

"But how can light be used in conjunction with a TV set?" Well, if the manual contrast and brightness controls are adjusted for comfortable viewing in a semi-darkened room,




Fig. 3—A rear-view auto mirror employs a photocell to automatically adjust for annoying reflected light when driving at night.

the picture will have a "washed out" appearance if the room lights are turned on. This would require re-adjustment of these controls. If the lights are turned off, the picture would then be too bright for comfortable viewing and, once again, the controls must be adjusted.

Therefore, consider the practicality of a photocell—small, inexpensive and sensitive to light variations, employed in a simple circuit that automatically corrects for degrees of room illumination.

### Circuitry

Automatic picture control with illumination may be achieved by applying the output voltage of the photocell to the receiver circuit in a manner to vary the video voltage on the picture tube as well as its



bias. This may be accomplished in a number of ways. The video voltage may be controlled by varying the bias on a video amplifier or on an i-f amplifier outside the automatic gain control loop. It may also be varied by "bucking" the age voltage with the output of the photocell, thus varying the output of the video detector. The picture tube bias may be varied by connecting the output of the cell directly to the picture tube

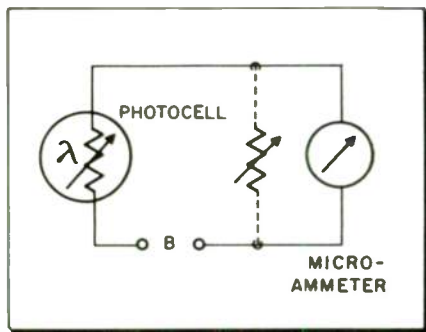


Fig. 4—A low voltage battery provides the supply for a photocell circuit which can be employed for exposure meters. A variable resistor is used for meter calibration.

grid, or a voltage proportional to its output to the cathode.

It is possible to select circuit parameters so that the peak black grid-cathode voltage at the picture tube remains essentially constant as the photocell output varies, while the peak white voltage varies.

Figs. 1 and 2 show two schematics illustrating the use of the photocell in this application. In each circuit the video signal is varied by controlling the bias on a video amplifier, while the picture tube bias is varied in a different way in each circuit. Peaking coils and other essentials have been omitted for simplicity.

In Fig. 1 the output of the photocell appears as a positive voltage across  $R_3$ . This is applied to the grid of the video amplifier, reducing its bias. An increase in room illumination increases the output of the photocell, thus increasing the gain of the video amplifier and decreasing its d-c plate voltage which results in a decrease in the positive voltage at the cathode of the picture tube via the resistance divider  $R_1, R_2$ . The values for  $R_1$  and  $R_2$  may be selected for optimum control of both contrast and brightness.

Fig. 2 is similar, except that the output of the photocell is applied directly to the grid of the picture tube.

(Continued on page 62)

1551 pages

World's **LARGEST** Electronic Catalog

**\$3.50**  
at parts distributors  
\$4.50 in Canada

# 1960 RADIO-ELECTRONIC MASTER

now available at your distributor

NEW...STREAMLINED...28 EASY-TO-USE PRODUCT SECTIONS COVER ALL LATEST PRODUCTS

*Printed Circuit Components • Stereo equipment • Color TV service instruments • miniature and sub-miniature components • Automatic test equipment • Remote control radio equipment • Silicon rectifiers • New transistor types .... Plus every new product for servicing, experimenting, design, industrial and military applications.*

**FASTER...EASIER...MORE PROFITABLE SERVICE OPERATION**

Covers all items necessary for radio-TV-audio servicing. Offers thousands of products for extra income in hi-fi, sound and industrial servicing. Buy, sell and bill direct from The MASTER...it shows list prices!



No matter what product or component you require...

YOU'LL FIND IT FASTER IN THE

## 1960 MASTER

RADIO ELECTRONIC MASTER, 55T Sewell St., Hempstead, N.Y.

FREE...FROM YOUR DISTRIBUTOR

24-page Foreign Tube Interchangeability Guide or write direct enclosing 25¢ for handling

SARKES TARZIAN

### Replace

**RECTIFIER TUBE TYPES**  
OZ4, 5X4, 5Y4, 6AX5, 6X5

with Tarzian  
**Tube Replacement**  
**Silicon Rectifier S-5017**

AVAILABLE THROUGH YOUR DISTRIBUTOR

**SARKES TARZIAN, INC.**  
SEMICONDUCTOR DIVISION

415 north college - bloomington, indiana

- DIRECTLY INTERCHANGEABLE
- LONG LIFE
- GREATER CURRENT CAPACITY
- SMALL SIZE
- HIGHER EFFICIENCY
- SAFETY CONSTRUCTION
- TEMPERATURE VERSATILITY
- NO WARMUP PERIOD

SEE OTHER TARZIAN ADS IN THIS ISSUE

look what  
**\$29<sup>95</sup>**  
 buys in  
 high fidelity  
 equipment!



Manufacturer  
 of the finest  
 electronic equipment  
 in kit form



A complete 14-watt hi-fi amplifier-preamplifier combination in one stylish unit . . . and at less than half the price you would expect to pay!  
 Only  
**\$29.95**

**14-WATT HI-FI ECONOMY AMPLIFIER (EA-3)**

From HEATHKIT audio labs comes an exciting new kit . . . New Styling, New Features, Brilliant Performance! Designed to function as the "heart" of your hi-fi system, the EA-3 combines the preamplifier and amplifier into one compact package. Providing a full 14 watts of high fidelity power, more than adequate for operating the average system, the EA-3 provides all the controls necessary for precise blending of musical reproduction to your individual taste. Clearly marked controls give you finger-tip command of bass and treble "boost" and "cut" action, switch selection of three separate inputs, "on-off" and volume control. A hum balance control is also provided.

**NOTE THESE OUTSTANDING SPECIFICATIONS:** HARMONIC DISTORTION, less than 2% (20 cps-20 kc) at 14 watts. I.M. DISTORTION, less than 1% (60 and 6,000 cps. 4:1) at 14 watts. FREQUENCY RESPONSE, 20 cps-20 kc,  $\pm 1$  db at 14 watts. HUM & NOISE, mag. phono input, 47 db below 14 watts, tuner and xtal phono input, 63 db below 14 watts. A truly remarkable buy for the beginning or advanced audiophile.

ORDER DIRECT BY MAIL OR SEE YOUR NEAREST HEATHKIT DEALER  
 ALL PRICES F.O.B. BENTON HARBOR, MICH. PRICES AND SPECIFICATIONS SUBJECT TO CHANGE WITHOUT NOTICE.



many more kits to choose from!  
 Send for this free catalog describing over 100 easy-to-build kits in hi-fi-test-marine and amateur radio fields.

**HEATH COMPANY**  
 Benton Harbor 24, Mich.  
 a subsidiary of Daystrom, Inc.

name \_\_\_\_\_  
 address \_\_\_\_\_  
 city & state \_\_\_\_\_

(Continued from page 61)

A portion of this output is obtained across  $R_2$  and applied to the grid of the video amplifier to reduce its bias and increase its gain. Again, the choice of resistors in the divider  $R_1$ ,  $R_2$  sets the optimum relation of video voltage to bias at the picture tube.

Either circuit may be finally adjusted for correct operation by first setting the manual controls for an appropriate picture with the room darkened and then adjusting  $R_3$  for a duplication of the original picture with the room brightly illuminated. The illumination may be switched on and off a few times to check the adjustment.

**Other Uses**

High sensitivity, small size and weight and low cost yields a versatile component currently being used for an automatic automobile rear-

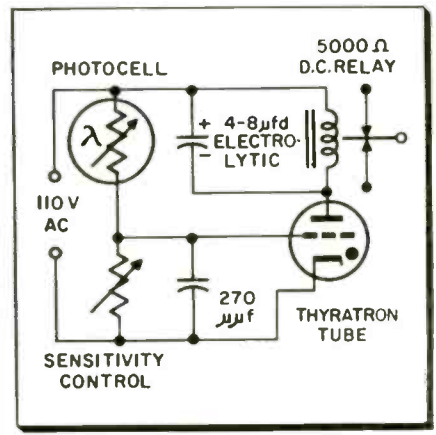
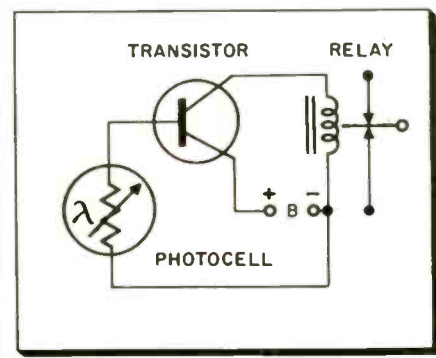


Fig. 5—In a circuit employing an RCA 5823 cold cathode thyatron and a relay, this selenium-type cell can be used as a burglar alarm or fire detector if covered with a red-sensitive filter, such as a Wratten #87.

Fig. 6—The small size of a photocell can be combined with transistor circuitry to provide compact units for a variety of uses.





view mirror, shown in Fig. 3, a headlight dimmer and street light controls, among others.

Fig. 4 illustrates a simple circuit which can be employed for exposure meters, densitometers, etc. A low voltage battery, for example one mercury cell, may be used. A variable resistor shunted across the ammeter is used for calibration purposes. The meter sensitivity needed will depend upon the battery voltage employed and the light sensitivity required.

Burglar alarms and fire detectors are good examples where photocells can be used. Fig. 5 illustrates a circuit using a cold cathode thyatron and a relay.

The compact size of the photoconductor cells makes it a good partner for transistors. A simple transistor circuit is shown in Fig. 6.

#### Characteristics

Cadmium sulphide, cadmium selenide and lead sulphide are just some of the materials used to form the semiconductor cells. Time constants are usually in the millisecond range.

Research is intensive in this field and their full potential is still to be realized. They are being used successfully, as evidenced by its numerous applications. A recent consumer product using photocells is the home motion picture camera with automatic exposure made possible by this component. Other products will surely take advantage of its properties as time progresses. •

Illustration and information credit: Clairex Corp., New York, N. Y.



# AVR

## the NEW PERMA-POWER



Model D-200

## Automatic Voltage Regulator will make you money and save you grief

**It's easy to sell.** There have been units similar to this on the market before—at prices upwards of \$75.00. The new PERMA-POWER Automatic Voltage Regulator has a list price of \$9.95—so *any* TV set owner can afford it . . . and any customer plagued by picture flutter, shrinking, flop-over, loss of brightness, and other similar disturbances will *want* it.

**It's easy to use.** This new unit insures top performance of TV sets by *automatically* returning full height and width to pictures when distorted by low line voltage. Whenever the line falls below 110 volts, it *automatically* boosts line voltage 10 volts—and it *automatically* feeds the line direct for normal voltages. *You don't have to worry about the customer's forgetting to switch the voltage regulator when the line is normal; this new PERMA-POWER unit switches automatically!*

**It's easy to install.** You plug it in, and it's ready to work; goes on and off with TV set. Compact and lightweight, it has no tubes, ballasts, relays, or other moving parts to fail; and it's fully guaranteed for one year. Can be used on any TV set or appliance rated up to 300 watts. See it at your distributor today.

**Perma-Power** COMPANY 3104 L. ELSTON AVENUE  
CHICAGO 18, ILLINOIS

S  
A  
R  
K  
E  
S  
  
T  
A  
R  
Z  
I  
A  
N

### Replace

RECTIFIER TUBE TYPE 5R4  
with Tarzian  
Tube Replacement  
Silicon Rectifier  
S-5019 or S-5162

AVAILABLE THROUGH YOUR DISTRIBUTOR

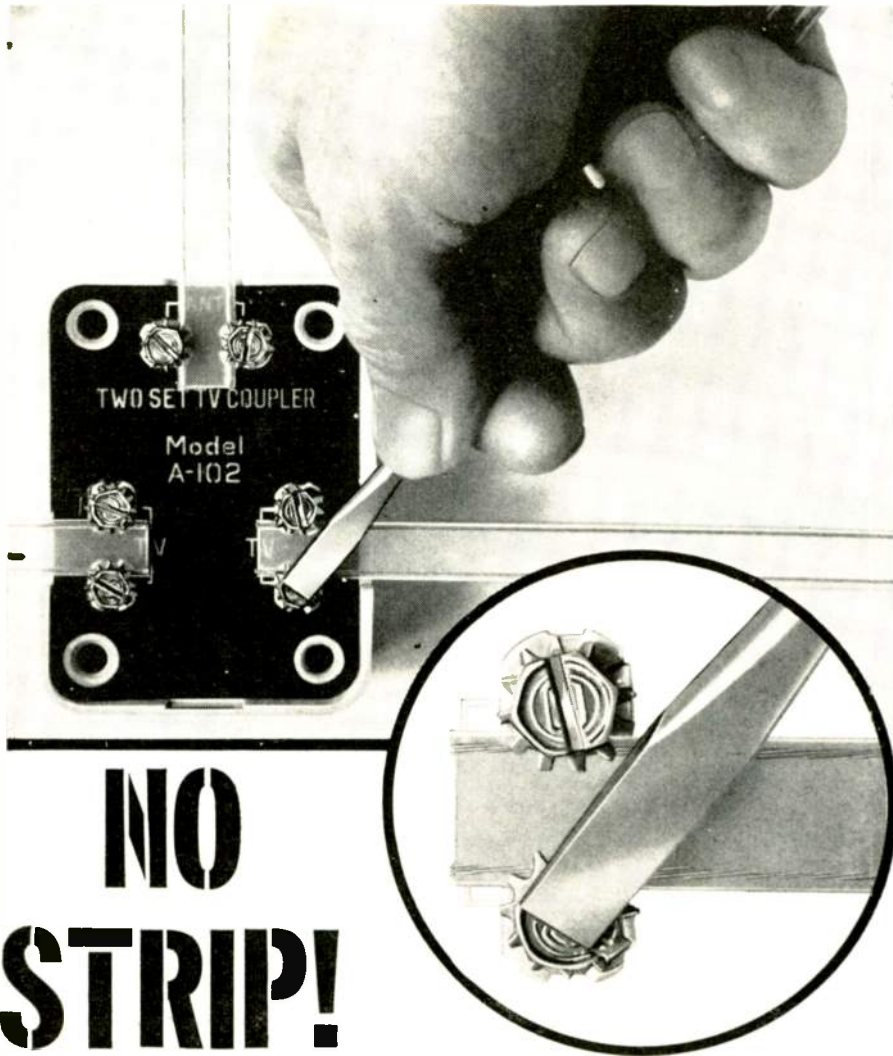
SARKES TARZIAN, INC.  
SEMICONDUCTOR DIVISION

415 north college · bloomington, indiana

- DIRECTLY INTERCHANGIBLE
- LONG LIFE
- GREATER CURRENT CAPACITY
- SMALL SIZE
- HIGHER EFFICIENCY
- SAFETY CONSTRUCTION
- TEMPERATURE VERSATILITY
- NO WARMUP PERIOD



SEE OTHER TARZIAN ADS IN THIS ISSUE



# NO STRIP!

## 4 NEW COUPLERS

In just a matter of seconds, new quality engineered B-T couplers featuring 'No-Strip' terminals provide a low loss, matched installation for superior multi-set performance.

### B-T 'NO-STRIP' TERMINALS

Speedy, Secure Positive Installation - No Stripping. Simply slide the 300 ohm ribbon into groove provided on the coupler and tighten slotted hex head terminal screws. 12 sharp teeth bite through the insulation making positive electrical contact...secure, weather-proof. Eliminates loss and impedance mismatch caused by exposed wires.

### 2-SET COUPLER - MAXIMUM INTER-SET ISOLATION - MINIMUM SIGNAL LOSS

Model A-102 Two-Set Coupler delivers more signal to each TV or FM set, with greater inter-set isolation than other couplers. A new original B-T circuit with phase cancellation feature automatically defeats interfering signals. No ghosts, no smears, ideal for color TV and FM. List \$3.50.

### NEW B-T COUPLERS - FOUR-SET, HI-LO AND UHF-VHF

**A-104 FOUR-SET COUPLER** - Low-loss 300 ohm directional coupler only 7.5 db insertion loss and 12 to 20 db inter-set isolation. Flat response 50 to 220 mc. List \$4.95.

**A-105 HI-LO ANTENNA COUPLER** - Combines low-band and high-band VHF antennas or provides separate low and high outputs from a common line or antenna. List \$3.95.

**A-107 UHF-VHF ANTENNA COUPLER** - Combines VHF and UHF antennas, or provides separate VHF and UHF outputs from a common line or antenna. List \$3.95

**A-100 OUTDOOR MOUNTING KIT** - Bracket and strap assembly for fast, easy mast mounting for Models A-102, A-104, A-105, A-107. List \$1.00.

• SMARTLY STYLED • WEATHERPROOF • NON-BREAKABLE CASE



Available at parts distributors. For further information write Dept. ET-12.  
**BLONDER-TONGUE LABORATORIES, INC.**  
 9 Alling Street, Newark 2, N. J.

### Elmenco CAPACITORS


Higher voltage ratings, rugged phenolic coating and high temperature wax impregnation are some of the features in a complete new line of "space-saving" sized disc ceramic capacitors. The standard line has  $\pm 10\%$  tolerance and a 1,000 VDCW rating, with a capacitance range of  $5\mu\text{f}$  to  $30,000\mu\text{f}$ . Also higher voltage ratings are available;



3,000 VDCW (type 3CCD) and 6,000 VDCW (type 6CCD) are supplied in tolerance of  $\pm 20\%$ . In addition to the standard general purpose CCD types, a complete line of temperature compensating disc ceramics are available. Packed in durable plastic boxes. Each box contains 5 disc ceramic capacitors of the desired rating. Arco Electronics, Inc., 64 White St., New York, N. Y. (ELECTRONIC TECHNICIAN 12-45)

### Aerovox RESISTORS

A complete line of molded carbon deposited precision resistors, "Carbomold" Type CPM, are encapsulated in a strong reinforced moisture and heat resistant plastic. "Carbomold" resistors are normally supplied in  $\pm 1\%$  tolerance and are available in ranges from 10 ohms to



5 megohms in the  $\frac{1}{2}$  watt size, 10 ohms to 10 megohms in the 1 watt size and 30 ohms to 20 megohms in 2 watt size. Designed for full load at  $70^\circ\text{C}$  and derated to zero load at  $150^\circ\text{C}$ , these resistors meet and exceed the insulation resistance requirements of MIL-R-10509C. Aerovox Corp., Hi-Q Div., Olean, N. Y. (ELECTRONIC TECHNICIAN 12-6)



# Maintaining 2-Way Radio

(Continued from page 45)

transmission. The voice wave-shape is complex and has peaks which do not occur in a pure sine wave. For this reason the voice check is suggested.

### Power Input

FCC rules and regulations state: "The licensee of each station shall employ a suitable procedure to determine that the plate power input to the final radio frequency stage of each base station or fixed transmitter... does not exceed the maximum figure specified on the current station authorization." This check must also be made at the time previously specified for other checks.

The power input to the final r-f stage of a transmitter is the product of plate current and plate voltage:

$$\text{Power input} = \text{plate voltage} \times \text{plate current};$$

where power input is in watts, plate voltage in volts, and plate current in amperes. If a milliammeter is not in the plate circuit of the output tube, or cannot be inserted conveniently, the plate current may be derived from the cathode current by means of the following formula:

$$I_p = I_c - I_{sg} - I_g$$

where  $I_p$  is the plate current,  $I_c$  the cathode current,  $I_{sg}$  the screen grid current, and  $I_g$  the control grid current. If screen grid current ( $I_{sg}$ ) cannot be metered conveniently, then it can be calculated by:

$$I_{sg} = V_{rsg} / R_{sg}$$

where  $V_{rsg}$  is the voltage across the screen resistor, and  $R_{sg}$  is the resistance of the screen resistor. See Fig. 2.

### Publications

A complete list of the Commission's rules and other publications may be obtained from the Superintendent of Documents, U.S. Government Printing Office, Washington 25

D.C., at nominal cost.

A list of FCC Forms most commonly used by customers of communication service companies, is shown in Chart 1.

### Outlook


There is a strong possibility that "Ionospheric scatter" or "beyond the horizon" transmission techniques will eventually make available more channels for longer distance communications purposes.

The FCC is constantly encouraging more effective and wider application of radio; promoting greater and more equitable utilization of available frequencies.

In view of this, the technician should periodically review FCC operating frequency bands and measurement requirements. Remember, the person making these measurements and checks must sign his name and address in the station log. He is then responsible for the accuracy of the measurements. •

**MAKE YOUR STANDARD TEST PRODS  
TEN TIMES  
MORE EFFECTIVE IN SECONDS  
WITH THE E-Z-HOOK TIP**

CONVERTS YOUR STANDARD TEST PROD  
TO A SELF-HOLDING CONNECTOR  
**SLIPS  
EASILY  
ON OR OFF!**




Easy to use

**Here are the TEN E-Z-Hook Tip advantages:**

1. Easy to attach — slips easily over test prod tip.
2. Stays on — special chuck holds tip firmly on prod.
3. Easy to connect or disconnect — patented design operates with light forward pressure.
4. Safer checks — hands stay clear of wiring.
5. Won't slip off — exclusive hook design clamps firmly around conductor.
6. Eliminates intermittents — spring pressure insures positive contact.
7. Eliminates adjacent shorts — insulated design gives maximum protection.
8. Connects anywhere — fits large or irregular shaped conductors.
9. Frees your hands — holds test prod for you.
10. Makes testing easier — saves time — eliminates aggravation.

=====

No. 56-1 E-Z-HOOK TIP Only 89¢ ea.



ORDER THROUGH YOUR  
PARTS DISTRIBUTOR

**E-Z-HOOK TEST PRODUCTS**  
Dept. ET12 1536 Woodburn Ave.  
Covington, Ky.

Canadian Rep.: Len Finkler & Co., Toronto, Ontario

# RESIST-O-CADDY



FREE! with any of 4 Handy-Pak Carbon Resistor Assortments 20 Values

**\$14<sup>40</sup> to \$28<sup>80</sup>**  
Dealer Net

•  
**COMPACT  
HANDY**

•  
Plastic Pouch  
Fits Tube  
Caddy or  
Tool Kit

Order from  
your IRC  
Distributor



INTERNATIONAL RESISTANCE COMPANY  
DISTRIBUTOR SALES DIVISION  
414 N. 13th STREET • PHILADELPHIA 8, PA.

SARKES TARZIAN

## Replace

**RECTIFIER TUBE TYPES  
866, 866A, 3B28**


**with Tarzian  
Tube Replacement  
Silicon Rectifier S-5130**

AVAILABLE THROUGH YOUR DISTRIBUTOR

**SARKES TARZIAN, INC.**  
SEMICONDUCTOR DIVISION

415 north college • bloomington, indiana

- DIRECTLY INTERCHANGEABLE
- LONG LIFE
- GREATER CURRENT CAPACITY
- SMALL SIZE
- HIGHER EFFICIENCY
- SAFETY CONSTRUCTION
- TEMPERATURE VERSATILITY
- NO WARMUP PERIOD



SEE OTHER TARZIAN ADS IN THIS ISSUE

# RCA's Top Three for Electronics Technicians!



## NEW: RCA WO-33A SUPER-PORTABLE OSCILLOSCOPE

only \$129.95\* (complete with Low-Cap Direct Input Probe and Shielded Cable). (Also available as easily assembled kit WO-33A (K) only \$79.95\*, incl. above accessories)

Here is your rugged, compact, super-portable scope for those "in the home" color-TV and black-and-white TV servicing jobs! Enough bandwidth and gain for any "tough dog" service job—FEATURING: cable and power cord storage bracket on carrying handle • combination direct/low-cap probe and shielded input cable assembly • voltage calibrated, frequency-compensated 3-to-1 step attenuator • scaled graph screen and calibrating voltage source for direct reading of peak-to-peak voltages • "plus-minus" internal sync holds sync to 4.5 Mc • weight only 14 pounds!



## NEW RCA WV-38A VOLT-OHM-MILLIAMMETER

only \$43.95\* (complete with batteries, probe and cable with slip-on assembly, and operating instruction). (Also available as easily assembled kit WV-38A (K) only \$29.95\*, including above accessories)

You'll get a world of use from this very essential piece of test equipment—FEATURING: extra 1-volt and 0.25-volt ranges for transistor servicing applications • fuse-protected ohms-divider network • polarity reversal switch • full-wave bridge rectifier circuit with excellent frequency response and low circuit loading on the ac ranges • extra large 5½-inch meter with easy-to-read standard ranges • standard dbm ranges.



## NEW RCA WV-77E VOLT OHMYST

only \$49.95\* (also available as easily assembled kit WV-77E (K) only \$29.95\*)

The latest in the famous RCA VoltOhmyst quality line—FEATURING: fuse-protected ohms-divider network • ultra-slim probes and flexible leads • sleeve attachment on handle stores probes, leads, power cord • separate 1½-volt rms and 4-volt peak-to-peak scales for accuracy on low ac measurements • front panel lettering acid-etched for long life!

\*User Price (Optional)

See the "top three" plus RCA's complete professional Test Equipment line at your Authorized RCA Test Equipment Distributor!



**RADIO CORPORATION OF AMERICA**  
Electron Tube Division  
Harrison, N. J.

## Aligning FM Tuners

(Continued from page 37)

create a false "zero" level. Use the absolute minimum marker amplitude, and remove it to make sure it is not affecting the shape (Fig. 3E and 3F).

The side markers, indicating width, can best be inserted by a Marker Adder (Fig. 4). This avoids putting the marker signal through the tuner and enables you to have a clear marker without interfering with the response. After making sure you are measuring true response, and what scale you are looking at, proceed to align the i-f.

Some i-fs are built with critical coupling, some under-coupled and some over-coupled. In theory best overall performance can be achieved by using some of each. But some designers find this method more difficult to align. So they use all under-coupled types, and stagger them to get a similar effect.

### Over-coupled I-Fs

Aligning an over-coupled i-f can be difficult because you never know exactly where each circuit is tuned. Off-tune settings will either have the bumps too far apart, or one will be higher than the other (Fig. 5A, 5B). As you tune one winding through the same frequency the other is tuned to, one bump will be approaching the other, then the other bump will start moving away. Nearest point to coincident tuning is when the two bumps are closest together. Some superimposed traces are shown in Figs. 5C, 5D, 5E.

If the dip frequency does not happen to be at the right point indicated by the marker, both circuits need adjusting in the direction noted. Adjust until moving the setting of either primary or secondary starts to widen the spacing of the bumps, and they are located so that the dip is at the required frequency.

With critical or under-coupled i-fs, tuning either winding can make the bumps coincide, and it is much easier to get an idea of which way the adjustment has to go. If the set has all critical or under-coupled i-fs, then the tuning needs staggering, unless you are tuning to mini-



mum bandwidth to win sensitivity for fringe area reception.

The curve shaping may change as you alter level. This happens because the response of some i-f stages change with different levels, due to Miller effect of the following tube. When this happens, adjust the response so that its average shaping is what it should be, with minimum deviation if level is varied above or below the ideal point.

#### I-F Section

Having tuned each i-f by itself, so you know they are at least approximately correct, start at the last one, and move the input connection back stage-by-stage until you have the response of the whole i-f section, doing some final trimming to get the right shape as you go along. Each time you add an extra stage, you will need to turn the input down to avoid overloading, because you now have more gain. If you don't find this reduction in input necessary at some stage, check carefully to make sure the stage is functioning. The tube may not be amplifying, or the i-f transformer may have one of its windings way off tune.

The objective is to get the top of the response curve as near flat as possible, with the side as near vertical as possible (Fig. 5F). True, the limiter will flatten the top; but the overall performance will be better if the response approximates flat before limiting. Limiting should only have to care for transmission fluctuations in amplitude, not for effects due to mistuning.

#### Stagger Tuning

If you are making the best of under-coupled type i-f's, first note which transformer is capable of giving the sharpest response. This is the best one to spread in a stagger (Fig. 5G, 5H). Readjust it so the double humped effect is achieved, with the dip at the nominal i-f frequency. You will find double humping results in considerable loss of gain, so the result has to be a compromise in this type tuner. When you have one circuit double-humped, leave its tuning alone, and try adjusting the overall response with the other circuits. If you need to readjust the double humped one, do it on its own, and then go back to adjusting the overall response with the rest.

#### Discriminator Curve

Aligning the discriminator or ratio detector on its own is also a must. Adjust primary and secondary so the curve has its zero point right on the i-f frequency, indicated by the crystal marker, and is balanced on either side of it. Here is where a marker adder is very useful. At the zero point, when correctly adjusted, the circuit has no gain—and very little immediately on either side. So adding a marker to the

input signal means the marker signal needed to make it visible may be enough to upset the response over the whole curve—especially when you include the i-f's in the final overall check.

Adding it to the output does not produce a null at zero, but avoids overloading the tuner circuits. However, the true tuning is in fact aided by the fact a null occurs, because the marker pip should be split into two equal parts (Fig. 6).

(Continued on following page)

*If you service  
2-way radio...  
You need  
the*



**DU MONT®**

**TRANSISTORIZED  
FREQUENCY METER**

The only one of its kind—proved by hundreds of technicians from coast-to-coast. Works like magic on adjacent or split channel systems. Completely portable, lightweight, compact, transistorized. For routine service or FCC verification. Saves you time, money and provides complete assurance on every job ...

**FEATURES:**

- 25 to 470 MCS, plus IF channels 100 KCS to 100 MCS.
- Measures transmitter relative field strength.
- Defies obsolescence—channels added as needed.
- Receiver alignment to fractional microvolt standards.

**TO BE THE BEST ...  
USE THE BEST!**

*Write for complete details and prices right now!*  
Firms interested in servicing Du Mont 2-Way Radio, contact us for details.  
MOBILE COMMUNICATIONS DIVISION  
**ALLEN B. DU MONT LABORATORIES, INC.**  
CLIFTON, NEW JERSEY

SARKES  
TARZIAN

## Replace

RECTIFIER TUBE TYPES 5AU4,  
5AW4, 5AZ4, 5T4, 5U4, 5Y4, 5W4  
5Y3, 5Z4, 5931, 6087, 6106

with Tarzian  
Tube Replacement  
Silicon Rectifier  
S-5251 or S-501B

AVAILABLE THROUGH YOUR DISTRIBUTOR

SARKES TARZIAN, INC.  
SEMICONDUCTOR DIVISION

415 north college · bloomington, indian

- LONG LIFE
- SMALL SIZE
- SAFETY CONSTRUCTION
- DIRECTLY INTERCHANGEABLE
- GREATER CURRENT CAPACITY
- HIGHER EFFICIENCY
- TEMPERATURE VERSATILITY
- NO WARMUP PERIOD



SEE OTHER TARZIAN  
ADS IN THIS ISSUE

# ATLAS PAGING SPEAKER STYLED FOR MODERN DÉCORS


The New Atlas DU-12 Perfect for the Most Discriminating Applications. For the first time here's a loudspeaker that doesn't look like one. Modeled along the sleek, straight lines of a modern lighting fixture, and finished in brushed satin aluminum, the Atlas DU-12 is styled to harmonize and enhance the most ultra of modern décors.

Acoustically, the Atlas DU-12 offers high intelligibility, efficiency and directivity — features that mark it as a fine quality loudspeaker. The frequency response of the DU-12 is "tailored" to reproduce speech with clean, crisp articulation. Its horn type construction and universal mounting bracket provide complete directional control, confining the sound coverage to the required service areas. And, there's no wiring exposed to mar its appearance because all connections and line matching transformer are completely hidden behind the mounting canopy. Canopy is equipped with adapter strap for mounting on any flat surface or for use on standard electrical outlet box. In commercial installations where both décor and true acoustical quality are important, the Atlas DU-12 is the only answer. Investigate the profit opportunities for yourself. Write for information on the complete line of Atlas P.A. speakers, mike stands and accessories.



Décor-Projector DU-12

List \$35.00  
Net \$21.00



Write for complete Catalog

**ATLAS** Sound Corp. Dept. ET-12, 1449 39th Street, Brooklyn 18, N. Y.  
In Canada: Atlas Radio Corp., Ltd., Toronto, Ont.

(Continued from preceding page)

When you align the whole i-f and detector section, don't adjust the detector (discriminator or ratio type) without checking back to just that circuit by itself. Sometimes wrong tuning of an i-f may throw the discriminator curve off balance. Maybe adjustment of the discriminator transformer can bring it back, but it's the wrong way to do it. The result compounds distortion, even though it may look like a better curve.

If you use the "quick" method, always align the discriminator first. Then, without further touching the discriminator, you proceed to align earlier successive i-f stages.



You may have to switch the marker off to see the exact shape of the discriminator (or ratio detector) curve. It should be a straight line where it slants through the zero point, and for full fidelity reception, at least 100 kc (.1 mc) either side of it. It should be balanced on each side—not one side larger than the other. It should also hold its shape over a considerable range of input level change. But if it does not there is not too much you can do about it—except to achieve the best compromise settings of all the i-fs. It means the circuit is basically susceptible to level changes; something that has to be designed out, it cannot be aligned out.

## Front End


If you have a generator with FM carrier frequencies you can use it to align the front end, having already set the i-fs. If not, you may be able to use a couple of stations in the area, one near either end of the band. Trim to get maximum limiting on each station.

The service technician using an average service sweep generator must usually be content with getting to know the feel of his equipment, so he knows what is "good enough" to give good reception in the area where he operates, and can tell which way work is progressing when he has a tuner on the bench.

Watch out for "silly" things. When you turn down the input and the output does not drop to correspond, either you are measuring something "foreign"—possibly the output of the marker generator—or stray pickup is bypassing your input control. •



New Taco UHF design



Popular Taco Bowtie



Taco area-ized antennas



## Use the best— TO BE THE BEST—

Back up your skills and reputation with the best—always use a Taco antenna to assure top-notch performance and lasting satisfaction. You'll find Taco antennas go up easier and work better—and you make more money!

Write for complete details

THE  
**TV-riffic**  
ANTENNAS

TECHNICAL APPLIANCE CORPORATION, Sherburne, New York.



## Association News

### California

RTASCV, Santa Clara Valley, reports members participating in a lively and informative discussion regarding service call charges. "Acting on information brought to light in the discussion, the association states that members agreed \$7.50 would be recognized as a legitimate service call charge, although individual firms were left to decide for themselves what charge schedule and method they would set. . . . Several members indicated they would move into the seven dollar area immediately." The group also announced the election of the following officers: Pres., Russell J. Hamm; V.P., Herb Lewis; John C. Murphy was retained as Sec'y-Treas.

### Illinois

NATESA, Chicago, executive director, Frank Moch, in answer to an EIA report said to blame independent service technicians for "killing" the second set market, accused the manufacturers of buck-passing. Said the NATESA director: "The EIA charge that the second set market has been killed by incompetence, both technical and in public relations, of independent service people, is very unfair. This is proved by the annual Roper Surveys which allegedly show that the public is exceptionally well satisfied with both the service rendered and the attitudes of servicers."

ARTS, Chicago, elected: Chairman, Joseph Ehlinger; Vice-Chairman, Harold Nueschen; Sec'y-Treas., Yuki Minaga; and Sgt.-at-Arms, Delmar Kotrba.

### New York

ARTSNY, New York City, elected the following officers to serve in 1960: Pres., Edward Eisen; V. P., Charles Edwards; Exec-Sec'y., Herbert Schneider; Treas., Philip Goldfarb; Corres.-Sec'y., Peter LaPresti; Record'g Sec'y., Jacob Allen; Sgt.-at-Arms, Henry Ruscoll.

### Ohio

ETAT, Toledo, reports over 100 delegates attended the TESA of Ohio convention in Akron recently. NATESA's Frank Moch addressed the group and stressed the importance of a concerted effort to force set manufacturers to abandon their plans of invading the service business. Competition from manufacturers was vehemently attacked, especially the activities of the RCA Service Co. Russ C. Hanson of RCA

Service Co. pointed out his company's stand on that issue, which is unacceptable to TESA members. The following TESA officers were elected: Pres., Vern LaPlante; 1st V.P., Don Sisk; 2nd V.P., Raymond Braun; 3rd V.P., Paul Lecoy; Sec'y., John Graham; and Treas., Marvin Miller.

### Pennsylvania

ESDA, Pittsburgh, presented the NATESA citation and ESDA achievement awards to KDKA TV, at its third annual "All Industries" banquet here.

### Texas

TEA, San Antonio, denies rumors that it has sought affiliation with NATESA or any other national association.

### Washington

TSA, Seattle, reports a formal request has been made to Mayor Gordon Clinton for a full and genuine investigation of the do-it-yourself tube tester question. The request was based on lengthy evidence previously submitted to the City Council, including replies received from five major tube manufacturers.

## NEW SOUNDCRAFT VINYL



FOR EVERY  
ELECTRICAL  
TAPING JOB!

R92


Here's the electrical tape that's got everything!

### COMPLETE PROTECTION AGAINST INSULATION FAILURE

- Tremendous durability • Perfect conformability • High dielectric strength (10,000 volts) • Excellent adhesion and staying power • Non-combustible • Extreme resistance to aging • High resistance to temperature and humidity extremes and remarkable adaptability to a wide variety of uses!

REEVES **SOUNDCRAFT** CORP. Great Pasture Road Danbury, Conn.

Manufacturers of the world's finest magnetic recording tapes



"Zorro!"

for power tools to your liking

## SAY WEN



2-SPEED 3/8"  
LOW COST  
DRILL

ONLY  
\$29.95

Lets you change from 1000 to 3000 rpm and back to get just the right speed for different jobs. 3/8" Jacobs geared chuck, AC/DC motor delivers maximum torque under load.

35 PIECE ACCESSORY AND TOTE KIT,  
\$9.95

Say WEN for Sabre Saws, Solder Guns, Sanders  
5810 NORTHWEST HIGHWAY, CHICAGO 31

BURTON BROWNE ADVERTISING

SARKES  
TARZIAN

## Replace


RECTIFIER TUBE TYPES  
6X4, 6063, 6202

with Tarzian  
Tube Replacement  
Silicon Rectifier S-5207

AVAILABLE THROUGH YOUR DISTRIBUTOR

SARKES TARZIAN, INC.  
SEMICONDUCTOR DIVISION  
415 north college - Bloomington, Indiana


- DIRECTLY INTERCHANGEABLE
- LONG LIFE
- GREATER CURRENT CAPACITY
- SMALL SIZE
- HIGHER EFFICIENCY
- SAFETY CONSTRUCTION
- TEMPERATURE VERSATILITY
- NO WARMUP PERIOD



SEE OTHER TARZIAN ADS IN THIS ISSUE

### Tektronix TERMINAL STRIPS

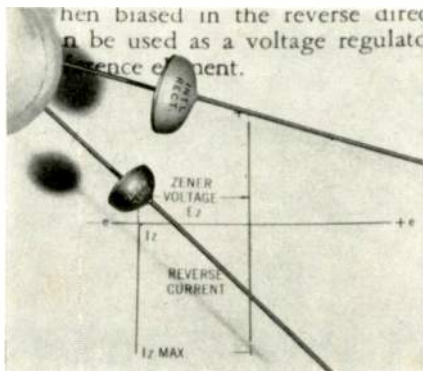
A new line of ceramic terminal strips is available in seven standard sizes with from one to eleven silvered notches, pre-tinned for instant soldering. They may be mounted even over tube sockets to conserve space. Originally developed for use in the assembly of the firm's oscilloscopes and auxiliary equipment to reduce the required area



and the depth of the chassis, the strips come with one or two nylon yokes assembled, depending on size. Three sleeve heights are available to vary clearance of strips over chassis. Connection will not break or let go when subjected to shock or vibration. Tektronix, Inc., P. O. Box 831, Portland 7, Oregon. (ELECTRONIC TECHNICIAN 12-14)

### Int'l Rectifier DIODES

An economy line of silicon zener diodes, designed specifically for commercial equipment applications, demonstrate low zener impedance values and very sharp zener "knees." They are available in 500 mw and 1 watt rated series, and standard RETMA 10% voltage steps from 5.6 to 27 volts. All types embody a new technical advancement



in the sealing of zener diode junctions, a 3-layer seal, termed "Tri-Sealed", to assure high resistance to humidity, shock, vibration, temperature extremes and other adverse environmental conditions. This new series is covered in the firm's bulletin SR-257. International Rectifier Corp., 1521 E. Grand Ave., El Segundo, Calif. (ELECTRONIC TECHNICIAN 12-10)

### Pyramid CAPACITORS

The fourth in the firm's current series of special promotions for radio and TV service technicians is the special V.I.P. assortment. It includes five each of the following TD-25-25, TD-20-150, TD-150-300, TD-8-450, TD-20-450, and TDL-5030-150. Retail value of these thirty capacitors is \$51. The attache case, a \$2 value, looks and



feels like top grain leather and is offered free. Complete assortment, valued at \$53., is available to service technicians for \$19.95. A serviceman may also personalize the case by sending 10¢ to Pyramid for each gold initial ordered. Initials are 18 kt. gold plated. Pyramid Electric Co., 507 26th St., Union City, N. J. (ELECTRONIC TECHNICIAN 12-16)

## UPPER STRATA STRATEGY!


Friend of ours who always attends the sessions in the lecture halls, starts on the Fourth Floor with Production Items . . . and works his way down to Components on the First Floor. Says his feet tell him it's easier to come down than to go up! And he never misses a trick this way. Sounds like good engineering logic. Why don't you join him this year . . . and see if it doesn't work for you!

*Will Copp*  
Show Manager

# 1959 IRE SHOW REGISTRATION: 60,052

.....and we're set to handle even more of you in 1960 looking for **NEW IDEAS in RADIO-ELECTRONICS!**

PRODUCTION ITEMS  
INSTRUMENTS & SYSTEMS  
COMPONENTS  
COMPONENTS



Yes, the IRE NATIONAL CONVENTION and RADIO ENGINEERING SHOW is growing bigger every year, and drawing more people—950 exhibitors representing 80% of the productive capacity of your industry—60,052 registrants last year! Yet, it's one of the most well planned, well executed gatherings you'll ever see!

There's room to move around, room to see all you want to see because the IRE takes over all 4 floors of the giant Coliseum in New York City to show what your huge, fast moving radio-electronics industry is coming up with. First and second floors for components; third for instruments and systems; and fourth for production items. Follow the engineers to the Coliseum for NEW IDEAS IN RADIO-ELECTRONICS, 1960!

**The IRE NATIONAL CONVENTION**  
Waldorf-Astoria Hotel  
**and The RADIO ENGINEERING SHOW**  
Coliseum, New York City

**MARCH 21, 22, 23, 24**

**The Institute of Radio Engineers**  
1 East 79th St., New York 21, N. Y.



## RCA TUBES

Two new beam power, 9 pin miniature, tubes are: 7551 for use in mobile communications equipment operating from 6-cell storage-battery systems; the 7558 is designed primarily for use in fixed-station and other communications equipment using 6.3-volt heater supplies. In such communications equipment, these tubes are particularly



useful in class C rf-amplifier, oscillator, and frequency-multiplier service, and can be operated at full ratings up to 175 mc. They are also useful in modulator and af power-amplifier applications. Also announced are the 7552 and 7554 hi-mu triodes featuring ceramic-metal construction and space-saving pencil-tube design, and especially suited for uhf service in portable field equipment, missile-guidance systems, and satellite communication applications. Radio Corp. of America, Electron Tube Div., Harrison, N. J. (ELECTRONIC TECHNICIAN 12-8)

## GE TUBE DISPLAY RACK

665 receiving tubes, in a typical stock complement, are held in a new rack, which stands approximately 5 feet high and 3½ feet wide, or can be wall mounted. It consists of a wrought iron



frame designed to hold twelve cases of identical size. Each case holds from 24 to 77 tubes depending on tube size. General Electric Co., Receiving Tube Dept. Owensboro, Ky. (ELECTRONIC TECHNICIAN 12-17)

Take the guesswork out of the TEST, REPAIR and REACTIVATION of ALL BLACK AND WHITE and COLOR PICTURE TUBES with the

# CENTURY

Model CRT-2

## CRT TESTER-REACTIVATOR

### TESTS, REPAIRS and REACTIVATES

● ALL BLACK AND WHITE PICTURE TUBES (including 110° tubes) from 8" to 30", whether 12 pin base, 8 pin base, 14 pin base . . . and the very latest 7 pin base.

● ALL COLOR PICTURE TUBES

. . . Each of the red, green and blue color guns is handled separately.

Unlike ordinary CRT testers that keep entering the field with a limited range of operation, the CRT-2 employs a new brilliantly engineered circuit designed to test, repair and reactivate every black and white or color picture tube made. The CRT-2 eliminates the guesswork and risk that until now, has always been present when a picture tube is reactivated. It accomplishes this by providing perfect control of either the "Boost" or "Shot" method of reactivation.

### CHECK THESE EXCLUSIVE FEATURES

1. THE MULTI-HEAD (Patent Pending) . . . A SINGLE PLUG IN CABLE AND UNIQUE TEST HEAD — A tremendous advance over the maze of cables and adapters generally found with other testers. Enables you to test, repair and reactivate every type of picture tube with greater convenience than ever before.
2. WATCH IT REACTIVATE THE PICTURE TUBE — You actually see and control the reactivation directly on the meter as it takes place, allowing you for the first time to properly control the reactivation voltage. This eliminates the danger of stripping the cathode of the oxide coating. It enables you to see the speed of reactivation and whether the build-up is lasting. You will see if the cathode contamination is too great and if the picture tube is too far gone to be reactivated.
3. CONTROLLED "SHOT" WITH HIGHER VOLTAGE FOR BETTER REACTIVATION — Stronger than any found in other testers . . . high enough to really do the job — yet controlled to avoid damage to the picture tube.
4. UNIQUE HIGH VOLTAGE PULSE CIRCUIT — Will burn out inter-element shorts and weld open circuits with complete safety to the picture tube.
5. VISUAL LIFE TEST — Enables both you and your customer to see the life-expectancy of any picture tube right on the meter. The fact that your customer can see the results of your tests as you make them virtually eliminates resistance to picture tube replacement when necessary.
6. TESTS, REPAIRS AND REACTIVATES SPECIAL LOW SCREEN VOLTAGE TUBES — Many new type picture tubes use special low voltage of approximately 50 volts. The CRT-2 will handle these types with the same thoroughness as the regular types with complete safety.
7. SEPARATE FILAMENT VOLTAGES — Including the very latest 2.35 volt and 8.4 volt types as well as the older 6.3 volt types.
8. TESTS, REPAIRS AND REACTIVATES 'SF' PICTURE TUBES — found in the newest Sylvania and Philco TV sets. These picture tubes have different base pin connections than standard picture tubes and there is always an element of risk that the tube may be burned out when tested with ordinary picture tube testers. The CRT-2 is designed to accommodate this new base pin arrangement and will test the tube with no danger of damage.

Model CRT-2

**\$57.50**  
Net

TERMS: \$13.50 within 10 days. Balance \$11 monthly for 4 months.

THE CRT-2 DOES ALL THIS RIGHT IN THE CARTON, OUT OF THE CARTON OR IN THE SET

### TEST

- ✓ for quality of every black and white and color picture tube
- ✓ for all inter-element shorts and leakage up to one megohm
- ✓ for life expectancy

### REPAIR

- ✓ Will clear inter-element shorts and leakage
- ✓ Will weld open elements

### REACTIVATE

- ✓ The unique controlled 'SHOT' (high voltage pulse) method of reactivation provided by the CRT-2 will restore picture tubes to new life in instances where it was not possible before. Furthermore the high voltage is applied without danger of stripping the cathode as you always have perfect control of the high voltage pulse.
- ✓ The 'BOOST' method of reactivation also provided by the CRT-2 is used effectively on tubes with a superficially good picture but with poor emission and short life expectancy. It will improve definition, contrast and focus greatly and add longer life to the tube.

### ADDITIONAL FEATURES

- Employs the time proven dynamic cathode emission test principle • Large 4½" meter with heavily damped movement for smooth action, accuracy and long life • Provides separate shorts test for each element in the picture tube • Filament continuity is shown on a separate glow indicator • An easy to read instruction manual contains all the latest information on old and new type picture tubes • Housed in handsome hand-rubbed oak carrying case with special compartment for MULTI-HEAD and line cord • GUARANTEED FOR ONE FULL YEAR.

**SHIPPED ON APPROVAL**  
**SEND NO MONEY - NO C. O. D.**

- Try for 10 days before you buy
- If satisfied pay in small monthly payments
- No financing charges added
- No obligation to buy

**CENTURY ELECTRONICS CO., INC.**

111 Roosevelt Avenue  
Dept. 512, Mineola, N.Y.

Yes, I want to take advantage of your 10 day FREE try-before-you-buy offer. Ship on approval the Model CRT-2 CRT TESTER-REACTIVATOR. After I have tried the instrument for 10 full days I will either send you the down payment of \$13.50 and pay the balance in 4 monthly payments of \$11 until the total price of \$57.50 plus shipping charges are paid — or I will return the instrument and owe nothing.

Name .....

Address .....

City .....

State .....

**ABSOLUTELY NO RISK ON YOUR PART**

Today's Hottest Item in the Electronic Field is  
**THE CITIZENS  
 BROADCASTER  
 CB-100**

low cost,  
 smartly styled,  
 practical and sturdy  
**2-way 3-channel  
 Radio Station  
 complete\***

**\$129.95**  
 LIST PRICE

NO OPERATOR'S LICENSE REQUIRED  
 FCC FORM 505 FOR STATION LICENSE  
 SUPPLIED. NO TESTS, NO EXAMINATIONS



WITH MICROPHONE AND  
 CRYSTALS FOR ONE CHANNEL

FOR COMPLETE INFORMATION, CONTACT  
 YOUR GLOBE REPRESENTATIVE OR WRITE TO

**GLOBE electronics**  
 A DIVISION OF TEXTRON ELECTRONICS, INC.

NO. 42 SOUTH 34TH, COUNCIL BLUFFS, IOWA

**MORE ACTIVE!  
 EFFECTIVE!**

**KESTER  
 "RESIN-FIVE"  
 CORE  
 SOLDER**



**THE BEST FOR TV-RADIO WORK . . .  
 EVERYTHING ELECTRICAL** — Kester "Resin-Five"  
 Core Solder is better and faster than any solder ever  
 developed. It has an activated flux-core that does a perfect job on  
 all metals including zinc and nickel-plate. The flux residue  
 is absolutely non-corrosive and non-conductive.

Available in all practical Tin-Lead  
 Alloys; 40/60, 50/50 and 60/40 in  
 diameters of  $\frac{3}{32}$ ",  $\frac{1}{16}$ ",  $\frac{3}{64}$ ",  $\frac{1}{32}$ " and  
 others.



**Printed Circuit Soldering**  
 On Copper-etched boards  
 use 60% Tin - 40% Lead  
 Alloy . . . for those that  
 are Silver-surfaced use  
 3% Silver-61½% Tin-  
 35½% Lead

**KESTER SOLDER COMPANY**

4264 Wrightwood Avenue, Chicago 39, Illinois • Anaheim, Cal., Newark 5, New Jersey, Brantford, Canada

**Catalogs & Bulletins**

**COMPONENTS:** Bulletin #59-6 is an 8-page, 2-color catalog covering dials, drives and mechanisms. Specifications are included. National Radio Co., Malden, Mass. (ELECTRONIC TECHNICIAN B12-7)

**PANEL INSTRUMENTS:** A new, colorful, 8-page brochure, bulletin #2059A covers the firm's stock panel instruments. Illustrations, specifications and prices are included. Simpson Electric Co., 5200 W. Kinzie St., Chicago 44, Ill. (ELECTRONIC TECHNICIAN B12-11)

**ANTENNAS:** Loose-leaf data sheets, fastened into a sturdy cover, provide information on some of the firm's more popular antennas and equipment. Included are illustrations, diagrams, specifications and prices. Telrex Laboratories, Asbury Park, N. J. (ELECTRONIC TECHNICIAN B12-12)

**DIODES:** A technical bulletin describes the new semiconductor compensating diode, RCA-IN2326. This unit offers improved AF amplifier performance over wide range of temperature and voltage variations. Radio Corp. of America, Semiconductor Div., Somerville, N. J. (ELECTRONIC TECHNICIAN B12-18)

**SOLDERING IRONS:** A 2-color catalog sheet describes a new line of soldering irons with built-in magnastat temperature control. Illustrations, performance chart, specifications and prices are given. Weller Electric Corp., 601 Stone's Crossing, Easton, Pa. (ELECTRONIC TECHNICIAN B12-19)

**TRANSISTOR EQUIPMENT:** "Servicing Transistor Equipment," Bulletin PA-217, recommends tools and equipment for use in servicing transistors. It describes current and voltage measurements and includes a section on balancing output transistors. CBS Electronics, Information Services, 100 Endicott St., Danvers, Mass. (ELECTRONIC TECHNICIAN B12-2)

**DIGITAL TAPE HANDLER:** A new 3-color, 8-page brochure covers the FR-400 digital magnetic tape handler. The booklet includes complete specifications on the machines which are available with ½-, ¾- or 1-inch tape, providing up to 32 data channels. Ampex Corp., Instrumentation Div., 934 Charter St., Redwood City, Calif. (ELECTRONIC TECHNICIAN B12-1)

**HI-FI & STEREO EQUIPMENT:** A new 2-color catalog, "Altec, the True Sound of Music," reviews the firm's line of hi-fi equipment, illustrates custom mono and stereo installations and provides a special section which diagrams the proper placement of speakers and other components in a room. Altec Lansing Corp., 1515 S. Manchester Ave., Anaheim, Calif. (ELECTRONIC TECHNICIAN B12-15)



Completely rewritten—and up-to-date!

**HOW TO USE METERS (2nd edition)** by John F. Rider & Sol D. Prensny Engineers, laboratory and service-technicians—everyone who uses meters in their daily work—will find this revised, expanded and modernized version of the fabulously popular original text absolutely indispensable.

Everything that is new in meter instrumentation will be found in this book. For example, in addition to full coverage of the many types of conventional d-c, high frequency a-c and modulated type VTVM, the digital voltmeter is also discussed in full detail. Also covered are the ultra-high impedance electrometer vacuum tube voltmeter; transistor voltmeter and industrial transducers for voltmeters.

Explains in detail the construction and operation of all types of electrical meters to use for making different kinds of measurements in electronic and electrical equipment and industrial applications. Also explains how to make measurements... namely, where to connect the meters. A section is devoted to multi-phase circuit measurements. #144, \$3.90.

**HOW TO INSTALL AND SERVICE AUTO RADIOS (2nd edition)** by Jack Darr. The 2nd edition of this extremely informative and practical book brings auto radio installation and servicing right up to date. All the new tricks of the trade are to be found here. The techniques applicable to the most modern auto radios—signal-seeking tuners, hybrid auto radios, transistor auto radios, conversion from 6 to 12 volt operation, and many more new things are explained in great detail. The author, an expert in this field runs a very successful auto radio and mobile radio installation and service shop. This 2nd edition contains practical, proven solutions and is really a money making "tool" #159, \$3.25.

**RIDER**  
ANNOUNCES NEW  
RECEIVING-PICTURE TUBE  
SUBSTITUTION  
GUIDEBOOK  
... the answer to all tube substitution problems

**MASTER RECEIVING-PICTURE TUBE  
SUBSTITUTION GUIDEBOOK by H. A. Middleton**

The fabulously popular Receiving Tube Substitution Guidebook\* and all four supplements has been reset, expanded and brought up to date in one master book. The original Tube Substitution Guidebooks were considered the most handy and important work books for technicians, engineers and hobbyists—the new Master Book, is even more valuable. In one Master Book, that is easy to use, the entire range of all radio and television receiving and picture tubes and their substitutions are at your fingertips.

- 5100 Radio and Television Receiving Tube and 825 Picture Tube substitutions are listed in numerical sequence with accompanying wiring instructions showing the original and substitute tube socket illustrations.
- features European-American and American-European cross index listing more than 325 American to European substitutions; more than 320 European to American tube substitution.
- special section on ruggedized tubes.

This book is an indispensable tool to any person who designs, assembles or repairs radio, TV or electronic equipment. This book pays for itself almost immediately. A major portion of the first printing has been sold out, you must act now to reserve your copy. Satisfaction guaranteed. #244—8½ x 11", only \$7.45.

\*For a short time, the original RECEIVING TUBE SUBSTITUTION GUIDE, its three SUPPLEMENTS plus a fourth SUPPLEMENT (ready soon) will be available.

**REPAIRING TELEVISION RECEIVERS**, by Cyrus Glickstein. The most modern completely practical book, written by an expert with long experience in television receiver repair. Devoted to troubleshooting and repair techniques which are modern, yet down-to-earth. Covers the use of simple as well as elaborate test equipment #191, Only \$4.40.

**ADVANCED TV SERVICING TECHNIQUES**, by Zbor and Schildkrant. A complete advanced TV servicing course, developed by the Radio-Electronics-Television Manufacturers Association. Shows how to use every conceivable type of test equipment, how to service every part of a TV receiver. Explains latest techniques. Soft cover, 8½" x 11". **MAIN TEXT**, 192 pp., illus. #161, \$3.60.

**LABORATORY WORKBOOK**, 32 pp. #161-2, \$.95.  
**TV PICTURE TUBE-CHASSIS GUIDE**, by Rider Lab Staff. This easy-to-use TV tube type chassis guide covers all picture tube types used in TV receiver production from 1946 to February 1957—over 7,000 listings. Organized by chassis number, and in some cases, by models so that the technician can immediately locate the correct picture tube type simply by knowing the chassis number, #204, Only \$1.35.  
Dept. ET-12

**JOHN F. RIDER PUBLISHER, INC.**  
116 West 14th Street, New York 11, N. Y.

## New Books

Book marked with an asterisk (\*) may be obtained prepaid from Electronic Marketers, Book Sales Division of Electronic Technician

**\*TWO-WAY RADIO.** By Allan Lytel. Published by McGraw-Hill Book Co. 304 pages, hard cover. \$9.50.

The growing field of two-way communications is explored for technicians in this compact volume. Written in a straightforward manner, the author covers both mobile and fixed base radio transmitters and receivers. Transmitter theory is thoroughly discussed with a minimum of mathematics. Antennas, Selective Calling, Power Supplies, Test Equipment and Servicing chapters provide the reader with a good overall picture of two-way radios. Generous use of photographs, drawings and charts further enhance this informative guide.

**GE TRANSISTOR MANUAL.** Published by General Electric Co., Semiconductor Products Div., Charles Bldg., Liverpool, N. Y. 277 pages, soft cover. \$1.00.

Unlike receiving tube manuals, transistor manuals for technician use are relatively rare. GE's fourth edition helps to fill this void. Completely rewritten in an effort to bring fast-moving transistor applications up-to-date, the text includes some of the following chapters: basic semiconductor theory, transistor radio servicing techniques, hi-fi circuits, audio amplifiers. In addition, there is a revised listing of American JEDEC-registered transistor types, with basic specifications and interchangeability information.

**ADDITIONAL 1959 TV SERVICING INFORMATION.** Vol. TV-16. Compiled by M. N. Beitman. Published by Supreme Publications, 1760 Balsam Road, Highland Park, Ill., 192 pages, soft cover. \$3.00.

As the title implies, this volume is a compilation of TV schematics and servicing information covering 1959 TV receivers not included in a previously published volume. It includes alignment, waveforms, CRT removal, etc.

**\*PRINCIPLES OF ELECTRONICS.** By M. R. Gavin and J. E. Houldin. Published by D. Van Nostrand Co., Inc. 348 pages, hard cover. \$5.75.

The basic principles of tube, transistor and other electronic devices are thoroughly covered in this text, together with their applicable circuits. The book is intended for the mature technical student as a background prior to specializing in a particular college-level phase of electronics. Though the mathematical treatment rarely uses calculus, a good knowledge of pre-engineering math is necessary to fully appreciate the broad electronics foundation to be garnished from the text.

NOW...

# THE WORLD'S FINEST TV SERVICE DATA plus THE WORLD'S FINEST TRANSISTOR AND HOME RADIO SERVICE DATA



## volume 26 RIDER combination (TV—TRANSISTOR—HOME RADIO) manual

Available December

### TELEVISION RECEIVERS

Latest service data covering products of 19 manufacturers.\*

### TRANSISTOR RADIOS

Latest service data covering products of 13 manufacturers.\*

### HOME RADIOS

Latest service data of tube radios of 15 manufacturers.\*

\*Covers February 1959 to September 1959.

### SAVE SERVICING TIME

No more hunting down of hard-to-get schematics...no more guesswork...no more trial and error! Factory accuracy and Factory coverage. All in one place—instantly available—permanent durable file of dependable service information at an economical price. Useful for many years. Only \$27.00 Start saving time now—order RIDER COMBINATION MANUAL 26 at your jobber today...Limited Printing.

**JOHN F. RIDER PUBLISHER, INC.**



116 West 14th Street  
New York 11, N. Y. ET 12

# Look for the I. H. Mark of Quality

IT MEANS "DOUBLE ASSURANCE" FOR YOU!



I. H. Mfg., with its resources as the subsidiary of one of the leading manufacturers of television accessories—now makes a natural progression into the electronics distribution industry, with these fine products of Bel Fuse, Inc. It's your double assurance of superb product precision, tested performance and "long" profits—down the line.

## BELIMITER Replacement CHEMICAL FUSES

new protective device used in R. C. A. Damper Circuits



Amazing new "Belimiter" now used in R. C. A. Damper Circuits instead of conventional fuses—prevents circuit failures due to tube "flash overs." Protects against injurious overloads. Passes surges up to 5 times normal current.

Complete brochure on request

**I. H. MFG. CO.** — "the mark of quality"

Subsidiary of Industrial Electronic Hardware Corp.  
121 Greene Street — New York 12, N. Y. • ORegon 7-1881

Export: Roburn Agencies, 431 Greenwich St., N.Y. 13 • Canada: Active Radio & TV, 58 Spadina Ave., Toronto



# SOUND

FOR EVERY PA PURPOSE



10-20  
30-60  
WATTS

BY PRECISION ELECTRONICS

**MODEL 30 PA  
30 WATT AMPLIFIER**

De Luxe, dependable amplifier with constant duty transformer and quality components. Input mixing for 2 microphones and phono channel. Bass and Treble controls. Frequency response  $\pm 2$ DB. 30-15,000 CPS. Hum and noise 70DB. below rated output. Output 4, 8, 16 and 250 ohms. Two tone brown enamel wrinkle finish cabinet. Also available with phono turntable. Net \$59.95

AT LEADING SOUND DISTRIBUTORS OR WRITE

Precision Electronics, Inc.  
 9101-L King Ave., Franklin Park, Ill.  
 Please Rush Public Address Equipment Catalog.  
 Name \_\_\_\_\_  
 Street \_\_\_\_\_  
 City \_\_\_\_\_ Zone \_\_\_\_\_ State \_\_\_\_\_

## Damper Faults


(Continued from page 41)

instance, a blocking condenser in the yoke circuit changed capacity, causing the trouble.

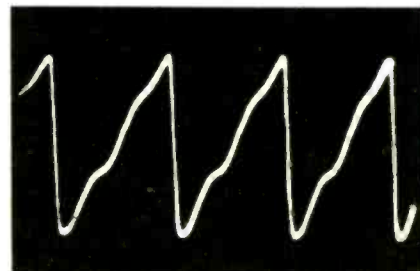
Another example is damper ringing. Fig. 8A shows a raster with three bright vertical bars, and a thin bright edge at the extreme left. Fig. 8B illustrates a sawtooth current waveform from the yoke. Note the slow beginning of trace, creating

Fig. 8A—Vertical "ringing" bars in the raster caused by a wide change in value of the boost capacitor. (B)—Unlinear sawtooth current waveform indicates points where beam slows. (C)—A normal voltage waveform at the horizontal output tube plate. Some residual oscillation appears. (D)—A distorted base line between the damper voltage pulses directed attention to faulty boost network.

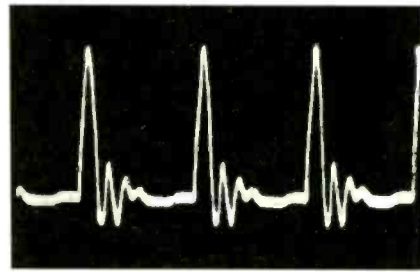
(A)



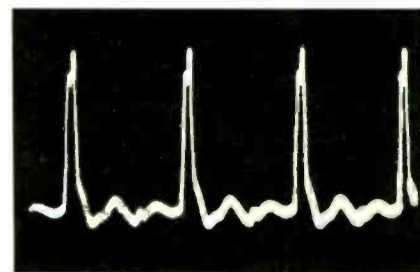
(B)



(C)



(D)





Eliminate call backs...  
use dependable,  
industry-preferred...



**3 WATT SIZE**  
5/16" x 1/4"

**5 WATT SIZE**  
1 1/4" x 1/2"

**AXIAL-LEAD RESISTORS**

Vitreous-enameled, power-type, axial-lead units designed to withstand high temperatures.

**LITTLE DEVIL®**  
**COMPOSITION RESISTORS**

Meet all MIL-R-11A requirements. Available in 1/10, 1/4, 1/2, 1, and 2-watt sizes in all standard EIA values.

**BROWN DEVIL®**  
**RESISTORS**

Vitreous-enameled. In 5, 10, and 20-watt sizes.

**TYPE AB**  
**POTENTIOMETERS**

Resistance material is solid-molded, noise-free. Rated at 2 watts.

**FR-7.5 FUSE**  
**RESISTOR**

For easy replacement in many television receivers. 1 1/2" Tinned wire leads.

WRITE FOR STOCK CATALOG



OHMITE MANUFACTURING COMPANY  
3687 Howard St. • Skokie, Illinois

the narrow bright strip on the extreme left. Observe the two major dips in the trace, corresponding to the brightest bars on the screen. The dim vertical bar in between is evident on the scope when a single cycle is traced and with horizontal gain lowered. A scope waveform taken at the horizontal output plate appeared normal, as shown in Fig. 8C. The voltage pulse at the damper high side, indicated in Fig. 8D, reveals ripple distortion on the base line. This pointed to trouble directly in the damper circuit. A wide capacity located in the boost network caused the "ringing" by upsetting the boost ripple phasing.

**Isolating Boost Circuits**

It is generally agreed that a look at the manufacturer's circuit schematic is one of the best ways to begin a bench job. This pause gives the technician a chance to reason, and therefore formulate a better method of attack. In this case, attention is directed first to circuits taking voltage from B + boost.

Some technicians are occasionally awed by horizontal oscillator circuits operating from B + boost. A quick answer to this question is a substitute power supply. Circuit patching (taking proper boost voltage from another TV on the bench or a power supply) is utilized by many technicians not having modern "analyst" equipment, including built-in substitution functions. The patched voltage, should, of course, be properly fused.

Substituting a voltage equal to the original boost at the horizontal oscillator quickly clarifies the question, "which failed first, oscillator or the boost?"

Many sets employ boost voltage to vertical sweep circuits. Checking the manufacturer's schematic reveals this fact. Disconnecting the boost supply line to the vertical circuit, while observing boost voltage on a VOM, will immediately orient the fault—often saving wasted time in probing wrong areas. Other circuits operating from B + boost are treated in a similar manner.

A number of situations arise where insufficient high voltage is being produced to provide a raster. Sawtooth voltage at the horizontal output tube grid is normal. Scope probing at the high side of the damper, and a series

(Continued on following page)

**NEWEST**  
**BEST BUYS FROM**  
**EICO®** ripple  
at full load  
is only  
**0.005%**



with new  
**Model 1020**  
**POWER &**  
**BIAS SUPPLY**  
(PAT. PEND.)  
**FOR**

**TRANSISTORIZED EQUIPMENT**

Wired \$27.95 Kit \$19.95

- Checks All transistor radios.
- Includes power transformer, full-wave silicon diode rectifier circuit, electrolytic capacitor input filter followed by a two-power transistor (2-2N256) cascaded filter circuit providing extraordinary ripple rejection.
- output voltage: 0-30 VDC continuously variable, monitored by dual-range voltmeter (0-6, 0-30 VDC).
- continuous output current capacity: 150 ma @ 0-12 V; 200 ma @ 12-24 V; 300 ma @ 24-30 V.
- 0.5A fuse protects against short circuit.
- comparable in purity of output and in voltage & current capacity to transistorized supplies selling for several hundred dollars.
- ideal for laboratory, development & service work on transistors & transistorized equipment.
- rugged grey wrinkle steel case 5" x 4" x 5 1/2".

**SERIES/PARALLEL**  
**R-C COMBINATION**  
**BOX #1140**

Wired \$19.95  
Kit \$13.95

Exclusive with EICO—1350 possible combinations! Switching facilities permit selection of any resistance or capacitance alone, or 1350 combinations of same in series or parallel. Standard EIA resistance values (1W) from 15 ohms to 10 megs in decade multiples of 15, 22, 33, 47, 68, 100; standard EIA capacitance values (most 600V) from 0.0001 to 0.22 mfd. All 10% accuracy. Open & short circuit positions provided. Convenient jack-top binding posts. Compact: 6 1/4" h, 5 1/2" w, 2 3/8" d.



**FAST**  
**TUBE & CRT**  
**FILAMENT**  
**TESTER #612**  
Wired \$5.95  
Kit \$3.95

Includes batteries

Fast filament checking of series string & all other TV & radio tubes (9-pin, octal, foctal, 7-pin); 14-pin, 12-pin, 8-pin CRTs; bayonet & screw-type pilot lamps; cartridge fuses. Jst plug tube into tester socket, observe indicator lamp—no fiddling with controls or switches. Self-powered for convenience & safety. 7-pin & 9-pin miniature tube pin straighteners provided. Compact: 6 1/4" h, 3 3/4" w, 2" d.

Compare these best buys at your neighborhood EICO distributor. For free catalog on 65 models of EICO test instruments, hi-fi & "ham gear, write to Dept. ET-12.

**EICO®** Electronic Instrument Co., Inc.  
33-00 Northern Boulevard  
Long Island City 1, N. Y.

Advt 5% in West

# TWO-WAY RADIO SERVICE COMPANIES

**Bendix Radio would like to ask you three very important questions:**

- Are you a competent, aggressive two-way radio service organization?
- Can you sell and service a top-quality line of mobile two-way radio equipment?
- Would you like to give your income a healthy boost . . . with the help of one of America's oldest and largest electronics firms?

*If your answer to these questions is yes, you ought to know about our new mobile radio dealer sales program.*

Best discounts in the industry	No competition from factory sales
New, transistorized products	Generous sales help program

Write for information to: *Mobile Two-Way Radio Dealer Sales*

**Bendix Radio Division**  
INDUSTRIAL ELECTRONICS PRODUCTS  
BALTIMORE 4, MARYLAND



Export Sales & Service: Bendix International, 205 E. 42nd Street, New York 17, N. Y.



299 Stereo Amplifier

## **Here's Why You, Too, Should Recommend H. H. Scott Stereo Hi Fi Components**

A recent survey showed that electronic technicians recommended H. H. Scott most often. The reason: H. H. Scott components have advanced features and circuit designs found nowhere else. The highest quality electronics parts are used to give years of trouble-free operation. Spacious chassis layout simplifies servicing when required. That's why when you recommend H. H. Scott, you can do so with confidence.

**H. H. SCOTT**

H. H. SCOTT INC., 111 Powdermill Road, Dept. ET12, Maynard, Mass.

**FREE—Rush me your free catalog and hi-fi guide containing complete technical information on H. H. Scott components.**

Name .....

Address .....

City ..... State .....

Export: Telesco International Corp., 36 W. 40th St., N.Y.C.

(Continued from preceding page)

current probe at the low end of the horizontal deflection coils will often point the way to the trouble area.

### Case Histories

A group of RCA direct drive sets, using 6CD6's showed insufficient width, burned up 6CD6's, damaged flybacks and critical agc. Investigating the damper boost circuits revealed nothing more startling than: (a) some linearity coils had previously overheated, lost most of the wax outer coating, absorbing considerable moisture during humid weather; (b) other linearity coils were in good condition but had been misadjusted by do-it-yourselfer's; (c) some coils had one or more turns shorting under load.

In more than half of this entire group, the horizontal output transformers were damaged from overheating. All customers complained of frequent replacement of expensive output tubes. After damaged components were replaced the following adjustments were made: Horizontal drive was set at or as near to manufacturer's specifications as possible. Width and linearity coils were adjusted while observing the yoke sawtooth current waveform on a scope. Adjustments were made to give best linear sweep. In addition, with a milliammeter in the cathode of the horizontal output tube, the linearity coils were retouched to resonance—consistent with lowest cathode current and best linearity. No similar complaints were received from any of the set owners since repairs were made.

Considerable difficulty was observed with boost problems in Dumont sets, RA166 through 171. A special semi-polarized 10  $\mu$ f boost capacitor is specified. Therefore, when ordinary electrolytics were substituted they failed in short order.

Another group of RCA sets, with 12" and 17" screens (many are still in use as second or third sets in play rooms, bedrooms and home basements), generally develop two damper faults: (1). Two cables from the damper tube heater terminals to the transformer tie point, break down to chassis. Cables should be replaced at the first opportunity when the sets come in for other repairs. Good high voltage cable should be used. (2). The damper 6.3 volt heater trans-





### SIGNAL TRACER

Checks all stages from Antenna to Speaker or Picture Tube. Tests microphones, appliances, pickups, transformers, speakers, resistors, condensers, etc.

Model 202 (with AF Probe) . . . Net \$37.50  
 Model A Probe (RF Demodulator) . . . . . Net 4.50  
 Model B Probe (RF Demodulator, Amplifier) . . . . . Net 7.50



### VTVM KIT

Easily assembled! Solves numerous problems. Sensitive voltage measurements with negligible circuit loading. Accurate AC voltage ranges for checking line voltages, amplifier power output, frequency response. Positive and negative DC voltage ranges. Checks resistance. Radio, TV servicing; maintenance of electronic equipment; many other uses. Net \$27.95.

### PRECISION ELECTRONICS, INC.

9101-P King Ave., Franklin Park, Illinois

## Typical Indoor Antenna Gripe

I'm afraid to let go-or  
 THE PICTURE FADES-!!



But Not With-

## Channel King<sup>®</sup> Indoor Antenna

Extends to 42"  
 Retracts to 0"

**R** SINGLE DIAL adjusts arms and signal  
**R** Hands NEVER touch Antenna arms

See your Distributor . . . Or write for Literature and Specification Sheets

### MARJO TECHNICAL PRODUCTS COMPANY

1146 E. Henry Street, Linden, N. J.

former built into the power transformer fails. Replacement can be made with a separate unit, mounted under or on top of the chassis. Room on the back of the high voltage cage is sometime available. The transformers should be insulation-test-rated at 10,000 volts.

### Tough Dog

How many technicians, overlooking a symptom detail, have been stuck with faults similar to this one, now included in the list of "dog" classics?

In this case the horizontal oscillator, vertical oscillator and vertical output are supplied by B + boost. Vertical sweep has collapsed to a line about one half inch high. Horizontal sweep appears normal—but not quite. Width is insufficient by a bare half inch on one side. After spending two hours disconnecting and checking coupling and bypass condensers in the vertical oscillator and output sections, a bad 20  $\mu$ f electrolytic decoupling capacitor tied to B + boost is found.

The vertical blocking oscillator was critical to a small voltage change, primarily because of a relatively high decoupling resistor in the plate circuit. The horizontal oscillator was only slightly affected. The symptom pointed to trouble on the boost line, because of width discrepancy, and called for investigation at the beginning.

Time appears to be the only real tangible asset the technician has. The success of his business depends largely upon rapid troubleshooting and effective repair. Localizing circuit faults before detailed voltage and resistance checks is the key to becoming a real "pro". This can be done successfully only by initial review of manufacturers schematics and precise interpretation of fault symptoms, aided of course by remembering hard-earned experiences. •

### Kelly TV RENTAL FORMS

Printed forms, measuring 4"x5½", for use by firms engaged in TV set rentals, provide space for all the information needed to cover each rental. Dealer's name and address can be printed on the forms. Available in pads of 100 rental slips. Kelly's Workshop, 1865 Western Ave., Albany 3, N. Y. (ELECTRONIC TECHNICIAN 12-29)

# PROTECT ALL ELECTRONIC TUBES

WITH



## Electronic Tube Protector

Designed To Protect All Electronic Tubes in TV or Hi-Fi Sets, Amplifiers, and Similar Electronic Equipment. Will Double or Triple Tube Life Including Picture Tubes.



List Price \$395 — DEALER NET PRICE \$263



List Price \$495 — DEALER NET PRICE \$330

ATR Electronic Tube Protectors will double or triple the life of all electronic tubes including picture tube in TV or Hi-Fi Sets, Amplifiers, Electronic Organs, and other similar electronic equipment. The ATR Electronic Tube Protector utilizes a thermal cushion-action principle which also protects all other components by eliminating initial damaging surge currents. The ATR Electronic Tube Protector can be used with any electronic equipment having input wattage of 100 to 300 watts.

### SEE YOUR JOBBER OR WRITE FACTORY

✓NEW MODELS ✓NEW DESIGNS ✓NEW LITERATURE  
 "A" Battery Eliminators, DC-AC Inverters, Auto Radio Vibrators



AMERICAN TELEVISION & RADIO CO.  
 Quality Products Since 1931  
 SAINT PAUL 1, MINNESOTA, U. S. A.



"Forget that lousy ruby, Ed. Let's pry this Jensen cartridge loose."

## Faulty CRT

(Continued from page 48)  
 sound and picture off, voltage at this point would jump to about  $-10v$ . Pin 9 of the agc section of the 4BU8 indicated higher than normal negative reading.

I wondered if the agc pot or some of the bias resistors in this circuit could be intermittent? A check of the 750k ohm pot and associated resistors, including the 1.2 meg bias resistor, showed no faults here.

Using the scope again, with low capacity probe to pin 9 of the 8AU8 video output plate, no video appeared; but some a-c was present. Moving to the arm of the contrast control showed even more a-c. With the probe to the .1 $\mu$ f video coupling condenser, connected to the cathode of the picture tube, an a-c peak to peak reading of about 17 volts appeared. Then it occurred to me. How about the picture tube? A check of the CRT showed a high resistance heater-to-cathode short, indicated in Fig. 2.

A 6.3 volt isolation transformer was installed and the set worked normally. As this set has a series heater string, a 10 ohm, 10 watt resistor was used to bridge the break in the heater line.—Richard F. Crocker, Fresno, Calif.

### Raytheon TUBES

Nine new receiving tube types have been added to the firm's replacement line. 5CM8, a TV amplifier; 5EA8, an oscillator mixer in VHF sets. Both are nine pin miniature triode-pentodes with controlled heater warm-up characteristics. 6EH5, a seven pin miniature pentode for audio output applications. 6EX6, a high-power horizontal deflection tube in 110° TV receivers, is an octal beam-power pentode that can serve as a replacement for the 6CD6GA. 6FV6, a seven pin miniature tetrode, is used as an RF amplifier in at least 18 models of TV receivers, 8EM5, a nine pin miniature beam-power tube, for use as a vertical-deflection amplifier. 12DU7, a nine pin miniature duo-diode-tetrode, for auto radios in late model 12-volt cars. 7027A, an octal based beam-power pentode is an improved version of 7027. 7189, a nine pin miniature pentode, is used in many commercial hi-fi systems. Raytheon Co., 55 Chapel St., Newton 58, Mass. (ELECTRONIC TECHNICIAN 12-7)

### ERRATUM

Circuit Digest Issue 86  
 October, 1959.

Circuit Digest #527.

Sylvania Chassis designation should read: 1-541-7, -8 and 1-541-9, -0; not 1-541, 1-547, 1-548, 1-549, 1-550.



## QUIETROLE

the ANSWER TO  
 NOISY CONTROLS  
 and SWITCHES

over  
 12 YEARS OF  
 PROVEN SUPERIORITY

Costs Just Pennies more than  
 the poorest substitute . . .

Supplied in Spray can and 2, 4, 8 oz. bottles



# Olson

## FREE

Fill in coupon for a FREE One Year Subscription to OLSON RADIO'S Fantastic Bargain Packed Catalog — Unheard of LOW, LOW, WHOLESALE PRICES on Brand Name Speakers, Changers, Tubes, Tools, Hi-Fi's, Stereo Amps, Tuners and thousands of other Electronic Bargains.

NAME \_\_\_\_\_  
 ADDRESS \_\_\_\_\_  
 CITY \_\_\_\_\_ ZONE \_\_\_\_\_ STATE \_\_\_\_\_

If you have a friend interested in electronics send his name and address for a FREE subscription also.

### OLSON RADIO CORPORATION

503 S. Forge St. Akron 8, Ohio

VIS-U-ALL  
 BUSINESS BUILDING TEST EQUIPMENT FOR SERVICE DEALERS

here's  
**MONEY MAKING  
 CONVENIENCE**

tubes, tools and built-in tube tester . . . all in one handy case!

**THE V100 DYNAMIC CADDY-TESTER**

Built-in tester checks over 800 TV-radio tubes dynamically; also tests picture tubes and selenium rectifiers. On house calls, you test all tubes in a set . . . sell more, make more! Only 4 sockets and exclusive Master Switch test all receiving tubes, past, present and future. Never obsolete. Well built, professional caddy holds 150 tubes.

**ONLY \$109.00**

Write for Details

**VIS-U-ALL PRODUCTS CO.**  
 641 EASTERN, S. E.  
 GRAND RAPIDS 6,  
 MICHIGAN



## INDEX TO ADVERTISERS

<p><b>American Television &amp; Radio Co.</b> . . . 77 Agency: Firestone-Goodman Adv Agency</p> <p><b>American Telephone &amp; Telegraph Co.</b> 60 Agency: Cunningham and Walsh, Inc.</p> <p><b>Amphenol-Borg Electronics Corp.</b> . . . 9 Agency: Burton Browne Advertising</p> <p><b>Arco Electronics, Inc.</b> . . . . . 52 Agency: Sternfield-Godley, Inc.</p> <p><b>Astatic Corp.</b> . . . . . Cover III Agency: R. J. McCallister Co.</p> <p><b>Atlas Sound Corp.</b> . . . . . 68 Agency: Zam &amp; Kirshner, Inc.</p> <p><b>B &amp; K Manufacturing Co.</b> . . . . . 51 Agency: Henry H. Teplitz Adv Agency</p> <p><b>Bendix Radio Division</b> . . . . . 76 Agency: MacManus, John &amp; Adams, Inc.</p> <p><b>Blonder-Tongue Laboratories, Inc.</b> . . . 64 Agency: Jack Gilbert Associates</p> <p><b>Bussmann Manufacturing Co.</b> . . . . . 20 Agency: Henderson Advertising Co.</p> <p><b>CBS Electronics</b> . . . . . 5, 6, 7 Agency: Bennett &amp; Northrop, Inc.</p> <p><b>Centralab Div., Globe-Union, Inc.</b> . . . 58 Agency: Stral Advertising Co.</p> <p><b>Century Electronics Co.</b> . . . . . 71 Agency: Nat Kermin Advertising</p> <p><b>Channel Master Corp.</b> . . . . . 2, 3 Agency: Duso Advertising Inc.</p> <p><b>Chemical Electronic Engineering, Inc.</b> 79 Agency: Madison Advertising Agency</p> <p><b>Chicago Standard Transformer Corp.</b> 59 Agency: Stral Advertising Co.</p> <p><b>Clarostat Manufacturing Co., Inc.</b> . . . 21 Agency: Lescarboursa Advertising, Inc.</p> <p><b>Clear Beam Antenna Corp.</b> . . . . . 29 Agency: Consolidated Advertising Directors</p> <p><b>Cornell-Dubilier Electric Corp.</b> 55, 56, 57 Agency: Friend-Reiss Advertising, Inc.</p> <p><b>Du Mont Laboratories, Inc., Allen B.</b> 67 Agency: Lescarboursa Advertising, Inc.</p> <p><b>EICO</b> . . . . . 75 Agency: Zam &amp; Kirshner, Inc.</p> <p><b>Electro-Voice, Inc.</b> . . . . . 8 Agency: Henry H. Teplitz Adv Agency</p> <p><b>E-Z Hook Test Products</b> . . . . . 65 Agency: Robert Acomb, Inc.</p> <p><b>G-C Electronics Co.</b> . . . . . 27 Agency: Paul J. Steffen Co.</p> <p><b>General Electric Co., Electronic Components Div.</b> . . . . . 15 Agency: Maxon, Inc.</p> <p><b>General Electric Co., Television Receiver Dept.</b> . . . . . 30 Agency: Young and Rubicam, Inc.</p> <p><b>Globe Electronics, Div. of Textron</b> . . 72 Agency: Town Crier Agency</p> <p><b>Gonset Division</b> . . . . . 79 Agency: Clayton F. Bane Adv Agency</p> <p><b>Greyhound Corp.</b> . . . . . 19 Agency: Gray Advertising Agency, Inc.</p> <p><b>Heath Co.</b> . . . . . 62 Agency: Advance Advertising Service, Inc.</p> <p><b>Hi-Par Products Co.</b> . . . . . 26</p> <p><b>I-H Manufacturing Co.</b> . . . . . 74 Agency: Zam &amp; Kirshner, Inc.</p> <p><b>Institute of Radio Engineers</b> . . . . . 70 Agency: Raymond Schoonover/Advertising</p>	<p><b>International Rectifier Corp.</b> . . . . . 25 Agency: Carson/Roberts/Inc.</p> <p><b>International Resistance Co.</b> . . . . . 53, 65 Agency: Arndt, Preston, Chapin, Lamb and Keen, Inc.</p> <p><b>Jackson Electrical Instrument Co.</b> . . . 14 Agency: R. L. Conhaim Advertising</p> <p><b>Jensen Industries, Inc.</b> . . . . . 78 Agency: Wright, Campbell &amp; Suitt, Inc.</p> <p><b>Jensen Manufacturing Co.</b> . . . . . 80 Agency: Burton Browne Advertising</p> <p><b>JFD Electronics Corp.</b> . . . . . 10, 11 Agency: Delphi Advertising, Inc.</p> <p><b>Kester Solder Co.</b> . . . . . 72 Agency: Paul J. Steffen Co.</p> <p><b>Mallory &amp; Co., Inc., P. R.</b> . . . . . 16, 17 Agency: The Aitkin-Kynett Co., Inc.</p> <p><b>Marjo Technical Products Co.</b> . . . . . 77 Agency: Advent Associates, Inc.</p> <p><b>Moss Electronic, Inc.</b> . . . . . 49 Agency: Bass &amp; Co.</p> <p><b>Ohmite Manufacturing Co.</b> . . . . . 75 Agency: The Fensholt Advertising Agency</p> <p><b>Olson Radio Corp.</b> . . . . . 78 Agency: Wilson &amp; Wagoner Advertising</p> <p><b>Perma-Power Co.</b> . . . . . 63 Agency: Stral Advertising Co.</p> <p><b>Precision Electronics, Inc.</b> . . . . . 74, 77 Agency: Jones Frankel Co., Advertising</p> <p><b>Quietrol Co.</b> . . . . . 78 Agency: Sander Rodkin Adv Agency Ltd.</p> <p><b>Radio Corp. of America</b> 54, 66, Cover IV Agency: Al Paul Lefton Co.</p> <p><b>Reeves Soundcraft Corp.</b> . . . . . 69 Agency: The Wexton Co., Inc.</p> <p><b>Rider Publisher, Inc., John F.</b> . . . . . 73 Agency: Jack Gilbert Associates</p> <p><b>Scott, Inc., H. H.</b> . . . . . 76 Agency: Arnold &amp; Co., Inc.</p> <p><b>Sencore—Service Instruments Corp.</b> . . . . . 22, 24, 26, 28 Agency: R. N. Johnson Advertising</p> <p><b>Sonotone Corp.</b> . . . . . 18 Agency: Doherty, Clifford, Steers &amp; Sheffield, Inc.</p> <p><b>Sprague Products Co.</b> . . . . . 13 Agency: The Harry P. Bridge Co.</p> <p><b>Sylvania Div., General Telephone &amp; Electronics</b> . . . . . 12, Cover II Agency: J. Walter Thompson Co.</p> <p><b>Tarzian, Inc., Sarkes</b> . . . . . 59, 61, 63, 65, 67, 69 Agency: Argyle Wampler Advertising</p> <p><b>Technical Appliance Corp.</b> . . . . . 68 Agency: Lescarboursa Advertising, Inc.</p> <p><b>TungSol Electric Inc.</b> . . . . . 23 Agency: E. M. Freystadt Assoc., Inc.</p> <p><b>United Catalog Publishers</b> . . . . . 61 Agency: Jack Gilbert Associates</p> <p><b>Vis-U-All Products Co.</b> . . . . . 78 Agency: Stral Advertising Co.</p> <p><b>Vocaline Co. of America</b> . . . . . 4 Agency: The Wexton Company, Inc.</p> <p><b>Wen Products, Inc.</b> . . . . . 69 Agency: Burton Browne Advertising</p>
--	---



### SERVICEMEN KNOW! Here they pay less and get the best **HUSH**®

**Chemically-Electronically, engineered for Tuners and Switching Mechanisms.**

When New HUSH is applied it will wash-away that dirt, leaving clean and positive contacts protected by a lasting lubricant. New HUSH is made from the finest solvents and it contains Electro-Silicone oils.

Also available—2 oz., 8 oz., 32 oz. containers      6 oz. Spray can **\$2.25** net

### **EVER-QUIET**®

Since 1949

**VOLUME CONTROL AND CONTACT RESTORER**  
EVER-QUIET is a free-flowing liquid that leaves no powder residue. Scientifically designed to seep around the shaft and penetrate the control or potentiometer, cleaning the contacts and leaving a safe protecting film. Harmless to metals, wire or carbon.

Also available—32 oz. containers      6 oz. Spray can **\$1.59** net

2 oz. Bottle & dispenser **79c** net



**CHEMICAL ELECTRONIC ENGINEERING, INC. Matawan, New Jersey**



## EXPAND YOUR CITIZENS BAND MARKET With the NEW 4-Channel **GONSET G-12**

### G-12

### Citizens Communicator 2-WAY RADIO

A complete 4-channel station for virtually unlimited business or private use. in car . . . truck . . . tractor . . . office . . . boat . . . plane! Operates on new 11-meter Citizens Band. Easy to obtain station license . . . merely fill out simple FCC form, no exam or special skills required.

#### Technician Dealers . . .

Gonset G-12 offers you . . . the perfect inexpensive equipment to serve the big, profitable Citizens Band market. Now . . . with 4-channel equipment! Demonstrate . . . sell . . . install . . . maintain.

#### Multiple and Repeat Sales . . .

G 12 units can operate together as a system. Examples—industrials . . . yards, warehouses . . . aviation . . . branch businesses . . . construction. Every industrial and commercial account you have is a hot prospect!

#### Full Feature Equipment . . .

No tuning . . . quartz crystal-controlled channels for highest stability, reliability. Easy, press-to-talk operation . . . has front-panel channel selector, noise limiter, superhet receiver with RF stage, adjustable squelch, transmitter tune indicator. Is fully FCC type accepted.

#### Dependable . . .

Employs latest electronic design techniques. Is rugged, compact. Only 4 1/2" H, 7" W, by 10" D. Weighs 11 lbs. Has gimbal mount, built-in 12V DC/117VAC universal power supply for fixed or mobile service.

**149<sup>95</sup>**  
per unit

WITH P-T-T MICROPHONE  
AND CRYSTALS FOR ONE CHANNEL.

Send coupon for FREE Citizens Band Booklet . . .

GONSET DIVISION DEPT. ET  
Young Spring & Wire Corp.  
801 South Main Street, Burbank, Calif


Gentlemen: Rush complete details on your technician dealer plan and free booklet: "11-meter Citizens' Band Radio"

NAME \_\_\_\_\_

ADDRESS \_\_\_\_\_


CITY \_\_\_\_\_ ZONE \_\_\_\_\_ STATE \_\_\_\_\_

**GONSET**  
Division of Young Spring & Wire Corporation  
801 SOUTH MAIN ST., BURBANK, CALIFORNIA



**TR-10 TRI-ETTE 3-Way Speaker System.**

Compare the Jensen TRI-ETTE with any bookshelf speaker and let your own ears tell you the reason for its rocketing popularity . . . *it sounds better!* It's what you'd expect from advanced Jensen engineering that begins where others leave off. Efficient too . . . needs only a 10-watt amplifier. Handsome in graceful contemporary design with fine woods in choice of Walnut, Mahogany or Tawny Ash. Get a TRI-ETTE speaker system for superb mono hi-fi . . . add another for the finest stereo reproduction in small space at only \$119.50 each. Table Base (extra) . . . \$5.45. Matching Floor Stand 14" high (extra) . . . \$12.95



**DF-1 DUETTE 2-Way Speaker System.**

A new high in loudspeaker value . . . a high quality, economically priced 2-way "bookshelf" system made possible by an entirely new and different high compliance 8" FLEXAIR® woofer by Jensen . . . capable of movement more than twice as far as previously available units . . . with low distortion bass down to 36 cycles in tube-vented BASS-SUPERFLEX® enclosure. Fine furniture crafted of 1/4" selected veneer in choice of Walnut, Mahogany or Tawny Ash finished on four sides for horizontal or vertical placement. Only \$79.50. Table Base (extra) . . . \$5.45. Floor Stand for vertical placement (extra) . . . \$7.50

You should know there is something better!

# Jensen "BOOKSHELF" LOUDSPEAKERS AND KITS

SPEAKER SYSTEMS IN FINE FURNITURE OR KITS FOR STEREO AND MONO HI-FI



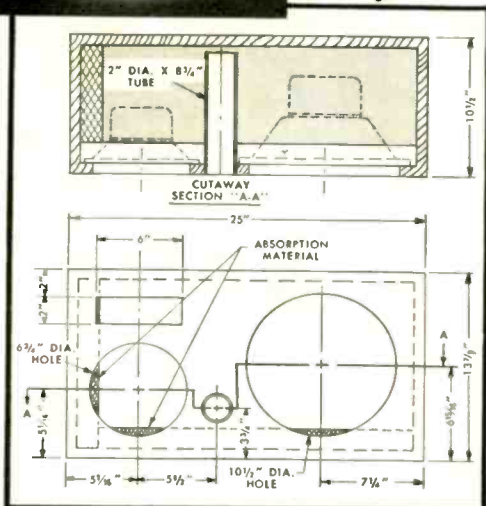
## KT-33 3-WAY SPEAKER SYSTEM KIT

BASIC  
ENCLOSURE  
DATA

### USE THESE KITS IN YOUR OWN CABINETS OR BUILT-IN SYSTEM

For outstanding TRI-ETTE performance in your own enclosure or custom built-in system, the KT-33 Kit is the answer. Includes P12-NF 12-inch FLEX-AIR woofer, P8-UM 8-inch midchannel, RP-103A compression driver tweeter, H-F control, crossover network, wiring

and full instructions for enclosure construction and installation. (Enclosure vent-tube 46MP06 must be ordered separately. Price 50c postpaid, direct from factory.) **KT-33 Speaker Kit.** Net only \$80.00. **KT-233 TWINKIT®.** Two matched systems for stereo. Net Only \$160.00.



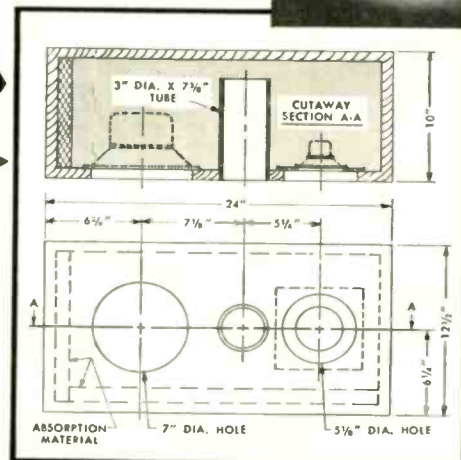
## KDF-1 2-WAY SPEAKER SYSTEM KIT

For fine sound at minimum cost, Jensen's KDF-1 DUETTE Speaker Kit gives you complete 2-way system performance. When you make your own cabinet or built-in speaker system and install the KDF-1 Kit you'll save and get the same fine performance of the DF-1 DUETTE furniture model. Includes P8-QF 8-inch FLEXAIR woofer, enclosure vent-tube, P35-VAH tweeter, coupling element, terminal panel, H-F control, wiring material and complete instructions for building enclosure. Net only \$29.75.



BASIC  
ENCLOSURE  
DATA

ALL JOINTS MUST BE  
AIR TIGHT  
USE 3/4" PLYWOOD  
THROUGHOUT



## Jensen MANUFACTURING COMPANY

Division of The Muter Company

6601 S. Laramie Avenue • Chicago 38, Illinois  
In Canada: Renfrew Electric Co., Ltd., Toronto  
In Mexico: Radios Y Television, S.A., Mexico, D.F.


\*T.M.



# ASTATIC 77

## DYNAMIC CARDIOID MICROPHONE

with the industry's most positive anti-feedback characteristics



*Something to Sing about*

#### LIST PRICES Model 77 (Illustrated)

Chrome Finish, \$82.50;  
Gold Finish, \$92.50.  
Model 77L (Head only),  
Chrome Finish, \$72.50;  
Gold Finish, \$82.50.  
Model G-77 (Complete  
with G-Stand),  
Chrome Finish, \$97.45.

When you're looking for the ultimate in cardioid microphones, consider these advanced features of Astatic's Model 77 and see if you don't agree that no other manufacturer has SO MUCH TO SING ABOUT—the most positive anti-feedback characteristics ever achieved, -18 db; exclusive Mylar diaphragm that is pop-proof and blast-proof, retains like-new flex properties for more years; an exclusive sintered bronze method of acoustic phase shifting that creates the industry's top directional characteristics; -52 db output and exceptionally flat response through 30 to 15,000 cps.

Do one thing for your own satisfaction. On your next installation, make a direct comparison of the Astatic 77 with any other cardioid. We'll guarantee—when anyone mentions the word "cardioid" again, you'll sing the praises of this incomparable Astatic instrument.

THE **Astatic** CORPORATION, CONNEAUT, OHIO

IN CANADA: CANADIAN ASTATIC LIMITED, TORONTO, ONTARIO  
EXPORT SALES: ROBURN AGENCIES INC. 431 GREENWICH ST., N. Y. 13, N. Y., U. S. A.

FROM What  
You HEAR

GO BY BRAND  
—GO BUY ASTATIC

SINGING SOUNDS BETTER WHEN THERE'S AN ASTATIC MICROPHONE ABOUT

The  
good  
news  
is getting  
around



DAVID G. BAKER  
RD 2  
DOVER PENNA  
TI-62N AS 9A5050C

Have you checked the big dealer profits  
on RCA Monogram Picture Tubes?

Head for your RCA Distributor...and get the facts  firsthand!



**RADIO CORPORATION OF AMERICA**  
Electron Tube Division

Harrison, N. J.