

# SPECIAL HI-FI STEREO ISSUE

MAC 10

# RADIO & TV NEWS

*World's Leading Electronics Magazine*

Behind The Scenes Reports  
Status of Stereo Discs  
Directories on  
Stereo Cartridges • Recorded Tapes  
Reports on Disc and Tape Developments

OCTOBER, 1958  
35 CENTS

**AUTOMATIC TRACKING FOR MOBILE HAM RIG**  
**APPROACH TO HI-FI SERVICING**



**STEREO DISC OR TAPE?** (See Page 43)



**a RAYTHEON designed tube**



**the OZ4**

***has set the most spectacular record in receiving tube history***

Way back in 1937, the Raytheon Manufacturing Company introduced and produced the Raytheon OZ4 — a gas-filled rectifier tube designed specifically for car radios. So nearly perfect is this tube in design, construction and operating ability, that it has never been equalled. For more than 21 years it has withstood performance challenges from many prototypes, but, one by one, all have fallen by the wayside and the Raytheon designed OZ4 remains the ideal tube for the job it was designed to do.

We point with pride to the OZ4 triumph because it is engineering and design know-how like this, teamed with production skill and craftsmanship, that goes into the design and manufacture of the complete line of Raytheon TV and Radio Tubes. That's why you can use Raytheon Tubes for replacement work with complete confidence that you are giving your customers tubes that are second to none in design, in quality, in performance — tubes that are truly RIGHT...for SOUND and SIGHT!

***And Now From Raytheon, The "Voice" of The Satellites***

Today, as yesterday, Raytheon leads the way. Raytheon Transistors help send coded messages from America's Satellites to receiving stations on earth. 14 of America's major guided missiles use Raytheon Tubes and Semiconductors — further proof of the superior performance, dependability and manufacturing excellence of Raytheon products.



<b>RAYTHEON MANUFACTURING COMPANY</b>			
DISTRIBUTOR PRODUCTS DIVISION			
NEWTON 58, MASS. 55 Chapel Street	CHICAGO, ILL. 9501 Grand Ave. (Franklin Park)	ATLANTA 6, GA. 1202 Zonolite Rd. N.E.	LOS ANGELES 7, CALIF. 2419 So. Grand Ave.
Raytheon makes all these	Receiving and Picture Tubes, Reliable Subminiature and Miniature Tubes, Semiconductor Diodes and Transistors, Nucleonic Tubes, Microwave Tubes.		
			

**Best for  
Conversion  
or Replacement**

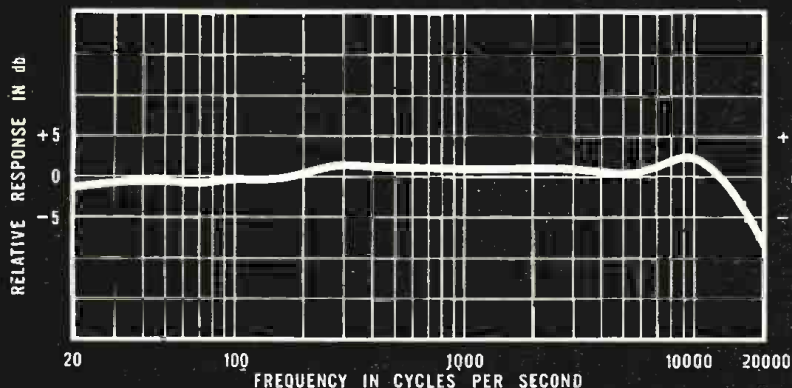
**COLUMBIA CD**

**...by design the  
most linear Stereo Cartridge**

Now is the time to profit from stereo. And for stereo conversion or replacement, Columbia CD cartridges are designed to be your best choice. Note the advantages of their constant displacement design. Check specifications.

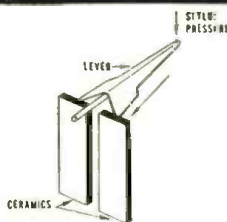
Ask your CBS-Hytron distributor or write us for helpful free bulletins: An Introduction to Stereophonic Sound, E-305; Hints on Using the Columbia CD Stereo Cartridge, E-306; Instruction Sheet for the CD, E-289. Order these bulletins and your Columbia CD cartridges . . . today.

RESPONSE OF COLUMBIA CD CARTRIDGE



**COLUMBIA CD Linkage**

In Columbia Constant Displacement cartridges, motion of the stylus is transmitted directly to the two wafers that generate the output voltages. This is accomplished by a simple lever, frictionless and featherweight. The precise mechanical design assures that, regardless of frequency, the output voltage is essentially constant for a given displacement of the stylus.



Ask to hear the CD. Discover for yourself that Columbia Constant Displacement cartridges are designed to reproduce *all* the exciting breadth, depth and realism of stereo records. Remember, the Columbia CD was designed by CBS-Hytron's sister division Columbia Records drawing on its over 60 years of recording experience. Get the best. Insist on Columbia Constant Displacement cartridges.

**SPECIFICATIONS**

- Diamond stylus. . . . . 0.0008 inch radius
- Recommended needle force. . . . . 5 to 7 grams
- High compliance. superior tracking and reproduction
- Open-circuit voltage. . . . . 0.5 volts
- Extended stereo range,  $\pm 2.5$  db. . . . 20 to 16,000 cps
- Channel separation. . . . . in excess of 20 db
- Complete compatibility. . . . . stereo and monaural
- 4 speeds. . . . . 33 $\frac{1}{3}$ , 45, 78 and 16 $\frac{2}{3}$

**CBS-HYTRON**, Danvers, Massachusetts  
A Division of Columbia Broadcasting System, Inc.

**COLUMBIA CD REPLACEMENT STYLI TOO**  
... Ask your CBS-Hytron distributor

RADIO & TV NEWS is published monthly by Ziff-Davis Publishing Company, William B. Ziff, Chairman of the Board (1946-1953), at 434 S. Wabash Ave., Chicago 5, Ill. Entered as second-class matter July 21, 1948, at the Post Office, Chicago, Ill., under the act of March 3, 1879. Authorized by Post Office Department, Ottawa, Canada, as second-class matter. SUBSCRIPTION RATES: one year U. S. and possessions, and Canada \$4.00; Pan American Union Countries \$4.50; all other foreign countries \$5.00.

# RADIO & TV NEWS

Reg. U. S. Pat. Off.

*First in radio-television-audio-electronics*

Average Net Paid Circulation 246,225

Radio & Television News • Radio News • Television News Trademarks Reg. U. S. Pat. Off.

# CONTENTS

OCTOBER, 1958

VOL. 60 ■ NO. 4

**Publisher**

**OLIVER READ, D. Sc., WIETI**

**Editor**

**WM. A. STOCKLIN, B. S.**

**Technical Editor**

**MILTON S. SNITZER**

**Service Editor**

**SIDNEY C. SILVER**

**Associate Editor**

**P. B. HOEFER**

**Assistant Editor**

**J. JUSTER**

**Television Consultant**

**WALTER H. BUCHSBAUM**

**Art Editor**

**MILTON BERWIN**

**Art and Drafting Dept.**

**J. A. GOLANEK  
JAMES A. ROTH  
MILTON WHELPLEY**

**Advertising Director**

**JOHN A. RONAN, JR.**

**Midwest Adv. Manager**

**W. ROBERT WOLFE**

**Western Adv. Manager**

**JOHN E. PAYNE**



**ZIFF-DAVIS PUBLISHING COMPANY**  
William Ziff, President; W. Bradford Briggs, Vice-President; Michael Michaelson, Vice-President and Circulation Director; Hershel B. Sarbin, Secretary; Albert Gruen, Art Director.

Editorial and Executive Offices  
One Park Avenue  
New York 16, N. Y. OR. 9-7200



Member  
Audit Bureau of  
Circulations

MEMBER  
INSTITUTE OF



**BRANCH OFFICES:** Midwestern Office, 434 S. Wobash Ave., Chicago 5, Ill.; Western Office, Room 412, 215 W. 7th St., Los Angeles 14, Calif., John E. Payne, manager.

**FOREIGN ADVERTISING REPRESENTATIVES:** D. A. Goodall Ltd., London; Albert Milhado & Co., Antwerp and Dusseldorf.

## ELECTRONICS—GENERAL

Spot News.....	Washington Correspondent	30
Teletopier—A Flying TV Station.....		39
Radio Crossword.....	John J. Gill	135
Calendar of Events.....		165

## HIGH FIDELITY AND AUDIO

Stereo Tape or Disc? (Editorial).....	W. Stocklin	8
Pickup Cartridges for Stereo.....	Norman H. Crowhurst	35
Stereophonic Cartridge Directory.....		37
Stereo—Tape or Disc?.....	C. J. LeBel	40
Behind the Stereo Scene.....		42
Cover Story.....		43
Converting to Stereo Disc.....		44
Stereo Tape Directory.....		46
The Stereomaster 130.....		48
Simple Stereo Amplifier.....	Robert W. Timmerman	49
The Approach to Hi-Fi Service.....	David Fidelman	57
Stereo Broadcasting—Now and in the Future.....	Milton S. Snitzer	65
Stereo Disc Recording Methods.....	Jerry B. Minter	66
Stereo Glossary.....	Herman Burstein	68
Hi-Fi—Audio Product Review.....		89
Certified Record Revue.....	Bert Whyte	106
Varied Program Available on Stereo Discs.....		112
The "Ultra-Linear II".....		120
Sound on Tape.....	Bert Whyte	136

## TELEVISION-RADIO

3 Dimensional TV System.....	L. I. Mengle	45
Field Test for Gassy Picture Tubes.....	Robert Jason	52
"Collective Security" for Service.....	William Leonard	60
Key Test Points in TV Sets.....	Bob Eldridge	61
Mac's Service Shop.....	John T. Frye	64
New Tube Tester Data.....		118
Picture-Frame Transistor Set.....		126
Service Notes.....		130
Service Association of the Month (TESA-RTTA, Fort Smith, Ark.).....		140
Antenna News.....		144

## AMATEUR

Automatic Tracking Mobile System.....	Henry S. Keen, W2CTK	53
---------------------------------------	----------------------	----

## DEPARTMENTS

Letters from Our Readers.....	12	Technical Books.....	100
Within the Industry.....	22	Manufacturers' Literature.....	148
		What's New in Radio.....	154

Copyright © 1958 by Ziff-Davis Publishing Company. All rights reserved.

**SUBSCRIPTION SERVICE:** Forms 3579 and all subscription correspondence should be addressed to Circulation Department, 434 South Wobash Avenue, Chicago 5, Illinois. Please allow at least four weeks for change of address. Include your old address as well as new—enclosing if possible an address label from a recent issue.

**CONTRIBUTIONS:** Contributors are advised to retain a copy of their manuscripts and illustrations. Contributions should be mailed to the New York Editorial Office and must be accompanied by return postage. Contributions will be handled with reasonable care, but this magazine assumes no responsibility for their safety. Any copy accepted is subject to whatever adaptations and revisions are necessary to meet the requirements of this publication. Payment covers all author's, contributor's, and contestant's rights, title, and interest in and to the material accepted and will be made at our current rates upon acceptance. All photos and drawings will be considered as part of the material purchased.

**NOW...GET  
EVERYTHING  
YOU NEED TO  
PREPARE TO EARN  
REAL MONEY IN**

# ELECTRONICS

**RADIO • TELEVISION • RADAR, etc.**

**One of  
Today's  
BRIGHTEST  
Opportunity Fields!**



Today's great Electronics field offers you a chance of a lifetime to prepare for highly interesting work and a wonderfully promising future! With so many new developments coming up in Electronics, opportunities for trained men were never brighter. Send coupon for details.

Right in your own home you may now get one of today's most interesting . . . **PRACTICAL WAYS** to prepare for a good job or your own business in Electronics. No previous technical experience or advanced education are needed! DeVry Tech brings you a unique **3-WAY COMBINATION** of texts, home movies and real equipment—the same type of basic equipment as found in our well-equipped Chicago and Toronto Laboratories.

**EMPLOYMENT SERVICE**

. . . helps you get started toward a good job, or toward advancement in the company you now work for. **FREE** to all graduates.

**EARN WHILE YOU LEARN**

DeVry Tech's practical program helps you to earn **EXTRA MONEY** in your spare time, servicing Radio and TV sets.

## Your Guide

**to PROFITABLE JOB OPPORTUNITIES**

See how **YOU** may get ready for such opportunities as:

- TV-Radio Broadcast Technician
- Color Television Specialist
- Radar Operator • Laboratory Technician
- Airline Radio Man • Computer Specialist
- Quality Control Manager
- Your Own Sales & Service Shop

. . . **PLUS MANY OTHERS**

"One of North America's  
Foremost Electronics  
Training Centers"

Accredited Member of  
National Home  
Study Council



## DeVRY TECH INSTITUTE

Formerly DeForest's Training, Inc.  
CHICAGO 41, ILLINOIS


**300 EXPERIMENTS**

Build over 300 practical projects from many shipments of Radio-Electronic parts. You build and operate TV-Radio circuits . . . wireless microphone . . . and many other major projects—all designed to provide outstanding practical experience at home.



**HOME MOVIES**

Thanks to this exclusive home training aid, many important fundamentals quickly become "movie clear." Now you can actually see electrons on the march and other "hidden actions"—a wonderful advantage that is almost like having a teacher at your side.




**BUILD YOUR OWN  
TEST EQUIPMENT**

As part of your home laboratory projects, you **BUILD** and **KEEP** a fine quality 5-inch **COLOR OSCILLOSCOPE** and a Jewel Bearing **VACUUM TUBE VOLT-METER**. You will find this equipment ideal for helping you earn in your spare time while a student—and later when working full time in the field.



**BUILD AND KEEP A  
BIG 21-INCH TV SET**

For added practical experience, you can also build and keep this quality 21-inch **TV SET** that provides TV reception at its finest (DeVry Tech also offers another home training without the TV set).



**SEND FOR FACTS TODAY!**

**DeVRY TECHNICAL INSTITUTE**  
4141 Belmont Avenue, Chicago 41, Ill., Dept. RN-10-0

Please give me your **FREE** booklet, "Electronics and YOU," and tell me how I may prepare to enter one or more branches of Electronics.

Name \_\_\_\_\_ Age \_\_\_\_\_

PLEASE PRINT

Street \_\_\_\_\_ Apt. \_\_\_\_\_

City \_\_\_\_\_ Zone \_\_\_\_\_ State \_\_\_\_\_

2046

Canadian residents address DeVry Tech of Canada, Ltd.  
626 Roselawn Ave., Toronto 12, Ont.

For all your hi-fi listening... **Jensen** presents these new Stereo Director\* Systems with challenging performance... in high fashion furniture... at prices that set new standards for loudspeaker values.



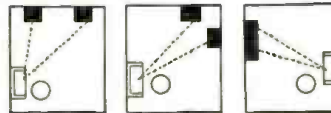
JENSEN DS-100 DUAL 3-WAY SYSTEM WITH THE NEW

**Jensen**  
STEREO DIRECTOR\*

The DS-100 dual stereo unit, in the popular lowboy, is the answer to the buyer's demand for a complete stereo reproducer in one cabinet. This handsomely styled loudspeaker system provides two completely independent 3-way speaker systems with 12" Flexair woofers (total of 6 speakers) which can be used together for superior spread source monophonic sound, as well as stereo. The two Stereo Directors, each having an 8 inch mid-channel and compression driver h-f unit, allow flexibility in cabinet placement with maximum effectiveness in aiming the sound to the favored listening area. Crossover frequencies 600 and 4000 cycles. 32" H., 52" W., 18 1/4" D. Available in Walnut, Tawny Ash and Mahogany  
**Net Price.....369.50**

HOW THE NEW JENSEN STEREO DIRECTOR WORKS...

A pair of these Director assemblies are used in the DS-100 Dual 3-way System (illustrated above), a single assembly in the SS-100, mounted inside on the shelf above the Flexair woofer enclosure. Chassis easily rotated without moving cabinet, has an 8" m-f unit, compression-driver tweeter, network and control. All frequencies above 600 cycles are reproduced by the Stereo Director assembly. Complete system is also available in kit form.



Jensen STEREO DIRECTOR lets you place the speakers wherever decor dictates, square to the wall for best appearance. You send the sound to you, instantly adjust for best stereo listening without moving cabinet.

ABOUT JENSEN'S NEW FLEXAIR WOOFER

The new Jensen Flexair Woofers are designed to extend bass response down to very low frequencies. They have highly-damped superlow resonance at the very bottom of the audio range—16 to 20 cycles. They have an exceptional degree of linearity and are capable of a total movement of 1". In even a relatively small Bass-Superflex enclosure, they deliver their extreme low-frequency performance with a new low in distortion.



JENSEN SS-100 3-WAY SYSTEM WITH THE NEW

**Jensen**  
STEREO DIRECTOR

Equivalent in performance to one section of the DS-100 Dual Stereo system, this elegant model includes Stereo Director Chassis and 12" Flexair woofer in the Jensen Bass-Superflex enclosure for smooth coverage of the range from 20 to 15,000 cycles. Adequately driven to normal room levels with a 10 watt amplifier. Two SS-100's are ideal for stereo in the difficult-to-arrange living room, assuring perfect sound in the favored listening area. 32" H., 21" W., 18 1/4" D. Available in Walnut, Tawny Ash and Mahogany.  
**Net Price.....179.95**



Space speakers, suit decor... always perfect: stereo.



Perfect stereo wherever you listen, even with adjacent wall layout.



... BUILDING YOUR OWN STEREO SYSTEM?


Use these new kits for superb sound... finest stereo performance.

DC-3 STEREO DIRECTOR CHASSIS

Mounts m-f and h-f units of KT-33 to make Stereo Director assembly as used in SS-100 reproducers. Includes panel, base, assembly hardware, and complete instructions.

KT-33 BASIC 3-WAY SYSTEM KIT

Includes Flexair 12-inch woofer, special 8 inch m-f unit, and RP-103 compression h-f unit. Complete with control, crossover network, wiring cable, and full instructions. Impedance 16 ohms; power rating 30 watts.



Send for Bulletin JH-1

**Jensen**

\*Trademark. Patents pending.

Division of The Muter Company

MANUFACTURING COMPANY

6601 S. Laramie Ave., Chicago 38, Illinois

In Canada: J. R. Longstaffe Co., Ltd., Toronto

In Mexico: Radios Y Television, S.A., Mexico D.F.

## F.C.C. LICENSE — THE KEY TO BETTER JOBS

An F.C.C. *commercial* (not amateur) license is your ticket to higher pay and more interesting employment. This license is Federal Government evidence of your qualifications in electronics. Employers are eager to hire *licensed* technicians.

### WHICH LICENSE FOR WHICH JOB?

The **THIRD CLASS** radiotelephone license is of value primarily in that it qualifies you to take the second class examination. The scope of authority covered by a third class license is extremely limited.

The **SECOND CLASS** radiotelephone license qualifies you to install, maintain and operate most all radiotelephone equipment except commercial broadcast station equipment.

The **FIRST CLASS** radiotelephone license qualifies you to install, maintain and operate every type of radiotelephone equipment (except amateur) including all radio and television stations in the United States, its territories and possessions. This is the highest class of radiotelephone license available.

### GRANTHAM TRAINING PREPARES YOU

The Grantham Communications Electronics Course prepares you for a **FIRST CLASS** F.C.C. license, and it does this by **TEACHING** you electronics. Each point is covered simply and in detail, with emphasis on making the subject easy to understand. The organization of the subject matter is such that you progress, step-by-step, to your specific objective — a first class F.C.C. license.

### CORRESPONDENCE OR RESIDENCE CLASSES

Grantham training is available by correspondence or in resident classes. Either way (residence or correspondence), we train you quickly and well — **NO** previous training required. A beginner may qualify for his first class license in as little as 12 weeks.

### HERE'S PROOF...

that Grantham students prepare for F.C.C. examinations in a minimum of time. Here is a list of a few of our recent graduates, the class of license they got, and how long it took them:

	License	Weeks
Henry M. Best, 1003 Vermont St., Fremont, N.C. ....	1st	11
Harold V. Jones, P.O. Box 705, Alamogordo, N. Mex. ....	1st	13
Michael F. Aperio, 916 Townsend St., Chester, Pa. ....	1st	12
Norman R. Cook, 130 Olive St., Neodeska, Kan. ....	1st	12
Antone Mello, 68 Union Street, Nantucket, Mass. ....	1st	10
John Ward 407 E. Cowden Ave., Midland, Texas ....	1st	10
F. T. Verga, 538 7th Street, Buffalo, N.Y. ....	1st	12
Philip J. Hooks, 4825 N. Capitol, N.W., Washington, D.C. ....	1st	12
Anthony G aquinta, 404 Dale Dr., Silver Springs, Md. ....	1st	12
J. Milton Condit, 1312 N. 78th Street, Seattle, Wash. ....	1st	8
James W. Reichard, 707 Arlington Street, Tamaqua, Pa. ....	1st	8
G. Carl Patschke, 3220 Conn. Ave., NW, Washington, D.C. ....	1st	12

**THREE COMPLETE SCHOOLS:** *To better serve our many students throughout the entire country, Grantham School of Electronics maintains three complete schools — one in Washington, D.C., one in Hollywood, Calif., and one in Seattle, Wash. All schools offer the same rapid courses in F.C.C. license preparation, either home study or resident classes.*

Get your First Class Commercial F.C.C. License in 12 weeks by training at



## GRANTHAM SCHOOL OF ELECTRONICS

Hollywood Division 1505 N. Western Ave. Hollywood 27, Calif. (Phone: HO 7-7727)	Washington Division 821-19th Street, N.W. Washington 6, D.C. (Phone: ST 3-3614)	Seattle Division 408 Marion Street Seattle 4, Wash. (Phone: MA 2-7227)
--	--	---

# GET YOUR First Class Commercial F.C.C. LICENSE IN 12 WEEKS!

### Learn by Mail or in Resident Classes

Grantham School of Electronics *specializes* in F.C.C. license preparation, teaching you either by correspondence or in resident classes. Correspondence training is conducted from Washington, Hollywood, and Seattle; also, resident **DAY** and **EVENING** classes are held in all three cities. Regardless of whether you enroll by correspondence or in a resident class, we train you quickly and well — **NO** previous training required. A beginner may qualify for his first class F.C.C. license in as little as twelve weeks.

Our **FREE** booklet, *Careers in Electronics*, gives complete details of our training — either home study or resident classes. This booklet tells how we prepare *you*, quickly, to pass F.C.C. examinations. For your free copy of this booklet, clip the coupon below and mail it to the Grantham School nearest you.

**WASHINGTON D.C.** Grantham School of Electronics  
821-19th Street, N.W.  
Washington 6, D.C.

**HOLLYWOOD CALIF.** Grantham School of Electronics  
1505 N. Western Avenue  
Hollywood 27, California

**SEATTLE WASH.** Grantham School of Electronics  
408 Marion Street  
Seattle 4, Washington

### MAIL TO SCHOOL NEAREST YOU

(Mail in envelope or paste on postal card)

To: **GRANTHAM SCHOOL OF ELECTRONICS**  
Desk 86-R • Washington • Hollywood • Seattle

Gentlemen:

Please send me your free booklet telling how I can get my commercial F.C.C. license quickly. I understand there is no obligation and no salesman will call.

Name \_\_\_\_\_ Age \_\_\_\_\_

Address \_\_\_\_\_


City \_\_\_\_\_ State \_\_\_\_\_

I am interested in:  Home Study,  Resident Classes

# NEW...

## midget pliers added to

## KLEIN line



Hardly larger than a package of your favorite cigarettes, these new Klein Midget Pliers will simplify many of those small jobs where space is confined.

Midgets in size but giants in performance, they solve major problems when wiring up electronic assemblies; making model trains, airplanes, automobiles, or in any extremely small or confined work.

These new midgets are additions to the famous Klein line of high-quality pliers that are backed by over a century of manufacturing experience. See your dealer.

- |  |                   |
|--|-------------------|
| <b>No. 257-4 Oblique Cutting Plier</b> | <b>Size 4 in.</b> |
| 321-4½ Long Nose Plier                 | 4½ in.            |
| 322-4½ (Without Knurl)                 | 4½ in.            |
| 224-4½ End Cutting Plier               | 4½ in.            |

### Free Bulletin on Klein Pliers



Bulletin 758 lists the many various pliers in the Klein line. A copy is yours for the asking. Write for it today.



**Mathias KLEIN & Sons**  
ESTABLISHED 1857  
7200 McCORMICK ROAD • CHICAGO 45, ILLINOIS

# ...for the Record

By **W. STOCKLIN**  
Editor



## STEREO TAPE OR DISC?

SO "stereo discs will take over the tape recorder market and all tape recorders in the hands of the public today will become obsolete." This is the rumor but there is no basis for it. Actually, stereo discs and tape will not be competitive but will augment each other.

The stereo disc is, without a doubt, one of the biggest things to hit the hi-fi field. It will appeal to the mass market but for those who want top-quality reproduction and for those who want to do their own home recording, tape will be the answer. The problem with the stereo disc is not in the playback equipment. Cartridges, amplifiers, and speakers are designed today to reproduce quality far beyond anything presently available on the stereo disc. Manufacturers of the discs are the ones who are confronted with the headaches of obtaining comparable quality to that which we are accustomed to on the standard monaural LP record. The *Westrex* cutter, for example, limits the high-frequency output to near 8000 cps. Recording levels are down at least 3 db (some say 6) from the standard LP and therefore the signal-to-noise ratio must be lower. These are just some of the factors that must be coped with. However, there is no doubt that, in time, these problems will be solved. In fact we know that most disc manufacturers who are using the *Westrex* cutter have or are making design improvements. Since all companies are working independently in making modifications one will find quite a variation in quality from one label to another—at least for the present.

These factors should in no way detract from the ultimate advantages of stereo. The psychological effect itself, even under lower quality conditions, far surpasses the best monaural LP.

There will be a relatively large number of music lovers who will swing over to stereo. They will be novices in the field of hi-fi and, as a result, we will have to bear with them. They will start where we left off several years ago with railroad trains "passing through" the living room and "ping-pong" effects. This is showmanship in that it trains the uninitiated in the effects of stereo. Not many of the newcomers will understand stereo at the beginning. In fact, they will not even realize the difference between stereo and dual-speaker monaural reproduction. The "sound effects" will help the stereo newcomer.

The tape industry is in a somewhat different situation for the time being. The 4-track head and the tape car-

tridge announced recently and covered in our August, 1958 issue is causing deep concern among the tape and recorder manufacturers. Most of them for the moment are sitting back trying to analyze what the future holds for them. The 4-track head itself is not too much of a problem. Conversion kits are available for many machines in the hands of the public today and it is not too difficult a procedure to convert machines to this mode of operation. The question is whether or not the recorded tape manufacturers will produce sufficient stereo tapes and at what speeds—3.75 ips, 7.5 ips, or both—to satisfy consumer demand.

The tape cartridge is another problem. We know that *Pentron*, *Philco*, *Motorola*, and *RCA* have displayed tape machines for use with the tape cartridge. With the exception of *RCA*, we are not too sure as to the future plans of these companies for marketing this machine. *RCA* announces that its unit should be in production by October 1. However, rumor has it that, because of mechanical and electronic problems yet unsolved, it may not be in production as was originally planned. It seems more likely that it will be some time early next year before all the bugs can be taken out. Since the designs from the other companies are based on the original *RCA* idea, at least so we have heard, it seems unlikely that any tape machine employing a cartridge will be made available to the public this year. Again, the recorded tape companies are deeply concerned—when will it be ready for marketing and how will the consumer take to it?


From what we have heard to date the 4-track head at 3.75 ips speed certainly falls below what we would consider hi-fi performance. In response tests recently made, the high end starts dropping off seriously after 8000 to 10,000 cps and the output level is below that obtained with 2-track tape at 7.5 ips. Although several companies have claimed that performance of their 4-track, 3.75 ips machines is equal to what we had in 2-track, 7.5 ips, it is a fact that at higher speeds better performance can be obtained.

We believe that the tape cartridge principle is a sound one but will be more suitable for the mass consumer market than the real hi-fi fan. The 4-track head will also find its place in the industry and we believe that it would be particularly advantageous to those who do a lot of home recording. Its main asset, of course, is not so much  
*(Continued on page 150)*



# free! ALLIED'S 1959

value-packed 452-page  
**ELECTRONIC SUPPLY CATALOG**



the only COMPLETE guide  
to everything in electronics  
**WORLD'S LARGEST STOCKS**

- Latest Stereo Hi-Fi Systems—Everything in Hi-Fi Components
- Money-Saving, Build-Your-Own KNIGHT-KITS—Latest Models
- Values in Recorders and Supplies
- Latest Public Address Systems, Paging and Intercom Equipment
- Amateur Receivers, Transmitters and Station Gear
- Test & Laboratory Instruments
- Specialized Electronic Equipment for Industrial Application
- TV Tubes, Antennas, Accessories
- Huge Listings of Parts, Tubes, Transistors, Tools, Books



featuring:

**MONEY-SAVING knight-kits:** Finest electronic equipment in money-saving kit form. Complete selection of latest Hi-Fi amplifier, tuner and speaker kits (new Stereo units); Hobbyist kits; Test Instruments and Amateur kits. KNIGHT-KITS are an exclusive ALLIED product.

**HI-FI! STEREO!** See the world's largest selection of quality Hi-Fi music systems and famous name components. First with the latest in STEREO! Save on ALLIED-recommended complete systems. Own the best in Hi-Fi for less!

**EASY PAY TERMS:** Only 10% down; available on orders of \$20 or more. Fast handling—no red tape.

**ALLIED RADIO**



Send for ALLIED'S 1959 Catalog—it's the leading supply guide—452 pages packed with the world's largest selection of quality electronic equipment at lowest, money-saving prices. Get every buying advantage at ALLIED: fastest shipment, expert personal help, lowest prices, guaranteed satisfaction...

send for the leading  
electronic supply guide





ALLIED RADIO CORP., Dept. 1-K8  
100 N. Western Ave., Chicago 80, Ill.

Send FREE 452-Page 1959 ALLIED Catalog

Name \_\_\_\_\_

Address \_\_\_\_\_

City \_\_\_\_\_ Zone \_\_\_\_\_ State \_\_\_\_\_



This label is your signal that a value-minded customer has been sold up to Silver Screen 85.

New consumer booklet from Sylvania helps you

## SELL UP TO SILVER SCREEN 85

Free booklet tells the story of Silver Screen 85's superior performance—  
detachable sticker lets the consumer tell you he's *presold* on Silver Screen 85

Leave a copy on every service call or make a complete mailing to your customers and prospects. Either way, Sylvania's new booklet, "There's A Big Difference In Television Picture Tubes," can help you sell up to more profits through more Silver Screen 85 sales.

In layman's language, this booklet details the difference between Silver Screen 85 and cut-rate off-brand tubes. It's chock-full of facts as they were revealed in Sylvania's recent test of a

nationwide sample. What's more, there's a handy sticker on the back of each booklet for the customer to attach to the back of his TV set. This is your signal that he's *presold* up to Silver Screen 85.

Get on the bandwagon. Let Sylvania help you sell up. Give each of your customers and prospects a copy of this new booklet. It's available free, complete with mailing envelope, from your Sylvania Distributor. Or write for a sample copy.




Bill Shipley's your No. 1 Salesman in the industry's biggest consumer advertising campaign.



# SYLVANIA

SYLVANIA ELECTRIC PRODUCTS INC.  
1740 Broadway, New York 19, N. Y.  
In Canada: Sylvania Electric (Canada) Ltd.  
University Tower Bldg., Montreal

LIGHTING • TELEVISION • RADIO • ELECTRONICS • PHOTOGRAPHY • ATOMIC ENERGY • CHEMISTRY-METALLURGY



**MR. ELECTRONICS MAN:**

If you're willing  
to lose your job tomorrow  
to a technically-trained man,  
turn the page, mister

Many of the men currently on the street are there for a reason. "As many as 8 out of 10 are dead-wood," estimates the chief engineer of a medium-sized Philadelphia firm; the problem is to find the live ones. —from *ELECTRONICS MAGAZINE*

If you're interested in an honest-to-goodness career in the vigorous young electronics industry, here's how you can step ahead of job-competition, move up to a better job, earn more money, AND BE SURE OF HOLDING YOUR TECHNICAL JOB, EVEN WHEN THE "DEADWOOD" IS BEING CLEANED OUT.

The "how" is advanced, professional home study training in Electronic Engineering Technology including SERVOMECHANISMS; COMPUTERS; RADAR; AUTOMATION; AERONAUTICAL ELECTRONICS; BROADCASTING; COMMUNICATIONS AND MANUFACTURING, and the ELECTRONIC PRINCIPLES ASSOCIATED WITH GUIDED MISSILES, TELEMETERING, ASTRONAUTICS and INSTRUMENTATION. You don't have to be a college graduate. You *do* have to be willing to study—at home. You can do it while holding down a full-time job. Thousands have. Since 1927 CREI has provided alert young men with the technical knowledge that leads to more responsibility, more job security, more money. And CREI has constantly kept pace with the rapid expansion and progress in electronic achievement.

Remember this: CREI starts with fundamentals and takes you along at your own speed. You are not held back by a class, not pushed to keep up with others. You set your own pace. CREI instructors guide you through the lesson material and *grade* your written work personally. You master the fundamentals, then get into more advanced phases of electronics engineering principles and practice. Finally you may elect training in highly specialized principles of electronic engineering technology as applied to guided missiles, servomechanisms, radar, computers, telemetering, automation, instrumentation and other applications.

Look at this partial listing of organizations that recommend CREI training for their own personnel: United Air Lines, Canadian Broadcasting Corp., Trans-Canada Airlines, Douglas Aircraft Co., The Martin Co., Columbia Broadcasting System, All-American Cables and Radio Inc., Gates Radio Co., Canadair Ltd., Federal Electric Corp., and U.S. Information Agency (Voice of America).

What's the next step? *Certainly get more information than we can cram into one page. Fill out and mail the coupon below today, or write Capitol Radio Engineering Institute, Dept. 1110-E, 3224 16th St., N.W., Washington 10, D. C.*

CREI ALSO OFFERS RESIDENCE TRAINING at the same high technical level in Washington, D. C. Classes start at regular intervals. Qualified residence school graduates earn degree, "Associate in Applied Science." You can qualify for CREI home study training if you have had electronic education, or experience in electronics — and realize the need of a high level technical knowledge to make good in the better electronic jobs. (Electronics experience is not required for admission to CREI Residence School.)

VETERANS: If eligible for training under the new G.I. Bill of Rights, check the coupon for full information.

**MAIL THIS COUPON FOR FREE BOOKLET!**

**CAPITOL RADIO ENGINEERING INSTITUTE**

ECPD Accredited Technical Institute Curricula • Founded 1927  
Dept. 1110-E, 3224 Sixteenth St., N.W., Washington 10, D. C.

Please send me your course outline and FREE illustrated Booklet "Your Future in the New World of Electronics" . . . describing opportunities and CREI home study courses in Practical Electronic Engineering Technology.

- CHECK FIELD OF GREATEST INTEREST
- Radar, Servo and Computer Engineering Technology
  - Electronic Engineering Technology
  - Broadcast (AM, FM, TV) Engineering Technology
  - Television Engineering Technology
  - Aeronautical Electronic Engineering Technology

13

Name ..... Age.....

Street.....

City..... Zone..... State.....

Check:  Home Study  Residence School  Korean Veteran

To help us answer your request intelligently, please give the following information:

Employed By.....


Type of Present Work.....

Education:  
Yrs. High School.....

Other.....

Electronics Experience.....

ONLY  
**SOUNDCRAFT**  
 dares prove its  
 superior quality!



HEAR IT FOR YOUR-  
 SELF... in "SWEET  
 MOODS OF JAZZ IN  
 STEREO"

featuring Coleman  
 Hawkins, "Red"  
 Allen, Marty Napo-  
 leon and other jazz  
 greats in interpreta-  
 tions of "Summer-  
 time," "Tea for Two,"  
 "Stormy Weather"  
 and other favorites.

YOURS FOR JUST \$1.00 EXTRA...when you buy  
 two 7" reels of tape in

**SOUNDCRAFT'S New PREMIUM PACK**

containing two reels of Soundcraft tape with  
 "Sweet Moods of Jazz in Stereo" recorded on  
 one of the reels.

This is Soundcraft's way of demonstrating  
 the markedly superior quality of Soundcraft  
 Tape...the only tape Micropolished to pre-  
 serve your "highs"...and Uni-level coated  
 with plasticizer-free oxide formulation for  
 greater uniformity and stability! Insist on  
 Soundcraft Tape in the new PREMIUM PACK!

ask about these other  
**SOUNDCRAFT PROMOTIONAL RECORDINGS**

"Sounds of Christmas"—traditional Christ-  
 mas melodies (monaural only)  
 "Dixieland Jamfest in Stereo"—a jazz classic

**REEVES SOUNDCRAFT CORP.**

Great Pasture Road, Danbury, Connecticut  
 West Coast: 342 N. LaBrea, Los Angeles 36, Calif.  
 Canada: 700 Weston Road, Toronto 9, Ont. 553



**OUR MAY ISSUE**

To the Editors:

Since coming to this side of the world to live, I have found several American technical magazines greatly to my liking, and of RADIO & TV NEWS, I think it is very well produced and its articles always clearly written. This, no doubt, bespeaks good technical editorship!

I was particularly interested in Leonard Kaplan's article "A Low-Cost Hi-Fi Amplifier" in the May issue. Another excellent article is Bob Eldridge's "A Day in the Shop."

O. CHARLES SEWELL  
 Department of Radiotherapy  
 The Victoria General Hospital  
 Halifax, N. S., Canada

*We will try to continue to merit Reader Sewell's approval.—Editors.*

\* \* \*

**X-RAY HAZARDS IN TV**

To the Editors:

Many TV viewers have expressed concern over possible harmful effects from exposure to the x-rays produced by their picture tubes. If they have something to worry about, what about people like myself? As a technician, I am constantly in the presence of one or several receivers, all operating, and I get pretty close. Just how serious is the x-ray exposure hazard?

L. FLEMING  
 Los Angeles, Calif.

*See "X-Rays from TV Sets: Are They Harmful?" coming in November.—Editors.*

\* \* \*

**TRANSISTOR MOBILE MODULATOR**

To the Editors:

Here are some suggestions for those readers who are constructing the "30-Watt Mobile Modulator" described in the January, 1958 issue. If the output of this unit is distorted, check the transformers for unbalance and incorrect lead coding. This symptom could definitely be caused by a reversal of the zero and two-ohm leads on the driver transformer or the modulator transformer (if the Merit unit is used).

Another item to examine is the pair of mica insulators used to insulate the transistors from the chassis. These sometimes break in handling or are punctured by burrs, allowing a transistor to short to the chassis. Also, the combination of one high- and one low-gain transistor would cause distortion.

A poor waveform when checking the output with a scope, and a subsequent failure of the transistor, may result from operating them into an improperly matched load. In a class B output circuit, two 4-ohm resistors are not

equivalent to an 8-ohm center-tapped transformer primary for several reasons. First, when working into the transformer, each transistor sees a 2-ohm load during its half-cycle of conduction. This is easily seen when one recalls the basic transformer impedance matching relationship of "twice the turns, four times the impedance." Second, since in a class B circuit each transistor conducts on alternate half-cycles, the transformer primary, which is common to both, is necessary to combine both half-cycles into one composite output signal.

Under the above conditions of improper resistance loading, the transistors would deliver only a small output. Reducing bias resistor  $R_b$  moves the operating point toward class A operation and improves the quality observed on the scope, but this increases the dissipation, and together with the increased drive, frequently results in transistor failure.

T. A. PREWITT  
 Kokomo, Indiana

*We hope that readers who are building this unit observe Author Prewitt's precautions.—Editors.*

\* \* \*

**LOW-COST HI-FI AMPLIFIER**

To the Editors:

I am contemplating building the hi-fi amplifier described by L. Kaplan in the May issue of RADIO & TV NEWS. I would like to use it with a separate preamp, which I have built from a kit. Will I have any problems in doing this? Will the power supply shown be adequate for a preamp?

OLLI K. LAUREN  
 Kapuskasing, Ontario

*If the preamp is self-powered, there will be no problems. It is just a matter of connecting the output of the preamp to the input of the amplifier. With a preamp that draws its power from the power amplifier, however, the following should be considered.*

*The amplifier will easily supply "B+", which in this case should be connected to the "B+2" point shown in the power-supply circuit. With the transformer specified, adequate heater current is available for preamp tubes as well, but note that the heater center tap is connected to a source of positive voltage (junction of  $R_1$  and  $R_2$ ). This means that if the preamp has a grounded heater supply or grounded hum pot, you must lift this ground.*

*As an alternative, the ground connection in the preamp may remain as is, but the center tap of the heater winding in the amplifier must be dis-*

# Now here's the actual proof: ownership of a complete and currently maintained **PHOTOFACT** Service Data Library **SPELLS SUCCESS FOR SERVICE TECHNICIANS!**

"We depend on **PHOTOFACT** for correct time-saving information; without them we'd have to go out of business!"

—Anthony Fernandez, Brooklyn, New York  
(Operator of "Rainbow TV"—  
in business far over 10 years)

## HERE'S MORE PROOF...FROM COAST-TO-COAST

### CALIFORNIA

"It would be pretty tough to operate a business like mine without PHOTOFACT. They are a time-saver...."

—James C. Johnson  
Blythe, California

### TEXAS

"Our service department would not be where it is today without the help of Sams PHOTOFACT... and I have the best radio and TV service in the county...."

—A. C. Bowen  
Beaumont, Texas

### COLORADO

"PHOTOFACT helps me make faster and better repairs and that means a lot in the service business...."

—Warren G. Kunkle  
Denver, Colorado

### ILLINOIS

"I couldn't get along without them—I depend on Sams PHOTOFACT entirely for all shop repairs—they're just what I need."

—Raymond D. Easley  
Chicago, Illinois

### OHIO

"Life would be rugged without PHOTOFACT. Puts all television facts at our fingertips—gives us all the information we need to do a good job without guesswork."

—Albert F. Mirus  
Cincinnati, Ohio

### INDIANA

"Without PHOTOFACT, servicing is almost impossible. It's a great technical help to have diagrams and information for sets on hand as needed."

—J. S. Kieby  
South Bend, Indiana

### PENNSYLVANIA

"Gives us accurate information on 99% of sets we work on. We like to have the format of data same on all sets. Saves time and consequently money."

—John H. Robbins  
Westfield, Pa.

### FLORIDA

"PHOTOFACT has made it possible for me to give same-day service on pulled sets and delivery the same evening...."

—David Issensky  
Miami, Florida

### MASSACHUSETTS

"PHOTOFACT makes possible big savings in time. Time saved is money earned."

—Austin Radio & TV  
Quincy, Mass.

(These are just a few of the hundreds of "Success with PHOTOFACT" letters in our files)

SEE YOUR SAMS DISTRIBUTOR TODAY,  
OR WRITE TO HOWARD W. SAMS FOR FULL DETAILS

**HOWARD W. SAMS & CO., INC.**  
2203 E. 46th St., Indianapolis 6, Ind.

- Send details on PHOTOFACT Easy-Buy Plan and FREE File Cabinet offer.  
 I'm a Service Technician:  full-time;  part time

My Distributor is: \_\_\_\_\_

Shop name: \_\_\_\_\_

Attn: \_\_\_\_\_

Address: \_\_\_\_\_

City: \_\_\_\_\_ Zone: \_\_\_\_\_ State: \_\_\_\_\_



## NEW! EASY-BUY PLAN

—the money-saving way to build your complete profit-making PHOTOFACT Library!

NO INTEREST—NO CARRYING CHARGE—AS LITTLE AS \$10 DOWN

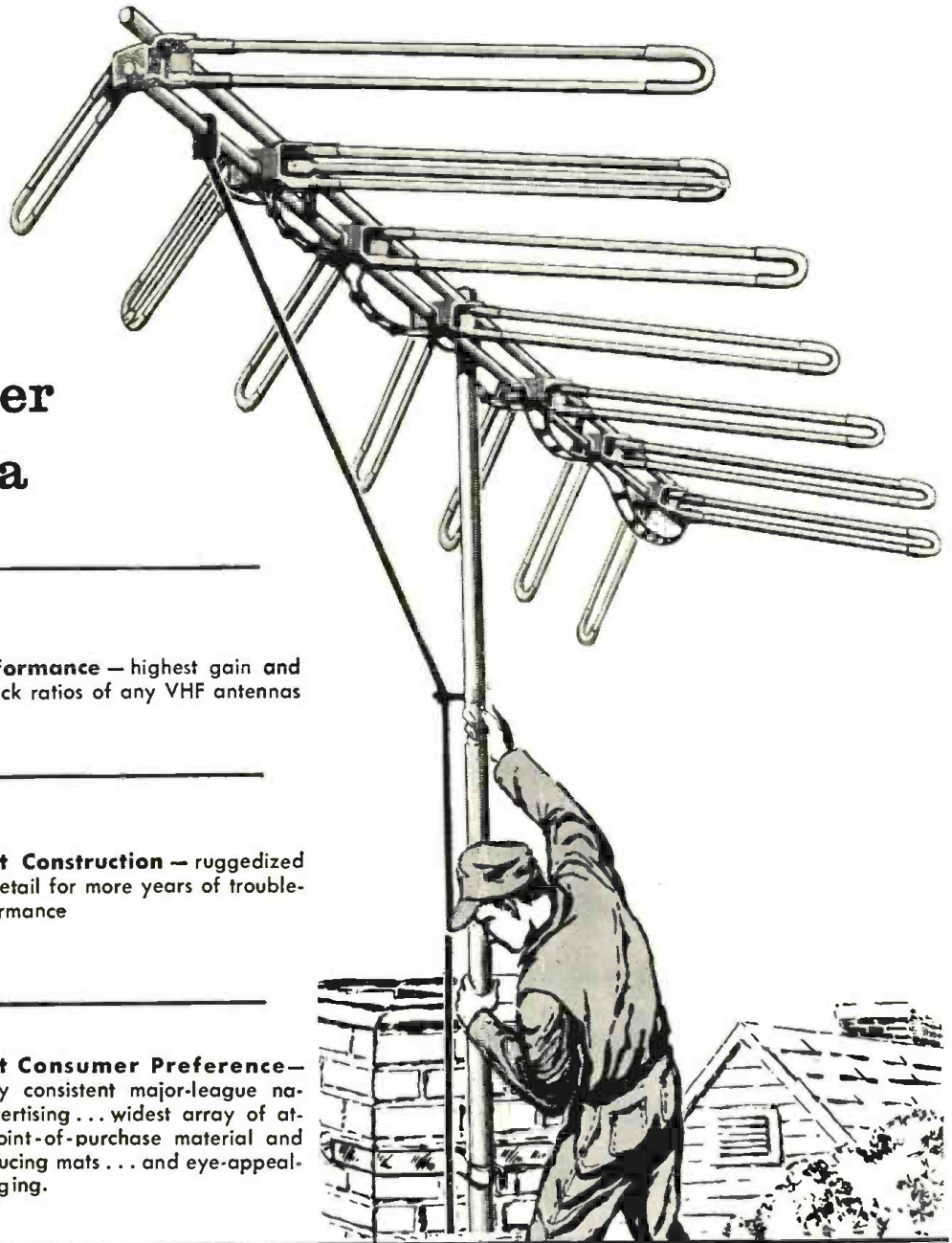


**FREE!** VALUABLE STEEL FILE CABINETS FOR REGULAR PHOTOFACT SUBSCRIBERS AND PHOTOFACT LIBRARY PURCHASERS


**GET THE FULL DETAILS**

# up goes another *CHANNEL MASTER® T-W*

On more  
fringe area  
roof tops  
than any other  
TV antenna



**Best Performance** — highest gain and front-to-back ratios of any VHF antennas



**Strongest Construction** — ruggedized in every detail for more years of trouble-free performance



**Greatest Consumer Preference** — created by consistent major-league national advertising... widest array of attractive point-of-purchase material and sales producing mats... and eye-appealing packaging.

Copyright 1956 Channel Master Corp. Reg. U.S. Pat. Off. and Canada

Now, more than ever,  
**CHANNEL**

connected from the junction of  $R_1$  and  $R_2$  and reconnected to ground.—Editors.

\* \* \*

#### TV REMOTE CONTROL

To the Editors:

I have had some correspondence from readers who are building "The Complete TV Remote Control," which I described in the April issue. The following should clear up some of the questions asked.

The correct lamps for the a.f.c. circuit are NE-2's. I have been calling these 1/10th-watt lamps for years, although actually they are 1/25th-watt lamps.

No instability was noticed in the original circuit. However, a friend in trying to duplicate the unit ran into two forms of instability. The first manifested itself as a high-pitched note in the sound. We investigated and found this due to the neon bulbs forming a relaxation oscillator with  $C_1$ ,  $C_2$ , and the associated resistors. This can be remedied either by reducing  $C_1$  and  $C_2$  to 10  $\mu\text{fd}$ . each, or by reducing  $R_{25}$  and  $R_{26}$ .

The second instability appeared as a fluttering. This was traced to the fact that  $C_1$  and  $C_2$  were not mounted adjacent to  $PL_2$  and  $PL_3$ .  $C_1$  and  $C_2$  serve only as r.f. bypasses and, in order to be effective, must be mounted as close as possible to  $PL_2$  and  $PL_3$ . The replacement brass plate is grounded. It is mounted to hold  $PL_2$  and  $PL_3$  in contact with the remaining capacitor plate on the front of the tuner. That is to say, there is no space between the tuner and bulbs, or between the plate and bulbs.

DANIEL P. PETERS  
Brooklyn, New York

*We are sure this added information will help our readers who are trying to duplicate Author Peters' circuit.—Editors.*

\* \* \*

#### TEST BENCH PUZZLER

To the Editors:

This is in reference to the solution to Bench Puzzler No. 1, which appeared in your July issue. The total resistance of the three 39,000-ohm resistors in parallel would be 13,000 ohms, as you have said. However, if one of the resistors should increase in value to 2 megohms, the way I figure it, the total resistance should then be 19,311 ohms rather than the 26,000 ohms mentioned.

PAUL LONGENECKER  
Perrysburg, Ohio

To the Editors:

Somebody goofed in Test Bench Puzzler No. 1. But thanks for putting out the best mag in the business. Goofs like this really point out how infrequently they occur.

LEO J. QUINN, Capt. USAF  
APO 12, New York, N. Y.

*Many readers pointed out the error in the calculations shown. However, this takes nothing away from the validity of the puzzler, since this amount of increase in resistance would certainly produce the effects described.*

*Also note the author is correct in reporting no voltage change at point 7. As the complete receiver schematic shows, this point connects to a regulated source of 120 volts.—Editors.*

-30-

Model No. 6506  
6 transistors,  
1 thermistor, 1 diode  
5 3/4" long, 3" high,  
1 3/8" deep



**New!**

## CHANNEL MASTER® Transistor Radios

Behind every one of these tiny electronic marvels stands Channel Master's outstanding reputation for quality and dependability. These radios make sweet music for profit-minded dealers.

**DESIGNED** for powerful, satisfying performance.

**BUILT** for rugged use, in unbreakable "Impac" case.

**STYLED** to sell on sight

**PRICED** to give the consumer today's greatest value in radios.

Special 4" Dual Large Extension Speaker Available.

**Extra:** Free Replacement Warranty. See your Channel Master distributor for full details.



Model No. 6501  
6 transistors, 1 diode  
4 5/8" long, 2 3/4" high, 1 1/4" deep

**the big news is coming from**

# MASTER


# ***SPEED REPAIRWORK*** ***FIELD-TESTED TV SERVICE***

Time saved is money saved when repairing television sets. Because of this, General Electric has developed a whole series of original tools and devices to cut your servicing time and costs. They've been exhaustively field-tested, field-proved. They add profit hours to the work week of the television technician.

Read about these ingenious aids below! See them on your next visit to your G-E tube distributor's! Only General Electric makes available this group of special service devices—each and every one a time and trouble saver. They're easy to use . . . and easy to obtain. Ask your G-E distributor how to get them! *Distributor Sales, Electronic Components Division, General Electric Company, Owensboro, Kentucky.*



**TWIN-X WRENCH SET (ETR-752)**—designed and built expressly for TV-radio repairwork. Replaces eight hex-head socket wrenches  $\frac{3}{8}$ " to  $\frac{1}{2}$ ". Sizes are clearly marked for quick selection. Hollow shafts permit wrench to grip the nut over protruding end of bolt. Chrome-plated case-hardened steel—will stand up in long, hard service.



**SAFETY-GLASS PULLER (ETR-1592).** Now you can remove the television safety glass easily, without risk of cracking or chipping. Handle of this device controls a three-inch rubber suction cup with vacuum-release tip.



**NEW TUBE-FUSE-LAMP CHECKER (ETR-981A).** Only  $3\frac{1}{2}$ " by  $2\frac{3}{4}$ " by  $1\frac{1}{8}$ ". Can easily be carried in pocket. Powered by 3 "C" flashlight batteries. Will check 7- and 9-pin miniature tubes, also lock-in and octal-base types . . . picture-tube heaters . . . all TV and radio fuses . . . all filament-type pilot lamps. A "must" for technicians.

# ***PLUS...***

New G-E Chassis-Jack (ETR-1470)

Picture-Tube Nek-Rest (ETR-1169)

Picture-Tube Pillow (ETR-1469)

All-Type Tube Puller (ETR-1094)

Service Drop Cloth (ETR-1021)

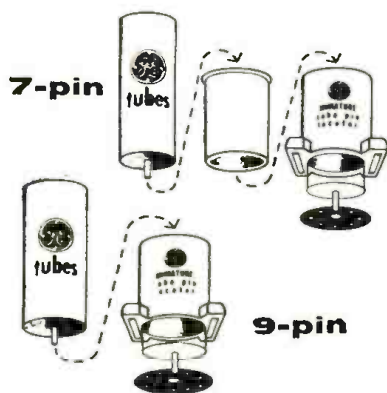
Adjustable Bench Mirror (ETR-1275)




# WITH G-E AIDS!

## SEE THEM ON THIS PEG-BOARD COUNTER DISPLAY!


Your G-E tube distributor features this large peg-board display of TV-service aids. Inspect them in detail! All are safety-packaged in heavy transparent plastic, which keeps them clean, protects them from scratches or other injury. Be sure to look for this display at your distributor's—be sure to study the useful service aids. You'll want them all!



**PIN-LOCATOR FOR MINIATURE TUBES (ETR-1540).** Use it to place miniatures in hard-to-reach sockets. Centering plug positions the locator above pin holes. Magnets then hold locator while tube is turned till pins drop into socket.



**MAGNETIC SWING-BEAM SERVICE LIGHT (ETR-1593).** Magnet holds the light securely to chassis of set, so that both your hands are free for work. Swing-beam design puts illumination just where you need it. A time-saving aid you'll want on every job. Small, fits easily in your service case. Strongly made, durable . . . uses standard flashlight bulb and batteries.

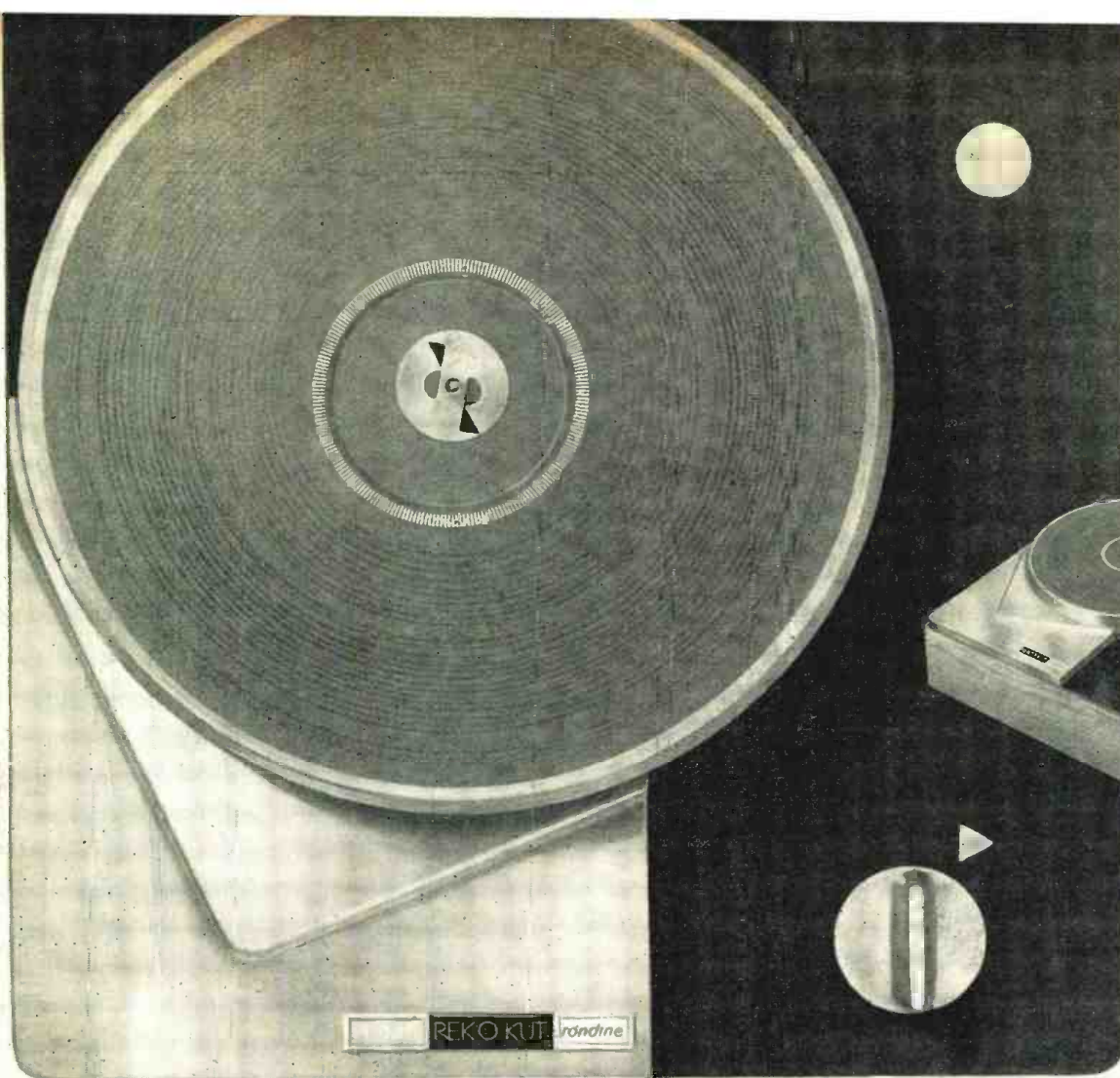


**TRI-PLEX EXTENSION LEAD (ETR-527).** New in design. Compact for your service case, with only one lead plus adapter. Practical and easy to use. Like other G-E service aids, the Tri-Plex Extension Lead comes in a protective, reusable polyethylene container.

*Progress Is Our Most Important Product*

**GENERAL  ELECTRIC**





New  
N-33H  
Rondine  
Hysteresis  
Powered!

Only  
**\$69.95**

REK-O-KUT Rondine

## why a Rondine turntable is a must for stereo!

"A problem that often shows up on conversions from monaural to stereo systems is that of turntable rumble. Borderline turntable, meaning those which are acceptable in a monaural system, may prove to have too much rumble for use in a stereo set-up. The reason for this is that stereo utilizes both vertical and lateral groove etchings (unlike monaural recording which uses only the lateral etching). Thus, a stereo cartridge must respond to both motions and will respond to rumble both laterally and vertically... This problem seems to be most severe with record changers. Good turntables are more apt to be free of excessive vertical rumble."

— Reprinted from THE AMERICAN RECORD GUIDE

**GEORGE NELSON**, one of America's great industrial designers, created the new fashion-keyed Rondines.

The result: you can point out to the lady of the house that Rondine is not only the finest performer, but also the most beautiful!

Rondine Model N-33H (illustrated above)—Single Speed (33 rpm), Belt Drive with hysteresis synchronous motor. Noise level: —53db. Built-in strobe disc—lathe-turned cast aluminum turntable. \$69.95 net.

New Rondine, Model B-12GH—Three speeds, powered by hysteresis synchronous motor. Built-in strobe disc and retractable 45 rpm hub. Pilot light for "on/off" indication. \$99.95 net.



Why a Rondine is your best buy in a turntable! The self-lubricating Rondine turntable shaft and shaft well are precision-machined as perfect "mates" to assure smooth rotation. The shaft is "micromatically" checked to be absolutely perpendicular to the table... eliminating "wow" and "flutter" from this source.

All tables are cast of resonance-inhibiting aluminum alloy. They are lathe-turned for perfect concentricity and balance. No "pull" is exerted on magnetic cartridges. Tapered shape permits easy disc handling.

The new Rek-O-Kut hysteresis synchronous motor has an extremely small external stray field—a unique advantage where magnetic recording heads are in the vicinity of the motor. High efficiency and exclusive fan shape rotor surface insure a cooler running motor. Extremely accurate dynamic balancing for each motor, minimum stray field in the air gap and use of large surface sinter-metal bearings assure smoother, quieter operation year after year.

### FOR YOUR RONDINE... REK-O-KUT STEREO-MONAUROAL TONEARMS

Provide instant mounting... fasten with single nut. Correct mounting position is pre-set on Rondine deckplates.

All leads fully shielded in special chamber, insures 100% hum-free performance! \$27.95.



Write for new Rek-O-Kut catalogs

## REK-O-KUT

HIGH FIDELITY TURNTABLES • TONEARMS

38-19 108th Street, Corona 68, N.Y.

ENGINEERED FOR THE STUDIO... DESIGNED FOR THE HOME

Export: Morhan Exporting, 458 Broadway, N. Y. 13 • Canada: Atlas Radio, 50 Wingold Ave., Toronto 10, Ont. RK 29

# Learn TELEVISION-RADIO

**Servicing or Communications  
by Practicing at Home in Spare Time**



**NRI gives you kits to build these and other equipment**

## Electronic Technicians Have High Pay, Prestige Jobs

People look up to and depend on the Technician, more than ever before. His opportunities are great, and are increasing. Become a Radio-Television-Electronic Technician. At home, and in your spare time, you can learn to do this interesting, satisfying work—qualify for important pay. A stream of new Electronics products is increasing the job and promotion opportunities for Television-Radio-Electronic Technicians. Right now, a solid, proven field of opportunity for good pay is servicing the millions of Television and Radio sets now in use. The hundreds of Television and Radio stations on the air offer interesting jobs for Operators and Technicians. The military services reward qualified Technicians with higher rank and pay. Police, Aviation, Mobile Two-Way Radio are expanding. To ambitious men everywhere: here is rich promise of fascinating jobs, satisfaction and prestige, increasing personal prosperity.

## Make Extra Money Soon, \$10 to \$15 a Week in Your Spare Time

NRI students find it practical and profitable to start fixing sets for friends and neighbors a few months after enrolling. Picking up \$10, \$15 and more a week gives substantial extra spending money. Use the Tester built with parts NRI furnishes, to locate and correct Radio-TV receiver troubles. Many who start in spare time, soon build full time Television-Radio sales and service businesses; others enjoy profitable spare time businesses and the security of a source of income to fall back on in case of layoffs, hard times or other changes in regular job. Postage free card will bring you complete facts about the NRI tested way to better pay.

**NRI Has Trained Thousands for Successful Careers in TV-Radio**



**Studio Engr., Station KATV**  
"I am now Studio Engineer at Television Station KATV. Before enrolling for the NRI Course, I was held back by limitation of a sixth grade education." **BILLY SANCHEZ**, Pine Bluff, Ark.

**Has All the Work He Can Do**  
"Since finishing NRI Course I have repaired more than 2,000 TV and Radio sets a year. NRI training certainly proved to be a good foundation." **E. R. CORDON**, Milledgeville, Ga.

**Has Good Part Time Business**  
"Quite early in my training I started servicing sets. Now have completely equipped shop. My NRI training is the backbone of my progress." **E. A. BREDA**, Tacoma, Wash.

**Cut Out and Mail Postage-Free Card NOW**

**Sample Lesson and Catalog Both FREE**

SEE OTHER SIDE 

OLDEST & LARGEST HOME STUDY RADIO-TV SCHOOL  
**National Radio Institute**  
Dept. CD, Washington 16, D.C.

Please send me sample lesson of your Radio-Television Training and Catalog FREE. (No salesman will call.)

Name..... Age.....

Address.....

City..... Zone..... State.....

ACCREDITED MEMBER NATIONAL HOME STUDY COUNCIL

How Electricity is Produced for Electronics

Job and Career Opportunities for **RADIO-TV TECHNICIANS**

**ACT NOW FIND OUT WHAT NRI OFFERS YOU** 

**NRI SUPPLIES LEARN-BY-DOING KITS WITHOUT EXTRA CHARGE**  
**Technical Know-How Pays Off in Interesting, Important Work**



**YOU BUILD AC-DC Superhet Receiver**

NRI Servicing Course includes all needed parts. By introducing defects you get actual servicing experience practicing with this modern receiver. Learn-by-doing.




**YOU BUILD This 17 Inch Television Receiver**

As part of your NRI course you can get all components, tubes, including 17" picture tube, to build this latest style Television receiver; get actual practice on TV circuits.

**YOU BUILD Broadcasting Transmitter**

As part of NRI Communications Course you build this low power Transmitter, learn commercial broadcasting operators' methods, procedures. Train for your FCC Commercial Operator's License.



**YOU BUILD Vacuum Tube Voltmeter**

Use it to earn extra cash fixing neighbors' sets; bring to life theory you learn from NRI's easy-to-understand texts.



**For Higher Pay, Better Jobs**  
**Be a TV-Radio-Electronic Technician**



**Servicing Needs More Trained Men**

Portable TV, Hi-Fi, Transistor Radios, Color TV are making new demands for trained Technicians. Good opportunities for spare time earnings or a business of your own.



J. E. Smith, Founder

**Train at Home the NRI Way Famous for Over 40 Years**

NRI is America's oldest and largest home study Television-Radio school. The more than 40 years' experience training men for success, the outstanding record and reputation of this school—benefits you in many ways. NRI methods are tested, proven. Successful graduates are everywhere, from coast to coast, in small towns and big cities. You train in your own home, keep your present job while learning. Many successful NRI men did not finish high school. Let us send you an actual lesson, judge for yourself how easy it is to learn.

**Broadcasting Offers Satisfying Careers**

4000 TV and Radio stations offer interesting positions. Govt. Radio, Aviation, Police, Two-Way Communications are growing fields. Trained Radio-TV Operators have a bright future.



**No Experience Necessary—NRI Sends Many Kits for Practical Experience**

You don't have to know anything about electricity or Radio to understand and succeed with NRI Course. Clearly written, well-illustrated NRI lessons teach TV-Radio-Electronic principles. You get NRI kits for actual experience. All equipment is yours to keep. You learn-by-doing. Mailing the postage-free card may be one of the most important acts of your life. Do it now. Reasonable tuition. Low monthly payments available. Address: NATIONAL RADIO INSTITUTE, Washington 16, D. C.

**NRI Graduates Do Important Work**



**Now Quality Control Chief**  
 "Had no other training in Radio before enrolling, obtained job working on TV amplifiers before finishing course. Now Quality Control Chief." T. R. FAVAROLO, Norwich, N. Y.

**NRI Course Easy to Understand**  
 "I opened my own shop before receiving my diploma. I have had to hire extra help. I am independent in my own business." D. P. CRESSEY, Stockton, Cal.

**Works on Color-TV**  
 "NRI changed my whole life. If I had not taken the course, probably would still be a fireman, struggling along. Now Control Supervisor at WRCA-TV." J. F. MELINE, New York, N. Y.

FIRST CLASS  
 Permit No. 20-R  
 (Sec. 34.9, P. L. & R.)  
 Washington, D.C.

**BUSINESS REPLY CARD**  
 No Postage Stamp Necessary if Mailed in the United States

POSTAGE WILL BE PAID BY

**NATIONAL RADIO INSTITUTE**  
 3939 Wisconsin Avenue  
 Washington 16, D.C.

**SAMPLE LESSON**  
**64-page CATALOG**  
**both FREE**

**SEE OTHER SIDE**

## THE LIFE OF A FIELD ENGINEER



The Hughes Field Engineer's responsibilities include liaison with such high-level Air Force personnel as the squadron commander, the base commander and other important Air Force representatives.

The Field Engineer represents all the technical and scientific knowledge of the Hughes Aircraft Co. He assures the Air Force maximum field performance of the Hughes Electronics Armament System and guided missiles.


This background in dealing with command personnel and experience in working with over-all systems provides the Hughes Field Engineer an assured and unlimited future in the field of electronics.

IF YOU ARE AN ENGINEER OR PHYSICIST interested in this stimulating and rewarding work, send a brief outline of your experience to the address below.

# HUGHES

*The West's leader in advanced electronics*

RESEARCH & DEVELOPMENT LABORATORIES *Scientific and Engineering Staff, Hughes Aircraft Co., Culver City 8, California*



## BOZAK

one line  
one quality  
loudspeakers

are designed and built  
without compromise,  
that they may produce

*The Very Best in Sound*



B-207a Two-Way  
Speaker System



B-209  
Mid-Range  
Speaker



N-10102  
Crossover Network

- 1 Mount them in a suitable infinite baffle;
- 2 Power them with the finest amplifier of 20 Watts or more;
- 3 Feed them with wide-range, low-distortion discs, tape or FM...

your Bozaks will make  
no compromise  
with natural sound.

Hear them  
at your Franchised Bozak Dealer.


## BOZAK

THE R. T. BOZAK SALES COMPANY  
DARIEN - CONNECTICUT

Exports:

Electronics Manufacturers Export Company  
Plainville, New York

# Within the Industry



**MATHIAS A. KLEIN, JR.** has been elected vice-president of *Mathias Klein & Sons*, 7200 McCormick Road, Chicago 45, Illinois. In addition, the announcement was made by the president and treasurer of the company of the appointment of Richard T. Klein as secretary of the tool organization.



The hand-tool manufacturing company is in its 101st year and is still under family management.

The organization was founded in 1857 by Mathias Klein, grandfather of the current president of the firm.

**ABRAHAM SCHWARTZMAN** has been appointed executive secretary of the Institute of High Fidelity Manufacturers, Inc. He succeeds Edwin Cornfield, who resigned from this position.

Mr. Schwartzman has been in the magazine publishing business as editor and publisher for the past thirty years, most recently as publisher-editor of the "Brooklyn Queens Standard."

**C. R. (RUSS) ROBERTSON** has been appointed sales manager of *Weller Electric Corporation*, Easton, Pennsylvania.



Associated with the power tool manufacturing company for four years, Mr. Robertson was recently a regional sales manager, a position to which he was named in January, 1957.

He has had wide sales experience in the hardware, automotive, and industrial fields, with fifteen years of experience as a manufacturers' representative. In addition, he had been a manufacturer for more than ten years.

**EMERSON RADIO AND PHONOGRAPH CORP.** has purchased the consumer products division of *Allen B. Du Mont Laboratories, Inc.* The purchase consists of television receivers, phonographs, and high-fidelity and stereo instruments, together with the trade-

mark "Du Mont" for use in connection with home entertainment instruments.

After completion of production of the 1959 line of TV receivers and high-fidelity instruments, *Emerson* will acquire all tools, dies, molds, and other manufacturing equipment associated with these consumer products. The contract also provides for a royalty free license under *Du Mont* patents.

It is intended that the line will be merchandised separate and apart. This wholly owned subsidiary will be known as *Du Mont Television and Radio Corporation* and Benjamin Abrams will head it as president.

Mr. Abrams has announced the new organization will service present *Du Mont* distributors and dealers and will continue that firm's past policies.

**REED VAIL BONTECOU** has been appointed vice-president, marketing, for *CBS-Hytron*, the electron tube and semiconductor division of *Columbia Broadcasting System, Inc.*



He comes to the firm from *General Electric Company* where he was manager of marketing for the receiving tube department. During the fifteen years he was with the firm he rose from manager of standardizing, engineering department, to his recent position. He served in the sales department as market analyst, staff assistant to the manager, manager of market research, and manager of marketing research and product planning.

In 1953 he was made product manager and was elevated to manager of marketing a year later.

**DAYSTROM INCORPORATED** announces the formation of **DAYSTROM LIMITED OF ENGLAND**, a division of *Daystrom International*. The new subsidiary will manufacture a complete line of "Heath-kits" in a new 10,000-square-foot building to be constructed in the general vicinity of London. The line will be adapted to British requirements and all of the parts will be manufactured in

**JOHN H. CASHMAN**, founder and former president of *The Radio Craftsmen, Inc.*, died recently after a heart seizure.

Mr. Cashman, past chairman of the Association of Electronic Parts & Equipment Manufacturers and past director of the Electronic Parts

Show Corp., was one of the early manufacturers of short-wave and high-fidelity products, kits and components, and was active in industry trade circles for many years.


He formerly had been associated with *The Hallicrafters Company* in Chicago.

**WE'RE MAKING IT EASIER THAN EVER TO BECOME A WELL PAID  
RADIO-TELEVISION SERVICE TECHNICIAN**

**NOW - Just \$6 Starts You Training in  
RADIO-TELEVISION  
the SPRAYBERRY "Learn-by-Doing" Way...**

**25 BIG, COMPLETE KITS  
of PARTS & EQUIPMENT**

To help you learn fast the practical side of Radio-Television, we send you expertly engineered training kits to test and assemble for interesting, valuable shop-teach practice!



• The new Sprayberry Training Television Receiver, built and tested in 5 sections.

• Now offered... this fine modern oscilloscope.

• You build this powerful two-band superheterodyne radio receiver.



**Big New  
CATALOG  
AND  
Sample Lesson  
FREE!**



You build the new Sprayberry tester—a complete 18-range Volt-Chan-Millia meter test meter.

★ ★ ★ ★ This great industry is begging for trained men... to step into good paying jobs or a profitable business of their own! Our new plan opens the doors of Radio-Television wide to every ambitious man who is ready to act at once!

Men by the thousands... trained Radio-Television Service Technicians... are needed at once! Perhaps you've thought about entering this interesting, top paying field, but lack of ready money held you back. Now—just \$6 enrolls you for America's finest, most up to date home study training in Radio-Television! Unbelievable? No, the explanation is simple! We believe Radio-Television *must* have the additional men it needs as quickly as possible. We are willing to do our part by making Sprayberry Training available for less money down and on easier terms than ever before. This is your big opportunity to get the training you need... to step into a fine job or your own Radio-Television Service Business.

**Complete Facts Free—Act Now; Offer Limited**

Only a limited number of students may be accepted on this liberal and unusual basis. We urge you to act at once... mail the coupon below and get complete details plus our big new catalog and an actual sample lesson—all free. No obligation... no salesman will bother you.

**HOME STUDY TRAINING IN SPARE TIME**

Under world-famous 27-year old Sprayberry Plan, you learn entirely at home in spare time. You keep on with your present job and income. You train as fast or as slowly as you wish. You get valuable kits of parts and equipment for priceless shop-bench practice. And everything you receive, lessons and equipment alike, is all yours to keep.

**LET US PROVE HOW EASILY YOU CAN LEARN!**

Radio-Television needs YOU! And Sprayberry is ready to train you on better, easier terms, than any ambitious man can afford. Just \$6 starts you! Mail coupon today... let the facts speak for themselves. You have everything to gain. Let us prove the kind of opportunity that's in store for you!

**SPRAYBERRY Academy of Radio-Television**  
1512 Jarvis Avenue, Dept. 25-M, Chicago 26, Illinois

**Mail This Coupon Now—No Salesman Will Call**

**Sprayberry Academy of Radio-Television**  
Dept. 25-M, 1512 W. Jarvis Ave., Chicago 26, Ill.

Please rush all information on your ALL-NEW Radio-Television Training Plan. I understand this does not obligate me and that no salesman will call upon me. Include New Catalog and Sample Lesson FREE.

NAME..... Age.....

ADDRESS.....

CITY..... ZONE..... STATE.....



the United Kingdom by an initial operating force of about 70. The kits will be sold exclusively via direct mail operation . . . **THOMPSON PRODUCTS, INC.** and its affiliate, **THE RAMO-WOOLRIDGE CORPORATION**, announce a merger of the two firms. Prior to this agreement, the parent firm owned approximately 57½% of the common stock of its affiliate . . . **LING ELECTRONICS, INC.** has acquired **UNITED ELECTRONICS COMPANY** of Newark, N. J.

**DR. HARRY D. HUSKEY**, Ph.D., is coordinating the activities of a newly formed advanced programming development group for the *Bendix Computer Division*, Bendix Aviation Corporation.



He is one of the foremost pioneers in the field of electronic computers and has served as consultant to the company since 1953. The new development group is located in Berkeley, California.

In addition, Dr. Huskey is an associate professor in electrical engineering and mathematics at the University of California at Berkeley.

**ELECTRONICS INDUSTRIES ASSOCIATION** has appointed members of the policy committee of its marketing data department for the fiscal year 1958-59.

They are: Chairman, Frank W. Mansfield, *Sylvania Electric Products Inc.*; Ben Adler, *Adler Electronics, Inc.*; Robert S. Bell, *Packard Bell Electronics Corp.*; Lester Bogen, *David Bogen Co., Inc.*; Bruce R. Carlson, *Sprague Electric Co.*; S. R. Curtis, *Stromberg Carlson Co.*; D. W. Gunn, *Sylvania Electric Products Inc.*; James E. Harrison, *Texas Instruments Inc.*; Charles N. Hoffman, *Warwick Manufacturing Corp.*; M. E. Lauer, *Sylvania Electric Products Inc.*; D. J. McCarty, *RCA*; W. S. Parsons, *Centralab, Div. of Globe-Union Inc.*; and Allen K. Shenk, *Erie Resistor Corp.*

**HERBERT M. PUNCHER** has been elected vice-president in charge of *Newark Electric Company's* West Coast operations . . .

**DR. ALFRED K. WRIGHT** and **PAUL SCHARNINGHAUSEN** have been named vice-president in charge of engineering, and vice-president and general manager of the radio and TV tube division, respectively, of *Tung-Sol Electric Inc.* . . . **A. A. (AL) STROKA** has been promoted by *Ampex Corporation* to national sales manager for its instrumentation division . . .

**DAVID SALTMAN** has been named manager of the printing division of *United Catalog Publishers, Inc.* . . . **WALTER F. HERMANN** has been elected vice-president in charge of operations of *Standard Coil Products Co. Inc.* . . . *Chicago Standard Transformer Corporation* has appointed **BENNETT COOK** advertising manager . . .

**JOSEPH STARR** has been promoted to the position of sales manager, industrial division, *Pyramid Electric Com-*

(Continued on page 168)

# How to Pass

## An FCC License can be

## Get Your FCC License

We Guarantee  
to train you until you receive  
Your FCC License

Completion of the Master Course (both Sections) will prepare you for a First Class Commercial FCC License with a radar endorsement. Completion of Section 1 only of the Master Course will prepare you for a Second Class Commercial FCC License. We guarantee to train and coach you, without any additional cost, until you receive the FCC License as indicated above. This guarantee is valid for the entire period of your enrollment agreement.

Cleveland Institute Training Results in success with commercial FCC examinations . . . easily . . . and quickly,

# Free!

FIND OUT HOW:

1. The new electronic devices can be handled by you
2. To solve the problems that will stump your fellow technicians
3. Training is Job Insurance when employment is tough to find . . . and more money for you when times are good

Mail Coupon NOW . . .



(Commercial)

# FCC License Exams

## your Guarantee of Success in Electronics

## in a Minimum of Time

mail  
coupon  
NOW!

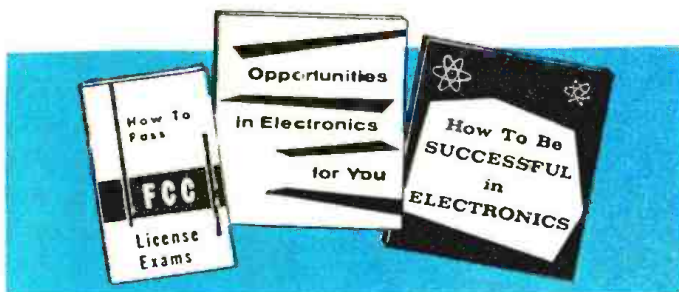
### here's proof of good jobs

Irving Laing:

"Your lessons are helping me a lot in my Navy work. You cover topics that were not presented by the Navy at the E.T. School. . . . Your course has helped greatly to get my 2nd class FCC ticket. I am now a radio and T.V. engineer at WTVS and WDTR in Detroit, Michigan."

*Irving L. Laing,  
15887 Robson,  
Detroit 27, Michigan*

## Get all 3 FREE



## Receive All These Booklets FREE!

Accredited by The National Home Study Council

**Cleveland Institute of Radio Electronics**

Desk RN-22, 4900 Euclid Ave., Cleveland 3, Ohio



Please send FREE Booklets prepared to help me get ahead in Electronics. I have had training or experience in Electronics as indicated below:

- |   |   |
|---|---|
| <input type="checkbox"/> Military           | <input type="checkbox"/> Broadcasting       |
| <input type="checkbox"/> Radio-TV Servicing | <input type="checkbox"/> Home Experimenting |
| <input type="checkbox"/> Manufacturing      | <input type="checkbox"/> Telephone Company  |
| <input type="checkbox"/> Amateur Radio      | <input type="checkbox"/> Other.....         |

In what kind of work are you now engaged?.....


In what branch of Electronics are you interested?.....

Name..... Age.....

Address.....

City..... Zone..... State.....

Special Tuition Rates to Members of Armed Forces Desk RN-22



Every part of every *Collaro* changer  
is precision-engineered to meet the rigid demands of Stereo

The new stereo records require a higher standard of performance from your record changer than do standard LP's because stereo cartridges are extra-sensitive to noise. That's why, in planning your stereo system, you begin with the Collaro. Every part of every Collaro changer is precision-engineered to meet the rigid quality demands of stereo.

The motor (see A above) is dynamically balanced, so rigidly mounted that wow and flutter specifications are superior to any changer.

The spindle assembly (B) reflects this precision quality in every part. The spindle itself is micro-polished for complete smoothness.

The sensitive velocity trip mechanism (part shown in C) has been designed so that the

changer can trip at extraordinarily light tracking pressures.

The exclusive Collaro transcription-type tone arm (D) with the new plug-in head (E) is designed to eliminate all resonances in the audio spectrum. The new four-pin head — the only high fidelity changer with this feature — provides the ultimate in noise-reduction circuitry.

There are three Collaro changers ranging in price from \$38.50 to \$49.50. No matter which you select, you're sure to start your system off right when you choose Collaro — the turntable that changes records.

For new Collaro catalog write to Dept. RT-10, Rockbar Corporation, Mamaroneck, N. Y.



*Rockbar*  
is the American  
sales representative  
for Collaro, Ltd.


RADIO & TV NEWS




# RCA INSTITUTES



# OFFERS YOU THE FINEST OF HOME STUDY TRAINING



The equipment illustrated and text material you get with each course is yours to keep. Practical work with very first lesson. Courses for the beginner and the advanced student. Pay-as-you-learn. You need pay for only one study group at a time.



## SEND FOR THIS FREE BOOK NOW

Resident School courses in New York City offer comprehensive training in Television and Electronics. Day and evening classes start four times each year. Detailed information on request.

**RCA Institutes, Inc.** Home Study Dept. RN-108  
A Service of Radio Corporation of America  
350 West Fourth Street, New York 14, N. Y.

Without obligation, send me FREE 52 page CATALOG on Home Study Courses in Radio, Television and Color TV. No Salesman will call.

Name.....  
Please print

Address.....

City..... Zone.... State.....


Korean Vets! Enter discharge date.....

**CANADIANS**—Take advantage of these same RCA courses at no additional cost. No postage, no customs, no delay. Send coupon to:

RCA VICTOR COMPANY, LTD.  
5001 Cote de Liesse Rd., Montreal 9, Que.

To save time, paste coupon on postcard

Bell: Years Ahead . . . Years Ago.



This was the amplifier that started the swing to STEREO. The Bell Model 3D. Introduced in May, 1953, it had dual inputs for radio, phana and tape.

**“As a standard binaural amplifier, it would seem difficult to improve.”**

*High Fidelity Magazine, November 1954*

The experts were wrong. Today, nearly four years later, Bell introduces a complete new line of stereo components with more of the features considered most desirable in a Stereo Amplifier.\*

Five years ago, Bell Sound Systems produced the very first 2-channel Stereo Amplifier on a single chassis. It was designed, primarily, to play Cook Binaural Records—the kind that required a two-headed tone arm to track two sets of grooves. Remember?



New features of the Bell Model 3030 Stereo Amplifier include Single-Knob Balance Control, Continuously Variable Loudness Control and Level Control with Built-In Channel Reverse for Stereo.

Quickly accepted as the standard of the industry, the 3D was acclaimed by the experts as “difficult to improve”.

We thought so, too. But then, along came magnetic tape which immediately made stereo playback and recording possible. Taking advantage of the quality reproduction of tape, Bell modified its 3D—and added a Tape Head Input.

That was in 1956. A year destined to make hi-fi history; Bell, set to introduce the “sleek, slim silhouette”, announced the first major breakthrough in high fidelity styling.

“Impossible”, said our friends when Bell revealed plans to re-design its 2-channel Stereo Amplifier, early this year with the same long, low look, only 4” high, as the rest of its monaural line.

\*See Page 32, *Hi Fi and Music Review*, August, 1958.



Professional Stereo Recording System, made by Bell, includes the Model T-213 Tape Transport with two RP-120 Record Playback Pre-Amplifiers in a Portable Carrying Case. Tape Transport with new Auto-Stop Switch, and Add-On electronic components are available separately for your own custom installation. Only Bell has these outstanding components to let you make your own professional stereo recordings on tape for less than \$300.

The experts were wrong. Sixty days ago, Bell again set the standard for all others to follow with the introduction of the new Model 3030, a 2-channel, 30 watt stereo amplifier with built-in pre-amps. With more features to play the new “single-groove” stereo records and reproduce stereo radio broadcasts, the 3030 also made possible top-quality tape playback (direct from tape heads or tape pre-amps).

For this purpose, Bell last year introduced a new Tape Transport in 4 basic models; the only one of its kind to RECORD STEREO, with its own specially designed Add-On pre-amplifiers for playback and recording.

This is a professional-type machine, with three heavy-duty 4-pole motors and a frequency response of 25-12,000 cps ± 2db. Used for stereo recording, the Bell Tape Transport effectively copies stereo tapes and records and captures stereo broadcasts off-the-air. In one year, this component has won unanimous consumer acceptance to gain unchallenged leadership in its field.

With the new Bell 3030 Stereo Amplifier, the Bell Tape Transport represents a complete stereo system that will not become obsolete in the future; Units now being made have provision for a 4-track head to play 4-channel tapes when they become available.

Recently, Bell made available a low-cost Stereo Amplifier for the “budget-buyer”. Known as the Pacemaker, this 2-channel, 20 watt stereo amplifier is still another product of Bell Stereo “know-how”, with an outstanding array of features for its low cost.

Today, there are more Bell Stereo Amplifiers in use than all others combined. But progress continues.

To maintain its position as the only manufacturer of a complete line of Stereo components, Bell is getting set to produce even



Pacemaker Stereo, shown here, is a low-cost 2-channel 20 watt amplifier. Known as the Model 2221, this Bell product has inputs provided for sterea records, tuner and tape. Plays monoural programs at the flick of a switch.

more big-power stereo amplifiers and stereo tuners. When these are announced, we promise they will be ready to deliver to you. This is our responsibility of leadership.

In the meantime, as a reader interested in the progress of Bell Stereo, we suggest you obtain a copy of the new Bell High Fidelity Handbook. This 24-page book contains photographs and specs. of the complete line of Bell components. Write us for your free copy.



Bell Sound Systems, Inc., 555 Marion Road, Columbus, Ohio

A division of Thompson Products, Inc.

RADIO & TV NEWS



**A Complete Stereo System:** Shown here is a typical custom installation of the Bell Model 3030 Stereo Amplifier with a Bell Tape Transport. With these components for your Stereo system, you can start to enjoy the finest quality sound reproduction on tape. Amplifier has inputs to play monaural and Stereo discs with your present record player.



**Latest Information**  
**on the Electronic Industry**

*Spot News*

By RADIO & TV NEWS'  
WASHINGTON EDITOR

**PAY-TV MOTHBALLED UNTIL '59**—Pay-TV is once again in storage; this time until the middle of next year. Postponed action was dictated by a request from Congressman Oren Harris, chairman of the House Interstate and Foreign Commerce Committee, who noted that the House will probably be asked to vote next year on a resolution blocking the FCC from approving any toll-television applications, unless Congress enacts a new law saying that the Commission has such authority. According to the FCC, they now have such authority.

**SOLAR-POWERED WORLD-WIDE SATELLITE REPEATERS URGED**—Solar-powered wide-band satellite repeaters, orbiting at altitudes of about 22,000 miles in the equatorial plane, could provide line-of-sight radio-relaying facilities for thousands of radio and TV channels, according to Burton F. Miller of Ramo-Wooldridge. In a paper delivered before the Institute of Aeronautical Sciences, it was noted that such satellites could provide world-wide communications not only on microwaves, but on lower frequencies; transmission of signals over ranges of 8000 to 10,000 miles would, it was said, be little more difficult than present transmission of such signals over ranges of less than 75 miles.

**\$60-MILLION RADIO RESEARCH OBSERVATORY PLANNED BY NAVY**—A \$60-million radio astronomy station has been blueprinted for a 1500-acre facility in the mountains of West Virginia near Sugar Grove. The project will culminate 11 years of intensive research by the Naval Research Lab in Washington, D.C.

**CITIZENS RADIO SERVICE RULES REVISED**—The Commission has finalized rule making and issued completely revised details governing the Citizens Radio Service. The new order re-allocates frequencies in the 26.96-27.23 mc. band from the amateur radio service and makes them available to Citizens Radio; limits the maximum permissible plate input d.c. power in the 26.96-27.23 mc. band to 5 watts; establishes a new "Class D" station; provides for type-acceptance rather than type-approval of equipment to be used by "Class A" stations; retains "Class B" stations in substantially their present form, but reduces the maximum authorized power of such stations from 10 to 5 watts.

**AERONAUTICAL SEARCH AND RESCUE STATIONS AUTHORIZED**—A new class of station—Aeronautical Search and Rescue Mobile Station—is now on record providing for the use of 121.6 mc. by stations aboard aircraft.

**ELECTRONIC BLOODSPOT DETECTOR FOR EGGS**—An electronic detector is now being used to discover and reject eggs containing bloodspots. The technique is said to be twice as effective as the old "candling" method. The new unit was developed by the U.S. Department of Agriculture.

**CO-CHANNEL TV REPEATER TO TEST U.H.F. SERVICE AREA SHADOW**—To help determine whether a co-channel TV repeater station can fill in a shadow in a u.h.f. service area, the FCC has granted a one-year experimental license to Binghamton Press Co. to operate such a station in connection with its regular TV station, WINR-TV, channel 40. A 10-watt operation with vertically polarized antenna is to be used.

**TV-TUBE NIGHT-VISION DEVICE USING LIGHT FROM STARS DEVELOPED**—A night-vision device which gathers reflected starlight or diffused light from sky-glow falling upon the objective and then intensifies or amplifies the light sufficiently to present a distinguishable image has been developed by the U.S. Army Engineering Research and Development Labs at Fort Belvoir, Virginia and RCA. Known as the "Cascaded Photosensitive Image Intensifier," it employs cascaded image tubes—two tubes in series—operating through an optical system which focuses light reflected from objects in the field. First tube acts as a preamp for the second. The tubes are powered by a six-volt battery in a transformer-transistor circuit. -30-

Get into

# TELEVISION RADIO-ELECTRONICS



## LEARN ALL 8 PHASES BY SHOP METHOD

## OF THE INDUSTRY HOME TRAINING

1. Television . . . including Color TV
2. Radio . . . AM, FM
3. Industrial Electronics
4. Communications
5. Sound Recording & Hi-Fidelity
6. Automation
7. FCC License Preparation
8. Radar & Micro Waves

Let National Schools of Los Angeles, a Practical Resident Technical School for over 50 years, train you at home by Shop Method for unlimited opportunities in All phases of TV, Electronics, Radio.

You get 19 big kits  
of equipment!

### GOOD JOBS . . . MORE MONEY SECURITY . . . ALL CAN BE YOURS

YOU are needed in the great modern Television-Electronics industry. Trained technicians are in growing demand, at excellent pay, in sales and service, manufacturing, broadcasting, telecasting, communications, research, and many other important branches of the field. National Schools Master Shop-Method Training, with newly added lessons and equipment prepares you in your spare time right in your own home for these fascinating opportunities. **OUR OUTSTANDING METHOD IS PROVED BY THE SUCCESS OF GRADUATES ALL OVER THE WORLD!**

#### YOUR TRAINING IS ALL INCLUSIVE

We prepare you for a long list of job opportunities. Thousands of TV and Radio receivers are being sold every day—more than ever before. And, now, Color TV is here. Applications of Electronics in industry—**AUTOMATION**—are growing in tremendous strides. The whole field is alive—opening up new, important jobs rapidly. National Schools complete training program qualifies you in all phases of the industry.

#### YOU EARN WHILE YOU LEARN

Many students pay for their entire training—and more—with spare time earning. We'll show you how you can, too! Early in your course you receive material that shows you how to earn extra money servicing TV and Radio receivers, appliances, etc., for friends and acquaintances.

#### YOU GET EVERYTHING YOU NEED

Clear, profusely illustrated lessons, shop-tested manuals, modern circuit diagrams, practical job projects—all the valuable equipment shown above—many other materials and services—consultation privilege with our qualified staff, and Graduate Employment Service. **EVERYTHING YOU NEED** for outstanding success in Electronics.

#### INDUSTRY NEEDS YOU. NATIONAL SCHOOLS WILL TRAIN YOU. SEND FOR FACTS TODAY NO OBLIGATION.

**YOU LEARN BY SHOP METHOD . . .** you do servicing, circuit analysis, and do over 100 down-to-earth experiments. You build a Superhet Receiver and a modern TV Receiver, from the ground up, including a new, big screen picture tube. You also receive a professional, factory-made **MULTI-TESTER**. All of this standard equipment is yours to keep . . . at just one low tuition.

#### RESIDENT TRAINING AT LOS ANGELES

If you wish to take your training in our Resident School at Los Angeles, the world's TV capital, start NOW in our big, modern Shops, Labs and Radio-TV Studios. Here you work with latest Electronic equipment—professionally installed—finest, most complete facilities offered by any school. Expert, friendly instructors. Personal attention. Graduate Employment Service. Help in finding home near school—and part time job while you learn. Check box in coupon for full information.


Approved for  
GI Training



### NATIONAL SCHOOLS

LOS ANGELES 37, CALIF.

**FREE!**  
VALUABLE BOOK  
& SAMPLE LESSON  
—Just Send  
Coupon!



### NATIONAL SCHOOLS

TECHNICAL TRADE TRAINING SINCE 1905  
LOS ANGELES 37, CALIFORNIA

**GET FAST SERVICE—MAIL NOW TO**  
NATIONAL SCHOOLS, DEPT. RH-108

4000 S. FIGUEROA ST. LOS ANGELES 37, CALIF.

Rush free TV-Radio "Opportunity" Book and sample lesson. No salesman will call.

NAME \_\_\_\_\_ AGE \_\_\_\_\_


ADDRESS \_\_\_\_\_

CITY \_\_\_\_\_ ZONE \_\_\_\_\_ STATE \_\_\_\_\_

Check If Interested **ONLY** in Resident School training at Los Angeles.  
VETERANS. Give date of Discharge.

# ROHN Designs Amazing No. 25 Tower to reach new heights in tower engineering

**NEW GENERAL-PURPOSE COMMUNICATION OR HEAVY-DUTY TV TOWER**



ROHN now offers a tower a full 33% stronger and more durable than similar sized and similar type towers that are found on the market today!

These amazing results are achieved through using heavier-duty side rail tubing, quality steel that is of the highest grade and a new "zig-zag" cross bracing design.

The strength of this tower allows it to be self-supporting under most condi-

tions to 50' and under guyed conditions up to 150'. The tower has been built to fit a tremendously wide range of needs in communications, amateur use and as a heavy-duty TV tower.

**FLASH!**The "RohnKote" enameling plant is in operation and ROHN products are available not only in **HOT-DIPPED GALVANIZING** but also in a specially developed 6-step enameling process known as "RohnKote".

## NOW! 10 Different Lines of ROHN TOWERS, Including:

### No. 6


Widely used for home TV, this tower features "magic triangle" cross bracing construction.



Packaged Towers in which the sections nestle inside each other.

### No. 40

Heavy-duty communications tower suitable self-supporting at heights up to 60' or guyed as high as 300'. Ideal for communications uses of all types, microwave, radio telephone, etc.



### No. 20 & 30

Heavy-duty communications towers in RohnKote enamel.

### Fold-Over Towers

Ideal for amateurs and experimenters inasmuch as the tower folds over for convenient antenna changing, etc. Supplied in both medium and heavy-duty sizes to handle practically any size beam.



### Look to ROHN for these requirements, too:

A wide line of all types of accessories for towers is available but in addition, ROHN produces a complete line of:

#### MASTS

ROHN masts are outstanding in design and have special features that make them the best in the field and in addition, are as low or lower in cost than any other.

#### TUBING

Complete line of tubing, either plain or with 6" expanded end; in 10' and 5' length; 16 or 18 gauge; and in either hot-dipped galvanized or "RohnKote" enameling.

#### ROOF TOWERS

Specially designed roof towers have received tremendously wide acceptance and are available from heights of 2½' to 10'.

#### BASES

A wide selection for mast and other type installations; wall mounts—for inexpensive installations; gable mounts; special mounts for antennas; drive-in ground mounts; and dozens of other specially designed items.

Make sure you have full details, catalog and prices on the entire ROHN line. Contact the ROHN representative in your area, or distributor, or contact:

# ROHN Manufacturing Company

116 LIMESTONE, BELLEVUE

PEORIA, ILLINOIS

PHONE 4-9156



**STEREO  
STEREO  
AND  
MONAURAL**

the  
experts  
say...  
in HI-FI  
the best buys are

**EICO®**

World-famous  
EICO advantages  
guarantee your complete satisfaction:

- Advanced engineering • Finest quality components
- "Beginner-Tested," easy step-by-step instructions
- LIFETIME service & calibration guarantee
- IN-STOCK — Compare, then take home any EICO equipment—right "off the shelf"—from 1900 neighborhood EICO dealers.



Stereo Preamplifier HF85



FM Tuner HFT90



Stereo  
Amplifier-Preamp  
HF81




Bookshelf  
Speaker System  
HFS1



Monaural Integrated Amplifiers:  
50, 30, 20, and 12-Watt  
(use 2 for Stereo)



Speaker System HFS2  
36" H x 15 1/4" W x 11 1/2" D



Monaural Power Amplifiers:  
60, 50, 35, 30, 20 and 14-Watt  
(use 2 for Stereo)



Monaural Preamplifiers:  
HF65, HF61  
(stack 2 for Stereo)



Over 1 MILLION EICO instruments in use throughout the world.

**NEW STEREOPHONIC EQUIPMENT**

**HF85: Stereo Dual Preamplifier** is a complete stereo control system in "low silhouette" design adaptable to any type of installation. Selects, preamplifies, controls any stereo source—tape, discs, broadcasts. Superb-variable crossover, feedback tone controls driven by feedback amplifier pairs in each channel. Distortion borders on unmeasurable even at high output levels. Separate lo-level input in each channel for mag. phono, tape head, mike. Separate hi-level inputs for AM & FM tuners & FM Multiplex. One each auxiliary A & B input in each channel. Independent level, bass & treble controls in each channel may be operated together with built-in clutch. Switched-in loudness compensator. Function Selector permits hearing each stereo channel individually, and reversing them; also use of unit for stereo or monophonic play. Full-wave rectifier tube power supply, 5-12AX7/ECC83, 1-6X4. Works with any 2 high-quality power amplifiers such as EICO, HF14, HF22, HF30, HF35, HF50, HF60. Kit \$39.95. Wired \$64.95. Includes cover.

**HF81: Stereo Dual Amplifier-Preamplifier** selects, amplifies & controls any stereo source—tape, discs, broadcasts—and feeds it thru self-contained dual 14W amplifiers to a pair of speakers. Monophonically: 28 watts for your speakers; complete stereo preamp. Ganged level controls, separate focus (balance) control, independent full-range bass & treble controls for each channel. Identical Williamson-type, push-pull EL84 power amplifiers, excellent output transformers. "Service Selector" switch permits one preamp-control section to drive the internal power amplifiers while other preamp-control section is left free to drive your existing external amplifier. Kit \$69.95. Wired \$109.95. Incl. cover.

**MONAURAL PREAMPLIFIERS (stack 2 for Stereo)**  
**NEW HF65:** superb new design. Inputs for tape head, microphone, mag-phono cartridge & hi-level sources. IM distortion 0.04% @ 2V out. Attractive "low silhouette" design. HF65A Kit \$29.95, Wired \$44.95. HF65 (with power supply) Kit \$33.95. Wired \$49.95.

**HF61:** "Rivals the most expensive preamps" — Marshall, AUDIOCRAFT. HF61A Kit \$24.95, Wired \$37.95, HF61 (with power supply) Kit \$29.95. Wired \$44.95.

**MONAURAL POWER AMPLIFIERS (use 2 for STEREO)**

**HF60: 60-Watt Ultra Linear Power Amplifier** with Acro T0-330 Output Xfmr.; "One of the best-performing amplifiers extant; an excellent buy." AUDIOCRAFT Kit Report. Kit \$72.95. Wired \$99.95. Cover E-2 \$4.50.

**HF50: 50-Watt Ultra Linear Power Amplifier** with extremely high quality Chicago Standard Output Transformer. Identical in every other respect to HF60, same specs at 50W. Kit \$57.95. Wired \$87.95. Cover E-2 \$4.50.

**NEW HF35: 35-Watt Ultra-Linear Power Amplifier.** Kit \$47.95. Wired \$72.95. Cover E-2 \$4.50.

**HF30: 30-Watt Power Amplifier.** Kit \$39.95. Wired \$62.95. Cover E-3 \$3.95.

**NEW HF22: 22-Watt Power Amplifier.** Kit \$38.95. Wired \$61.95. Cover E-2 \$4.50.

**NEW HF14: 14-Watt Power Amplifier.** Kit \$23.50. Wired \$41.50. Cover E-6 \$4.50.

**MONAURAL INTEGRATED AMPLIFIERS (use 2 for STEREO)**

**HF52: 50-Watt Integrated Amplifier** with complete "front end" facilities & Chicago Standard Output Transformer. "Excellent value"—Hirsch-Houck Labs. Kit \$69.95. Wired \$109.95. Cover E-1 \$4.50.

**HF32: 30-Watt Integrated Amplifier.** Kit \$57.95. Wired \$89.95. Both include cover.

**HF20: 20-Watt Integrated Amplifier.** "Well-engineered" — Stocklin, RADIO TV NEWS. Kit \$49.95. Wired \$79.95. Cover E-1 \$4.50.

**HF12: 12-Watt Integrated Amplifier.** "Packs a wallop"—POP ELECTRONICS. Kit \$34.95. Wired \$57.95.

**SPEAKER SYSTEMS (use 2 for STEREO)**

**HFS2: Natural bass 30-200 cps** via slot-loaded 12-ft. split conical bass horn. Middles & lower highs: front radiating 8 1/2" edge-damped cone. Distortionless spike-shaped super-tweeter radiates omni-directionally. Flat 45-20,000 cps; useful 30-40,000 cps. 16 ohms. HWD 36", 15 1/4", 11 1/2". "Eminently musical; would suggest unusual suitability for stereo."—Holt, HIGH FIDELITY. Completely factory-built: Walnut or Mahogany. \$139.95; Blonde, \$144.95.

**HFS1: Bookshelf Speaker System,** complete with factory-built cabinet. Jensen 8" woofer, matching Jensen compression-driver exponential horn tweeter. Smooth clean bass; crisp extended highs. 70-12,000 cps range. Capacity 25 w. 8 ohms. HWD: 11" x 23" x 9". Wiring time 15 min. Price \$39.95.

**FM TUNER**

**HFT90:** surpasses wired tuners up to 3X its cost. Pre-wired, pre-aligned, temperature-compensated "front end" — drift-free. Precision "eye-ironic" tuning. Sensitivity 1.5 uv for 20 db quieting — 6X that of other kit tuners. Response 20-20,000 cps ±1 db. K-follower & multiplex outputs. "One of the best buys you can get in high fidelity kits." — AUDIOCRAFT KIT REPORT. Kit \$39.95. Wired \$65.95. Cover \$3.95.

EICO, 33-00 Northern Blvd., L. I. C. 1, N. Y.

SHOW ME HOW TO SAVE 50% on 60 models of top-quality equipment as checked below.  Hi-Fi  Ham Gear.  
 Test Instruments  Send FREE literature & name of neighborhood EICO dealer.

NAME.....  
ADDRESS.....  
CITY.....STATE.....

Copyright 1958 by Electronic Instr. Co., Inc. 33-00 N. Blvd., L. I. C., N. Y.

Add 5% in the West.

MEMBER ELECTRONIC INDUSTRIES ASSOCIATION

the specs prove it . . .  
your **BEST BUY** is

**TEICO**®

for COLOR & Monochrome TV servicing

**FREE CATALOG**

shows you **HOW TO SAVE 50%**  
on 50 models of top quality  
professional test equipment.  
**MAIL COUPON NOW!**



**NEW!**  
TV-FM SWEEP  
GENERATOR &  
MARKER #368

KIT \$69<sup>95</sup> WIRED \$119<sup>95</sup>


Entirely electronic sweep circuit (no mechanical devices) with accurately-biased inductor for excellent linearity. Extremely flat RF output; new AGC circuit automatically adjusts osc. for max. output on each band with min. ampl. variations. Exceptional tuning accuracy: edge-lit hairlines eliminate parallax. Sweep Osc. Range 3-216 mc in 5 fund. bands. Variable Marker Range 2-75 mc in 3 fund. bands; 60-225 mc on harmonic band. 4.5 mc Xtal Marker Osc., xtal supplied. Ext. Marker provision. Sweep Width 0-3 mc lowest max. deviation to 0-30 mc highest max. dev. 2-way blanking. Narrow range phasing. Attenuators: Marker Size, RF Fine, RF Coarse (4-step decade). Cables: output, "scope" horiz., "scope" vertical. Deep-etched satin aluminum panel; rugged grey wrinkle steel cabinet.

**NEW! RF  
SIGNAL GENERATOR  
#324**

KIT \$26<sup>95</sup> WIRED \$39<sup>95</sup>



150 kc to 435 mc with ONE generator! Better value than generators selling at 2 or 3 times its cost! Ideal for IF-RF alignment, signal tracing & trouble-shooting of TV, FM, AM sets; marker gen.; 400 cps audio testing; lab. work. 6 fund. ranges: 150-400 kc, 400-1200 kc, 1.2-3.5 mc, 3.5-11 mc, 11-37 mc, 37-145 mc; 1 harmonic band 111-435 mc. Freq. accurate to  $\pm 1.5\%$ ; 6:1 vernier tuning & excellent spread at most important alignment freqs. Etched tuning dial, plexiglass windows, edge-lit hairlines. Colpitts RF osc. directly plate-modulated by K-follower for improved mod. Variable depth of int. mod. 0-50% by 400 cps Colpitts osc. Variable gain ext. amplifier: only 3.0 v needed for 30% mod. Turret-mounted coils slug-tuned for max. accuracy. Fine & Coarse (3-step) RF attenuators. RF output 100,000 tv; AF sine wave output to 10 v. 50-ohm output Z. 5-way jack-top binding posts for AF in/out; coaxial connector & shielded cable for RF out. 12AU7, 12AV7, selenium rectifier; xmfr-operated. Deep-etched satin aluminum panel; rugged grey wrinkle steel cabinet.



**NEW! DYNAMIC  
CONDUCTANCE  
TUBE & TRANSISTOR  
TESTER #666**  
KIT \$69<sup>95</sup> WIRED \$109<sup>95</sup>

**COMPLETE with steel cover and handle.**  
SPEED, ease, unexcelled accuracy & thoroughness. Tests all receiving tubes (and picture tubes with adapter). Composite indication of Gm, Gp & peak emission. Simultaneous sel of any 1 of 4 combinations of 3 plate voltages, 3 screen voltages, 3 ranges of continuously variable grid voltage (with 5% accurate pot). New series-string voltages: for 600, 450, 300 ma types. Sensitive 200 ua meter. 3 ranges meter sensitivity (1% slunts & 5% pot). 10 SIX-position lever switches: freepoint connection of each tube pin. 10 pushbuttons: rapid insert of any tube element in leakage test circuit & speedy sel. of individual sections of multi-section tubes in merit tests. Direct-reading of inter-element leakage in ohms. New gear-driven rollehart. Checks n-p-n & p-n-p transistors: separate meter readings of collector leakage current & Beta using internal dc power supply. Deep-etched satin aluminum panel; rugged grey wrinkle steel cabinet. CRA Adapter \$4.50

**COLOR  
and Monochrome  
DC to 5 MC LAB & TV  
5" OSCILLOSCOPE  
#460**

KIT \$79<sup>95</sup> WIRED \$129<sup>50</sup>

• Features DC Amplifiers!  
Flat from DC-4.5 mc, usable to 10 mc. VERT. AMPL.: sens. 25 rms mv/in; input Z 3 megs; direct-coupled & push-pull thruout; K-follower coupling bet. stages; 4-step freq-compensated attenuator up to 1000:1. SWEEP: perfectly linear 10 cps-100 kc (ext. cap. for range to 1 cps); pre-set TV V & H positions; auto. sync. ampl. & lim. PLUS: direct or cap. coupling; bal. or unbal. inputs; edge-lit engraved lucite screen; dimmer; filter; bezel fits std photo equip. High intensity trace CRT. 0.06 usec rise time. Push-pull hor. ampl., flat to 400 kc, sens. 0.6 rms mv/in. Built-in volt. calib. Z-axis mod. Sawtooth & 60 cps outputs. Astig. control. Retrace blanking. Phasing control. 5" PUSH-PULL Oscilloscope = 425: Kit \$44.95, Wired \$79.95. 7" PUSH-PULL Oscilloscope = 470: Kit \$79.95, Wired \$129.50.

**NEW! PEAK-to-PEAK  
VTVM #232 & UNI-  
PROBE (pat. pend.)**

KIT \$29<sup>95</sup> WIRED \$49<sup>95</sup>

Half-turn of probe tip selects DC or AC-Ohms. Uni-Probe - exclusive with EICO - only 1 probe performs all functions!

Latest circuitry, high sensitivity & precision, wide ranges & versatility. Calibration without removing from cabinet. New balanced bridge circuit. High Z input for negligible loading. 4 1/2" meter, can't burn-out circuit. 7 non-skip ranges on every function. 4 functions: +DC Volts, -DC Volts, AC Volts, Ohms. Uniform 3 to 1 scale ratio for extreme wide-range accuracy. Zero center. One zero-adj. for all functions & ranges. 1% precision ceramic multiplier resistors. Measure directly peak-to-peak voltage of complex & sine waves: 0-4, 14, 42, 140, 420, 1400, 4200. DC/RMS sine volts: 0-1.5, 5, 15, 50, 150, 500, 1500 (up to 30,000 v. with HVP probe & 250 mc with PRF probe). Ohms: 0.2 ohms to 1000 megs. 12AU7, 6AL5, selenium rectifier; xmfr-operated. Deep-etched satin aluminum panel, rugged grey wrinkle steel cabinet.



**New!**  
Series/Parallel  
R-C COMBINATION  
BOX #1140  
KIT \$13.95  
WIRED \$19.95



**TUBE TESTER  
#625**  
KIT \$34.95  
Wired \$49.95  
• tests 600 mil series string type tubes  
• illuminated roll-chart

Pix Tube Test Adapter .....\$4.50



**6V & 12V BATTERY  
ELIMINATOR  
& CHARGER #1050**  
KIT \$29.95  
WIRED \$38.95  
Extra-filtered for transistor equip.  
#1060 KIT \$38.95  
WIRED \$47.95



**New!**  
Miniaturized  
MULTI-SIGNAL  
TRACER #145A  
KIT \$19.95  
WIRED \$28.95



**20,000 Ohms/Volt  
V-O-M #565**  
KIT \$24.95  
Wired \$29.95



**1000 Ohms/Volt  
V-O-M #536**  
KIT \$12.90  
Wired \$14.90



Reads 0.5 ohms -500 megs, 10 mmfd-5000 mfd, power factor.

KIT \$19.95  
Wired \$29.95

R-C BRIDGE & R-C-L COMPARATOR #950B

VTVM PROBES	KIT	Wired
Peak-to-Peak	\$4.95	\$6.95
RF	\$3.75	\$4.95
High Voltage Probe-1		\$6.95
High Voltage Probe-2		\$4.95

SCOPE PROBES	KIT	Wired
Democulator	\$3.75	\$5.75
Direct	\$2.75	\$3.95
Low Capacity	\$3.75	\$5.75

EICO, 33-00 Northern Blvd., L.I.C. 1, N. Y. R-10  
Show me **HOW TO SAVE 50%** on  Test Instruments  Hi-Fi  Ham Gear. Send me **FREE** Catalog, name of neighborhood dealer.  
Name.....  
Address.....  
City..... Zone..... State.....

SEE OUR "HAM" ADVERTISEMENT ON PAGE 149

TURN PAGE  
FOR MORE  
EICO VALUES

**EICO**®

Send for  
**FREE CATALOG**  
now

Prices 5% higher on West Coast.

L.I.C. 1, N.Y.



Model M3D pickup



Electro-Voice 26DST



Columbia Model SC-1



Electro-Sonic ESL-C100

# PICKUP CARTRIDGES FOR STEREO

*You'll need a new cartridge to play stereo records. Here's latest information on what is available now.*

By **NORMAN H. CROWHURST**

**A** MODERN stereo pickup—even a low-priced one—is made to standards comparable to a watchmaker's. Aside from the very *unlikely* conversion kit, you will need a *stereo cartridge* to play the new stereo discs.

Where the monaural pickup had only to transcribe lateral or sideways vibrations, ignoring any vertical movement that might appear, the stereo pickup styli have to be capable of moving freely up and down as well as sideways, to transcribe vibration that is basically in two 45° angular movements. Not only must it move freely in all directions to permit following of the complicated stereo groove, it must separate the components of movement in the two 45° directions belonging to each channel.

This may be comparatively easy to achieve at some frequencies; but a good pickup must maintain this independence of movement *at all audio frequencies*. At low and middle frequencies it is relatively easy; but at the highest frequencies it gets difficult. Then, of course, a stereo pickup has to give two separate outputs, one for each channel. The electrical outputs have to be kept separate as well.

There is no doubt that the design of a good stereo pickup poses more problems than the design of a monaural one. Different approaches can be and are used. The pickup can use moving iron, moving magnet, moving coil, crystal, or ceramic elements and the relative merits of these types are not *basically* changed by whether one or two channels are used.

The design of a stereo cartridge demands a fresh approach. You cannot just tie two monaural mechanisms together to one stylus (although some have tried it) and get a *good* stereo

cartridge. As a result of the genius put into their design, a completely different pattern of relative merit among different types may emerge for stereo.

It doesn't matter which type you inquire about, you will get conflicting opinions—right now. Some comments you will hear are based on the conviction that "that is the wrong way to make a stereo pickup." Each manufacturer with any reputation at all (by which we mean those who design their own, rather than copying what someone else has done) has evaluated the problems of making a stereo pickup: which kind of transducer to use, how to couple two of them to one stylus (the kind of mechanical linkage to employ), how to avoid cross-modulation and other troubles, and so on.

He has naturally settled for the one that seemed to show best prospects *from his evaluation*. One will argue that the best approach is to get the transducers coupled right to the stylus or its arm, with little or no mechanical linkage. Another feels it is best to separate the two modes of movement right at the stylus and use separate linkages to each element. Each way has its problems that individual designers evaluate and overcome to some degree.

Among the early stereo recordings, some have practically no "highs" above about 8000 cycles, while others do have highs beyond this point, but with distortion. Very few of the early discs have extended highs without some distortion.

This can be misleading in choosing pickups, unless you are aware of it. Records in which the highs have been rolled off will probably sound better on a pickup that goes out farther, other things being equal; but records with



Duotone Model GPS 80-1D



Weathers Model SW 10D



Sonotone Model 8T-4D



Model Stereo-OV pickup

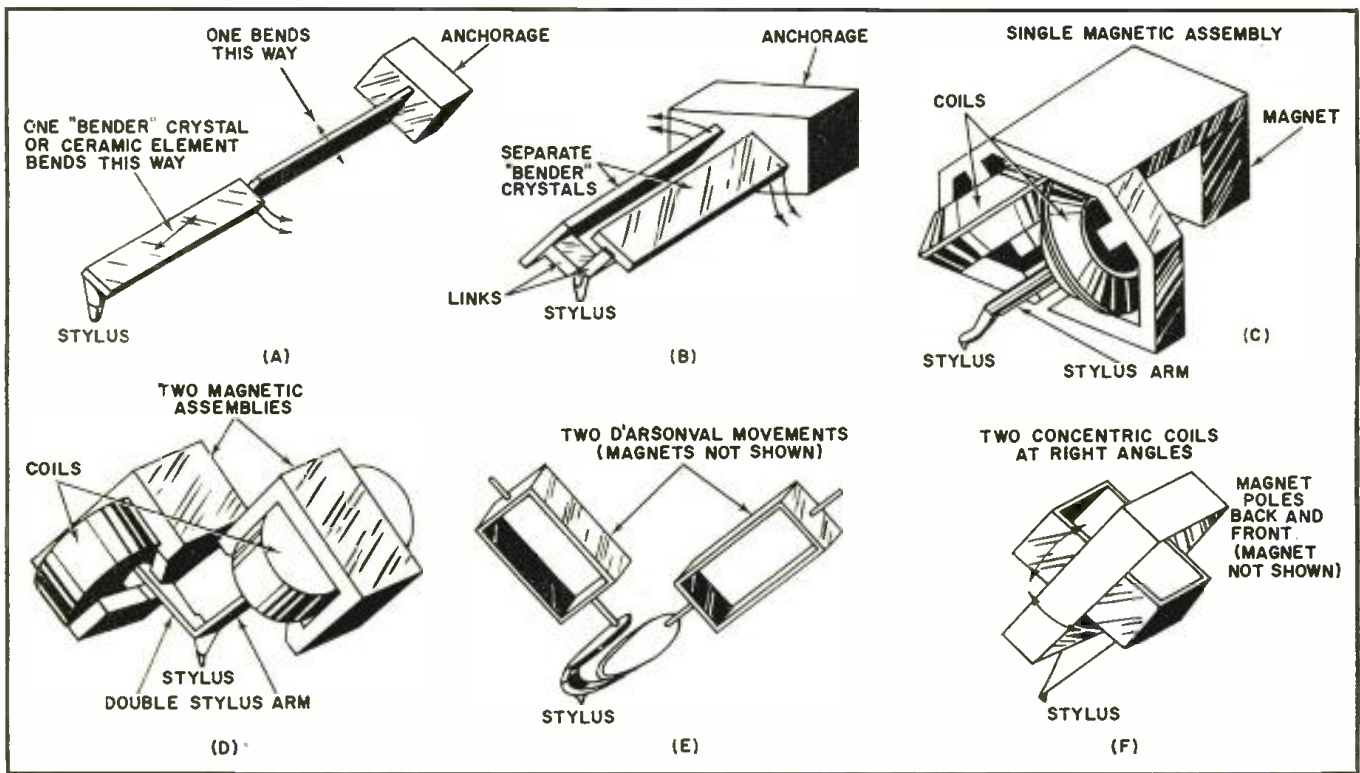


Fig. 1. Several possible ways of constructing stereo pickups, showing basic differences between transducer arrangement and linkages. Possible variations are, of course, virtually infinite. (A) and (B) are two possible piezo-electric element structures, (C) and (D) show moving-iron, fixed-coil arrangements, while (E) and (F) are two types of moving-coil units.

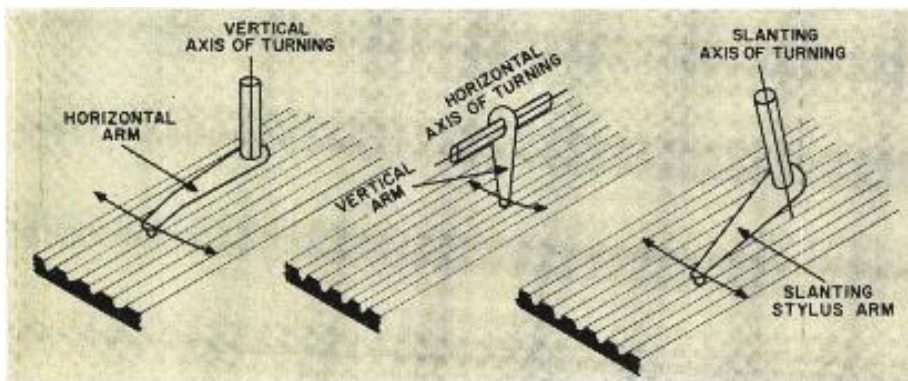


Fig. 2. With lateral recordings, the slant of the stylus arm is not too important. The arm could be horizontal, vertical, or at an in-between angle.

distorted highs may sound better on a pickup with restricted high-frequency response.

We can be reasonably certain that records will improve: later editions will go on out-clean. Failure at the high end (above 8000 cycles) however, may not be such a bad thing in stereo because very extended high-frequency response is far less necessary to a sense of realism in stereo than in monaural. Failure to reproduce the extreme highs would be better than reproducing them with some distortion.

One thing which should be noted when choosing a pickup is the "slant" of the stylus arm (Fig. 3). In monaural records, using laterally recorded grooves, this is not important. A stylus arm could come down vertically, or it could come forward horizontally, or it could have some in-between angle (Fig. 2). But when the records include a vertical component, which 45-45's do, the angle becomes important.

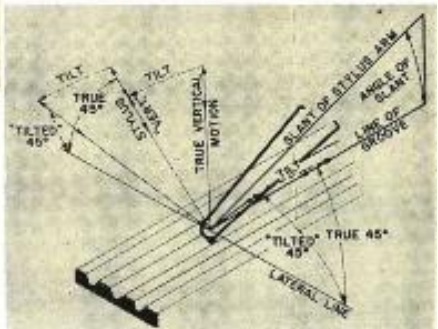
Ideally, both the recording stylus and

pickup stylus arm should be horizontal, but this is not feasible. The pivot would have to be down in the record groove! The next best thing would be to have both cutter and pickup stylus arms at the same angle. Unfortunately no standard has yet been established, but it would seem a safe bet that the standard angle for cutters will be somewhere between 15° and 30°.

It would be difficult (if not impossible) to make a pickup where this angle is less than 15° but the upper limit should certainly not exceed 30°. Until a cutter standard is established, one angle (within a reasonable range) is as good as another. When a difference exists between the angle at which the record was cut and the pickup angle, a little distortion will occur, but not too much, if the difference is small.

Tracking force—the weight with which the stylus bears down in the groove—is important. Because of the smaller styli used for stereo, the lightest possible force is desirable to

Fig. 3. Slanting the line of the stylus arm in a stereo cartridge invalidates the 45-degree angles, particularly the vertical components, relative to the surface of the record. But no distortion results if cutter and pickup stylus arms both use same angle.



prevent undue record wear. For the same reason a diamond stylus is recommended for extended playback. You may save quite a little by getting sapphire, but this may prove to be a false economy. Most available cartridges can be obtained with diamond styli.

Tracking force must be adequate. Don't be led into using too little in your desire to keep it down. This, too, can cause wear and will produce considerable distortion when playing. Most stereo pickups produced thus far need at least 3 to 7 grams tracking force.

Some pickups have three terminals, (Continued on page 38)

# STEREOPHONIC CARTRIDGE DIRECTORY

MAKER	MODEL NO.	TYPE*	STYLUS			TRACKING FORCE (grams)	LOAD FLAT RESP. (ohms)	NO. OUTPUT LEADS	NET PRICE
			TYPE**	RADIUS (in mils)	NO.***				
ASTATIC	13-TB	Cer.	Sa.-Sa.	.7 & 3	2	5-7	2 meg. or more	4	\$ 7.95
	13-TB	Cer.	D.-Sa.	.7 & 3	2	5-7	2 meg. or more	4	\$ 20.50
	13-TB	Cer.	Sa.-Sa.	.7 & .7	2 <sup>1</sup>	5-7	2 meg. or more	4	\$ 7.95
AUDIOGERSH	StereoTwin 200	Mag.	D	.7	1	4-6	37K	3	\$ 59.50
CBS-HYTRON	SC-1	Cer.	D	.8	1 <sup>1</sup>	5-7	1.2 meg.	3	\$ 21.75
DUOTONE	GPS80-1D	Cry.	D	.7	1	2-6	2 meg.	3	\$ 31.25
	GPS80-1S	Cry.	Sa.	.7	1	2-6	2 meg.	3	\$ 20.00
ELECTRO-SONIC	ESL-C100	Mag.	D	.7	1	2-4	Not Critical	3	\$ 69.95
	ESL-P100	Mag.	D	.7	1	2-4		3	\$ 79.95
ELECTRO-VOICE	21D	Cer.	D	.7	1	3-6	3 meg. or more	3	\$ 19.50
	21S	Cer.	Sa.	.7	1	3-6	3 meg. or more	3	\$ 9.90
	26DST	Cer.	D.-Sa.	.7 & 3	2	3-6	3 meg. or more	3	\$ 22.50
	26ST	Cer.	Sa.-Sa.	.7 & 3	2	3-6	3 meg. or more	3	\$ 12.90
ERIE RESISTOR	St-ERIE-O	Cer.	?	?	1	6-8	3 meg.	3	?
FAIRCHILD	232	Mag.	D	.7	1	2-4	5K or more	4	\$ 49.50
GENERAL ELECTRIC	GC-5	Mag.	D	.5	1	2-4	100K	4	\$ 26.95
	GC-7	Mag.	D	.7	1	3.5-7	100K	4	\$ 23.95
	CL-7	Mag.	Sa.	.7	1	3.5-7	100K	4	\$ 16.95
GRADO	Stereo	Mag.	D	.7	1	2	5K or more	4	\$ 49.50
HEATH	SF	Mag.	D	.6	1	2-4	50K	4	?
PICKERING	371D	Mag.	D	.7	1	4-6	27K-47K	4	\$ 29.85
RONETTE	BF-40	Cry.	Sa.	.75	1	4-6	500K	3	\$ 20.00
	BF-40-4	Cry.	Sa.	.75	1	4-6	500K	4	\$ 20.00
	Stereo-OV	Cry.	Sa.-Sc.	.75 & 2.5	2	4-6	500K	4	\$ 21.45
SCOTT, H. H. & LONDON RECORDS	1000	Mag.	D	.5	1	3.5	50K	4	\$ 89.95†
SHURE	M3D	Mag.	D	.7	1	3-6	50K	4	\$ 45.00
SONOTONE	8T-4S	Cer.	Sa.-Sa.	.7 & 3	2	5-7	1 to 5 meg.	4	\$ 14.50
	8T-4SD	Cer.	D.-Sa.	.7 & 3	2	5-7	1 to 5 meg.	4	\$ 24.50
	8T-4D	Cer.	D.-D	.7 & 3	2	5-7	1 to 5 meg.	4	\$ 34.50
TANNOY	Vari-Twin	Mag.	D	.7	1	3-4	50K	4	\$ 37.00
WEATHERS	SW10D	FM	D	.7	1	1	3 meg.	3	\$114.50
	SW50S	FM	Sa.	.7	1	1	3 meg.	3	\$ 99.50
	C501D	Cer.	D	.7	1	2.5-3	3 meg.	5	\$ 17.50
	C501S	Cer.	Sa.	.7	1	2.5-3	3 meg.	5	\$ 9.75
WEBSTER ELECTRIC	SC-1	Cer.	Sa.	.5	1	5-7	1 meg.	3	?
	SC-1D	Cer.	D	.5	1	5-7	1 meg.	3	\$ 24.50
	SC-TD	Cer.	D.-Sa.	.5 & 3	2	5-7	1 meg.	4	?

The directory given above lists all the stereo cartridges that are available as we go to press along with some of their important specifications. Other characteristics, often given by some cartridge manufacturers, were not included because of the lack of standardized testing procedures that would permit an accurate comparison to be made. For example, the amount of output voltage from a cartridge depends on the particular test record used, the recorded velocity employed, and the load on the cartridge. In general, crystal and ceramic cartridges have high outputs on the order of .25 to 1 volt per channel. Magnetic cartridges, on the other hand, have outputs ranging from 1 to 25 millivolts, with the moving-coil types at the low end of this range. Frequency response of all types is given


as a nominal figure ranging from 10 to 30 cps at the low end through 12,000 to 30,000 cps at the high end. Channel-to-channel separation of most of the units shown is about 20 db, with a few claiming as much as 25 or more db separation. Lateral compliance varies from slightly under  $2 \times 10^{-10}$  cm./dyne to as high as  $6$  or  $8 \times 10^{-10}$  cm./dyne, with most of the cartridges claiming compliances of about  $2 \times 10^{-10}$  cm./dyne. Vertical compliance of most units is given by the manufacturers as the same as the lateral figures, although in one or two cases, a slightly lower vertical compliance is specified. If and when industry-wide standards are set up for determining some of these figures, a more intelligent comparison will be able to be made among the various units that are available.

## NOTES:


\*Mag. = magnetic; Cer. = ceramic; Cry. = crystal; FM = FM, capacitance; \*\*D = diamond stylus; Sa. = sapphire stylus

\*\*\*1 = single stylus for 16 $\frac{2}{3}$ , 33 $\frac{1}{3}$  and 45 rpm. 2 = dual styli for 16 $\frac{2}{3}$ , 33 $\frac{1}{3}$ , and 45 rpm; and for 78 rpm monaural. 2<sup>1</sup> = both styli the same for microgroove records only. 1<sup>1</sup> = recommended by manufacturer for use with both 78's and microgroove discs.


†Includes special arm




Astatic Model 13-TB



General Electric Model GC-5 cartridge



Gradac Stereo cartridge




Tannoy Vari-Twin pickup




Webster Model SC-1D



Scott-London Model 1000



Fairchild Model 232 stereo cartridge



Pickering Model 371

a common and two "hot" leads, while some have four, providing completely separate connections to each element. In "standard" phasing, the cartridge will usually be made available as a replacement item, the three-terminal job will have a common and two "plus" hot leads. If each amplifier has the same number of stages (which is usual) and the loudspeakers are identically connected, the system phasing will come out right this way.

But it is not impossible that some playback systems will be designed where the reverse connection, using a common with one "plus" and one "minus" hot lead, will be required; in which case a three-terminal pickup with opposite phasing may be necessary.

A four-terminal pickup will be adaptable to either kind of system, although even with a three-terminal cartridge, phase reversal at the speaker itself is possible. The four-terminal pickup will enable the ground leads of the two channels to be separated, which is vital for inexpensive systems using transformerless (a.c.-d.c.) amplifiers.

Stereo cartridges are appearing all over the place now. The listing given on page 37 is as complete as we could make it at press time. The rapidity with which new cartridges are appearing, along with the factors which make early comparisons dubious, mean it is impossible to advise which is the "best" kind.

Fig. 1 shows some of the possibilities, using crystal (or ceramic) or magnetic construction. In each case there is the possibility of a "single" or "double" moving assembly attached to the stylus. Each can probably be re-arranged in an almost endless variety of ways to make what might appear here to be a complicated or clumsy construction into a relatively simple one.

It should be stressed that the units diagrammed in Fig. 1 do not represent anywhere near all the possible variations—not even all the arrangements that have been used thus far. But it will be gathered from this that the design of pickup cartridges for stereo has opened a new field of exploration for genius. Some of the current designs are ingenious but there are probably many new ideas still to come.

Remember that the simple constructions are best. Complicated, clumsy constructions are apt to produce resonances and distortion. The moving parts need to be both rugged and very light, with the precision construction usually associated with delicate watch parts. At first, such a combination sounds impossible but already several designs have achieved the "impossible"—or come close to it!

What we can say is that each type and method is only as good as the individual model which results. A well-made pickup of almost any type may outperform others not as well designed and carelessly assembled. The ultimate test of any cartridge (and this goes for all the links in the audio chain) is how well it satisfies *your ears!*



**TELECOPTER**

Close-up view of the flying TV remote unit described below.

# —A FLYING TV STATION

*World's first commercial airborne television remote unit now being used by Los Angeles TV broadcaster.*

**C**OMBINING the immediacy of television with the maneuverability and versatility of a helicopter is the Telecopter, the world's first commercial airborne TV remote unit. The remote is being used by KTLA, an independent Los Angeles television station owned by *Paramount Pictures*. The electronics in the helicopter was a 6-month project of the station's Chief Engineer, John Silva. Total weight had to be restricted to less than 400 pounds.

The entire cost of equipping and developing Telecopter is estimated at \$40,000 plus another \$42,000 for the *Bell* helicopter that is used.

Silva designed two boxes which ride on the helicopter's skids to carry much of the equipment. The camera, monitor, and audio and video controls were placed in the "bubble." The entire equipment includes transmitters for both audio and video, the monitor, a communications system, a power supply, and a *G-E* vidicon camera that is equipped with a *Zoomar* lens. The pilot does double duty as observer. Completed, it is, in effect, a miniature airborne television station.

In addition to the weight, the second major problem was to equip the copter with a suitable antenna so that a signal could be transmitted directly and easily to Mt. Wilson, headquarters for the station's transmitters, while the aircraft was flying. It is important to

be able to get a good picture from the plane even at the farthest points of the 40-mile range of the Los Angeles Basin. The solution to the problem was to use an antenna in the copter that would transmit equally in all directions horizontally and be directional vertically. Signals from this antenna could then be picked up by a receiving "dish" antenna located at Mt. Wilson. The mobile antenna finally chosen was a scaled-down version of a *G-E* helical transmitting antenna. Since the microwave frequency of 2000 mc. is used, it was possible to construct the antenna small enough to be carried conveniently. Final dimensions are a mere 4 inches in diameter and 3 feet in length.


A final problem involved overcoming the intense vibration that exists in the copter. Special shock mounts and baffling were used to prevent the equipment from being jarred excessively.

—30—



↑ John Silva, KTLA Chief Engineer and designer of the Telecopter, explains the operation of the airborne antenna that is used in the helicopter to local law enforcement officers at the Police Academy.

The flying remote television station → is shown here coming in for a landing in the KTLA parking lot during the first on-the-air demonstration of the Telecopter.



October, 1958

39

# stereo... tape or disc?

By **C. J. LeBEL**  
Vice-President  
Audio Devices, Inc.



*Clear and authoritative summary of the characteristics of the various stereo methods. Our author, who has no axe to grind, feels there will be a market for all methods.*

**T**HE last few months have seen the beginning of really widespread interest in stereophonic home reproduction touched off by the Frayne and Davis paper on stereo discs at the last Audio Engineering Society Convention. Since then interest has risen daily, coupled with increasing puzzlement as to method.

The interest is easy to explain, for the three-dimensional feeling conveyed by stereo means more natural and so more pleasant listening. Three-dimensional listening, after more than thirty years, has come out of the laboratory and into the home. We presently are offered three ways to reproduce stereo, and that is where the puzzlement arises: which will best suit your individual requirements? This article will try to shed some light on the subject.

The discussion of the question by well-meaning, but poorly informed, enthusiasts has produced far more heat than light, because they persist in seeing the problem in black and white, rather than in its many true shades of gray. The problem is not so simple that a black and white answer is possible, particularly as to tape *versus* disc. After twenty years of experience in the manufacture of recording materials, our firm still finds importance in *both* tape and disc. The duality of interest keeps us from bandying clichés about, and guarantees that this article will not satisfy the black and white school of thinking.

## Three Recording Methods

In disc, the 45-45 stereo recording method has been standardized worldwide by the disc industry. The sound in the left-hand channel is, in effect, recorded on one side wall of the record groove, and the sound in the other channel is recorded on the other side wall. The over-all result is of the utmost complexity, and the recording technique has become correspondingly sophisticated—which bothers the recordist but not the user.

In tape, we have two-track 7½ ips on reels and four-track (bi-directional) 3¾ ips in magazines. Thus there are basically three stereo methods that are available to the user.

### 45-45 Disc

Disc is potentially the most economical, for it is cheaper to press in one motion from a biscuit of plastic than to duplicate tape foot by foot. On the other hand, a stereo disc

*Our author is an authority in the field of sound recording. Prior to his present position, he was Chief Engineer for Audio Devices, Inc. from 1938 to 1942. After that he was Director of Research for the Maico Co., dealing with hearing test equipment and hearing aids. He has also been a consultant on recording problems. Mr. LeBel is the holder of nine patents in the audio field and is very active in standards work. As a matter of fact, relatively little U. S. standardization work in the non-film sound recording field has been done without his annoyance, presence, membership, or chairmanship, in the last 18 years. He is quite active in various societies, being Secretary and a Fellow of the Audio Engineering Society. Mr. LeBel is the author of the book "Fundamentals of Magnetic Recording" as well as "How to Make Good Tape Recordings."*

is not as inexpensive to make as is a monaural disc, for there are complications. The recording equipment is more costly and more complex to handle, and this is inherent. More costly is the care needed in processing, for a stereo disc has to be much more free from ticks and pops. A left-handed tick or a right-handed pop is very disconcerting—it destroys the illusion. Tick- and pop-free records can and have been made, but doing this consistently in production inevitably costs more. Worse yet, how many of us store our discs so that they are completely or even adequately protected from dust?

Disc signal-to-noise ratio is good, but not equal to that of the monaural disc because of the recording level reduction which is necessary to minimize distortion. At the moment it is claimed that stereo recording level must be 3 db lower, but a brief listening to test pressings will quickly convince one that the reduction will ultimately be nearer to 5 or 6 db, as compared to a monaural disc. This means a 5 to 6 db poorer signal-to-noise ratio than for the normal monaural disc, or a net result on the order of 48 or 49 db.

The less technical reader can think of "signal-to-noise ratio" as virtually synonymous with the less exactly defined "dynamic range." The psycho-acousticians might quarrel with this statement, but only slightly, hence we will ignore them.

Discs offer the most compact storage means.

Frequency range is potentially good, equal to that of monaural discs: 30 to 15,000 cps.

Discs offer the great convenience provided by record changers. However, vertical rumble in many low-cost turntables and changers is presently high, and it is impossible to forecast how quickly improved designs will get into production.

Finally and worst of all is the problem of channel separation in the pickup. Some pickups offer as little as 6 db separation, many run 15 to 20 db. To achieve a consistent 25 db requires the best pickups, at the highest cost. The average is not as good as that obtainable with the twin-track tape.

### Two-Track 7½ ips Tape

The two-track tape method offers the best channel separation, 25 db in the most inexpensive systems and 35-50 db in the best.

Signal-to-noise ratio is good, perhaps 50 db, and to the ear quite comparable to that of stereo disc. Most important, the noise does not increase with use, contrary to the increasing wear of the disc, and ticks and pops do not exist. On the other hand, one pass over a magnetized head, and the tape hiss increases substantially. This is of some importance with combined home recorder-reproducers, for how many home listeners possess a head demagnetizer—or use it often enough?

Print-through from one layer to another increases stead-



ly with time of storage, and after a while may be as bad as or worse than background noise. This "echo" could be minimized by the use of low-print material such as "Master Audiotape," but we have no assurance that any recorded tapes will utilize such a superior but higher cost material.

Some object to having to thread the tape through the recorder and onto the take-up reel. Recorders are much easier to thread now, and recent reel designs show equal improvement. In fact, one design can be threaded by a hand which is all thumbs.

Finally, this is the highest cost method.

### Bi-Directional Twin-Track 3 3/4 ips Tape

The four-track (bi-directional) is the lowest cost tape method, undoubtedly competitive with disc. The magazine container for the tape provides easy loading, and the tape gives immunity from ticks and pops.

On the other hand, in technical matters one never gets something for nothing, and the lower cost is purchased at the expense of degeneration of performance.

The first loss is in signal-to-noise ratio. With about half the track width and half the tape speed, we lose a total of 6 db. This is inherent, and irretrievable. The maximum signal-to-noise ratio is thus likely to be under 44 db—which is usable but not of the best.

Secondly, high-frequency response is retained at the lower speed by the use of an improved head with a tenth-mil gap. The improvement is genuine. However, the response so gained will be very sensitive to dirt on the head, and how many home users use head cleaning fluid regularly?

Thirdly, the narrower tracks used will make the high-frequency response vulnerable to many things. Thus, a tape which has been stretched by machine misbehavior will have erratically varying highs. A speck of dust on the tape will make the highs disappear for a minute fraction of a second with narrow recording tracks, while the wider twin-track would be practically unaffected. The outer edge of each outside track rides on a head, so that a tape edge which has been curled over by faulty reproducer guiding will not contact the head properly; the high-frequency response of the narrow track will be impaired. The narrower the recorded track, the slower the tape speed, and the higher the frequency, the worse these effects become.

Fourthly, there will probably be slightly impaired channel separation due to the proximity of the reverse-direction track, although the effect will be small (because no head contacts the track in question).

Finally, there will be the matter of turning the magazine over by hand after the tape has been played in one direction, for only the more costly machines will have automatic reel reversal.


Since we are using tape, previous remarks about the effect of magnetized heads on hiss, the need for low print-through tape, the normal lack of wear, and the absence of ticks and pops all apply equally.

### Conclusions

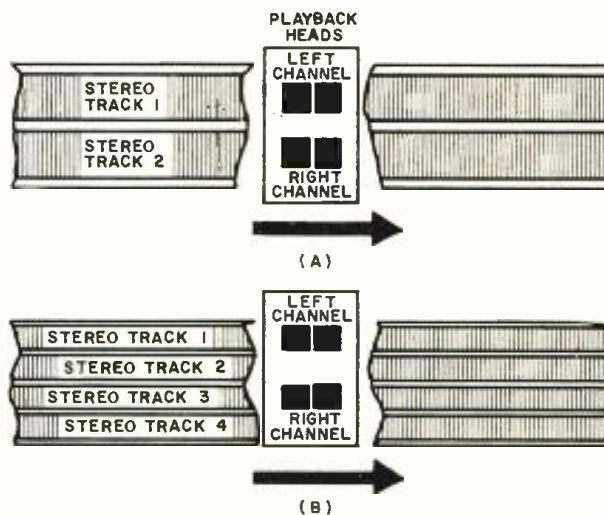
Even a brief listening to stereo will prove that the gain in quality, since the phonograph recordists took over from the recorder manufacturers, has been enormous. It is not easy to forecast the outcome of the three-way competition, since 4-track tape is not yet in commercial use, and stereo disc has been in full-scale production for only a short while, as this article is being written. However, we will hazard a guess or two and then wait for the storm to break about our ears:

1. The disc will enjoy mass acceptance, due to low cost and the convenience of the record changer.
2. The 4-track tape will enjoy good acceptance, due to low cost and the freedom from ticks and pops.
3. The serious listener, truly interested in quality, will have a great deal of difficulty in choosing between the convenience of disc and the quality of two-track tape. He will end up by owning both.
4. In many cases, due to lower cost, the disc will serve as an introduction to stereo, to be followed later by the more expensive two-track stereo tape.

-30-




Photomicrograph of record grooves on a 45-45 stereo disc.



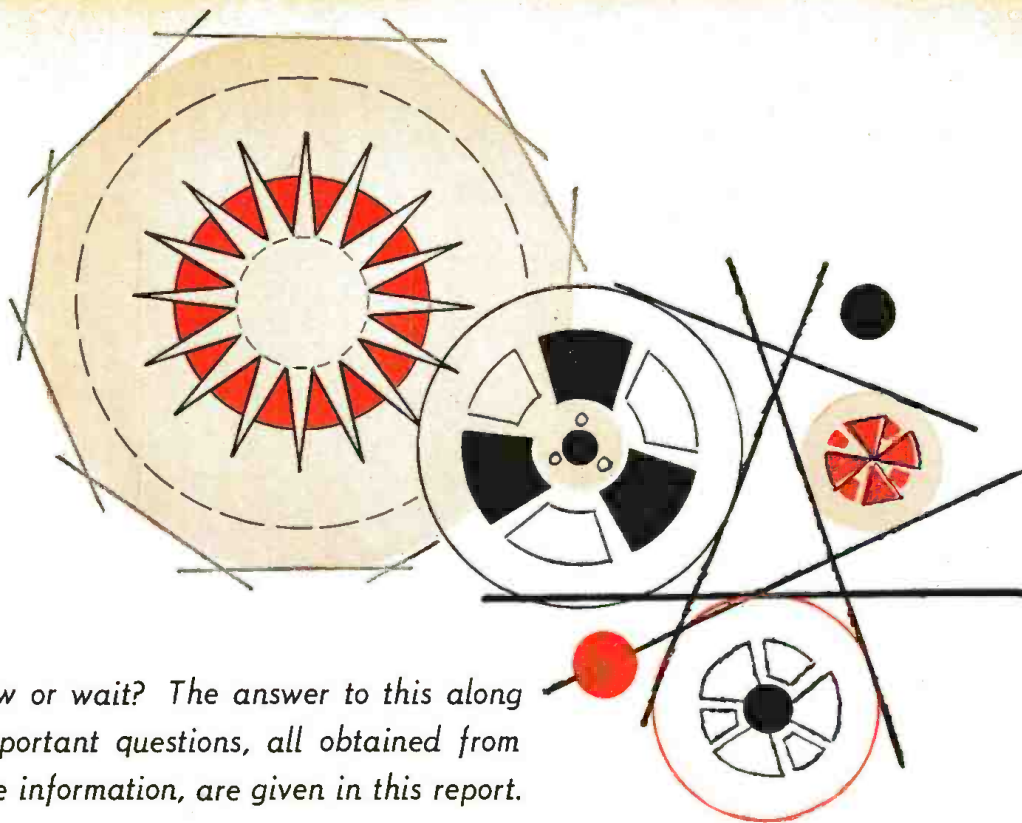
NOTE: TAPE BACKING TOWARD READER

Two-track (A) and four-track (B) tape. In latter case, reel is turned over and heads play tracks 2 and 4. Or, tape direction is reversed and heads are either moved down or else other heads may be employed to play back stereo tracks 2 and 4.

View showing the inside of a tape magazine or cartridge that is loaded with bi-directional twin-track 3 3/4 ips tape.



# behind the Stereo Scene



*Buy stereo now or wait? The answer to this along with other important questions, all obtained from the best inside information, are given in this report.*

**A**T a recent professional meeting held to demonstrate and discuss the different systems of stereo reproduction, a representative of one of the magazines was heard privately quizzing the chief engineer of one of the large companies which makes both discs and tape, as to which of the newly available (or nearly available) systems he would recommend.

The big man was persistently non-committal, not just as a matter of policy, but, as he expressed it, "We are in business to make all media available and let the consumer take his choice." "But which would *you* advise him as best?" the reporter persisted.

If he had any personal preference he wasn't saying. His questioner obviously thought he did have a preference he was not prepared—or permitted—to express. We don't agree. We believe most people in the industry are in the same position as this engineer—they don't know what the public will ultimately prefer.

We have quite a variety of new systems to pick from: several types of disc and two main varieties on tape; and each of them shows considerable potential for future development. Small wonder that those "in the know"—if they are honest and have no axe to grind—find themselves non-committal. But, like the reporter, most of us find such a reply somewhat unsatisfactory.

The state of not knowing what will come next is not good for business, either. Processors of 7.5 ips tapes, both monaural and stereo, report (again unofficially) that recent announcements have reduced sales of these tapes. Tape recorders have suffered a setback in sales too. Everyone, manufacturer and consumer alike, fears obsolescence.

Some phrase their questions as if there is a tape *versus* disc issue. To get a perspective on this, let's look back a bit. Before stereo showed around the corner, monaural tapes found themselves a market alongside the very good LP discs that were then available. Maybe some of the tape people hoped to "take over" the disc market, but really these were parallel, rather than competitive, markets.

The disc suits the "quick-and-easy" user, while tape is for the man who likes that form, for one reason or another (more of this in a moment). Then came stereo. Until the advent of disc, tape had a head start with this new medium (discounting for the moment the Cook binaural disc). They could "scoop the field" with stereo.

Finally stereo on disc "got off the ground"—with a variety of possible systems, yet! Some saw this as the death knell of the tape market—although we couldn't go along with this view. Whether for this reason, or for any of a variety of other grounds that have been suggested, the tape cartridge now hove into view.

Between the stereo disc and the projected new tape cartridge—oh, yes, there are samples of it around, too—the conventional tape market is suffering a hiatus. Everyone is waiting to see which way the "cat will jump." So let's try and answer some of the questions most frequently asked, by the best inside information—and inspired guesswork—obtainable.

**What are the prospects on disc and how will the stereo disc of the future compare with the LP of today (or is it yesterday already)?**

To this question one can get a variety of answers. Many have noticed

already that stereo discs—or many of them at least—are not really compatible with the monaural LP's. The incompatibility consists in two differences: the level on stereo records is usually lower than on the LP's; and the quality, both in frequency range and apparent distortion, is inferior when these discs are played monaurally.

Some stereo protagonists point out that, played on stereo equipment, they *sound* as loud as LP's without any more amplification; and the frequency response sounds as good as an LP, without more noticeable distortion. But the perfectionist group doesn't want stereo if it means a retrograde step in quality in *any respect*.

The CBS development of the "compatible record," announced this spring, aroused the ire of the latter group. "You cannot meddle with the program like this without causing *distortion*," they proclaimed. As impartial listeners, we were able to detect some distortion in the demonstration material, but many seem to think that maybe CBS "bent over backwards" on the compatibility issue and got it "too compatible."

Pursuing this thinking, some adaptation of the philosophy behind the CBS development will probably influence the future of stereo discs; most, if not all, the record companies will end up using some record device, or at least some adaptation that will allow greater horizontal stylus motion than vertical, without noticeable distortion. But nobody will say anything *officially* at this juncture. Whatever they are doing is well-kept under their respective "hats."

Despite what perfectionists may say or think, there is nothing underhanded

about this kind of "trickery"—if it is done (at the moment it is only conjecture). The objective of high-fidelity, and now stereo, is to achieve the most realistic illusion possible. If a company uses an unorthodox method to produce a better illusion of realism and the result is acceptable, what is unethical?

The trouble is, many of these perfectionist audiophiles listen with their thinking faculty rather than their hearing faculty. What they hear is what they expect it to sound like. But give them a good recording, without telling them how it is made . . . !

**What about channel separation, that much-stressed question?**

In view of the fact that cross-mixing is sometimes deliberately employed to get desired effects during the recording process, it is difficult to see how a little transfer from one channel to the other (even with less separation than 20 db) could interfere appreciably with the stereo effect or cause apparent distortion, *in itself*. In fact, from this viewpoint, 15 db of separation is probably more than adequate.

But cross-modulation that allows such transfer *may* also permit other troubles, such as intermodulation between channels. There is no saying it will, but it may. This is not so easy to measure—yet, so the insistence on a high degree of separation is at present the only way of safeguarding against these kinds of distortion.

The *Westrex* cutter, by the way, has quite a system of mechanical resonances between 9000 and 12,000 cycles capable of introducing similar troubles *in recording*. For this reason some companies, with very good cause, roll off the high end at about 8000 cycles in recording stereo. This will account for a noticeable difference between stereo records played monaurally and LP's with a response out to 15,000 cycles and more.

Several other stereo cutters are known to be "in the works" and some have reworked the *Westrex* to push its troublesome region to a higher frequency, so this acceptance of inferior recording quality on stereo is undoubtedly only very temporary. It does not mean any change of system is necessary to effect the improvement needed.

**What about the Minter system and other possibilities?**

The multiplex principle used by the *Minter* system is not new, but the quality he has achieved with it is relatively new. Possibly, had he produced these results a little sooner, his system might have had the 45-45 "beaten to the draw." But what chance does it stand now?

This is another question capable of eliciting different answers. Some say there can only be one system, so *Minter's* will have to fizzle out. But the system definitely has merits and, for this reason, it will probably find itself a continuing, but small market.

Many readers will remember the  
(Continued on page 146)

# COVER STORY



**T**HIS month's cover is symbolic of the theme "Stereo Tape or Disc?" which has been carried throughout the entire issue. For a direct answer to this question don't miss the articles appearing on Pages 8 and 40. The final answer is not a simple one and to some the disc seems to be the solution while to others the trend would be towards tape. The hi-fi enthusiast who has no budgetary problems, is interested in recording, and desires maximum quality sound reproduction and convenience will probably have both tape and disc. One such system is shown on this month's cover.

CBS Television star Richard Boone, well known for his portrayal of Dr. Konrad Styler in the "Medic" series and Palladin in "Have Gun, Will Travel" has a stereo tape on the Ampex Model A 124-U tape deck. This basic recorder-stereo reproducer has a rated frequency response of from 30 to over 16,000 cps, and operates at either 3 3/4 or 7 1/2 ips, with a maximum reel size of 7 inches. Outputs from the tape unit are fed into two matching amplifiers (not shown).

In order to play stereo discs, the Garrard Model 301 "The Professional" transcription turntable is used along with the Garrard TPA 10 tone arm. The turntable is a three-speed unit incorporating a useful speed adjusting control to enable the precise speed to be obtained. This speed control operates as an eddy-current brake formed by the interaction of a permanent magnet with a revolving metal disc.


The tone arm is fully adjustable for length, tracking angle, and stylus pressure. It has a

universal shell that takes just about any cartridge. In the installation shown an Electro-Voice Model 21D stereo cartridge is used. This cartridge is ceramic type with a .7 mil diamond stylus. The .5 volt output from each of the two ceramic elements is applied to the same amplifiers used for the tape deck.

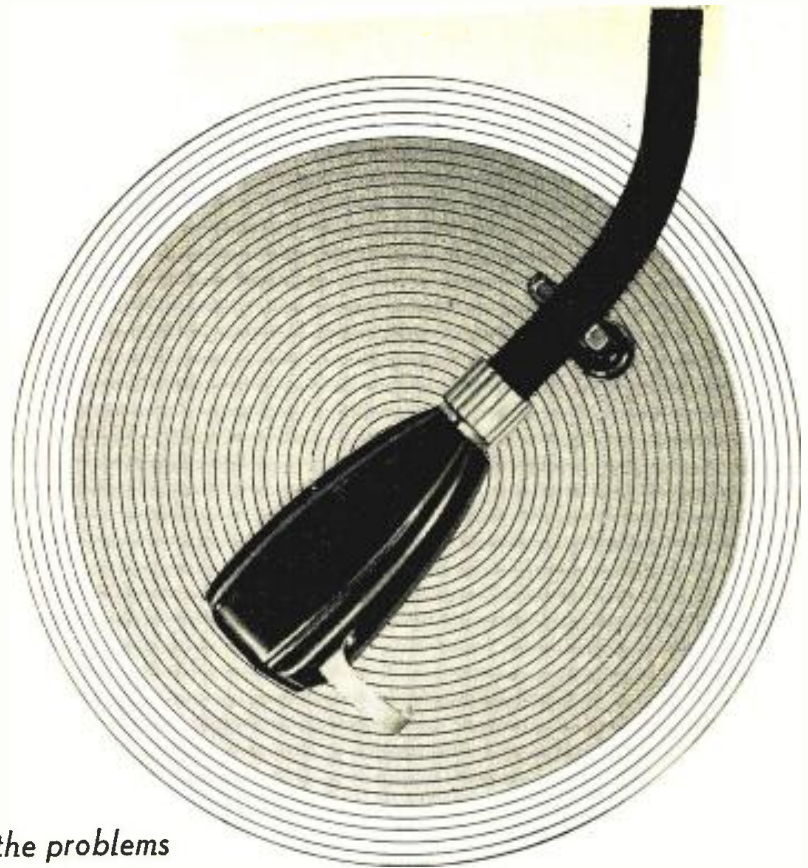

The impressive-looking structure along the rear wall is the stereo speaker system to which the amplifiers are connected. This system, almost 9 feet wide by nearly 3 feet high, is the James B. Lansing JBL-Ranger "Paregon" (Model 4400) integrated stereophonic reproducer. It was developed by the above organization in association with Col. Richard H. Ranger, who has made major contributions in tape recording and motion picture sound.

The speaker system uses a large curved surface which, in effect serves to spread the stereo illusion over a wide area. Two 15" woofers, horn-loaded by the enclosure, two horn-loaded mid-range drivers (covering 500 to 7000 cps), and two ring radiators (above 7000 cps) make up the speaker complement.

(Photo: Dale Haley.)



# Converting to STEREO DISC



*Technician and audiophile can meet the problems of satisfactorily adapting existing disc players.*

**T**HE IMPRESSIVE degree of popular enthusiasm greeting the advent of the stereo disc has resulted in much rejoicing among manufacturers of audio equipment. The service technician has good reason to join in the general merrymaking, but also some cause for caution.

On one hand, many people with existing monaural equipment will be seeking advice on converting with a minimum of outlay and maximum utilization of their present gear. On the other hand, as with anything new, there will be obstacles to confound the unwary. Only time and experience can provide all the answers to the obstacles. Failing these, however, much can be done in the way of anticipating difficulties, thus making it possible to skirt some altogether and at least to suggest techniques for handling others.

As to master control units, preamplifiers, amplifiers, and speaker systems, the matter of adding another channel to the existing one is being solved in many ways with commercial units already available. However, for the audiophile who wishes to adapt rather than scrap existing record-playing equipment, care will be needed, especially if he owns a changer. Informed speculation indicates that, while some new problems will arise, much attention will have to be given to old problems that will become more serious.

Take the matter of noise, including hum and rumble. Monaural cartridges,

designed to respond mainly to lateral groove modulation, are less sensitive to unwanted signals to begin with. And yet, the nature of stereo aggravates the seriousness of unwanted signals. Disc manufacturers, for example, are preparing to take special pains in keeping their surfaces noise-free for stereo. Pops and clicks gain increased prominence in three dimensions. Noises that come from a specific direction—and perhaps tend to wander to another direction—are difficult to ignore.

The fact that much of the unwanted signal is at the lowest portion of the audio spectrum is helpful. Tone-arm resonance, for example, serves to exaggerate hum and rumble, particularly with automatic changers: their arms tend to resonate somewhat higher than the sub-audible frequencies achieved with transcription arms. Also this peak may be broader and of greater amplitude.

Since the arm is integral to the changing mechanism and obtaining another compatible one with a lower resonance is a heroic task, it is cheering to know that it may be possible to reduce the resonance of an existing arm. Increasing the mass of the arm, which can be accomplished by adding small weights at the head end, will lower resonance. True, this will also increase tracking force, but a countermeasure is available. Every respectable arm has a stylus-force adjustment—usually a spring in a changer—that will compen-

sate for at least some added weight. This very technique has been used by some manufacturers who have redesigned their tone arms for stereo use.


If low-frequency phenomena continue to be a problem, filtering can be used. While sharp cut-off, high-pass networks are nothing new, remember that two similar filters are now needed, one for each channel. Fortunately, those systems in which hum and rumble are likely to be so much of a problem that filtering is required are also probably those in which the loss of extreme lows will tend to be less noticeable, since those frequencies may never have passed through the speaker to begin with.

Some may wonder why, if the speaker cannot handle the very bottom of the audio band, special consideration is required here. Although these tones may not be reproduced directly, they can interact with other signals in the response range to produce unfortunate audible effects.

Another approach to hum lies in the choice of the stereo cartridge. A piezoelectric pickup will tend to show low hum sensitivity. Thus a modest system whose record playing device tends to introduce more hum than is acceptable might fare better with a cartridge of this type. In any case, where the existing monaural pickup is already a crystal or ceramic unit, the switch to stereo is not a good opportunity for also

*(Continued on page 152)*

**RADIO & TV NEWS**



Two black-and-white industrial TV cameras (at right) focus on mechanical arms as they load radioactive material into container. Signals from cameras are applied to color TV receiver picture tube. A technician, in a safe area and wearing suitable glasses, uses the 3-D image to operate arms by remote control.

# 3-DIMENSIONAL TV SYSTEM

By **L. I. MENGLE**  
RCA Electron Tube Div.

*New closed-circuit system is all-electronic, uses standard camera equipment, and color-TV receiver.*

**T**HREE-DIMENSIONAL closed-circuit television systems are extremely useful for the remote observation of many processes and for the supervision of hazardous handling and control operations. Although various three-dimensional systems have been described, these systems depend either on mechanical devices such as rotating shutters or on complex photo-optical devices using polarized light and/or dichroic mirrors to provide stereoscopic viewing. This article describes a simple, all-electronic, three-dimensional television system which uses standard camera equipment and a standard color-television receiver. This system, originated by D. H. Pritchard and W. G. Gibson of *RCA Laboratories*, Princeton, N. J., provides simultaneous presentation of the left and right images and permits stereoscopic viewing in either yellow or black-and-white.

The new system employs two *RCA* Type *ITV-6* black-and-white television camera-monitor units as pickup devices and a standard commercial *RCA* 800-Series color television receiver equipped with a *21CYP22* color picture tube as the display device. A video amplifier having flat response to 7 megacycles and a voltage gain of 140 is used between each camera and the *21CYP22*. Observers view the simultaneous two-color display through spectacles equipped with two *Kodak* "Wratten" color filters: No. 29 (red) for one eye and No. 61 (green) for the other.

The system is shown in block-diagram form in Fig. 1. The two cameras are mounted on the same tripod, with the optical axes of their

lenses in the same horizontal plane and having approximately the same separation and convergence as the average pair of adult human eyes. The right-hand camera, therefore, "sees" a subject as it would be seen by the right eye and the left-hand camera as it would be seen by the left eye.

The *21CYP22* is operated with normal electrode voltages and scanning, and standard procedure for static and dynamic convergence of the three beams is followed during setup of the receiver. The amplified output of one camera is applied to the red gun of the *21CYP22* color picture tube in the receiver and the amplified output of the other camera to the green gun. The blue gun of the *21CYP22* is not used and is biased to cut-off. When the simultaneously displayed red and green fields are viewed through the goggles, they produce a stereoscopic subjective image in yellow.

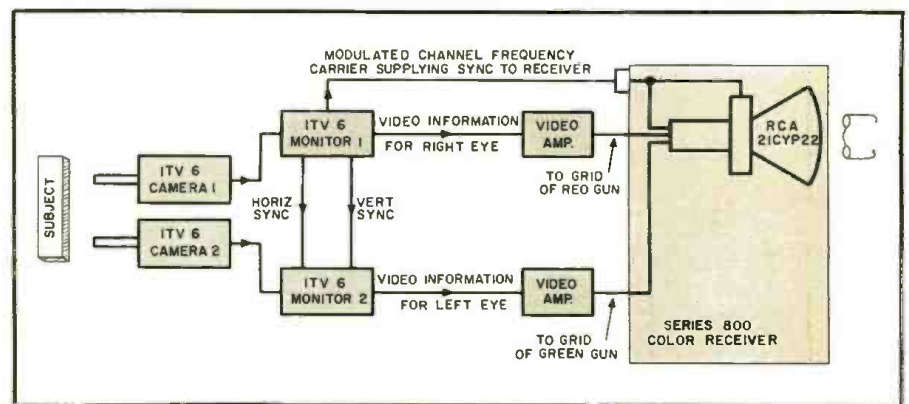
The output of either camera chain may be applied to either the red or green gun of the *21CYP22*, provided the relative positions of the red and green color filters worn by the observer are the same as the corresponding cameras.

Each Type *ITV-6* camera contains a complete sync-pulse generator which may be used as a source of synchronizing pulses for the entire system. The unused sync generator is disabled. The composite video-modulated channel-frequency signals which are available at the "R.F.-Output" jacks on the monitor units simplify synchronization of the receiver since these signals can be applied directly to the receiver antenna terminals.

### Black-and-White Viewing

If black-and-white stereoscopic images are desired, the blue gun of the *21CYP22* can be driven in parallel with  
*(Continued on page 128)*

Fig. 1. Block diagram showing operation of closed-circuit, three-dimensional TV system.



# Stereo Tape Directory

Listing of manufacturers of 7.5 ips recorded tapes, labels, repertoire, and prices. This directory includes only two-track tapes for use on machines with in-line heads. Four-track 3.75 ips recorded stereo tapes, which have recently been announced, are reported to be available only in cartridge form from RCA Victor. RCA plans to have sixteen of these four-track tape cartridge packages on the market by the first of October.

CORPORATE NAME AND ADDRESS	LABELS	PROGRAM				REEL SIZE	PRICE RANGE
		Class.	Semi-Class.	Pop.	Jazz		
Audio Arts, Inc. 5607 Melrose Ave. Hollywood 38, Calif.	Stereotape	X	X	X	X	7"	\$7.95-\$11.95
Audio Fidelity, Inc. 770 Eleventh Ave. New York 19, N. Y.	Audio Fidelity Stereo Mastertape		X	X	X	7"	\$12.95
A-V Tape Libraries, Inc. 396 George St. New Brunswick, N. J.	A-V Recorded Tapes	X	X	X	X	7"	\$9.95
Bel Canto 2919 S. La Cienega Blvd. Culver City, Calif.	Bel Canto	X	X	X	X	7"	\$3.95, \$7.95, \$9.95, \$11.95
Capitol Records, Inc. Capitol Records Distribu- ting Corp. P. O. Box 2391 Hollywood 28, Calif.	Capitol	X	X	X	X	7"	\$9.95-\$16.95
Celestial 120 W. Thomas St. Seattle 99, Wash.	Celestial	X	X	X	X	5", 7"	\$5.95-\$10.95
Columbia Records 799 Seventh Ave. New York, N. Y.	Columbia	X	X	X	X	7"	\$10.95-\$23.95
Concertapes, Inc. P. O. Box 88 Wilmette, Ill.	Concertapes	X	X	X	X	5", 7"	\$7.95-\$11.95
Cook Laboratories, Inc. 101 Second St. Stamford, Conn.	Cook	X		X	X	7"	\$12.95-\$14.95
Craft Recording Corp. 1650 Broadway New York, N. Y.	Stere-o-Craft			X	X	7"	\$6.95-\$10.95
Criteria Recording Co. 3890 Biscayne Blvd. Miami, Fla.	Criteria tape					5", 7"	\$8.95-\$11.95
Custom Recordex 7399 Lawyer Road Cincinnati 44, Ohio	Custom Recordex		X	X		7"	\$10.95
Elektra Corporation, The 361 Bleecker St. New York 14, N. Y.	Dyna-Tapes			X	X	7"	\$11.95
Esoteric Records, Inc. 333 Sixth Ave. New York, N. Y.	Counterpoint	X		X	X	7"	\$11.95-\$14.95
Experiences Anonymes 20 East 11th St. New York 3, N. Y.	EA Experiences Anonymes	X				7"	\$14.95
Fantasy Records 654 Natoma St. San Francisco 3, Calif.	Fantasy	X	X	X	X	7"	\$6.95-\$11.95
Fidelity Distributors 7803 Sunset Blvd. Hollywood, Calif.	Hifitape		X	X	X	7"	\$12.95
Good Time Jazz Record Co., Inc. 8481 Melrose Place Los Angeles 46, Calif.	Contemporary Tape	X			X	7"	\$11.95
Grand Award Record Corp. 6 Kingsland Ave. Harrison, N. J.	Grand Award			X		7"	\$9.95
International Pacific Re- cording Corporation 854 N. Vine St. Hollywood 38, Calif.	Omegatape Alphatape Jazztape	X	X	X	X	7"	\$5.95-\$14.95

CORPORATE NAME AND ADDRESS	LABELS	PROGRAM							REEL SIZE	PRICE RANGE
		Class.	Semi-Class.	Pop.	Jazz	Spoken	Other			
Kandy Tapes & Records Corp. of Indiana Room 2109, 203 N. Wabash Chicago 1, Ill.	Kandy		X	X					7"	\$7.95
Klipsch and Associates P.O. Drawer 96 Hope, Ark.	Klipschtape	X	X	X	X				7"	\$13.95
Livingston Audio Products Corp. P.O. Box 202 Caldwell, N. J. (acts as distributor for some of the labels listed)	Livingston, Boston, Connoisseur, Empiri- cal, Esoteric, Oceanic, Riverside, Hack Swain, Period, Dyna-Tapes, EL- ektra, Atlantic, Lyri- chord, Tico, Add-the- Melody	X	X	X	X				5", 7"	\$6.95-\$17.95
Manhattan Recording Corp. 1650 Broadway New York 19, N. Y.	Manhattan	X	X	X	X		X		7"	\$6.95
Mercury Record Corp. 35 E. Wacker Drive Chicago 1, Ill.	Mercury	X	X	X	X				7"	\$3.95-\$18.95
Montilla Long Playing Records from Spain 131 East 23rd St. New York 10, N. Y.	Montilla	X	X	X					7"	\$8.95-\$13.95
Music Therapy Records 415 Marine St. Santa Monica, Calif.	Music Therapy						X		7"	\$5.95 (1/2 reel)
National Tape Library 810 F Street, N.W. Washington, D. C.	National	X		X	X		X		7"	\$6.00-\$11.95
Paramount Enterprises, Inc. 383 Concord Ave. New York 54, N. Y.	Hallmark		X	X	X		X		7"	\$9.95
Pentron Corporation, The 777 S. Tripp Ave. Chicago 24, Ill.	Pentape		X		X				7"	\$6.95
Period Music Company 304 E. 74th St. New York 21, N. Y.	Period	X		X	X		X		7"	\$11.95
Recorded Tape of the Month Club, Inc. 449 W. 51st St. New York 19, N. Y.	Tape of the Month	X	X	X	X		X		7"	\$10.95
RCA Victor 155 E. 24th St. New York 10, N. Y.	RCA Victor	X	X	X	X		X		7"	\$6.95-\$18.95
Replica Records, Inc. 7210 Westview Drive Desplaines, Ill.	Replica			X	X				5", 7"	\$7.95
Stereophony, Inc. 112 Oak Plaza St. Paul 9, Minn.	Stereophony		X	X	X		X		5", 7"	\$1.98-\$9.95
Tape-Athon Music, Inc. 523 S. Hindry Inglewood, Calif.	Tape-Athon	X	X	X	X		X		7", 10"	\$40 (4 hrs.)— \$85 (8 hrs.)
Vanguard Tape Corp. 256 W. 55th St. New York 19, N. Y.	Vanguard Record- ing Soc., Bach- Guild	X	X	X	X		X		7"	\$7.95-\$14.95
Verve Records, Inc. 451 N. Canon Drive Beverly Hills, Calif.	Verve, Reel o' Gold			X	X				7"	\$12.95
Welton, James, et al 2847 Effie St. Los Angeles 26, Calif.	Protone, Recotape, Clown	X	X	X	X		X	X	7"	\$2.95-\$9.50
Westminster-Sonotape Sales Corp. 275 7th Ave. New York 1, N. Y.	Westminster, Sono- tape	X	X	X	X				7"	\$6.95-\$17.95
WFB Productions 637 E. Broad St. Souderton, Pa.	WFB		X						7"	\$9.98
Zodiac Recording Co., Inc. 501 Madison Ave. New York 22, N. Y.	Zodiac	X	X	X					7"	\$11.95

# The Stereomaster 130

RADIO & TV NEWS  
LAB  TESTED



Front panel view of stereo preamp showing arrangement of all the operating controls.

*A hi-fi stereo preamp that incorporates, in one package, all the possible features that anyone would desire.*

**S**INCE stereo is in vogue we would be rather remiss in not including in this issue a review of a stereo component. The H. H. Scott Model 130 stereo preamplifier described here is typical of what can be achieved with careful design and it illustrates the capabilities of equipment which is available from many manufacturers of higher-quality hi-fi. This particular unit incorporates, in one package, just about all those features that anyone could possibly desire in a stereo unit. It features bass, treble, balance, and volume controls; rumble and scratch filters; input selector switch; stereo selector switch; phase reversal switch; and has an output jack for the connec-

tion of a third stereo channel. It can be used for complete stereo playback or recording from AM-FM receivers, phono discs, or tapes.

The above is a very impressive list of functions and no doubt many users of such equipment would probably ask whether or not they are all important. This same question has come up time and time again in connection with monaural control units and there are arguments on both sides. Certainly for single-channel sound reproduction one could get by with a preamplifier that has nothing more on it than a conventional selector switch, volume control, and an "on-off" switch. Of course, some would prefer to add a bass, treble, or


even a loudness control to their systems and, again, it would be nice to have rumble and scratch filter controls. The latter two are not of extreme importance if, for example, you are using the best quality turntable or tape deck and if all of your records are of the highest quality and in the best condition. Again, these two controls are not really necessary if, for example, your power amplifier and speaker system do not reproduce sounds at the extreme low and high ends of the audio spectrum. On the other hand, if you have a turntable or record changer that presents rumble problems, and particularly if your system is truly hi-fi in that it covers both the extreme low and high ends, it would be almost a necessity to have available, at least on occasion, such controls as the rumble and scratch filters. Basically the required design depends more or less on the type of equipment you are using and on your budget.

When it comes to stereo the problem is somewhat different. There are quite a few features in a control system that one could probably do without but many will very likely find them to be a necessity. We cannot argue the point that the most basic system, one that employs two of the simplest types of single-channel preamplifiers, could be used for stereo with, of course, accompanying dual power amplifier and speaker systems but it is hard to believe that a person could be truly satisfied with this type of operation.

When playing stereo discs or tapes one must keep in mind the fact that sounds from the left side of the program source must emanate from the left-hand speaker and, similarly, the sounds at the right side of the program source must emerge from the right-

*(Continued on page 162)*

Rear view shows general component arrangement and all input and output jacks.






Stereo amplifier, shown here, with matching power supply (left), is built in 5"x7"x3" chassis.

# Simple STEREO Amplifier

By  
ROBERT W. TIMMERMAN



*Compact 3-tube amplifier operates directly from ceramic stereo cartridge, easily drives high-efficiency speakers.*

**T**HE amplifier described here was developed with the twin objectives of economy and compactness as a complete unit for stereo service. The resulting amplifier is in the low-power class, however its output is adequate for monitoring or for normal home listening with speakers of moderately high efficiency. It will operate directly from a ceramic-type stereo pickup cartridge. Standard circuits and readily obtainable parts are used. The cost of building the amplifier and power supply will be between \$25 and \$35, excluding labor. If a suitable power supply is available, parts for the amplifier itself will run around \$15 to \$20.

The amplifier proper is built within a 5" x 7" x 3" chassis, using somewhat unconventional layout and mechanical details which will be described later. The power supply, which may be located at some distance from the amplifier, is built on a 4" x 6" x 3" chassis.

## Circuit

The circuit diagram of the amplifier is shown in Fig. 1. It consists of two identical, but independent, amplifiers. A twin-triode 12AX7 is the voltage-amplifying first stage for each channel. Each output stage is a type 6973 beam-power tube operating single-ended. About 8 db of voltage feedback is applied from the secondary of each output transformer to the cathode of the corresponding 12AX7 triode section. Resistors  $R_1$  and  $R_2$  make up the feedback voltage divider for Channel 1 while  $R_{11}$  and  $R_{10}$  perform the same function for Channel 2. Eight db is about the maximum amount of feedback that can be used with inexpensive transformers and with the limited gain available in the two amplification stages. The input signals are applied to individual volume-control potentiometers  $R_3$  and  $R_4$ . Conventional coupling and cathode bias circuits are used. The 6973 power-amplifier tubes

are operated with distributed screen (Grid No. 2) load through the use of center-tapped output transformers.


Fig. 2 is a schematic of the power-supply circuit. It is conventional with the possible exception of  $R_5$ , which is an adjustable resistor allowing precise setting of the high voltage for maximum power output with minimum distortion. Resistor  $R_5$  and capacitor  $C_1$  provide extra filtering for the voltage amplifier stages. A 5-wire cable connects the power supply to the amplifier.

## Mechanical Features

The amplifier was planned so as to

incorporate a printed (etched) circuit. While printed circuits were originated primarily for economy in mass production, this technique is also usable in home construction projects. Slightly more time is required for planning and layout, compared to conventional design, but final assembly is accomplished very quickly and a permanent, compact, and rugged unit results. Moreover, additional interest is created for the audiophile who derives pleasure from construction as well as from operation of his equipment. Information is given here to permit duplication of the author's etched-circuit amplifier. Other arrangements of parts

Top view of the stereo amplifier is shown here with perforated cover removed.



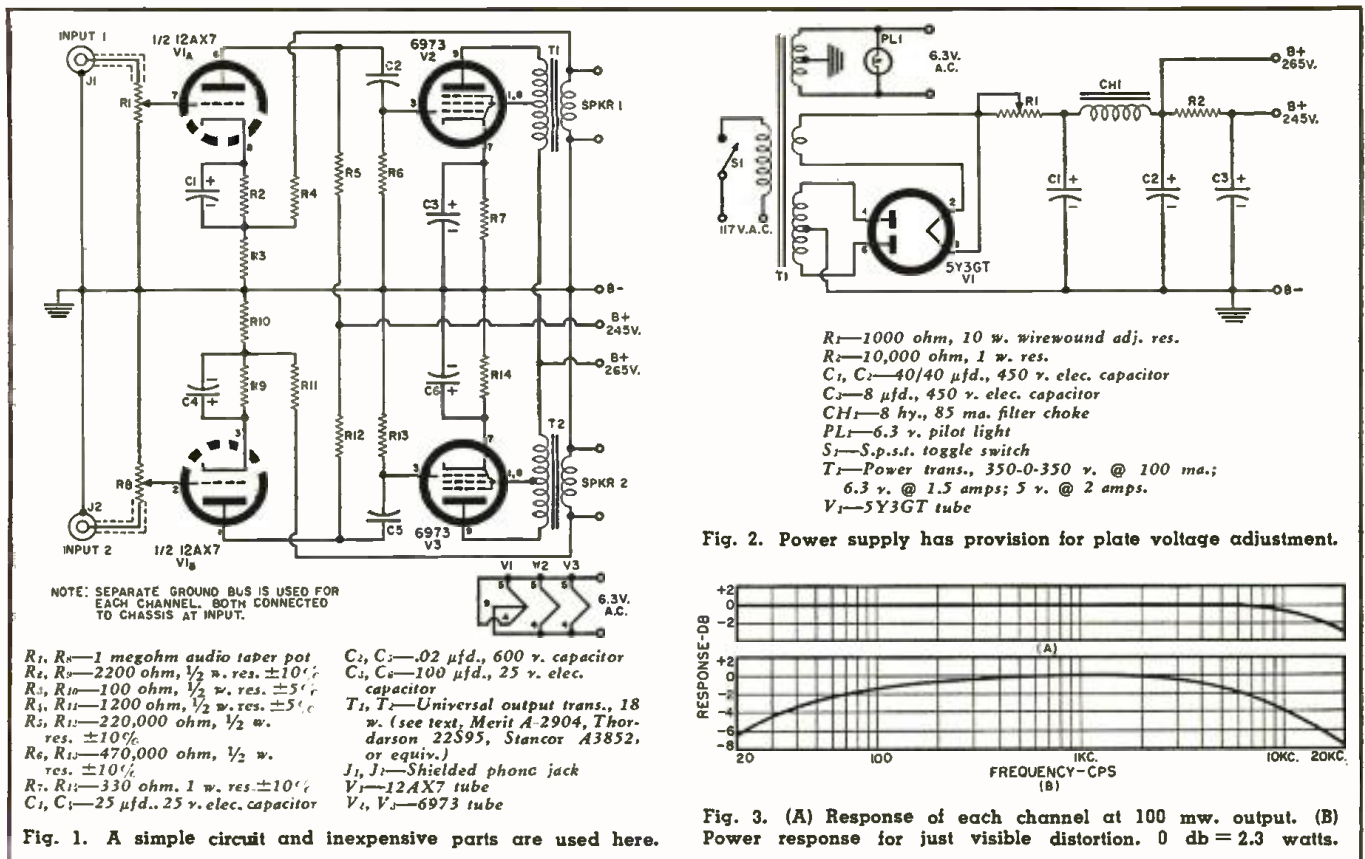


Fig. 1. A simple circuit and inexpensive parts are used here.

Fig. 2. Power supply has provision for plate voltage adjustment.

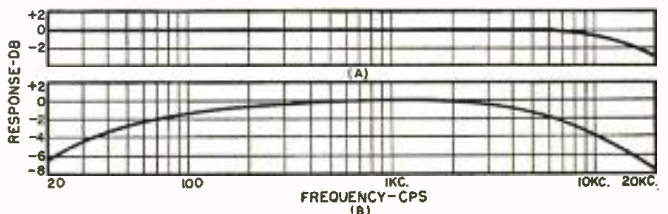


Fig. 3. (A) Response of each channel at 100 mw. output. (B) Power response for just visible distortion. 0 db = 2.3 watts.

would be satisfactory or the components can, of course, be assembled and wired in traditional style, if desired.

### Components

All of the electrical parts for the amplifier and power supply are standard items, readily available from mail-order and local supply houses. The essential specifications are given in the parts lists accompanying Figs. 1 and 2 and require no comment except for the output transformers. In keeping with the economy objective of this

project, relatively low-priced transformers are specified. To be assured of adequate direct-current-carrying capacity in the primaries and to go at least partway toward minimizing core saturation effects of single-ended operation, nominal 18-watt transformers are recommended, even though the maximum power output per channel is two to three watts. The "universal tube-to-voice coil" type provides a center-tapped primary and a multi-tapped secondary. Secondary taps should be chosen to give an impedance


ratio of approximately 4000 ohms (full primary) to 8 ohms secondary. The primary center-tap is connected to grid No. 2 of the output tube. Only one pair of output terminals is provided for each channel, which on measurement and listening tests actually operates satisfactorily with speakers rated from 4 to 16 ohms.

### Construction

Assuming that the etched circuit technique will be used, the first step is to lay out the circuit board. With Figs. 4 and 5 and the photos as guides, locate the terminal points and conductor routes in full scale on a sheet of thin paper. Final size of the phenolic, copper-clad board is 4 3/4" by 5 7/8". Slight adjustments may be required to accommodate the dimensions of the components to be used. After completing the layout and making a thorough double check, the conductor lines are traced onto the copper face of the circuit board with carbon paper. The writer has found it convenient at this stage to mark with a center punch each point at which a hole is to be drilled. These points include terminals of all components as well as input, output, and power-supply connections and the centers of the tube-base circles.

Application of the "resist" ink is next. This technique has been described by Middleton and Marshall in the August 1954 issue of *QST* and the reader is referred to this article or other sources for details. *Union Ink Company* Type C-992 resist was used by the author. Tabs for the tube con-


Bottom view. Printed circuit board is mounted by four corner bolts which also hold the rubber feet. Terminals for power cable are at the left edge of board.



nections should be matched to the sockets. Snap-in sockets, such as Eby PC-9, are recommended. Terminals for external connections should be made about  $\frac{3}{16}$ " in diameter to provide firm connections to soldering lugs fastened by No. 4 bolts. Etching away of the unwanted copper areas is then carried out with warm 30% ferric chloride solution. The resist is finally washed off with solvent, leaving the copper conductor pattern exposed and intact.

The circuit board is prepared for the mounting of the parts by cutting the tube socket holes, filing them carefully to size, and then drilling small holes for the pigtail terminals. A No. 60 drill is the correct size for most components. One-eighth-inch holes are drilled at the external connection points. Pigtails of the components are then bent to fit the required mounting centers and the parts are mounted in their proper places on the top side of the board. The tinned pigtails should extend about  $\frac{1}{32}$ " out from the circuit side. Each pigtail is soldered to its terminal, using minimum amounts of solder and heat. The tube sockets are inserted in proper orientation and each terminal is soldered in place. Small soldering lugs are attached by 4-40 bolts, lock washers, and nuts at the input, output, and power-supply terminals. This type of connection is preferable to soldering of external wires directly to the etched circuit conductors, as strain on the wire could readily pull loose the copper foil.

After completion of the circuit board, attention may be given to preparation of the cabinet. A standard 5" x 7" x 3" aluminum chassis is the starting point. Holes are drilled for mounting the input jacks, volume controls, power cable, and the four-point output terminal strip. Locations of these items are not critical and may be judged from a study of the photographs. A rectangular opening is cut in the top of the chassis, leaving a  $\frac{5}{8}$ "



Top view of the printed circuit board after all the components have been mounted.

Frequency Response: (100 mw.)	Flat 20-8000 cps; down 3 db @ 20,000 cps
Power Output: (low distortion)	2.3 w. mid-range; down 3 db @ 45 and 8000 cps
Input:	0.45 v. across 1 megohm for full output
Inverse Feedback:	8 db
Output Matching:	8 ohms nominal; feeds 4 to 16 ohms satisfactorily
Hum and Noise:	-73 db
Crosstalk:	-51 db
Damping Factor:	3.2

Table 1. Performance data for each of the channels in the stereo power amplifier.

rim all around the entire top edge.

The circuit board is mounted by four 6-32 bolts, spaced  $\frac{1}{4}$ " above the bottom with short pieces of tubing. The four rubber feet are also held by these board mounting screws. The feet are important since they elevate the amplifier above the operating surface to provide necessary ventilation. The circuit board is located near the front of the cabinet, leaving about  $\frac{3}{4}$ " between the back edge of the board and the back inside of the cabinet. The latter

space is for the power cable and speaker terminal connections.

Shielded input leads are provided from the jacks to the volume controls. The controls are oriented to permit the shortest possible connections to the board input terminals.

The output transformers are installed last. Part of one mounting ear on each unit must be cut away to mount in the limited space available. The cut ear is located up and is held (Continued on page 95)

Fig. 4. Bottom view layout of the 4 $\frac{1}{4}$ x5 $\frac{7}{8}$ -inch printed circuit board. Black lines show locations of copper conductors. Terminal points are shown by enlarged spots. Note that this drawing is not shown full size but is included for guidance only.

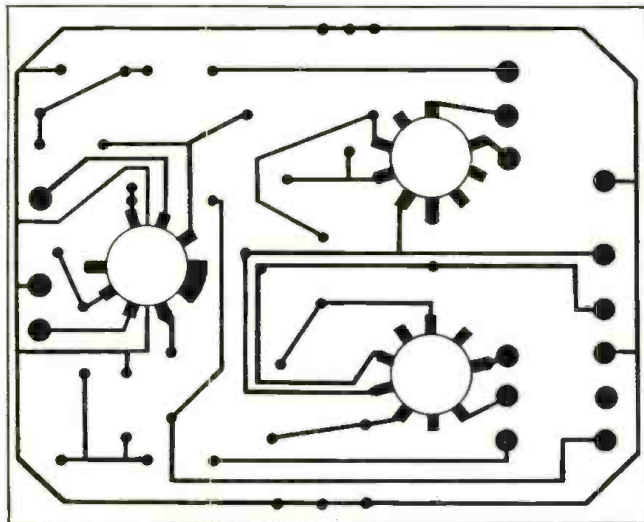
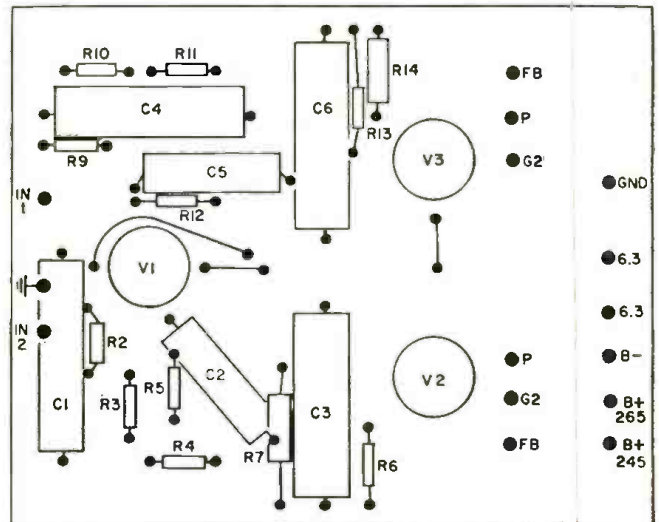


Fig. 5. Locations of components on the circuit board. This is a bottom "x-ray" view; the parts are actually mounted on the top side, opposite that of the etched circuit. In this case, just as with Fig. 4, the drawing is not shown full size.



# FIELD TEST for

# Gassy Picture Tubes

Fig. 1. There are few gas ions (A) in a normal picture tube. As they increase (B), action between the electrodes in the cathode-ray tube undergoes change.

By  
**ROBERT JASON**

*A relatively simple check with a voltmeter can help you clear up doubts about the CRT's quality.*

**A** GASSY TV picture tube produces characteristic symptoms. As a rule, their prominence is directly proportional to the amount of gas present. Even a small amount of gas causes smearing of large areas of solid white, black, or gray, such as block lettering in titles. Some blooming and a variable amount of the "engraved" or partly negative picture effect are other clues. To further aid diagnosis, gas trouble develops slowly. However, causes other than a gassy picture tube may produce similar symptoms. So, when gas is suspected, make some simple, preliminary checks.

Rotate the contrast control. With gas present, little change of contrast results. The engraved effect may become more pronounced. Focus may change slightly, giving the appearance of blooming.

Manipulate the brightness control. It will not control brilliance so well with a gassy tube. The picture may go negative in some instances.

Should these tests heighten the suspicion of gas, tube substitution is in order. Since a CRT is not usually carried along in the caddy, other video tubes may be replaced temporarily, as a test: a bad video tube can cause similar effects. If this substitution technique fails to exonerate the CRT, resort to the grid-current check. Fig. 1 will help the technician to recall the principles behind this test. Fig. 1A shows a normal electron cloud (space

charge) in the space between cathode and control grid. Since like charges repel each other, the negative grid in a normal tube repels the negatively charged electrons, except at its aperture or hole. Enough electrons escape through this hole to form the electron beam after focusing.

All tubes have some gas. Gas atoms become ionized to form positive ions indicated by the larger circles with crosses in them. Because unlike (oppositely charged) particles or elements attract each other, the ions are drawn to the negative grid. The positive charge thus developed at the grid draws electrons up through the external grid resistor from the cathode. A small voltage develops across the resistor as a consequence.

In a normal tube, the "contact" and ion potential together may be about one volt maximum. The direction of flow charges the grid positively. However, normal ion potential is so small that it does not change the applied voltages appreciably; hence, the grid remains negative and the cathode positive, as in Fig. 1A.

As gas (and ionized particles) increase, the greater reverse grid current from this cause produces a higher reverse voltage drop. As indicated by Fig. 1B, the grid may even go positive. Grid potential relative to cathode is determined by applied voltages from the power supply and the video driving signal, plus the developed ion voltage.

For this reason, the symptom may range from an engraved picture (relatively mild gassiness) to a totally negative image. Mutual attraction between electrons and ions, particularly beyond the grid-cathode space, tends to defocus the pix as well as limit the brightness control's effect.

## Grid Current Test

In the field, the technician does not carry a microammeter to place in the grid circuit. Also this is troublesome to accomplish in many instances. However, the technician does have a v.t.v.m. or high-impedance v.o.m. handy. Therefore he can meter the grid voltage developed by this current rather than the current itself. Generated voltage should be less than 1.5 volts as a maximum. Condemn the tube if the grid voltage developed by this undesired current flow is any higher than this.


Some precautions are necessary. The grid or cathode video-driving signal must be removed while making the check. Improper CRT electrode voltages due to other causes must be eliminated during the test. The capacitor (in capacitively coupled sets) may be leaky, for example. It can be disconnected if electrode voltages at grid and cathode are not normal with video signal absent or nearly so—switch to a blank channel momentarily. Similarly, in a direct-coupled job an upset or improper electrode voltage on the video amplifier will yield an erroneous test. You would have to correct this before proceeding with the grid-current check.

*(Continued on page 139)*



# AUTOMATIC TRACKING MOBILE SYSTEM

The transmitter, shown below, may be located in the trunk of the car.



By **HENRY S. KEEN, W2CTK**

Airborne Instruments Lab.  
Div. of Cutler-Hammer, Inc.  
Mineola, N. Y.

*Novel 10-meter ham rig uses v. f. o. system in which both transmitter and receiver are tuned by means of a single knob.*

**O**PERATING techniques at the amateur radio station have changed since the general acceptance of the v.f.o. No longer does the ham call "CQ" and then start tuning from the nearest edge of the band. Now he first listens on and near his own transmitter frequency. The result has been a higher percentage of contacts from shorter calls and the pile-up on the band edges has been reduced.

In order for the relatively low-powered mobile station, with its necessarily modest antenna system, to survive among the high-powered denizens of the megacycles, maximum flexibility and every possible operating advantage must be provided. A fairly recent innovation, which has proven ideal for this purpose, is the automatic-tracking v.f.o. system.

The design to be described was evolved with full recognition of the limitations that the safe handling of a car can place upon even the most talented devotees of the sport. The principles may be applied with equally happy results, however, to the design of the home station.

The tracking of the transmitter with the receiver may be accomplished by either mechanical or electrical means. The electrical method can easily give


zero-beat frequency coincidence and is therefore to be preferred.

If the maximum benefits of the system are to be realized, however, certain limitations must be understood. It can be seen that when the frequency of the transmitter coincides with that of the received signal, it will be most unwise to call foreign stations operating out of the U. S. phone bands. There may also be complications in calling

"CQ" with this system, if its operation is not fully understood, for if the operator should tune around for an answer to his call the transmitter frequency will be shifted accordingly and the answering station may miss his second transmission altogether. It will be shown that these problems can be eliminated by proper equipment design and valid operating techniques.

The basic form of the electrical

The bottom view of the transmitter portion of the automatic tracking mobile system.



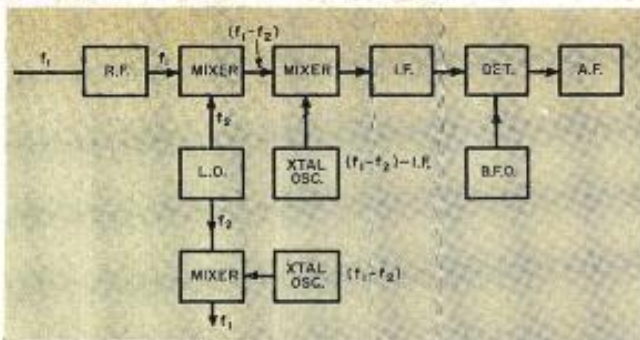


Fig. 1. Block diagram illustrating double conversion tracking.

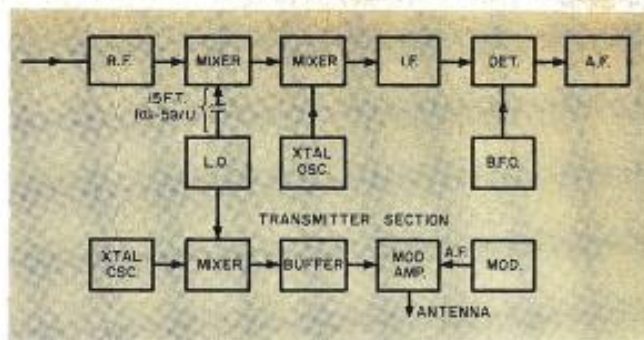


Fig. 2. Diagram of the complete system as described in article.

tracking system is shown in the block diagram of Fig. 3. It will be seen that combining the frequency of the tuned local oscillator with that of the b.f.o. or i.f. oscillator will produce a signal whose frequency coincides with that of the received signal. This signal can then be used to excite the transmitter.

The problem of spurious image signals must be considered with this arrangement because of the relatively low intermediate frequency that is used in most receivers.

A simpler method, which eliminates this problem, uses double conversion in the front end, as shown in Fig. 1. When transmitting, one simply substitutes a different crystal-controlled oscillator, whose frequency differs from that of the receiver's crystal oscillator by the i.f. frequency. This solution buys us two additional advantages:

1. The frequencies that are combined to excite the transmitter will both be high enough to solve the image problem.

2. The variable-frequency local oscillator can be designed for a considerably lower frequency than the unit of Fig. 3. This gives improved frequency stability to both transmitted and received signals. Use of a lower frequency in the tuned oscillator allows the application of the remotely tuned

version of the Clapp oscillator circuit. In this system the oscillator tube is located on the transmitter chassis which is placed in the trunk of the car while the remotely tuned circuit which controls the frequency of oscillation is located in the converter, under the dash, and is separated from the oscillator tube by approximately 15 feet of coaxial cable, as shown in Fig. 2.

The tuning range of the oscillator must be chosen so that none of its harmonics can fall on the frequency of the received signal. For operation in the 10-meter phone band, the oscillator is adjusted by trimming and padding capacitors, so that its lowest frequency is slightly above 7125 kc. when the receiver is tuned to the low-frequency edge of the band. As the fourth harmonic always moves four times as fast as the fundamental when the dial is turned, the harmonic must always be higher in frequency than the received signal and no beat signal can be caused.

The dynamic stability of this oscillator under vibration, due to the motion of the car, was greatly improved by the unique design of the oscillator coil. This inductor was wound on a ferrite toroid coil form which gives extremely high "Q" and provides ease of mounting. See Fig. 4. No shielding is required when one of these forms is used as the field is almost entirely confined in the toroid form.<sup>1</sup>

An earlier design used a 30-turn section of standard *B & W* #3016 coil stock (1" diameter, 32 turns-per-inch) mounted in a shield can. The series capacitor ( $C_m$  in Fig. 5) was a 50  $\mu$ fd. air padder set at approximately half capacitance. Some difficulty was experienced in mounting this coil in a sufficiently rigid manner to prevent frequency modulation from accompanying the mechanical vibration that comes with driving the car. The ferrite toroidal coil, in addition to showing a measured "Q" of over 600, seemed impervious to vibration of this sort.

The crystal-controlled oscillator is an overtone type, using a readily available surplus crystal. An oscillator and multiplier combination should not be considered in a receiver because of the possibility of spurious responses caused by beats between fundamentals or unnecessary harmonics with other signals in the converter.

The frequencies of the transmitter and receiver crystal oscillators are chosen so that they differ by the fre-

quency of the i.f. The exact frequencies vary with the selected local oscillator tuning range. Suggested frequencies for the 10-meter band are 7125 kc. for the transmitter crystal and 7125 kc. less one-third of the i.f. frequency for the receiver crystal.

If the conventional auto radio receiver is to be used as the i.f. channel, a frequency of 1200 kc. is suggested. If this receiver is equipped for push-button tuning, one of the push-buttons should be reserved for this frequency after the tracking adjustments have been completed.

### Operating Procedure

In order to positively prevent any illegal transmissions outside of the U. S. phone bands, the frequency limits of the local oscillator are intentionally fixed when the converter is tuned up. The tuning range of the receiver, however, can be extended beyond these limits by detuning the auto radio receiver from its nominal operating frequency to which the push-button was set. In this way, one can listen outside of the U. S. phone band without any danger of transmitting there, as a properly adjusted transmitter just cannot be tuned to these frequencies.

After calling "CQ," the technique is much the same. One tunes around for a reply by tuning the auto radio only. When the contact has been finished, a touch of the push-button restores the tracking feature of the system.

### Design Considerations

The block diagram, Fig. 2, shows that separate overtone crystal oscillators are used for transmit and receive. Change-over is accomplished by merely switching plate supply leads.

The converter uses four tubes, as shown in the schematic of Fig. 5. The tuned circuit of the local oscillator is also located on the converter chassis and is tuned by a section of the same three-gang tuning capacitor that tunes the r.f. amplifier and the first mixer grid circuit.

When the bandsread is controlled by a combination of series-padder and shunt-trimmer capacitors, as in this circuit, the three-gang tuning capaci-

<sup>1</sup> The toroid coil form used in this oscillator is made by General Ceramics Corp., Keasbey, N. J. and is designated as the 624-2 (Q-2). Because these parts are not generally available at retail arrangements have been made with Arrow Electronics, 525 Jericho Turnpike, Mineola, N. Y. to stock them. Price per unit is \$1.10 net.

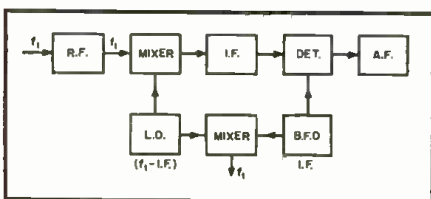
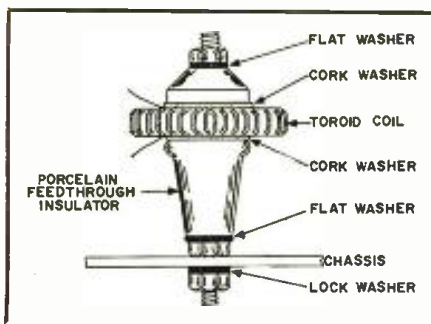


Fig. 3. Here is a basic tracking system using single frequency conversion.

Fig. 4. Toroid coil mounting arrangement.



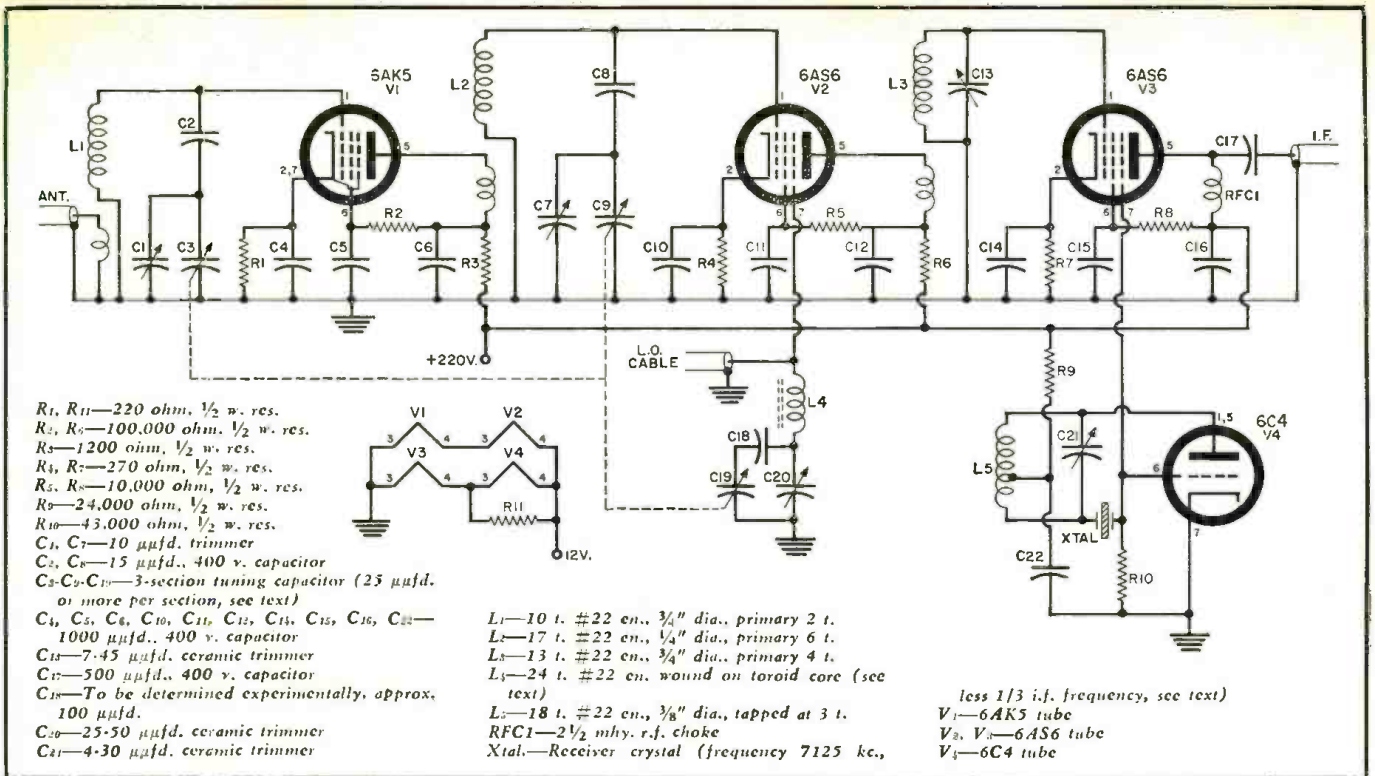


Fig. 5. Complete schematic and parts list for converter. A separate 220-volt power supply is required for the system.

tor is in no way critical. The author once built a very successful 20-meter receiver around a three-section broadcast tuning capacitor which spread the phone band over the entire dial. Almost any available three-gang tuning capacitor, having 25 μfd. or more capacity per section, can be used successfully in this application.

An audio stage was also mounted on the converter chassis so that the low-level stages of the modulator would be isolated from the strong r.f. fields of the transmitter. The wiring in both units is strictly point-to-point. It doesn't look very fancy, but it works and that's what matters.

The r.f. section of the transmitter



(Fig. 6) consists of the tuned local oscillator, an overtone-crystal oscillator, mixer stage, buffer, and the modulated r.f. amplifier. The audio system will not be described as each builder will probably base his design on the parts he happens to have on hand. In the transmitter described, the author used the reference-shift modulator circuit, developed by Dale Hileman, K6DDV ("CQ", June 1956), which was found to be very satisfactory since it gives more audio output with fewer parts than do most modulator systems.

The r.f. circuits are broad-banded by using slug-tuned coils, with all of the shunt capacitance being supplied by the wiring and the input and output

capacitance of the tubes. The buffer stage provides adequate excitation to the final r.f. amplifier over the entire 10-meter band.

The plate circuit of the final amplifier is broad-banded by using an "L" network, combined with a coaxial cable quarter-wavelength transformer as the antenna feeder. The feeder is 5'4" long and is made up of three parallel sections of RG-55/U cable. All shields are grounded at both ends. The antenna itself is a 96" whip. This system, which was introduced to the author by W2OWO, provides good loading of the final amplifier over the entire 10-meter phone band without requiring any re-tuning of the circuit.

Dial cord of converter (below) runs from pulley to knob mounted on dash in hole originally intended for cigarette lighter.



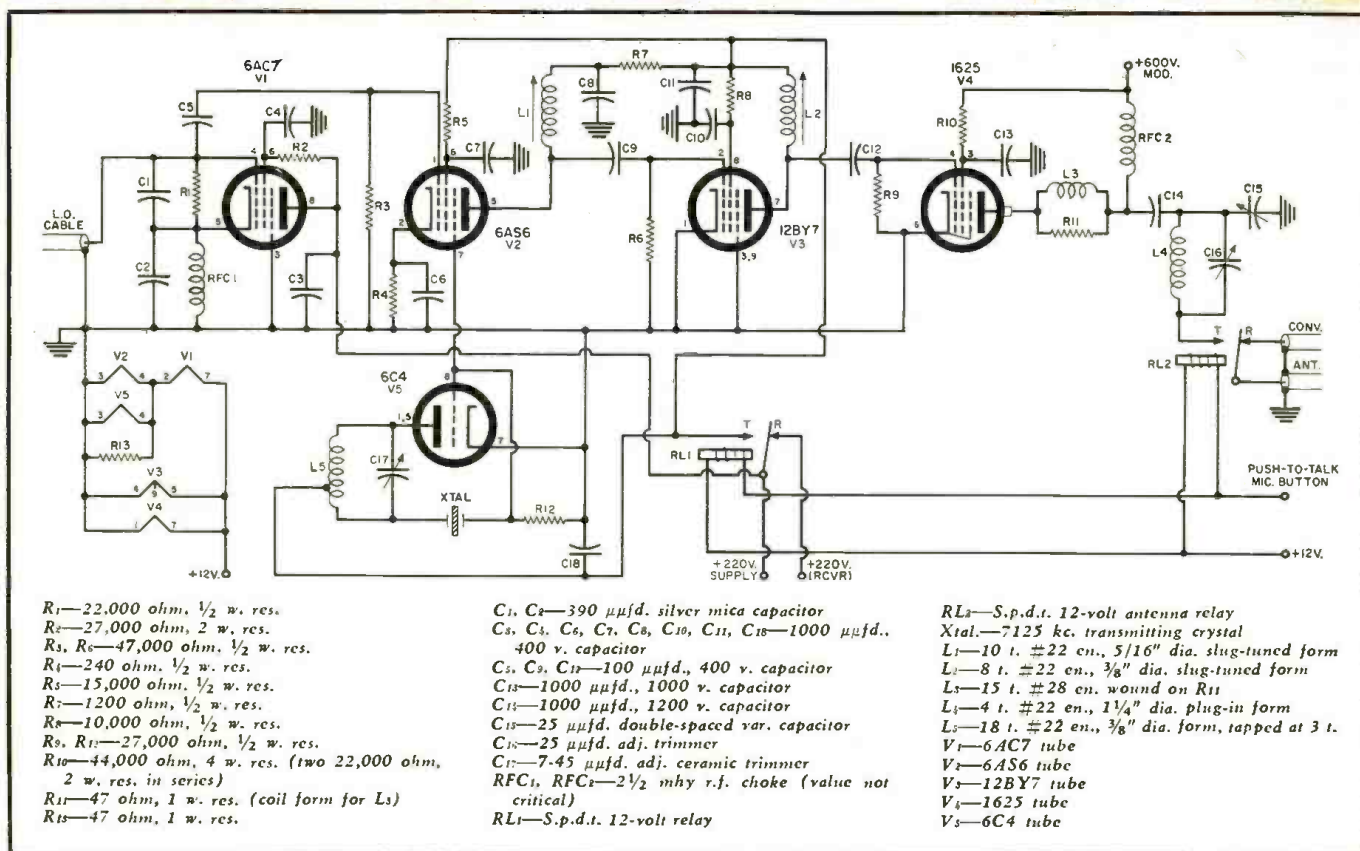


Fig. 6. Schematic diagram and parts list for the transmitter. An auxiliary "B+" supply is required for the mobile rig.

A small refinement was added, in the form of a trimmer capacitor across the "L" network inductor. When properly adjusted, this combination acts as a parallel-tuned trap to the second harmonics of the transmitted signal and makes life on Channel 2 more pleasant for those within range of your rig. This adjustment is best made while actually watching Channel 2 on your TV receiver and should be followed up by an adjustment check of the plate-tuning capacitor.

### Tuning Up

In the construction process, all coils are first trimmed with the aid of a grid-dip oscillator (with all tubes in their sockets) and are later peaked more accurately under actual signal conditions. If the builder is equipped to check out all coils in this way, he can use almost any coil forms he has available.

The coils in the transmitter section are slug-tuned and should be given a preliminary check with a grid-dip oscillator to make sure that they resonate at the desired frequencies. The tuning slugs are given a final adjustment under actual load conditions to insure maximum grid current on the following stage. The writer measured the grid voltage developed on the following grids, which is essentially the same, by de-coupling the lead capacitance of the v.t.v.m. through a 1 meg., 1/2-watt resistor. In this way the capacitance of the leads will not affect the tuning. The transmitter adjustments are, of course, made at some frequency near the center of the 10-meter band. A drop of cement on the

threads of the slug adjustment screws will then maintain these adjustments under road vibration.

The transmitter and receiver are adjusted for zero-beat tracking with the aid of a heterodyne frequency meter, such as the BC-221. If one of these units is not available, the adjustment can be made with a simple regenerative receiver or with a pair of phones in the plate circuit of the grid-dip oscillator. The procedure is as follows:

1. The tuned local oscillator will first be set on some frequency known to be within its intended tuning range. The two overtone-crystal oscillators will be individually checked for operation by listening to their signals on the shack receiver whose "transmit-receive" switch is set at the appropriate position.

2. With the switch in the "transmit" position, tune in the excitation frequency signal on the heterodyne frequency meter or the regenerative receiver in its oscillating condition. The dial of the frequency meter is set to zero-beat with this signal and then left in this position.

3. The switch is now thrown to the "receive" position and the mobile receiver is used to pick up the signal put out by the frequency meter or oscillating receiver. This signal is tuned in by tuning the auto radio receiver only. Do not touch the dial of the converter as this would shift the frequency of the local oscillator and you will have to start all over again.

4. When the frequency meter signal has been picked up and tuned "on the nose" by adjustment of the auto radio

dial, set one of the push-buttons permanently to this frequency.


5. Re-tune the converter to some other frequency. Set switch to "transmit" position and again tune in the excitation frequency signal on the frequency meter as before. This time when the switch is thrown back to the "receive" position, the frequency meter signal should already be zero-beat without further adjustment. If it is not, something is wrong and the frequencies of each oscillator should be carefully re-checked to be certain that one of them is not mis-tuned.

After these tracking adjustments have been made and checked, the individual tuned circuits should be trimmed and adjusted. The first and most important adjustment is the operating range of the tuned local oscillator. This should be set so that the receiver will tune to within 20 or 25 kc. of each end of the band but no closer. This is done by progressive adjustments of the series padder (C18) for bandspread and the shunt trimmer (C20) for locating the tuning range. Be sure that you double check these adjustments before going on the air with anything but a dummy antenna!

A word of warning about the toroid coil forms: Care must be taken that these cores are not exposed to any strong magnetizing force, such as a strongly magnetized screwdriver or the passing of a strong d.c. current through the winding. The resulting residual magnetism will change both the value of the inductance and the "Q" of the coil. A magnetized coil

(Continued on page 142)





## The Approach to Hi-Fi Service

*If you appreciate its difference from other forms of electronic service, this is a rewarding field.*

**T**HE GENERAL public's interest in high-fidelity sound reproduction, involving the purchase of large amounts of hi-fi equipment over the past several years, has resulted by this time in a great need for competent service. Much of the equipment now gives far from true high-fidelity reproduction and—at best—is in need of considerable adjustment, balancing, tube changing, and other routine maintenance to restore it to its best operating potential. However, it is frequently difficult for the average owner to obtain the proper maintenance.

Because there is a constantly increasing need for this type of service, the door is open to the enterprising service dealer and technician. The audiophile, who generally spends a considerable sum of money assembling a system which he feels will give him the best sound reproduction obtainable within his budget, generally realizes that the type of service he needs to keep his equipment in its best operating condition cannot be cheap.

However, the technician must be adequately prepared before he attempts to tackle high-fidelity servicing and he should not undertake to do high-fidelity work without some orientation and preparation.

### Servicing Techniques

The radio and TV service technician is, of course, basically equipped by his training and experience to repair most failures of high-fidelity equipment, but there are some extremely important differences in approach and technique that he must understand if he is to

be successful in audio work. In repairing failures in high-fidelity equipment, the *basic procedures* in restoring equipment to its original operating condition are the same as for any other type of servicing. These are:

1. Determine the specific complaint or failure by listening to the system under normal conditions.

2. Locate the section or unit of the system in which the failure has occurred (for example, by use of signal-tracing techniques).

3. In the defective unit, determine the specific component or circuit failure which is the cause of the trouble, and repair it.

4. After the major repair has been made, recheck the system to see that it is operating properly.

When these procedures are applied to the servicing of high-fidelity systems, the most important differences are that more care must be taken in performing tests and measurements on the system and generally more tests and measurements are performed than on other types of equipment. See Fig. 1.

Some systems can be quite complex, with a number of different input units (such as tape recorders, phonographs, TV sound, microphones, etc.), remotely located preamplifier and control units, and multiple loudspeaker arrangements in various locations throughout the house or apartment. Of course, most systems are not this complicated but even the simplest setup can give trouble to the technician who is not on his toes.

In servicing any system, always pay attention to the *details* of that system.

Always note the settings of the operating controls—volume controls should be kept at their normal settings, while tone controls should generally be set for flat response when making any measurements (other than tests of the controls themselves). Try to use the system itself as an aid, manipulating the different switches and controls to determine more closely the location of the failure. If attention is paid to points such as these, the technician will find that even complex systems are often resolved into simple elements.

### Reproduction Criteria

There is a great difference between high-fidelity reproduction and that which is obtained from the average radio, phonograph, or TV receiver. In the latter types of equipment, many compromises are made in the quality of the reproduced sound. For example, in AM broadcasting the frequency response is limited by the bandwidth of the channel and the response of the receiver circuits. In TV receivers, the sound is transmitted by frequency-modulation of a carrier signal, but potential fidelity is destroyed in most receivers by a poor loudspeaker system and inadequate audio-amplifier circuits.

The primary purpose of high-fidelity reproduction is to duplicate the original sound for the listeners as nearly as possible. Any differences between the original and the reproduced sound, broadly speaking, are *distortions* which must be kept to negligible proportions for the reproduction to be good. Except for outright failures, most of the complaints the technician will receive

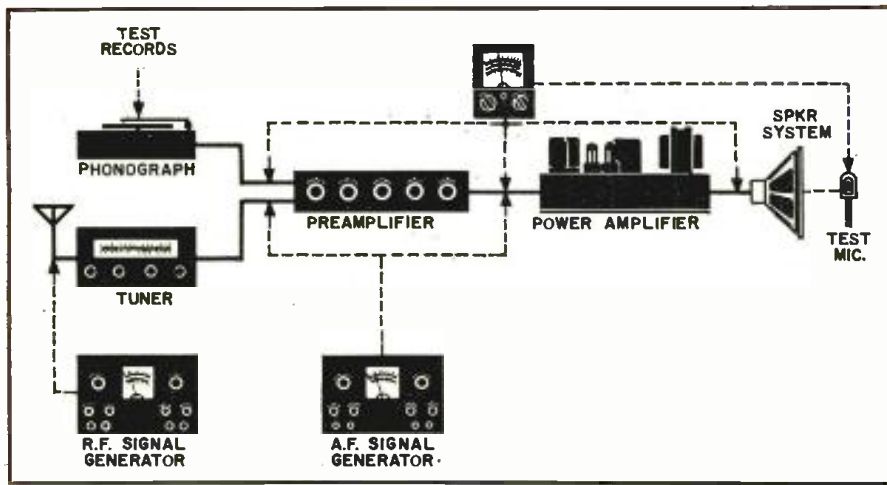


Fig. 1. Points of signal injection and measurement for various audio tests.



Measuring phonograph stylus pressure.

about the systems he is called upon to repair will involve excessive distortion in one form or another. He should, therefore, know something about these distortions in order to be able to discuss them intelligently, understand what types of failures can be causing them, and use this information to aid him in servicing the system.

The major forms of distortion that are likely to occur in the reproduction of sound are:

1. *Frequency-response distortion.* This is the departure of the system from a flat over-all input-to-output frequency response. Completely undistorted reproduction of all the frequencies that it is desired to reproduce is extremely difficult; therefore some reasonable compromises may be made between the requirements of perfect fidelity of reproduction and the limitations of practical systems. The major limitations of frequency response are in the electro-acoustic sections of the system (such as the phonograph cartridge or loudspeaker), where reproduction of both the extremely high and extremely low frequencies is very difficult. When a system that has been operating satisfactorily develops severe frequency-response distortion, try to localize the source of the distortion by use of the system's switches and controls. In the amplifier, it may be due to a component failure in the feedback or tone-control circuits; in the phonograph, it may be due to a worn stylus or a component failure in the preamplifier-equalizer circuit; in a multiple loudspeaker system, it may be due to a misadjustment of the level control of one of the loudspeakers.

2. *Reproduction noise.* The noise introduced by the system itself is generally the most obvious form of distortion and must be kept as low as possible, both because it limits the dynamic range and because of its disagreeable quality. The major sources of noise are usually surface noise in records and static in AM broadcasting; the other parts of a good high-fidelity system should be virtually free from noise. If the noise level of the system has increased appreciably, first determine

the nature of the noise by listening to the system. If the noise is hum, check for open grounds in the system wiring, for tube heater-to-cathode leakages, and for misadjustment of the hum-balancing control. If it is noise other than hum, check for defective or microphonic tubes in the amplifiers, noisy potentiometers, insufficient tuner sensitivity for complete limiting, etc.

3. *Harmonic and intermodulation distortions.* These distortions occur whenever any part of the system is not perfectly linear (that is, the output is not perfectly proportional to the input signal for all frequencies). This non-linearity causes the introduction into the signal of frequencies that were not present in the original sound. Spurious harmonics are created (harmonic distortion) and the high frequencies in the signal are modulated by the low-frequency components (intermodulation distortion). These types of distortion can be kept extremely low in amplifiers by the use of negative feedback; however, the non-linear distortion in the loudspeaker is difficult to control and is, in fact, even extremely difficult to measure.

When the distortion increases greatly in a system that has been operating satisfactorily, the most likely cause of the trouble is a component failure or imbalance in one of the amplifiers; this may cause overloading of one of the stages, shift the operating characteristic of one of the tubes, or cause improper feedback.

4. *Flutter and wow.* When the system is set up to reproduce sound from disc or tape recordings, the frequency of the output sound is determined by the relative speeds of the recording and reproducing drive mechanisms. Very good machines are generally used in recording but there are often changes in the speed of the reproducing turntables. When a playback turntable does not run at absolutely constant speed, there is a *flutter* (rapid variation) or a *wow* (slow variation) in the frequency of the reproduced sound which is quite annoying to the listener. Wow and flutter (provided that they are not due to a defective record or tape) generally

develop or become severe in phonographs and tape recorders after they have been in the system for some time and are usually due to eccentricity, flat spots, slippery or uneven surfaces on rubber wheels, belts, or pressure rollers.

5. *Transient distortion.* Since most of the sounds of speech and music occur in bursts of short duration, the sound reproducing system must be able to respond properly to these transient tones as well as it does to steady tones. Very often two systems with virtually identical steady-state characteristics are found to sound quite different when they reproduce speech or music. This difference can generally be attributed to differences in transient response.

A poor transient response generally takes the form of undamped vibrations caused by resonances or mechanical inertia. In general, the system should have a smooth over-all frequency-response curve with a minimum number of peaks and dips in the curve for good reproduction of transients—a factor that is especially critical in the pickup cartridge and the loudspeaker. The transient response of a system is inherent in its design and transient distortion is generally not a primary cause of failure. A failure which affects the transient response adversely almost always will show up as an increase in some other form of distortion: when this other distortion is corrected, the transient distortion will also be corrected.

6. *Insufficient power output and insufficient gain or sensitivity.* Even when a system is free from all the other forms of distortion, if it does not have sufficient amplification nor provide a high enough sound level, it will not reproduce the original sound accurately. The system must be able to reproduce in the listening room a loudness level, without overloading, which the listener can at least relate to the original sound; it must also be able to reproduce both the normal and the peak loudness levels. In systems which have previously been operating satisfactorily, but which have suddenly or gradually been decreasing in gain or output level, the most likely cause of the failure is a



Much audio test gear is conventional.

tube, component deterioration, or failure in one of the amplifiers.

In a good high-fidelity system, the distortions just discussed are kept to low values by proper design of individual components and also by combining the different units in the system properly. The latter would include giving careful consideration to such factors as signal levels and impedance levels. A summary list of various performance characteristics, including common distortions, appears in Table 1, along with arbitrary limits.

In connection with the limits given, it should be noted that there is considerable difference of opinion as to where the lines should actually be drawn. This is partly related to the fact that there are varying techniques for taking the measurements involved, with different methods giving different readings. However, outright defectiveness or serious misadjustment will generally produce such substantial changes in these measurements that the table, however arbitrary, can be useful if applied with caution to practical service problems.

In general, transducers such as microphones, phonograph pickups, and speakers or speaker systems, will fall considerably short of the specifications that may be more easily met by amplifiers, preamplifiers, and tuners. Price range of the components involved and manufacturers' ratings afford some guidance as to whether any unit should be expected to deliver "good" or "acceptable" reproduction, but neither of these criteria should be regarded as an absolute in all cases.

In this connection, many systems will be encountered that never have at any time met the requirements of true hi-fi performance and cannot be made to do so by simple repair or adjustment or by any measures short of redesign or replacement. This will be especially true of some of the popular-priced units. With many of these, the technician is faced with a delicate problem. If he is not familiar with the units involved and their limitations, he must often rely on the judgment of the user to decide whether a particular system



Set-up for over-all performance test.

falls short of acceptable limits under normal conditions or whether some actual defect is responsible for a genuine deterioration in performance. However, there is a pitfall.

In the case of audio equipment, subjective recognition of shortcomings does not always become immediately evident but develops as the user "lives

with" his system. Many times owners who complain about distortion which they say was not present before are actually just becoming aware of something that was there from the beginning. It may therefore help to know how long the system has been in use. If an audiophile has been happy with his hi-fi setup, say, for a couple of years, and suddenly hears a change about which he is quite displeased and reasonably definite, the chances are that something has really gone wrong. In any event, the service technician must be able to evaluate the owner as well as the equipment. This is particularly important when the question arises as to whether correction of existing equipment should be undertaken or instead the replacement of certain units should be recommended. The audiophile's increasing discrimination is a significant factor.

### Test Equipment


One thing that has made many technicians hesitate over embarking on hi-fi service is the presumed high cost of the full complement of required test equipment. It is true that complete and accurate determinations of system performance (Continued on page 111)

PERFORMANCE CHARACTERISTIC BEING MEASURED	TYPE OF SIGNAL WITH WHICH MEASURED	LIMITS	
		GOOD REPRODUCTION	ACCEPTABLE REPRODUCTION
Frequency response	Steady sine wave	20-20,000 cps ( $\pm 1$ db)	40-14,000 cps ( $\pm 1$ db)
Noise level	Zero input	-60 db below full output	-55 db below full output
Intermodulation distortion (amplifier alone)	Sum of high-frequency and low-frequency steady sine waves	2%	5%
Harmonic distortion (amplifier alone)	Steady sine wave	2% total harmonics	3-5% total harmonics
Transient response	Square wave	No Set Standards	
Wow and flutter	Steady sine wave	0.2%	1%

Table 1. Important characteristics of audio equipment with suggested limits.

Table 2. Equipment used in audio service. Much of it is already in the shop.

ELECTRONIC TEST EQUIPMENT	<ul style="list-style-type: none"> <li>* Variable-frequency sine-wave and square-wave oscillator</li> <li>Audio-frequency vacuum-tube voltmeter</li> <li>* Oscilloscope</li> <li>Intermodulation distortion analyzer</li> <li>FM sweep generator</li> <li>* Volt ohmmeter</li> </ul>
OPTIONAL ELECTRONIC TEST EQUIPMENT	<ul style="list-style-type: none"> <li>Harmonic distortion and noise meter</li> <li>Wow and flutter meter</li> <li>Audio sweep generator</li> </ul>
ACOUSTIC AND ELECTROMECHANICAL TEST EQUIPMENT	<ul style="list-style-type: none"> <li>* Standard test records</li> <li>* Stroboscope disc</li> <li>Test microphone</li> </ul>
ACCESSORY EQUIPMENT	<ul style="list-style-type: none"> <li>* Headphones</li> <li>Good high-fidelity amplifier</li> <li>Good FM tuner</li> <li>High-quality three-speed transcription turntable with transcription arm, plus magnetic and piezoelectric cartridges</li> <li>Full-range loudspeaker or loudspeaker system in good enclosure</li> </ul>
* Minimum equipment required	



# “Collective Security” for Service

*A fresh viewpoint on problems, new stimulus, and confidence are the fruits of association activity.*

**“WHAT HAVE I** to gain by joining an association?” In every town where a group of service dealers have joined together to build an association, that is the No. 1 question they have to answer when they solicit new members. The reply is not an easy one.

The most commonplace and widely used reason—that the benefits a dealer will gain from association membership will be in direct proportion to what he contributes to it—is too much of a generalization to register with a lot of shop owners. It misses the mark because the average dealer carved his business out of nothing and did it without outside co-operation or help. He is a rugged individualist because he had to be.

In many ways, handling consumer service is a lonely business. Service is a product the public does not want to buy. When it is needed it usually is bought grudgingly. Customers frequently pay service bills with the thinly veiled attitude that they are handing their money to a robber. That sort of approach jars a technician's self-respect.

It seems that a good service dealer must be an unusual combination of introvert and extrovert. On the one hand, he must be able to concentrate his thoughts on the technical aspects of his business. On the other, he must be an affable fellow, with a ready smile and a genial manner. He must be an avid student in a technical field that is rapidly expanding its boundaries of knowledge, while pleasing a public that is blissfully ignorant of the technical vagaries of the products it uses.

Where does an association fit into this service dealer's life?

The electronic service business of today is unlike any other type of independent business. It is a combination of retail store and technical laboratory. It must be able to sell time and knowledge at a profit, for time and knowledge are the main products it has to sell.

It functions in a constantly changing field. While its bread-and-butter business has been consumer television service, new products and the broadening public acceptance of old products keep opening up new avenues of opportunity.

Television service, the bread-and-butter part of the business for many dealers, is under constant pressure from several directions. Owner self-servicing of sets is lapping up an increasing percentage of the replacement tube business. Competition in the sale of new sets is leading set manufacturers to offer free service on their brands. Gyp artists, who are able to operate freely in towns that do not have aggressive service associations, continue to keep a cloud of set-owner suspicion over the honesty and integrity of all independent service shops.

The first benefit a service dealer gains from association membership is a better understanding of what is happening in his industry. Through his contacts with other dealers in the association he will keep informed on developments that have an important, and sometimes vital, bearing on his business.

It is on record that, in many cities where effective associations are operating, they have succeeded in driving

out unscrupulous dealers who caused the public to be suspicious of all independent service shops in their communities. These campaigns to clean up the service industry were successful only because a majority of the honest, ethical dealers thought enough of their businesses to be willing to fight to protect them.

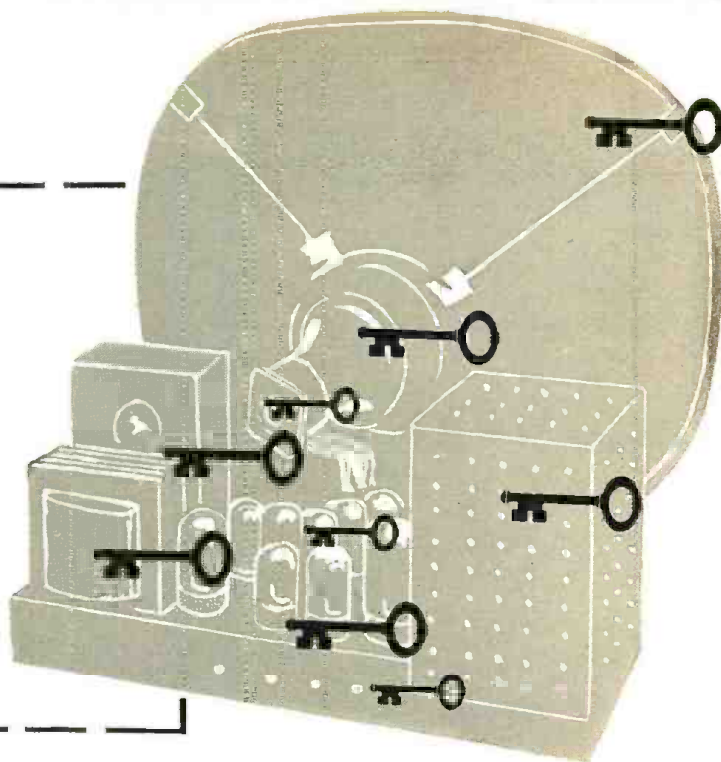
The second benefit a dealer gains is a higher respect for the work he is doing and the business he is in. As one dealer so aptly put it, “I did not know there were so many high-caliber men in the service business until I joined our local service association. Before I became a member, I was so wrapped up in my business that I did not pay any attention to my competitors. I have been surprised at the number of my problems I have found answers for just by talking them over with fellow members in the association.”

Another dealer, who encourages his technicians to attend all of the technical and social gatherings of his association, said he has found that the fellowship of these affairs boosts the morale of his men. In commenting on it he said, “A technician takes a terrific pounding from customers day after day. Every set owner presents a different problem. Some of them are very unreasonable and make a man feel like a heel when he presents the bill for payment. But when the boys get together with other technicians and they swap experiences, it adds to their self-respect. They even find humor in their experiences with the toughest customers.”

*(Continued on page 151)*

By BOB ELDRIDGE

# Key Test Points in TV Sets



**A**LTHOUGH not marked with large signposts, there are several places in every TV set that are gratifyingly useful as initial test points. Once the fault has been observed, the function of one or more specific sections of the TV receiver falls under suspicion. The methodical technician tends to look for one or more corresponding key points in the circuit to which he can go immediately for information that will start narrowing down possibilities quickly.

The point he chooses depends on what he sees and how he interprets this information. Here is one plan of action worked out on a "symptom" basis.

## No Picture, No Sound

When the raster is normal but devoid of any picture and the sound is conspicuous by its absence as well, the most convenient point to start the hunt is at the grid of the video amplifier tube (or, if there are two stages of video, the grid of the first video amplifier).

This is easily located in an unfamiliar chassis by the cluster of peaking coils invariably found there and by the low-wattage resistor (usually about 3300 to 5600 ohms) used in the video-detector load. Any of the four spots indicated in the diagram of Fig. 1 is suitable for connection of a v.t.v.m. or oscilloscope—just clip on to whichever tag is most easily accessible.

With the set tuned to a working channel and the antenna connected, a negative voltage will appear at any of these test points if the signal is being passed through the i.f. strip and rectified by the video detector.

The most logical point to choose, if easy to get at, is the output electrode of the detector. The reason? If no sig-

nal is found here, the meter can be switched to "Ohms," and one continuity check (with the set off, of course)

*EDITOR'S NOTE: Are you a "system" man on the service bench or are you the "inspiration" type? Do you have an approach to each job based on the symptoms or do you rely on random judgment to lead you to quick revelation—when it does? The author, obviously of methodical temperament, has worked out his own technique for using certain "jumping-off" spots based on the defect. This is not the only such approach possible. However, if you are still fumbling for a fast, workable method—or even if you have found one—take advantage of his experience and ability to try his "Key system."*

will prove out all the peaking coils and the video-detector load resistor simultaneously.

The voltage appearing at this point will vary from set to set, depending mainly on the nature of the a.g.c. system. On a set with keyed or gated a.g.c., the voltage is normally between 1.5 and 3 volts over a wide range of signal strengths. If a simpler system is in use, several volts will appear on a strong signal.

If you are checking with the oscilloscope, the sweep should be set at 7875 cps or 30 cps and the vertical gain set to give a readable waveform with about 5 volts peak-to-peak signal. This point is the earliest spot in the video chain where a rectified signal is present, so it is not necessary to use an r.f. probe on the v.t.v.m. or oscilloscope.

## Is the Oscillator OK?

If it is suspected that the local oscillator in the tuner may not be working,

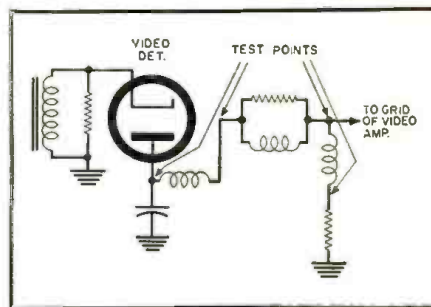
*"Jumping-off" spots in the TV receiver tell you which way to go for fast, systematic localization.*

the test point here is the grid of the oscillator tube. It may be necessary to use an adapter socket to make this measurement, if the tuner is not constructed to give easy access to this tube-socket terminal.

If an adapter is not available and the base fitting for the tube shield makes it impossible to get at the pins from above even with the tube eased partly out of its socket, a short piece of thin, insulated wire can be attached to the oscillator grid pin before reinserting the tube in its socket and the other end of the wire used as a test point. This is particularly useful where it is felt that the adapter may itself be the cause of improper stage operation.

Any conventional oscillator develops negative voltage at the grid and absence of this potential, or existence of positive potential, is proof that the oscillator is not working. Do not confuse the oscillator and mixer sections

Fig. 1. Test points in the load of the video detector. See text for choice.



of the converter during this procedure.

### The Video Amplifier

If the signal is present at the video-amplifier grid but appears to have bogged down right there, the key point of the video-amplifier stage is the cathode (assuming this electrode is not grounded).

A measurement at this point, with the v.t.v.m. set for positive volts, will show whether or not the tube is passing current. If the contrast control, shown in Fig. 2, is set to a known value (a multiple of 10 ohms makes it easy for mental arithmetic), a simple calculation using Ohm's Law will indicate the amount of cathode current passing. After a little practice, very little actual calculation is necessary. It is easy to memorize a couple of basic facts and work from there by comparison. Remember that across 100 ohms, 10 volts mean 100 milliamperes are flowing and across 1000 ohms, 10 volts mean 10 milliamperes are flowing.

### Sound Troubles

The sound section can be conveniently split in half at the output of the FM detector. In the circuit shown in Fig. 3, the sound carrier produces a d.c. bias across the 22,000-ohm resistor

which forms the ratio-detector load. This point is easy to locate in an unfamiliar chassis because there is always a relatively large filter capacitor, usually between 2 and 10  $\mu$ fd., across the load.

The presence of a few volts at this point (use the markings on the capacitor to establish the polarity), varying as the fine tuning control is moved, is a good indication that the sound i.f. is passing a signal. The actual voltage varies widely from one model to another, being anything from 2 volts in one set to maybe 40 volts in another.

There is no really well-established key point in the audio amplifier, but there is one fact which merits a lot of emphasis. The operating grid bias of the sound-output tube is the voltage existing between *cathode and grid*. This may seem rather self-evident, but many technicians, influenced by radio technique, sometimes overlook the fact that, in TV circuits, neither the grid nor the cathode is necessarily at ground potential. Certainly the key to the correct operation of the audio-output tube shown in Fig. 4 is the voltage on the grid, but this voltage only means something *when compared with the voltage on the cathode*.

The obvious way to measure bias

would be to connect the meter between cathode and grid, but this means connecting the negative lead of the meter, usually terminated with an uninsulated crocodile clip, to a point of "B+" potential. Since this can result in pain or bright sparks, it is often easier to measure both grid and cathode separately against ground and then to subtract one reading from the other. Make sure that the higher positive reading is that of the cathode.

Due to the fact that the "cathode resistor" of the stacked-"B+" output tube includes the whole i.f. strip and usually a few more stages as well, the voltage registered at the cathode does not reliably indicate the amount of current flowing. The easiest way to measure cathode current is to insert a 10-ohm resistor in series with the cathode and to measure the drop across it. Any low value will serve but, as mentioned before, 10 ohms make it easy to calculate mentally.

Plate current alone can be easily checked by measuring the drop across the plate decoupling resistor, if one is present between "B+" and the primary of the output transformer.

### Sync Troubles

The first test point in the sync section is the grid of the first tube in the sync chain, usually labeled "sync separator." Checking at this point (A in Fig. 5) with a v.t.v.m. should show negative voltage when signal is being received. The actual voltage varies over a wide range, depending on the setting of the contrast control, but we can say that we should expect at least -10 volts under signal conditions.

This is chosen as the key test point because the v.t.v.m. is of use here. If the scope is already in use, it is sensible to go straight to the plate of the tube and look for 15,750-cps "pips." If no pips or pulses are present, then the grid input can be examined. Normally a complete video-information envelope should be present at the grid, somewhat lower in amplitude than that at the video-amplifier plate but of roughly the same shape.

The clipping action of the sync separator is accomplished by the production of self-bias at the grid. As contrast is increased, the waveform applied to the sync separator grid should increase in amplitude and, to counteract this, the self-bias should also rise, keeping down conduction of the tube so that it still conducts only on the tips of the sync pulses. At no time should anything appear at the plate except pips.

If vertical lock is perfectly normal, the sync separator and phase inverter are probably working fine and the key test point is the input grid of the horizontal oscillator (or the control section in the case of Synchroguide circuit—see Fig. 6).

Again we can look for bias with the v.t.v.m. and this time the d.c. may be positive or negative. The important thing is—does the voltage vary smoothly as the horizontal-hold control

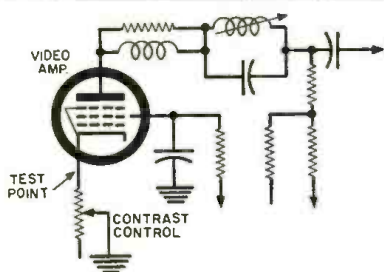


Fig. 2. Cathode voltage of the video amplifier reports on stage operation.

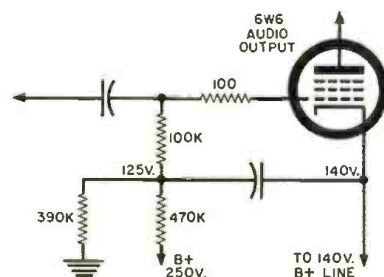


Fig. 4. Grid-cathode bias reflects operation of the audio-output stage.

Fig. 6. In the case of a Synchroguide circuit, voltage should first be checked at the grid of the a.f.c. triode section.

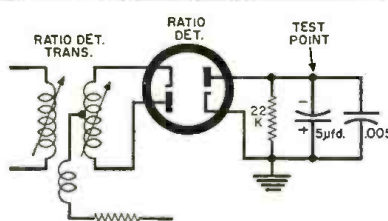
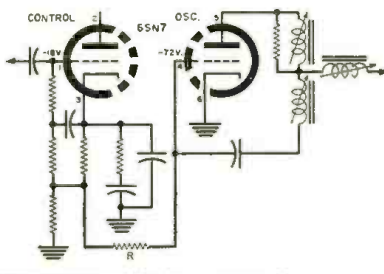


Fig. 3. The ratio-detector output load divides the audio circuits in half.

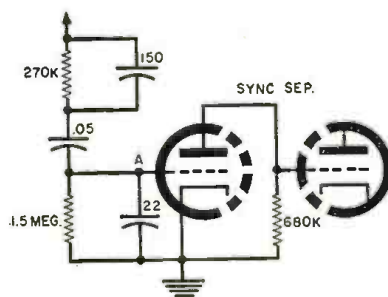
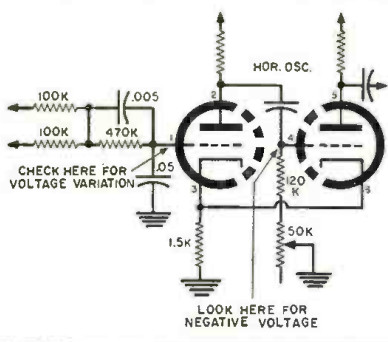


Fig. 5. Negative voltage should be at point A of the composite sync system.

Fig. 7. Both grids of a horizontal multivibrator yield useful information.



is varied? Voltage should go more positive when the hold control is turned in one direction and more negative when it is turned in the other direction. This voltage variation is produced by the a.f.c. system to compensate for the change in frequency resulting from alteration of the hold control.

### The Horizontal Oscillator

If the horizontal oscillator is suspected of being out of action, the key test point is the grid of the oscillator tube (pin 4 in Fig. 7), or if a Synchroguide circuit is used, the grid of the blocking-oscillator section. As noted earlier, an oscillator develops negative voltage on the grid as grid current flows.

However, the technician must be careful in drawing conclusions from the presence of negative voltage here. Grid current does indicate that the oscillator is working, but it need not necessarily be on 15.750 cps. Also, as shown in Fig. 6, the bottom end of the grid-leak resistor ( $R$ ) might be connected to a point of negative potential. In such cases, the voltages at each end of the grid-leak resistor should be compared.

### Horizontal-Output Stage

Opinions differ among experienced technicians on which is the key test point in the horizontal-output stage—so let's settle for both and accord them equal merit. The control grid should show negative voltage due to grid current produced by drive from the horizontal oscillator. This varies a great deal from set to set, but 20 to 25 volts is the average. See Fig. 8.

Provided there is a cathode resistor, the positive voltage on the cathode will indicate how much current is passing through the tube. If there is no drive or if the plate-load impedance is upset by a fault beyond the tube, plate current will be excessive.

### Vertical Deflection

The key point in the vertical oscillator is, again, the grid. Negative d.c. voltage is what we look for, of course. However, the grid is *not* as reliable a test point when it comes to the vertical-output tube. There is usually negative potential here but, with certain vertical-linearity and vertical-hold settings, there may be zero volts.

Often under signal conditions, a flickering of voltage will be observed on the output-tube grid. This would seem to indicate a leaking coupling capacitor, but a new, perfect replacement will leave the condition uncorrected. Don't let this phenomenon throw you.

### A.G.C. Circuits

The point which offers the best indication of whether or not a keyed or gated a.g.c. section is doing its job is that shown as A in Fig. 9. The same d.c. exists at the plate of the a.g.c. tube but there is also a high-amplitude pulse here, derived from the horizontal-

output stage, which may not improve the operation of the v.t.v.m.!

Most circuits have a voltage-divider network (in Fig. 9, the 330,000-ohm and 33,000-ohm resistors), which establishes the i.f. bias voltage at a certain proportion of the negative voltage developed at point A. Thus, at the key test point, there is something like 30 volts on a medium signal rising to maybe 50 on a strong one.

Although a measurement at this point will show whether or not the a.g.c. circuit is functioning, it cannot indicate whether the *correct amount* of a.g.c. voltage is being produced to compensate for the particular signal level being received. Fortunately, another test point is perfect for this purpose. This is the video-detector load resistor, referred to previously under the section "No Picture, No Sound."

The purpose of a.g.c. is to maintain a relatively constant level of output from the i.f. strip for a varying level of r.f. input to the tuner. Therefore, if the a.g.c. department is doing its job properly, the voltage across the video-detector load resistor should remain approximately constant when the channel selector is switched to signals of varying field strength. If only one channel is available, the same test can be made by alternately tightening and loosening the antenna coupling to produce the same effect as strong and weak signals, respectively.

If the test is made with the oscilloscope, noting the amplitude of the sync pulses will provide a good check on a.g.c. action. If you are using the v.t.v.m. to measure the d.c. bias across the detector load resistor, remember that this d.c. voltage is dependent on the *character* of the picture information as well as the sync-pulse amplitude. The meter reading is an indication of the *average black level* of the signal. Thus, for a given strength of carrier, more black in the picture produces a higher d.c. voltage across the load resistor.

A test pattern, for example, has a very low average black level. An examination of one such will show that only about one-twentieth of the total area of the picture is black or dark gray. The d.c. voltage produced across the load resistor by a test pattern is therefore much lower than that produced by the average transmitted program material on the same channel. This factor should be taken into account in making checks.

### Sync-A.G.C. Interaction

The a.g.c. test point and procedure will solve many a perplexing sync gating problem in sets which utilize circuitry essentially similar to that shown in Fig. 10. The sync gating control, once set on the strongest station for stable sync, should hold good on weaker stations without having to be reset.

When it is found that different settings of the sync gating control are necessary to stabilize different signals, the technician usually starts to dig

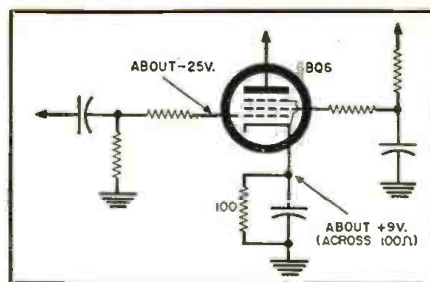


Fig. 8. In the horizontal-output stage, two check-points have earned equal merit.

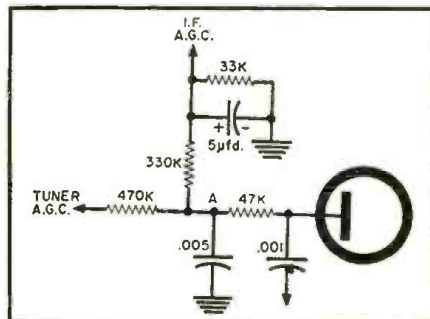


Fig. 9. In keyed-a.g.c. circuits, point A is convenient for checking, as it is isolated from the keying pulse.

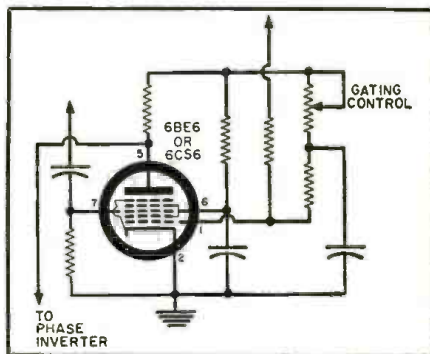


Fig. 10. Puzzling faults with sync-gating circuits are often a.g.c.-caused.

into the sync stage for a faulty component—but the trouble is usually in the a.g.c.! The basic test for a.g.c. effectiveness—measurement of the signal across the video-detector load resistor when changing from channel to channel—will prove it. Correct operation of the sync gating stage depends on the presence of a reasonably constant signal amplitude at the grid—and the reason for existence of the a.g.c. section is to accomplish exactly that. This same inter-relationship applies to certain types of noise-cancellation circuits.

### Note on Cascode Tuners

In tuners where the cascode stage is fed from the 250-volt line through a decoupling resistor (usually about 1000 ohms), a guide to the operation of the stage can be gained by a measurement of the voltage drop across this resistor. However, don't rely too heavily on the figures given in the tube manual when figuring how much current flow to expect under normal conditions. In the struggle to reduce snow level, cascode

(Continued on page 96)



By JOHN T. FRYE

### CUSTOMER CUES

IT WAS October and the landscape was aflame with "Living Color." The morning was a perfect setting for the fall beauty. Barney stood for a moment before entering the shop looking at the morning-glory blue of the sky overhead, breathing deeply of the cool clean air rising from the dew-wet grass, and noting appreciatively the way the sun splashed its warm light on the red, green, purple, and russet leaves of the trees across the street. He heaved a little sigh and turned and entered the shop.

"Hey, boss," he greeted Mac, his employer, "Nature really has the color control turned full on today."

"Yep," Mac said as he flipped a little a.c.-d.c. chassis over on its back; "and did you notice that she always has the hue control set just right?"

"That's more than I can say for a lot of our customers," Barney remarked as he took his shop coat from the closet. "Most of them can't even tune a little radio like the one you're working on."

"Why do you say that?" Mac asked with a quizzical look.

"'Cause it's true. You know what a sloppy job of tuning ordinary black-and-white TV sets most people do."

"No I don't," Mac demurred. "People usually have a little trouble right at the beginning, but it's been my experience that most of them learn to do a pretty creditable job of adjusting the set, especially if the person who installs it does his job and gives them adequate instructions. They usually do not have the foggiest notion of what turning each knob actually does and quite often they cannot tell someone else how to adjust the receiver, but still and all most people manage to adjust their own sets so as to produce a good picture. They just keep twisting the knobs and watching the picture and listening to the sound until they stumble on a procedure that gets results. Eventually they act almost instinctively to correct any picture fault that shows up."

"One man's opinion!" Barney grunted.

"It's more than that," Mac insisted. "Recently a group at Iowa State College made a study for the FCC of just how well the average TV viewer adjusted his receiver and they were surprised to learn he does a darned good job of it. They found out he was just as capable of distinguishing between a good and bad picture as were the engineers—something few technicians will ever believe—and the great majority of viewers could set the controls to get the best possible picture."

"Maybe so," Barney admitted grudgingly; "but they certainly talk a lot of gibberish. They call a ghost a 'shadow,' confuse the contrast and brightness controls, and talk about the picture as being 'soft,' 'hard,' 'smooth,' 'grainy,' and goodness knows what all else."

"No law says they have to use our technical vocabulary. Keep that in mind. Instead of laughing at their terms, try hard to understand exactly what they mean. And along the same line, when you're making a house call, always try to maneuver the set owner into turning his receiver on and adjusting it if you can."

"Why?"

"For several reasons. For one thing, that relieves you of the necessity for hunting out the right controls. We know there's no reason in the world why a technician should have in mind the exact location of every control on hundreds of different models of TV receivers, but the customer can't grasp this. When he sees you fumbling around for the knob that turns the set on, he jumps to the conclusion you don't know much about his particular set."

"I'll buy that."

"Also, if he IS misadjusting his receiver, you have a chance to catch him at it. Of course you never tell him he has been doing something wrong, especially if his wife's in the room. You simply do it right and make sure that he sees how you do it. I am 'agin' the tendency of many technicians to regard their customers as being one cut above complete idiots. I know this makes for a lot of very funny smart aleck talk

among technicians—telling what stupid boo-boo's their customers pull—but it is a dangerous pitfall for a technician. He wants the respect of his customers, but it's pretty hard to get respect unless you give it. And it's a cheap feeling of superiority you get from anointing yourself with the ego-salve of narrow technical knowledge. Insist on doing that and you are laying yourself wide open to being considered a moron by the doctor, lawyer, chemist, jeweler, automobile mechanic, and hundreds of other trades and professions."

"Don't worry about me," Barney said. "Now and then I get a little impatient because a customer has some wacky electronic idea or seems a little slow about grasping what I'm trying to tell him; but I don't pop off about what I think. Not to change the subject, how are you making out with that little receiver. I put in an hour on it last evening without finding out what was producing that funny squelch effect."

Before answering, Mac tuned the little receiver across the band. There was absolute silence between stations with no trace of normal hiss; but when strong stations were tuned in, the reception seemed normal.

"What all did you try?" Mac asked his assistant.

"Well, a gassy tube will often cause that; so I changed the mixer, i.f. tube, and the combination detector-a.v.c.-first-audio tube. No dice. Then I decided maybe the audio coupling capacitor was open until a strong signal temporarily bridged the break, but paralleling it with a good capacitor made no difference. Next I checked the a.v.c. resistors to see if any were open or had seriously changed value. All were OK. By then it was time to knock off."

"And if I know you, you dropped the solder gun at the first stroke of the clock," Mac growled. "Let's get out the signal tracer."

The signal was easily traced through the mixer, the i.f. amplifier, and right up to the secondary of the second i.f. transformer; but there it disappeared. That is, it disappeared until a strong signal was tuned in. When a weak signal was being received, the signal was present across the transformer primary, but it could not be picked up across the secondary.

Mac laid aside the signal tracer probe and flipped on the v.t.v.m. Carefully he checked the voltages at the pins of the 12AT6. When the probe was touched to the diode detector plate, a small positive voltage was noticed. Mac tried another tube without changing the condition. Then he picked up the diagonal cutters and cut the lead going from the i.f. transformer secondary to the diode plate. The voltage appearing on the cut transformer lead became still more positive. Quickly and deftly Mac cut loose the leads of the small slug-tuned transformer and lifted it out of the chassis. He switched to the ohmmeter and measured the resistance appearing between the two windings.

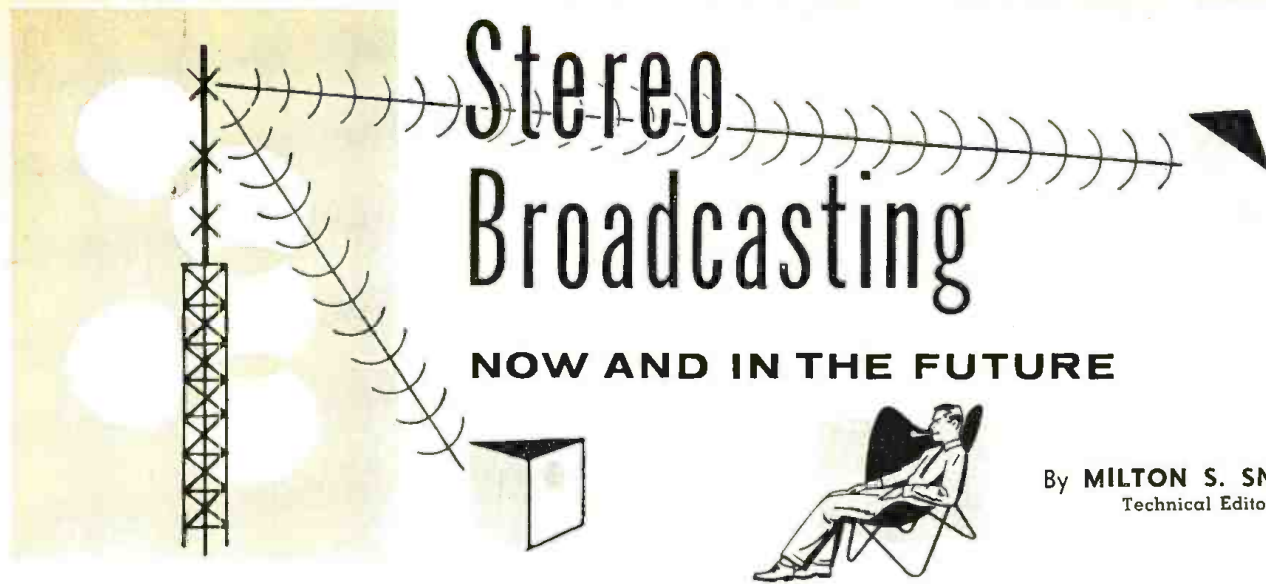
(Continued on page 124)



# Stereo Broadcasting

NOW AND IN THE FUTURE

By MILTON S. SNITZER  
Technical Editor



**T**HE stereo fever is all around us. Stereo records and stereo tapes are—like June—"busting out all over" along with a complete array of phono cartridges, tape heads, and assorted electronic gear to go along for the ride. But we must not overlook the fact that a good many of our broadcast stations are converting to stereo too; some of them have already done so. This means that not only will we be able to play our own stereo but we can pick up some of the increasing number of stereo broadcasts, both live and recorded, that are being transmitted daily. As interest in stereo mushrooms, there is no doubt that stereo broadcasts will increase.

## AM-FM and FM-FM Stereo

Up until now the most common methods of broadcasting stereo programs were by means of an AM and an FM station or by means of two FM stations. With the AM-FM method, one channel is picked up on an AM tuner or receiver while the second channel is picked up on its FM counterpart. There are several AM-FM tuners available having two separate outputs, one AM and the other FM, for receiving this type of program. Usually the two stations are affiliated with the same broadcasting company or some co-operative arrangement is made between two separately owned stations. This method has produced some good results. However, critics of the method argue that the system is wasteful of spectrum space since two complete stations are required. Also, reception of the AM channel may leave something to be desired. The signal-to-noise ratio and frequency response on AM is usually poorer than on FM and the coverage of the two signals may not be the same. As a result, the two channels will not be identical and the stereo effect will suffer.

With the FM-FM method, two separately owned stations usually co-operate so that one of the FM stations is broadcasting one of the stereo chan-

nels while the other FM station is transmitting the other channel. With this arrangement, two separate FM tuners would be required to receive the stereo program. The FM transmitters should be reasonably close to each other and of about the same power so that both channels are received equally well. Of course, two complete FM channels are required.

## AM Single-Sideband

Several AM stations have recently experimented with a type of compatible single-sideband transmission that can be picked up on an ordinary broadcast set. (See "SSB Broadcasts Promise Hi-Fi" in our August, 1957 issue.) In this system only one of the two sidebands normally found in AM transmission is used. Although the system was not designed with stereo in mind, it would be possible to use one of the sidebands for one of the stereo channels, while the other sideband could be used for the other stereo channel. With this method, which is strictly AM, special circuits would be needed at the receiver to separate the two sidebands.

## FM-Multiplex

When stereo broadcasts of the future are discussed, the FM-Multiplex method is invariably brought up. As a matter of fact, many FM tuners al-

ready have a built-in "Multiplex output" jack for this possible use. With this method one of the stereo channels is transmitted by the FM station over its main channel. The other stereo channel is stepped up in frequency at the transmitter and the resulting supersonic signal is used to modulate the same FM carrier. This supersonic signal is said to be a sub-channel that has been multiplexed onto the carrier. If the transmitting equipment permits it, it would even be possible to have a second sub-channel multiplexed onto the same carrier.

At the receiver, the regular output from the de-emphasis network is obtained from the de-emphasis network. This reduces the high-frequency response to such an extent that none of the higher frequency sub-channels appears in this "regular output" channel. See Fig. 1. That part of the signal that is tapped off before de-emphasis (hence with all the higher sub-channel frequencies still present) is then applied to a special multiplex adapter. This unit, which could readily be made to sell for about 40 to 60 dollars, steps down the frequency of the multiplexed sub-channel to the audible range. After proper frequency selection, detection, and amplification, the output of the second channel is available.

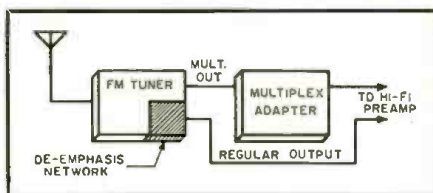
At present the FCC has issued experimental-only licenses for this type of operation. But far more use is being made of FM-Multiplex for background music and storecasting than for stereo. As a matter of fact, there are over 51 FM stations now offering this latter service, compared to only 8 that have tried out the stereo broadcasts.

Although there are no official technical standards, most stations operate as follows. The first sub-channel uses a center frequency of 67 kc. with a deviation of  $\pm 8$  kc., thus using the space

(Continued on page 132)

*Stereo is available on-the-air too. Here are some of the methods now in use and proposed for the future.*

Fig. 1. Block diagram showing the use of a multiplex adapter with FM tuner. Two channels, obtained from a single FM station, are fed to a stereo preamp.





## Stereo Disc

**I**N 1931 a British patent (#394,325) by A. D. Blumlein described a stereo disc having but a single groove similar to the 45-45 disc now being produced in this country. Mr. Blumlein, in his patent application, also discussed at length many of the problems associated with stereophonic recordings.

He discussed other possible stereo disc recording methods, such as the vertical-lateral system, but dismissed them as impractical. In 1936, Rafuse and Keller of *Bell Telephone Laboratories* patented a vertical-lateral cutter described in U. S. Patent #2,114,471. This cutter could also cut 45-45 stereo discs.

In 1952 Mr. Emory Cook produced stereo discs with two separate grooves which required two independent pickups for playback and, of course, two independent cutters for recording.

Recently there has been a flurry of technical activity in both the USA and abroad to produce a stereo disc capable of high-fidelity sound. At the New York High Fidelity Show in October of 1957, two systems were demonstrated: the 45-45 and the vertical-lateral. Both of these systems were well received and a number of industry committees held meetings to decide which system to adopt. After a series of meetings a decision was reached by the RIAA (Record Industry Association of America) to adopt the 45-45 system as standard.

A recent arrival on the scene, the MSD, or "Minter Stereo Disc," was announced to the industry committees in November and December, 1957 and demonstrated to them in January, 1958. A still later stereo disc variation was announced by Dr. Peter Goldmark of *Columbia* in March, 1958. Dr. Goldmark's system is really a modifi-

cation of the existing 45-45 system and will be discussed later.

To classify these various systems, Table 1 has been prepared. In the second column of this chart the different groove motions are sketched, while the other columns list some of the important characteristics.

### 45-45 System

The two stereo channels, right and left, are recorded on a 45-45 disc at 45 degrees to the surface of the record. Since these two movements occur at 90 degrees to one another, the cross-talk between channels is theoretically zero. If this 45-45 record is played with a stereo pickup designed with two responsive elements suitably oriented, the cross-talk ratio or separation is better than 20 db (ten to one) over most of the frequency range. If this special pickup has its dual outputs parallel-connected electrically, a monaural (lateral) record can be played with good results—in this sense the pickup is compatible with existing lateral recordings. If the leads are not connected in parallel electrically but are left connected to each individual amplifier and speaker system, some distortion will result due to the "pinch effect" inherent in lateral monaural recordings. This pinch effect results in vertical movement of the stylus which is normally not reproduced by a lateral pickup.

If the 45-45 disc is played with a standard lateral pickup, the record may be damaged unless the pickup has adequate vertical compliance (freedom from vertical movement). In this sense the 45-45 disc is not fully compatible with existing monaural pickups.

Originally a standard one mil tip radius was used for playing the 45-45 records; however practical experience

has led to use of 0.7 mil tip radius. A recent survey of the industry shows a further decrease in tip radius as being desirable—perhaps to 0.5 mil. Fortunately tip radius size can be changed within these limits, since most master records are made with a 0.2 mil tip radius on the cutting stylus. Use of a smaller tip radius implies the reduction of stylus force, if record wear is to be avoided.

The playing time without automatic margin (spacing) control is less than a conventional LP because of the increased space occupied by the 45-45 groove. Fortunately the proper combination of automatic margin and automatic depth control makes it possible to increase the playing time up to about the same as a standard LP. The maximum playing time will remain shorter than a monaural LP designed for the same playback tip radius and utilizing the same efficiency of automatic margin and depth control.

Since a 45-45 pickup responds to both vertical and lateral vibration, vertical rumble in the turntable will produce undesirable disturbances unless means are taken to reduce it. Two approaches have been made by the industry in this direction: first, improvement of the turntable design to reduce rumble at its source and second, the reduction of sensitivity in the pickup cartridge to low-frequency (where rumble occurs) vertical motion. Fortunately, these two approaches have helped reduce vertical rumble to an acceptable level.

### Vertical-Lateral

In the vertical-lateral system the two stereo channels are recorded simultaneously in a single groove by modulating the groove laterally in re-



The author received his B.S. degree in electrical engineering in 1934 from M.I.T. In 1935 he was employed by Boonton Radio Corp. in the development of i.f. transformers and, in 1936, he was active in developing aircraft radio receivers at Radio Frequency Laboratories in Boonton, New Jersey. Mr. Minter organized Measurements Corp. in 1939, which company specialized in field-intensity measuring equipment and standard signal generators. He was vice-president of Measurements Corp. until 1953, when he resigned to devote his full time to Components Corp., of which he has been president since 1946. Mr. Minter is active in a good many professional societies and has served as president of both the Radio Club of America and the Audio Engineering Society. He has served on numerous Standards Committees and holds several patents in the audio field. Recently he has been active in the disc-recording field, having developed the "Hydrofeed" lathe and MSD stereo disc recording system.

A comprehensive summary and comparison of the various systems used to record stereo on discs.

# Recording Methods

By **JERRY B. MINTER** President, Components Corp.

sponse to, say, the right channel and the groove vertically in response to the left channel. This system was proposed as a standard by *London Records* in close cooperation with *Telefunken* and *British Decca*. It is called "Teledec," a coined word derived from these two latter company names. Quite possibly this system may be used to some extent in Europe.

Since the motion of the groove occurs in two directions at the same time, the technique has many features in common with the 45-45 system. For example, a 45-45 pickup can be modified by electrical circuitry to play a vertical-lateral record stereophonically. Likewise a vertical-lateral pickup can be also modified electrically to play a 45-45 disc.

Unfortunately the vertical-lateral system is not compatible with a monaural record, since only one channel would be reproduced when it is played with a lateral pickup.

The playing time of a vertical-lateral disc will be shorter than a monaural LP for much the same reason as given in connection with the 45-45 disc. Undoubtedly some of this playing time can be recovered by proper application of automatic margin and depth control as in the 45-45 system.

As for vertical rumble—this vertical-lateral system has it in just one channel—but this is probably worse, since reduction of low-frequency response of either channel cannot be employed as a means of reducing rumble in a truly hi-fi system. Therefore all of the improvement will have to originate in the turntable.

Undoubtedly the combination of the various shortcomings just listed resulted in elimination of the vertical-lateral system as a contender for acceptance in this country. Neverthe-

less demonstrations of the vertical-lateral system were very favorably received last October and further European developments will be watched with interest.

## Cook

Two separate grooves, one for the right and one for the left, are spaced about 1½ inches apart on the Cook stereo record. Two separate pickups are used on a special double arm for playing these records. Of course, two standard LP pickups could be used and these are generally available at lower cost than the special 45-45 stereo cartridges.

Unfortunately less than half of the playing time can be had on a Cook record as compared to a standard monaural LP. This is a serious limitation—perhaps a smaller stylus and finer grooves would help here—but still on an equal basis the Cook stereo disc is one-half as efficient in utilization





of the record surface that is employed.

Vertical rumble is no special problem with the Cook disc—but there are some new problems not common to any other system: The spacing between groove pairs is not maintained accurately in production of the pressings. This variation results in groove jumping of one of the pickups so that the two channels are no longer "in sync"—a truly disturbing experience. Then, too, it is difficult to start them off "in sync." The physical problem of trying to start two different pickups exactly the correct number of lines apart was never solved in most of the commercial arms offered for sale. Cook stereo discs are no longer being made in this country.

## MSD

The "Minter Stereo Disc" was described in the April, 1958 issue of this magazine ("All-Lateral Stereo Disc (Continued on page 112)

Table 1. Characteristics of the stereo disc recording systems discussed in text.

NAME	SECTION OF GROOVE	COMPATIBILITY (with monaural)	PICKUP	PLAYING TIME (compared to LP's)	VERTICAL RUMBLE SUSCEPTIBILITY
45-45		Yes*	Special	Shorter	Yes*
Vertical-Lateral		No	Special	Shorter	Yes
Cook		Yes	Standard	Less than half	No
MSD		Yes	Standard*	Same*	No

\*With qualifications, see text

# Stereo Glossary

By HERMAN BURSTEIN

## TOPICAL LISTING OF TERMS COVERED IN GLOSSARY

### FORMS OF AUDIO REPRODUCTION

1. Monaural
2. Monophonic
3. Binaural
4. Stereophonic
5. Pseudo-Stereo
6. Coded Stereo

### SOUND CHANNELS

7. Channel
8. Phantom Channel

### STEREO OVER THE AIR

9. Stereocasting
10. Simulcasting
11. Multicasting
12. Multiplexing

### STEREO ON PHONO DISCS

13. Dual-Groove Record
14. Single-Groove Record
15. Carrier-Frequency Stereo Disc
16. CBS Stereo Disc
17. Minter Stereo Disc
18. Vertical-Lateral Stereo Disc (Sugden: London)
19. Westrex Stereo Disc (45-45: Vector)

### STEREO ON TAPE

20. In-Line Head
21. Stacked Head
22. Staggered Heads

### FEATURES OF STEREO AMPLIFIERS

23. Balance Control
24. Focus Control
25. Master-Gain Control
26. Tracking
27. Phase Reversal Switch
28. Speaker Reversal Switch

### STEREO MICROPHONE TECHNIQUES

29. Left-Right Recording (Classical)
30. Listening Angle Principle
31. Longitudinal Recording
32. Mid-Side Recording (M-S)
33. Stereosonic Recording

### DIFFERENCE FREQUENCY PRINCIPLE

34. Difference Frequency
35. Sum Frequency

### STEREO PROBLEMS

36. Hole-in-the-Center Effect
37. Dummy Speaker
38. Matching
39. Cross-Talk

THE advent of stereo has added new terms to the audio vocabulary and given special meaning or emphasis to old terms. The following glossary seeks to explain most of the stereo terms that, at the time of writing, appear of significance to the audiophile. Common usage rather than semantics underlies these definitions. Unless otherwise stated, it should be understood that reference is to two-channel stereo, the only kind generally available to the public at the present time. Terms are not defined generally but only insofar as they apply to stereo usage.

Since an alphabetical arrangement of stereo terms would make for helter-skelter reading, they have been arranged according to topic instead. In

*To understand stereo you must know the language.  
Here are the most important terms and their meanings.*

order that the reader may quickly locate a term in which he is interested, a "Topical Listing" is included, left. Any term in the listing can be located in the glossary by number.

#### Forms of Audio Reproduction

**1. Monaural:** Audio information on one sound channel. Usually, although not necessarily, associated with one speaker system.

**2. Monophonic:** Same as monaural. Term coined as the counterpart of stereophonic.

**3. Binaural:** Audio information on two sound channels, intended for reproduction by earphones, one for each channel. Usually recorded by two microphones about six inches apart, with an intervening partition, thereby simulating the manner in which the human ears intercept sound.

**4. Stereophonic:** Audio information on two (or more) sound channels, intended for reproduction by an equivalent number of speaker systems. Recorded by various techniques. Stereophonic recording is still in a highly experimental stage and therefore it is not yet possible to identify stereophonic reproduction with particular types or placement of microphones.

**5. Pseudo-Stereo:** Devices and techniques for obtaining from a single channel source some of the qualities associated with stereo. Simplest method is to feed the single-channel source to two speaker systems spaced several feet (or more) apart. One method, commercially known as "Xophonic" (made by *Radio Craftsmen*), acoustically delays all the frequencies by about 1/20th second by passing them through a long tube then feeding them to a second speaker. Other devices operate electronically, achieving a time delay which varies with frequency; this tends to have the effect of spatially distributing the various orchestral instruments. Also see Coded Stereo, Item 6.

**6. Coded Stereo:** Known in one form as "Perspecta Sound," employed in theaters. Consists of single channel audio accompanied by a sub-sonic code signal that controls the volume of sound fed to speakers at the left, center, and right. Thus if drums are to appear on the left, the coded sub-sonic

signal causes the system to supply relatively more power to the speaker on the left when the drums are playing. (See "A New Approach to Hi-Fi Stereophonics" in the August, 1956 issue and "Coded Stereo for Hi-Fi" in the June, 1957 issue.)

#### Sound Channels

**7. Channel:** A signal pathway for conveying audio information during recording, transmission, or reproduction; also refers to the audio information so conveyed. Where more than one channel is employed, they differ from each other in at least one, but not necessarily all, of the following respects: frequency content, relative amplitude of various frequencies, phase, arrival time, reverberation. Typical stereo employs two channels, one intended for a speaker at the left front of the listener and the other for a speaker at the right front. By operating both channels at once, the total sound is conveyed to the listener, including a sense of direction. The left channel and speaker are identified by the number 1 or letter A. The right channel and speaker are identified as 2 or B. In recording, a third sound channel is often employed, designed to pick up the sound in the center. However, for conventional stereo, which employs only two channels in the final program source (radio, disc, or tape), the signal of the center channel is mixed with the program material of both the left and right channels.

**8. Phantom Channel:** Some stereo reproducing systems employ a speaker in the center as well as at the left and right, although the program source contains only two channels. The signals in the left and right channels are electrically combined to form a phantom channel, which is fed to the center speaker.

#### Stereo Over the Air

**9. Stereocasting:** Broadcasting two sound channels for stereo reproduction. There are now three techniques, listed according to present extent of usage: simulcasting, multicasting, and multiplexing. These are described in Items 10, 11, and 12.

**10. Simulcasting:** Broadcasting a stereo program by means of an AM

and FM station (usually jointly owned). Requires an AM and an FM tuner.

**11. Multicasting:** Broadcasting a stereo program by means of two FM stations. Requires two FM tuners.

**12. Multiplexing:** Broadcasting a stereo program by means of a single FM station. One sound channel is broadcast in the conventional manner. The other channel frequency modulates a subcarrier of either 67 kc. or 42 kc. The conventional FM tuner detects the first channel and the subcarrier. A multiplex adapter, which in the future may possibly be incorporated on the same chassis as a conventional FM tuner, extracts the second channel from the subcarrier.

### Stereo on Phono Discs

**13. Dual-Groove Record:** Employs an outer set of grooves for one channel and an inner set for the other channel. Requires two cartridges side-by-side for playback. Cartridge alignment must be precise so that the stylus of each will enter the proper groove. This method is no longer in commercial use.

**14. Single-Groove Record:** Employs a single set of grooves for stereo material and requires only one cartridge with one stylus for stereo playback. There are two basic methods: those employing both vertical and lateral modulation of the groove; and those employing only lateral modulation (in the manner of a monaural record) together with a modulated carrier frequency. The vertical-lateral techniques are embodied in the Vertical-Lateral Stereo Disc, the CBS Stereo Disc, and the Westrex Stereo Disc (although in this latter method the cutting angles are shifted 45 degrees). The lateral techniques include the Carrier Frequency Stereo Disc and Minter Stereo Disc.

**15. Carrier-Frequency Stereo Disc:** One channel is cut laterally in the usual manner. The second channel is employed to frequency modulate a supersonic carrier frequency, which is also cut laterally. The playback cartridge delivers the signal for one channel plus the carrier frequency containing the other channel. The carrier must then be demodulated to furnish the second channel.

**16. CBS Stereo Disc:** Developed by the Columbia Broadcasting System, this disc is cut vertically and laterally. But it may be played back on a 45-45 cartridge, which has two elements, one responding to stylus motion at an angle of 45 degrees to one side of vertical and the other element responding to stylus motion at a 45-degree angle to the other side of vertical (See discussion of Westrex Stereo Disc). The sum frequency of the two sound channels,  $A + B$ , is cut laterally. This is done at a much reduced level. In playback, the 45-45 cartridge acts as a matrixing device, so that one of its elements delivers essentially an A signal while the other

delivers essentially a B signal. (See "New Compatible Stereo Disc" in the June, 1958 issue.)

**17. Minter Stereo Disc:** The sum of the two channels, namely  $A + B$ , is cut laterally. The difference between the two channels,  $A - B$ , is obtained electrically and employed to frequency modulate a 25 kc. carrier, which is also cut laterally. In playback, a monaural type pickup (responding only to lateral stylus motion) with relatively flat response to 30 kc. is used. While the cartridge immediately delivers the  $A + B$  information, special electronic equipment is used to obtain the  $A - B$  information and to mix it with the  $A + B$  signal so as to derive separate A and B signals. The technique for doing this is illustrated in Fig. 1. The  $A - B$  signal is extracted by an FM detector and combined with the  $A + B$  signal to produce A information; then the  $A - B$  signal is phase inverted to form  $B - A$ , which is combined with the  $A + B$  signal to produce B information.

**18. Vertical-Lateral Stereo Disc:** Identified with the names of Sugden and of London Record Co. The groove is cut vertically for one channel and laterally for the other. The playback cartridge contains two elements, one responding to vertical stylus motion and the other to lateral stylus motion.

**19. Westrex Stereo Disc:** Also known as the 45-45 Disc or Vector Disc. The record groove is in the form of a "V" and each wall of the "V" is at 45 degrees to vertical. The left wall is recorded so that it contains channel A information (for the left speaker) and the other wall contains channel B information. The signal for the left speaker causes the stylus to move at a 45-degree angle to vertical, namely from bottom left to top right; that is, the left side is cut in a manner that causes the stylus to move slantwise along the right wall. The right channel causes the stylus to move from bottom right to top left, along the left wall. A combination of signals from both channels causes the stylus to move in some intermediate position. The cartridge employed for playback—the so-called 45-45 cartridge—contains two elements, one responding to stylus motion at an angle of 45 degrees to right of vertical and the other responding to stylus motion at an angle of 45 degrees to left of vertical.

### Stereo on Tape

**20. In-Line Head:** Consists of two tape heads in a single casing, one mounted directly above the other so that their gaps are in exact vertical alignment. If the stereo tape runs from left to

right, the upper head reproduces (or records) the left channel and the lower head the right channel. The in-line playback head is suitable only for a recorded stereo tape with one channel directly above the other. It is not suitable for a staggered tape (see Item 22).

**21. Stacked Head:** Same as In-Line Head.

**22. Staggered Heads:** Separate heads, spaced about  $1\frac{1}{4}$ " apart, for playing (or recording) the upper and lower halves (tracks) of a stereo tape. If the tape runs from left to right, the head on the right is for the right channel and operates on the lower track of the tape. Staggered heads are suitable only for the recorded tapes with tracks staggered in corresponding fashion. Staggered heads and staggered tapes are virtually obsolete.

### Features of Stereo Amplifiers

**23. Balance Control:** Device on a stereo amplifier to vary the volume of each speaker system relative to the other, at the same time maintaining their combined volume virtually the same. As one speaker increases and the other decreases in volume, sound appears to shift from left to center to right or *vice versa*.

**24. Focus Control:** Same as Balance Control.

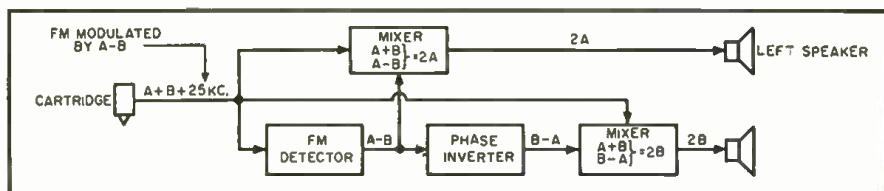
**25. Master Gain Control:** Device on a stereo amplifier to simultaneously control gain of both channels.

**26. Tracking:** A function of the master gain control in a stereo amplifier, namely to maintain the same *difference* in volume between the two channels at all settings of the control. This difference, which may be zero (representing equal volume from each speaker), depends upon the setting of the balance control. Good tracking exists if the master gain control at any setting does not cause the difference between channels to change by more than 1 or 2 db.

**27. Phase Reversal Switch:** Device on a stereo amplifier, or in a speaker system, for shifting phase by  $180^\circ$  on one channel. This can mean merely interchanging the two leads to one of the speaker systems. If stereo speakers are improperly phased relative to each other, sound may appear to come from the center instead of having wide spatial distribution. Improper phasing can also lead to partial cancellation at some frequencies due to one speaker diaphragm moving in while the other is moving out.

**28. Speaker Reversal Switch:** Device on a stereo amplifier for connecting the left channel to the right speaker and *vice versa*. May be a means of

Fig. 1. Simplified block diagram of electronics used in playback of Minter disc.



correcting for improper left-right orientation in the program source.

### Stereo Microphone Techniques

**29. Left-Right Recording:** Also known as classical stereo recording. Microphones are placed at left and at right on a line parallel to the sound source. Usually the microphones are placed 6 to 20 feet apart; sometimes more in order to enhance the effect of spatial distribution. For binaural reproduction (through earphones), the microphones are usually placed about six inches apart, with an intervening object to simulate the human head. Sometimes, although infrequently, the latter technique is employed for stereophonic purposes. At frequencies where the stereophonic effect is most pronounced, namely above 1000 cycles, there are substantial phase differences in the sounds reaching each of the two closely spaced microphones. Hence, even though the speakers used in reproduction are several feet apart, there can be some kind of stereophonic effect resulting from pickup by microphones only six inches apart. When microphones are spaced a substantial number of feet apart, often a center microphone is also employed. At some stage in the recording process, the sound of the center channel is added to left and right channels.

**30. Listening Angle Principle:** A principle sometimes employed in Left-Right Recording. The microphones at the left and right, as shown in Fig. 2, are spaced so that they are on the angle formed between a listener in a favorable seat at the original performance and approximately the extreme ends of the music source. It is intended that the same angle should be formed between the listener and his two speaker systems, more or less. Hence the microphones and the speakers, through a common angle, in effect attempt to put the listener in the

"favorable seat" he might have occupied at the original performance.

**31. Longitudinal Recording:** Microphones are spaced along a line at right angles to the music source (i.e., from front to back). The result is a time delay between channels, as well as differences in amount of reverberation; typically, the microphone closer to the source picks up more direct and less reverberated sound.

**32. Mid-Side Recording:** Referred to as M-S Stereophony. See Fig. 4. Employs one cardioid microphone and one cosine (figure-8 polar pattern) microphone very close together. The cardioid is oriented to pick up all the audio information, which may be called  $A + B + C$ , with A representing the left, B the right, and C the center. The cosine microphone is placed so that its figure-8 reception pattern is parallel to the sound source, thereby picking up more of the sound on the left (A) and on the right (B) than in the center. The A sound picked up by the cosine microphone is  $180^\circ$  out-of-phase with the B sound inasmuch as the microphone has but one pressure-sensitive element, which obviously cannot move two ways at once. Hence the sound picked up by the cosine microphone may be called  $A - B$ . Fig. 4 shows how the signals of the two microphones are combined. The  $A - B$  signal plus the  $A + B + C$  signal produces a  $2A + C$  signal. The  $A - B$  signal is then combined out-of-phase (thus becoming  $B - A$ ) with the  $A + B + C$  signal, producing a  $2B + C$  signal. In sum, one channel contains information principally from the left, and the other contains information principally from the right; each also contains some center information.

**33. Stereosonic Recording:** Similar to Mid-Side Recording, it employs two microphones very close together and relies largely upon intensity differences in the signal picked up by each

one. As shown in Fig. 3, each microphone has a figure-8 pattern, oriented  $45^\circ$  to the sound source. One microphone picks up sound essentially from the left, while the other picks up sound essentially from the right. If desired, a combined output signal can be obtained from the two microphones in a manner similar to that shown in Fig. 4 for Mid-Side Recording.

### Difference Frequency Principle

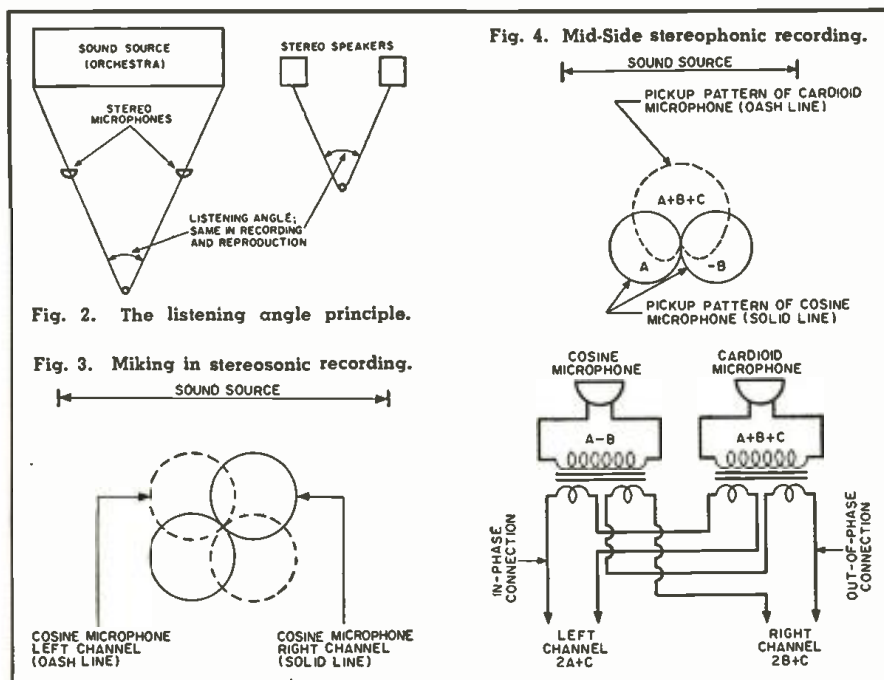
**34. Difference Frequency:** Signal representing, in essence, the difference between the left and right sound channels, namely  $A - B$ . Usually obtained by simple electronic means (one signal is phase inverted  $180^\circ$  and then added to the other signal); also achieved by microphone techniques (see Mid-Side Recording, Item 32). Use of a difference frequency in recording, radio transmission, etc. is an application of information theory, enabling audio information to occupy a smaller portion of the chosen medium; that is, the difference between two like signals is less than either signal alone. In the case of stereo discs, use of the difference frequency for vertical modulation of the groove results in a smaller vertical cut than if either of the original channels governs the amount of vertical modulation. This reduces the problem of vertical compliance in the playback cartridge and hence makes for greater compatibility between monaural pickups and the vertical-lateral type of stereo disc. In the case of multiplex transmission, if a difference frequency were used to modulate the subcarrier, this would reduce the problem of cross-modulation between the main carrier (and its sidebands) and the subcarrier (and its sidebands). Moreover, use of the difference frequency technique requires a complementary sum frequency, namely  $A + B$ , which contains the total audio information. Broadcasting the  $A + B$  signal on the main radio channel of an FM-FM, FM-AM, or FM-multiplex stereo program would provide the monaural listener with the full audio information in the original program.

**35. Sum Frequency:** Sum of the left and right sound channels. See discussion of Difference Frequency, Item 34.

### Stereo Problems

**36. Hole-in-the-Center Effect:** Apparent absence or insufficiency of sound in the region between the left and right speakers. This effect may occur if the recording microphones and/or stereo speakers are placed too far apart. In the case of an orchestral composition, it might seem as though the left and right halves of the orchestra had been sundered and moved a considerable distance apart.

**37. Dummy Speaker:** A psychological device to overcome the Hole-in-the-Center Effect, consisting of a speaker system, or merely a speaker enclosure, placed between the left and right  
(Continued on page 134)



Simply by checking  
all the tubes in the TV set with **B&K DYNA-QUIK**

# YOU CAN INCREASE YOUR INCOME

## FAST AND ACCURATE

- Tests complete set in minutes
- Wins customer's confidence
- Saves costly call-backs
- Sells more tubes on-the-spot
- Avoids substitution testing
- Makes more money every day

**\$50\***  
**PER WEEK**

\*ACTUAL EXPERIENCE SHOWS  
TV SERVICEMEN AVERAGE

**2 extra tube sales  
PER CALL**

**5 calls per day in  
5 days equal \$50**

## MEASURE TRUE DYNAMIC MUTUAL CONDUCTANCE

Thousands of technicians are doing a better servicing job and are making more money today with the famous B&K DYNA-QUIK. Completely tests each tube in seconds, with laboratory accuracy, in home or shop. *Measures true dynamic mutual conductance.* Shows tube condition on "Good-Bad" scale and in micromhos. No multiple switching or roll chart. Quickly detects weak, short-life, or incoperative tubes. Shows customer the true condition and life-expectancy of tubes in the set; sells more tube replacements per call. Assures customer satisfaction and protects the service guarantee.




MODEL 675

## Model 675 AUTOMATIC Simplified, Portable, DYNAL-QUIK TUBE AND TRANSISTOR TESTER

With only 60 indexed phenolic Dyna-Cards, you can test over 500 tube types. Dyna-Card automatically sets socket connections for quick, accurate tube test. Checks over 99% of the tubes most widely used in television receivers, plus popular home and portable radio tubes. Easily kept up-to-date by adding new Dyna-Cards. Tests each section of multiple tubes separately for Gm, Shorts, Grid Emission, and Life. Tests each tube for Gas Content and Grid Emission simultaneously with Short Check. Provides instantaneous Heater Continuity test. Transistor Section checks junction, point contact, and barrier transistors, germanium and silicon diodes, selenium and silicon rectifiers.

Net, \$169<sup>95</sup>



MODEL 650

## Model 650 DYNAL-QUIK Fastest, Most Complete, Portable TUBE AND TRANSISTOR TESTER

Checks over 99% of the tubes most widely used in television receivers, plus popular home and portable radio tubes. Tests over 500 tube types. Lists over 125 most commonly used tube types, with settings, on socket panels for maximum operating speed. Complete listing in fast telephone-index type selector. Tests each section of multiple tubes separately for Gm, Shorts, Grid Emission, and Life. Tests each tube for Gas Content. Provides instantaneous Heater Continuity check. Includes 15 spare sockets and sufficient filament voltages for future new tube types. Transistor Section checks junction, point contact and barrier transistors, germanium and silicon diodes, selenium and silicon rectifiers.

Net, \$169<sup>95</sup>

Manufacturers of Tube Testers, Cathode Rejuvenator Tester, Television Analyst, Dyna-Scan, Transistor Tester, and other specialized instruments.



See your B&K Distributor or  
Send now for Bulletin AP12-N

**B & K MANUFACTURING CO.**  
3726 N. Southport Ave. • Chicago 13, Illinois

Canada: Atlas Radio Corp., 50 Wingold, Toronto 10, Ont.  
Export: Empire Exporters, 458 Broadway, New York 13, U.S.A.

# "HEATHKITS®

*gave me my start and I'm still sold!"*

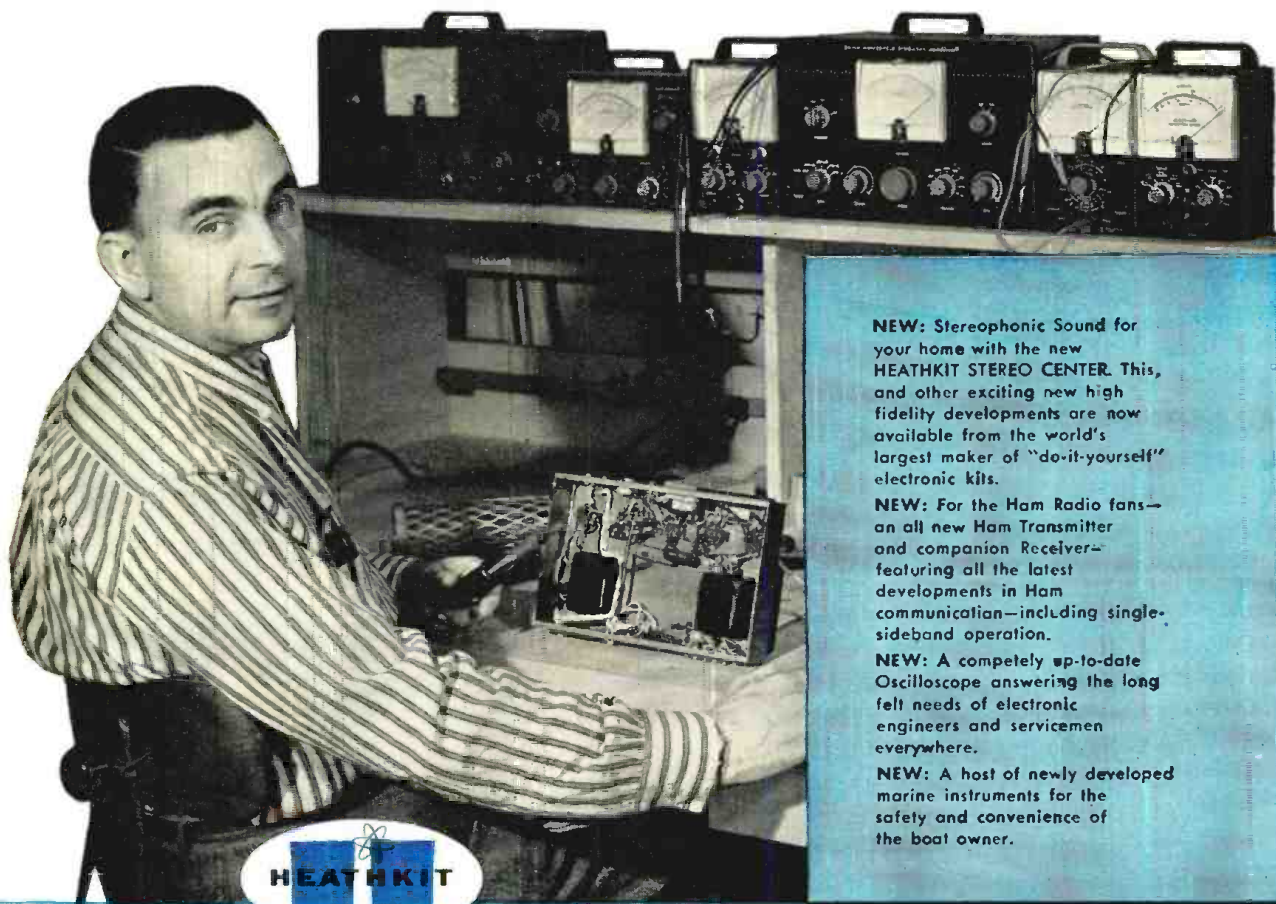
"... they are my lowest cost way to real quality and dependability in electronic equipment of any kind . . .

. . . The clean, modern styling of HEATHKITS make me proud to own them. They make a handsome and useful addition to my workshop.

. . . Rigid quality standards of components used in HEATHKITS assure me of performance equal to or surpassing instruments costing many times more.

. . . after assembling a HEATHKIT myself, I know what "makes it tick" . . . I know that the thoughtful circuitry design and name-brand components used throughout guarantee me years of trouble-free service.

. . . HEATHKITS cost me half as much as ordinary equipment . . . and I get so much more. In assembling my own instruments I am sure of the quality that goes into them. Plus the complete assembly and operating instructions as well as detailed schematics that are at my fingertips for future reference."



**NEW:** Stereophonic Sound for your home with the new HEATHKIT STEREO CENTER. This, and other exciting new high fidelity developments are now available from the world's largest maker of "do-it-yourself" electronic kits.

**NEW:** For the Ham Radio fans—an all new Ham Transmitter and companion Receiver—featuring all the latest developments in Ham communication—including single-sideband operation.

**NEW:** A completely up-to-date Oscilloscope answering the long felt needs of electronic engineers and servicemen everywhere.

**NEW:** A host of newly developed marine instruments for the safety and convenience of the boat owner.

**HEATH COMPANY** Benton Harbor 15, Michigan

**HD** subsidiary of Daystrom, Inc.

**The HEATH TIME PAYMENT PLAN** allows you to outfit your whole workshop at one time with needed test instruments while you pay in easy monthly installments.



### PROFESSIONAL OSCILLOSCOPE KIT

An exciting development in the Heathkit test instrument line is the introduction of the Heathkit model OP-1 Professional Oscilloscope. Emphasizing complete flexibility in any application, the OP-1 features DC coupled amplifiers and also DC coupled CRT tube un-blanking. The triggered sweep circuit will operate on either internal or external signals and may be either AC or DC coupled. The polarity of the triggering signal may also be selected, and any point on the wave form may be selected for the start of the sweep by using the "triggering level" control. An automatic position is also provided, in which the sweep recurs at a 50 cycle rate, but can be driven over a wide range of frequencies with no additional adjustments. The sweep frequencies are provided by switch-selected base rates of 2 and .2 milliseconds/CM, and 20, 2, and 1 microseconds/CM, in conjunction with a continuously variable 10 to 1 multiplier. Sweep frequencies are calibrated to within 10% at all control settings, and the sweep frequency may be reduced by adding capacity to the "ext. cap" binding post on the front panel. A 5ADP2 flat face CR tube is used for accurate readings on an edge lighted grid screen. A high quality conetic-ferretic CR tube shield prevents stray AC fields from distorting trace. A 12-position vertical attenuator is calibrated in volts-per-CM and the horizontal sweep is calibrated in time-per-CM. Prewirec terminal boards are used for rapid, easy assembly of all critical circuits. Simply install and connect the color coded leads. Power supply is transformer operated utilizing silicon diode rectifiers and is fused for protection. Under development for over a year the OP-1 promises outstanding results in any application requiring the use of an oscilloscope.



HEATHKIT  
OP-1  
**\$179<sup>95</sup>**

*Here's the scope you've  
been waiting for!*



*Laboratory  
Performance At Less  
Than Utility Scope  
Price*

HEATHKIT  
O-12  
**\$65<sup>95</sup>**



*A Scope You Will Be  
Proud To Own*

HEATHKIT  
OM-3  
**\$39<sup>95</sup>**

### "EXTRA DUTY" 5" OSCILLOSCOPE KIT

Top quality features at half the cost of ordinary equipment sum up the advantages of this popular kit. Critical observations in your laboratory or shop are handled easily, with clear, sharp pattern displays in every application. Vertical frequency response extends from 3 CPS to 5 mc  $\pm 1.5$  db  $-5$  db without extra switching. Response is down only 2.2 db at 3.58 mc. The Heath patented sweep circuit functions effectively from 10 CPS to better than 500 kc in five steps, giving you 5 times the usual sweep obtained in other scopes. An automatic sync circuit with self-limiting cathode follower provides excellent linearity and lock-in characteristics. Extremely short retrace time and efficient blanking action. Both vertical and horizontal output amplifiers are push-pull and the scope incorporates a 1 V peak-to-peak calibrating source, step attenuated and frequency compensated vertical input, plastic molded capacitors and top quality parts throughout. The 11-tube circuit features a 5UPL cathode ray tube, and provision is made for Z-axis input for intensity modulation of the beam. Frequency response of the horizontal amplifier is within  $\pm 1$  db from 1 CPS to 200 kc. Horizontal sensitivity is 0.3 volts RMS per inch. Construction is simplified through the use of two metal circuit boards and precut, cable wiring harness. Shpg. Wt. 22 lbs.

### GENERAL PURPOSE 5" OSCILLOSCOPE KIT

For servicing and routine laboratory work this fine kit is a favorite with technicians throughout the country. It incorporates many extras not expected at this low price. Features wide vertical amplifier frequency response, extended sweep generator operation, and improved stability. Frequency response of the vertical amplifier is within  $\pm 3$  db from 4 CPS to 1.2 mc. Vertical sensitivity is .09 volts RMS per inch at 1 kc. Sweep generator functions reliably from 20 CPS to over 150 kc. A modern etched circuit board is featured for high stability and reduces assembly time considerably. Standard components are mounted on this board with each position clearly marked preventing wiring errors. Both vertical and horizontal amplifiers are push-pull types. Uses a 5BF1 CRT. Provision for external or internal sweep or sync, built in 1 V peak-to-peak reference voltage and calibrated grid screen. An adjustable "spot shape" control is provided to insure a sharp trace. Input to the vertical amplifiers is through a step attenuated, frequency compensated circuit. The OM-3 is an extremely versatile instrument and has a multitude of practical uses in electronic testing fields. Particularly useful in alignment of television receivers, for testing audio amplifiers and circuits, and checking the quality of modulated RF signals in Ham Radio transmitters. Shpg. Wt. 22 lbs.



## Equip Your Service Bench...



HEATHKIT  
CD-1 **\$59<sup>95</sup>**

### Cash In Now On Color TV

- ★ 10 VERTICAL COLOR BARS
- ★ CRYSTAL CONTROLLED ACCURACY
- ★ CHOICE OF 6 DIFFERENT PATTERNS

### COLOR BAR AND DOT GENERATOR KIT

Colored television is now a reality and as the number of these sets increase the need for a reliable service instrument is apparent. Nothing on the market... in this type of generator has as many features as the CD-1 at such a tremendous price saving. This unit combines two basic color service instruments, a color bar generator, and white dot generator in one versatile portable unit which has crystal controlled accuracy and stability for steady locked-in patterns (requires no external sync leads). Color receivers converged with the CD-1 will still be converged properly on a television program from the station. The 13-tube circuit has been carefully laid out for ease of assembly and provides choice of six different patterns. Produces white-dots, cross hatch, horizontal and vertical bars, ten vertical color bars, and a new shading bar pattern for screen and background adjustments. Variable RF output on any channel from 2 to 6. Positive or negative video output, variable from 0 to 10 volts peak-to-peak. Crystal controlled sound carrier with off-on switch. Voltage regulated power supply uses long-life silicon rectifiers. Kit includes three crystals and test lead, plus an information packed instruction manual covering convergence, and screen and background adjustments of a color TV set. Compare with other generators on the market and you will see that this instrument is loaded with extras and top quality all the way through. Shpg. Wt. 13 lbs.



HEATHKIT  
TS-4A **\$49<sup>50</sup>**

*For fast,  
easy alignment  
of TV sets*



HEATHKIT  
AG-10 **\$49<sup>95</sup>**

*Sine and  
square waves for  
countless uses*



HEATHKIT  
MM-1  
**\$29<sup>95</sup>**

*High accuracy  
in a  
portable meter*



HEATHKIT  
M-1  
**\$17<sup>95</sup>**

*An all-round  
meter of  
many uses*

#### TV ALIGNMENT GENERATOR KIT

This generator has many special design features for flexible, easy operation and reliability. The all-electronic sweep circuit insures stability and covers 3.6 mc to 220 mc in four bands. Sweep deviation is controllable from 0 to 42 mc. Crystal and variable marker oscillators are built in. Crystal (included with kit) provides output at 4.5 mc and multiples thereof. Variable marker provides output from 19 to 60 mc on fundamentals and from 57 to 180 mc on harmonics. Effective two-way blanking and phasing control also provided. A truly outstanding number of features at a tremendous price saving. Shpg. Wt. 16 lbs.

#### SINE-SQUARE GENERATOR KIT

High quality sine and square waves are produced by this generator over a wide range. Frequency response is  $\pm 1.5$  db from 20 CPS to 1 mc on both sine and square waves, with less than .25% sine wave distortion, 20 to 20,000 CPS. Output impedance is 600 ohms on sine wave and 50 ohms on square wave (except on 10 volt range). Square wave rise time less than .15 microseconds. Five-position bandswitch—continuously variable tuning—shielded oscillator circuit—separate step and variable output attenuators in ranges of 10, 1 and .1 volts with extra range of .01 volt on sine wave. Shpg. Wt. 12 lbs.

#### 20,000 OHMS/VOLT VOM KIT

This meter is ideal for use in field applications where accuracy is important. Employs a 50  $\mu$ a 4 1/2" meter, and features 1% precision multiplier resistors for high accuracy. Requires no external power for operation (batteries supplied). Sensitivity is 20,000 ohms-per-volt DC and 5,000 ohms-per-volt AC. Measuring ranges are 0-1.5, 5, 50, 150, 500, 1500 and 5,000 volts AC and DC. Measures direct current in ranges of 0-150  $\mu$ a, 15 ma, 150 ma, 500 ma and 15 a. Resistance multipliers are x 1, x 100 and x 10,000. Covers -10 db to +65 db. Batteries and test leads are also included with this kit. Shpg. Wt. 6 lbs.

#### HANDITESTER KIT

Small enough to carry with you wherever you go, this fine handitester is ideal for use in portable applications when making tests away from the work bench or as an "extra" meter in the service shop, when the main instruments are occupied. The combination function-range switch simplifies operation. Measures AC or DC voltage from 0-10, 30, 300, 1000 and 5000 volts. Direct current ranges are 0-10 ma and 0-100 ma. Ohmmeter ranges are 0-3000 and 0-300,000. Top quality precision components employed throughout. Very popular with home experimenters and electricians. Shpg. Wt. 3 lbs.

with Low-Cost Dependable Heathkits



### ETCHED CIRCUIT VTVM KIT

The fact that this instrument is outselling all other VTVM's says a great deal about its accuracy, reliability, and overall quality. The precision and quality of the components used in this VTVM cannot be duplicated at this price through any other source. Its attractive appearance as well as its performance will make you proud to own it. A large 4½" panel meter is used for indication, with clear, sharp calibrations for all ranges. Front panel controls consist of a rotary function switch and a rotary range selector switch, zero-adjust and ohms-adjust controls. Precision 1% resistors are used in the voltage divider circuit. An etched circuit board is employed for most of the circuitry, cutting assembly time and eliminating the possibility of wiring errors. It also assures duplication of laboratory instrument performance. This multi-function VTVM will measure AC voltage (RMS), AC voltage (peak-to-peak), DC voltage and resistance. There are 7 AC (RMS) and DC voltage ranges of 1.5, 5, 15, 50, 150, 500 and 1500. In addition there are 7 peak-to-peak AC ranges of 0-4, 14, 40, 140, 400, 1400 and 4,000. Seven ohmmeter ranges providing multiplying factors of x 1, x 10, x 100, x 1000, x 10 k, x 100 k and x 1 megohm. Center scale resistance readings are 10, 100, 1000, 10 k, 100 k ohms, 1 megohm and 10 megohms. A zero-center scale db range is also provided. Battery and test leads included with kit. Shpg. Wt. 7 lbs.



HEATHKIT  
V-7A  
**\$25<sup>95</sup>**

### World's largest selling VTVM kit

- ★ LARGE EASY-TO-READ 4½" 200 UA METER
- ★ 1% PRECISION RESISTORS EMPLOYED FOR HIGH ACCURACY



HEATHKIT  
C-3  
**\$19<sup>50</sup>**

Checks all types of  
condensers accurately



HEATHKIT  
T-4  
**\$19<sup>95</sup>**

Locate faults quickly  
by tracing signals



HEATHKIT  
SG-8  
**\$19<sup>50</sup>**

Easy-to-build—prewound  
and calibrated coils

#### CONDENSER CHECKER KIT

Check unknown condenser and resistor values quickly and accurately. Capacity measurements are made in four ranges of .00001 mfd-.005 mfd; .001 mfd-.5 mfd; .1 mfd-50 mfd; 20 mfd-1,000 mfd. Checks paper, mica, ceramic, and electrolytic condensers. Leakage test provides switch selection of five polarizing voltages. 25 volts to 450 volts DC to indicate condenser operating quality under actual load conditions. Electron beam "eye" tube indicates balance and leakage. A spring return test switch automatically discharges condenser under test and eliminates shock hazard to the operator. Measures resistance from 100 ohms to 5 megohms in two ranges. Shpg. Wt. 7 lbs.


#### VISUAL-AURAL SIGNAL TRACER KIT

Here is a brand new signal tracer completely redesigned with compact dimensions and new circuit layout. Features built-in-speaker and electron beam "eye" tube for signal indication and a unique noise locator circuit. Ideal for use in AM, FM and TV circuit investigation. RF and audio inputs are provided in one convenient probe with switch on probe to select either input. Useful for checking microphones, phono cartridges, record changers, tuners, etc. Makes a handy substitution speaker for servicing TV sets at the shop. Transformer operated for safety and high efficiency. Complete with test leads and informative construction manual. Shpg. Wt. 6 lbs.

#### RF SIGNAL GENERATOR KIT

Save valuable time in aligning RF tuned circuits of all kinds with this easy-to-use kit. Also a quick way to trace signals in faulty RF, IF and audio circuits. Designed for general service applications—the SG-8 covers 160 kc to 110 mc on fundamentals in five bands, and from 110 mc to 220 mc on calibrated harmonics. The entire oscillator circuit is built on a special sub-chassis, using prewound and calibrated coils. No further calibration is required so it is ready to use as soon as construction is completed. RF output is in excess of 100,000 microvolts, controlled by both step and continuously variable controls. Complete with output cable and instructions. Shpg. Wt. 8 lbs.

HEATH COMPANY • a subsidiary of Daystrom, Inc. • Benton Harbor 15, Mich.



Enjoy Rich 3 Dimension Sound...

**Beautifully Styled with Plenty of Room for the Most Complete Stereo System**

AVAILABLE IN THE FOLLOWING MODELS:  
 Model SE-1B—Stereo Equipment Cabinet (birch)  
 Model SE-1M—Stereo Equipment Cabinet (mahogany)

**\$149<sup>95</sup>** ea.

Model SC-1BR—Stereo Wing Speaker Enclosure (birch—right end)  
 Model SC-1BL—Stereo Wing Speaker Enclosure (birch—left end)  
 Model SC-1MR—Stereo Wing Speaker Enclosure (mahogany—right end)  
 Model SC-1ML—Stereo Wing Speaker Enclosure (mahogany—left end)

**\$39<sup>95</sup>** ea.



**STEREO EQUIPMENT CABINET KIT**

Imagine!... Stereophonic sound in your own home. This superbly designed cabinet holds all of your hi-fi stereo equipment and lends striking elegance to your living room. The attractive gold and black panels, trim and hardware brilliantly highlight the overall effect. Rich toned grille cloth, flecked in gold and black, complement the cabinet. The unit has ample room provided for an AM-FM tuner, tape deck, stereo pre-amplifier, amplifiers, record changer, record storage and speakers. Beautifully grained 3/4" solid core Philippine mahogany or select birch plywood is used for construction. The top features a shaped edge and sliding top panel for easy access to the stereo tape deck and stereo preamplifier. Sliding doors are employed for convenient front access to the

changer and record storage compartment. All parts of the cabinet are pre-cut and pre-drilled for simple assembly. The speaker wings and center cabinet may be purchased separately if desired. Note: the kit is delivered equipped with panels pre-cut to accommodate Heathkit components and also blank panels to cut out for your own equipment. Measurements of the individual component areas follow: tape deck and pre-amplifier area 20 3/4" L. x 17 3/4" W. x 10" D., record changer area 21" W. x 16" D. x 9 5/8" H., record storage area 22 5/8" W. x 14 1/2" H. x 12 1/2" D., speaker wing area (inside) 14" W. x 29 1/2" H. x 15 3/4" D., AM-FM Tuner area 20 1/2" W. x 5 1/4" H. x 14" D., amplifier (2 areas) 15 1/4" W. x 10 3/4" H. x 13 1/4" D.

Model HH-1B Birch  
 Model HH-1M Mahogany  
 Now only **\$299<sup>95</sup>** each



**The Same Superior Performance At a New Low Price**



HEATHKIT SS-2 **\$39<sup>95</sup>**

OPTIONAL LEGS EXTRA

**Economical Hi-Fi For Your Home**

**"LEGATO" HI-FI SPEAKER SYSTEM KIT**

The increasing sales of the Legato has made more economical quantity production possible so we are passing the savings on to you by offering you this magnificent speaker system at a reduced price. Truly a "queen" among hi-fi speaker systems, the Legato was specially designed to meet and surpass the most stringent requirements of high fidelity sound reproduction. Two 15" Altec Lansing low frequency drivers cover frequencies of 25 to 500 CPS while a specially designed exponential horn with high frequency driver covers 500 to 20,000 CPS. A unique crossover network is built in making electronic crossovers unnecessary. Internal reflections are absorbed by splayed back panel and a 3" fiber glass lining. The Legato emphasizes simplicity of line and form to blend with modern or traditional furnishings. Cabinet construction is 3/4" veneer surface plywood in either African mahogany or white birch and measures 41" L. x 22 1/4" D. x 34" H. All parts are pre-cut and pre-drilled for easy assembly. Shpg. Wt. 195 lbs.

**"BASIC RANGE" HI-FI SPEAKER SYSTEM KIT**

True high fidelity performance at modest cost make this basic speaker system a spectacular buy for any hi-fi enthusiast. The amazing performance of this popular kit is made possible by the use of high quality speakers in an enclosure specially designed to receive them. The cabinet is a ducted port bass reflex type enclosure 11 1/2" H. x 23" W. x 11 3/4" D. It features an 8" mid range woofer to cover 50 to 1600 CPS and a compression-type tweeter with flared horn covering 1600 to 12,000 CPS. Both speakers are by Jensen. The adjustable flared tweeter horn allows speaker to be used in either upright or horizontal position. The cabinet is constructed of 1/2" veneer surfaced plywood suitable for light or dark finish of your choice. All wood parts are pre-cut and pre-drilled for easy assembly. Shpg. Wt. 25 lbs.

Attractive brass tip accessory legs convert SS-2 into attractive console. Legs screw into brackets provided. All hardware included. Shpg. Wt. 3 lbs. No. 91-26 \$4.95

with a Heathkit Stereo System

HEATHKIT

### HIGH FIDELITY TAPE RECORDER KIT

Popular request for high quality, low cost tape recording and playback facilities have prompted the addition of this fine unit to our line. The TR-1A provides monaural record/playback with fast forward and rewind functions. Incorporates separate erase and combination record/playback heads. Two speeds,  $7\frac{1}{2}$  and  $3\frac{3}{4}$  IPS, are selected by changing belt drive. Flutter and wow are held to less than 0.35%. Frequency response at  $7\frac{1}{2}$  IPS  $\pm 2.0$  db 50-10,000 CPS, at  $3\frac{3}{4}$  IPS  $\pm 2.0$  db 50-65,000 CPS. The extremely simple mechanical assembly is ideally suited to kit construction. One control lever selects all functions on deck, greatly simplifying operation. Mount in vertical or horizontal position. The model TE-1 record/playback tape pre-amplifier, supplied with the mechanical assembly, provides NARTB playback equalization. A record interlock prevents accidental tape erasure. Recording level is indicated by a 6E5 "magic eye" tube. A two-position input selector switch provides for mike or line input. Separate record and playback gain controls. Filament balance control allows adjustment for minimum hum level. Cathode follower output from playback channel is approximately 600 ohms impedance. Two circuit boards are used for easy assembly. Templates and instructions are provided to cut out panels for mounting. Overall dimensions of tape deck and preamp are  $15\frac{1}{2}$ " W. x  $13\frac{1}{2}$ " H. x 8" D. Signal-to-noise ratio is better than 45 db below normal recording level with less than 1% total harmonic distortion. (Tape mechanism not sold separately.) Shpg. Wt. 22 lbs.



HEATHKIT TR-1A \$99<sup>95</sup>

(Includes tape deck, tape recorder electronics, mike and roll of tape.)

Make Your Own Home Recordings

### TAPE RECORDER ELECTRONICS KIT

The model TE-1 Electronics Kit can be purchased separately to replace the electronics in your present tape recorder, or used in addition to it for stereo playback of pre-recorded tapes where a second playback channel is required. Circuit may be modified for use with different head types. Shpg. Wt. 9 lbs.

HEATHKIT TE-1 \$39<sup>95</sup>



HEATHKIT SS-1B \$99<sup>95</sup>

Fill out the Hi-Fi Range of Your SS-2 Speaker



HEATHKIT SW-1 \$24<sup>95</sup>

Save Time Rewinding Tape



HEATHKIT TK-1 \$9<sup>95</sup>

All The Tools You Need For Building Heathkits

#### "RANGE EXTENDING" HI-FI SPEAKER SYSTEM KIT

This is not a complete speaker system in itself, but is designed to extend the range of the SS-2. The SS-1B uses a 15" woofer and a small super tweeter to supply the very high and very low frequencies to fill out the response of the basic SS-2. The SS-2 and SS-1B when used together, form an integrated four speaker system. The SS-2 and SS-1B combination provide an overall response of  $\pm 5$  db from 35 to 16,000 CPS. The kit includes circuit for crossover at 600, 1600 and 4,000 CPS. Impedance is 16 ohms and power rating is 35 watts. A control is also provided to limit output of super tweeter. The handsome cabinet measures 29" H. x 23" W. x  $17\frac{1}{2}$ " D. Constructed of beautiful  $\frac{3}{4}$ " veneer surface plywood. Complete step-by-step instructions make this kit easy to build. No wood-working experience required. Shpg. Wt. 80 lbs.

#### "SPEEDWINDER" KIT

This handy device leaves your tape recorder free for operation while it rewinds tape at the rate of 1200' in 40 seconds. Prevents unnecessary wear to the tape and recorder by eliminating wear against guides and heads. It will handle up to  $10\frac{1}{2}$ " tape reels as well as 800' reels of 8 and 16 millimeter film. A very useful aid to operators of movie projection equipment. The Heathkit Speedwinder features an automatic shutoff which prevents whipping of tape when it has rewound. A manual shutoff is also provided. An automatic braking device is built in for protection against power failure. Driven by a heavy duty four pole motor. Handsome cabinet is constructed of furniture grade plywood. Step-by-step instructions are provided to make this kit easy to assemble even by one with no experience. Shpg. Wt. 12 lbs.

#### COMPLETE TOOL SET

A clear illustration of just how easy Heathkit building is. The pliers, diagonal sidecutters, two screw drivers and soldering iron are all the basic tools you need for building practically any Heathkit. Pliers and sidecutters are equipped with insulated rubber handles. The American Beauty soldering iron has a replaceable tip to facilitate cleaning. All the tools are of top quality case hardened steel for rugged duty and long life. With these simple, inexpensive tools in your hand you need not be afraid to tackle the most elaborate kit. The manual included with this handy kit provides you with many useful tips on the use and care of your tools. It shows the all important step of making proper solder connections. A truly worthwhile investment for the beginner in electronic kit building. Shpg. Wt. 3 lbs.

HEATH COMPANY • a subsidiary of Daystrom, Inc. • Benton Harbor 15, Mich.



# Plan Your Hi-Fi System...



HEATHKIT  
**SP-2** **\$56<sup>95</sup>**

Model SP-1 (monaural) **\$37.95**  
Model C-SP-1 (converts SP-1 to SP-2) **\$21.95**

**Control both stereo channels simply and conveniently**

## MONAURAL-STEREO PREAMPLIFIER KIT

This expertly designed preamplifier provides all the controls required for either standard monaural (single channel) or stereo (dual channel) sound reproduction. Features building block design... you can start with a basic preamplifier and add a second channel for stereo later on, without rewiring. Second channel plugs in for fast conversion. The complete model SP-2 (stereo) features twelve separate inputs, six on each channel with input level controls. Six dual-concentric controls consist of: two 8-position selector switches, two bass, two treble, two volume level and two loudness controls, a scratch filter switch and a 4-position function switch (separate on-off switch). The function switch provides settings for stereo, two-channel mix, channel A or B for monaural use. Inputs consist of tape, mike, mag phono and three high-level inputs. Tape input has NARTB equalization and input selector provides for RIAA, LP, 78 record compensation. EF86 tubes are used in the input stages along with hum balance controls to assure low hum and noise. Two cathode follower outputs with level controls provided in addition to two separate tape outputs for stereo recording. A remote balance control with twenty feet of cable allows balancing the stereo system from listening position. Construction is greatly simplified through the use of two printed circuit boards (one in each channel) and encapsulated printed circuits. The beautiful vinyl clad steel cover has leather texture in black with inlaid gold design. Built-in power supply.



HEATHKIT  
**WA-P2** **\$19<sup>75</sup>**

**Finger-tip controls for your operating convenience**



HEATHKIT  
**UA-1** **\$21<sup>95</sup>**

**A low cost versatile performer**

### "MASTER CONTROL" PREAMPLIFIER KIT

Designed as a control center for basic amplifiers the WA-P2 provides you with true high fidelity performance for the finest audio systems. Five switch-selected inputs accommodate a record changer, tape recorder, AM-FM tuner, TV receiver, microphone, etc., each with level control. Provision is also made for a tape recorder output. Ideal for "remote" installations, the WA-P2 features a low impedance cathode-follower output circuit allowing greater length of output lead. Full frequency response is obtained within  $\pm 1\frac{1}{2}$  db from 15 to 35,000 CPS and will do full justice to the finest available program sources. Equalization is provided for records through separate turnover and rolloff switches for LP, RIAA, AES, and early 78's. A special hum balance control allows setting for minimum hum level. Power for operation is required from basic amplifier or external source. Shpg. Wt. 7 lbs.

### "UNIVERSAL" 12-WATT AMPLIFIER KIT

A true high fidelity performer in every sense of the word, the UA-1 makes an ideal basic amplifier for any hi-fi system and is a perfect addition to gear your present hi-fi system for stereo sound. Uses 6BQ5/EL84 push-pull output tubes for less than 2% harmonic distortion throughout the entire audio range (20 to 20,000 CPS) at full 12 watt output. The on-off switch is located right on the chassis and an octal socket is provided for connecting a preamplifier for remote control operation. The specially designed output transformer provides excellent stability and frequency response. Taps for 4, 8 and 16 ohm speakers, with switched damping for "unity" or "maximum" on the 16-ohm tap. An input level control is provided for use in wired music systems where a preamplifier is not required. This versatile unit is the latest addition to the fine line of Heathkit basic amplifiers. Shpg. Wt. 13 lbs.

With Flexible Heathkit Components




### DELUXE AM-FM TUNER KIT

Outstanding features in both styling and circuitry are combined in this 16-tube deluxe AM-FM combination tuner to bring you the very finest in program sources, for your listening enjoyment. Features include three circuit boards for easy construction and high stability—prewired, prealigned FM front end—built-in AM rod antenna—tuning meter—AFC (automatic frequency control) with on-off switch and flywheel tuning. AM and FM circuits are separate and individually tuned making it ideal for stereo applications. Cathode follower outputs with individual controls are provided for both AM and FM. Other features include variable AM bandwidth, 10 kc whistle filter, tuned-cascade FM front end, FM AGC and amplified AVC for AM. The unique IF limiter design automatically provides the number of limiting and IF stages required for smooth non-flutter reception. The silicon diode power supply is extremely conservatively rated and is fuse protected assuring long service life. A tuning meter shows when the station is tuned-in for clearest reception on AM or FM. Use of three circuit boards greatly simplifies construction of circuit, you do only a minimum of wiring. All IF transformers and coils are prealigned so it will be ready to operate as soon as construction is completed. Appearance of this top-quality unit is further enhanced by the vinyl-clad steel cover in black with inlaid gold design. A multiplex jack is provided for addition of converter unit to receive multiplex stereo broadcasts on FM. A top dollar value.



HEATHKIT  
PT-1 \$89<sup>95</sup>

**A deluxe AM-FM  
tuner combination  
loaded with extras!**



HEATHKIT  
BC-1A  
\$26<sup>95</sup>

**Wide range broadcast reception**



HEATHKIT  
FM-3A  
\$26<sup>95</sup>

**Enjoy static-free FM entertainment**

### HIGH FIDELITY AM TUNER KIT

This AM tuner was designed especially for high fidelity applications. It incorporates a special detector using crystal diodes, and the IF circuit features broad bandwidth to assure low signal distortion. Audio response is  $\pm 1$  db from 20 CPS to 9 kc, with 5 db of pre-emphasis at 10 kc to compensate for station rolloff. Sensitivity and selectivity are excellent and the tuner covers the entire broadcast band from 550 to 1600 kc. Quiet performance is assured by a 6 db signal-to-noise ratio at 2.5 uv. Prealigned RF and IF coils eliminate the need for special alignment equipment. Incorporates AVC, two outputs, two antenna inputs, and built-in power supply. Edge-lighted glass slide rule dial for easy tuning. Your "best buy" in an AM tuner. Shpg. Wt. 9 lbs.

### HIGH FIDELITY FM TUNER KIT

FM programming, your least expensive source of high fidelity will provide you with years of real enjoyment. This beautifully styled FM tuner features broad-banded circuits for full fidelity and better than 10 uv sensitivity for 20 db of quieting to pull in stations with clarity and full volume. Covers the complete FM band from 88 to 108 mc. Stabilized, temperature-compensated oscillator assures negligible drift after initial warmup. A ratio detector provides high-efficiency demodulation without sacrificing hi-fi performance. IF and ratio transformers are prealigned, as is the front end tuning unit, making special alignment equipment unnecessary. Edge-lighted glass slide rule dial for easy tuning. You need not wait to have FM in your home at this low price. Shpg. Wt. 8 lbs.

**HEATH COMPANY** • a subsidiary of Daystrom, Inc. • **Benton Harbor 15, Mich.**



You can be sure you're buying High Fidelity




HEATHKIT  
W-7M **\$54<sup>95</sup>**

**55 watts of hi-fi power at  
only \$1 per watt**

- ★ BEAUTIFULLY STYLED IN BLACK AND GOLD
- ★ UNITY OR MAXIMUM DAMPING

**"EXTRA PERFORMANCE"  
55 WATT HI-FI AMPLIFIER KIT**

Another Heathkit first! An honestly rated high power amplifier with many top quality features at less than a dollar per watt. Full audio output is conservatively rated at 55 watts from 20 CPS to 20 kc with less than 2% total harmonic distortion throughout the entire range. Unique paired output connections permit instant switch selection of "unity" or "maximum" damping factors for all 4, 8 or 16 ohm speakers. Each output has an optimized current feedback circuit for unity damping so that there will be no compromise in performance when any of the impedances is used. This current feedback circuitry is entirely shorted out when not in use to obtain the highest possible damping factor. Features include level control and "on-off" switch right on the chassis plus provision for remote control from preamp, etc. Famous "bas-bal" circuit conveniently balances EL-34 output tubes. These heavy duty push-pull tubes operate into a high quality tapped-screen transformer designed especially for this unit. A 70-volt output on the transformer provides for P.A. or large music systems. The silicon diode power supply features a protection device that controls current until tubes have warmed up, greatly increasing service life of all components. The stylish black and gold case measures 6" H. x 8½" D. x 15" W. Convenient pilot light on the chassis. Thoughtful circuit layout makes this kit easy to build. Dollar for watt you can't beat this buy. Shipped express only. Shpg. Wt. 28 lbs.



HEATHKIT  
W-6M **\$109<sup>95</sup>**

**Plenty of Reserve Power  
Without Distortion**



HEATHKIT  
W-5M **\$59<sup>75</sup>**

**Top-Flight Performance  
for the Critical Listener**



HEATHKIT  
W4-AM **\$39<sup>75</sup>**

**Faithful Sound Reproduction  
with Minimum Investment**

**"HEAVY DUTY" 70-WATT HI-FI AMPLIFIER KIT**

Here is an amplifier that will provide the extra "push" needed to drive any of the fine speaker systems available today, for truly fine performance at any power level. Silicon-diode rectifiers are used to assure long life and a heavy duty transformer gives you extremely good power supply regulation. Variable damping control provides optimum performance with any speaker system. Quick change plug selects 4, 8 and 16 ohms or 70 volt output and the correct feedback resistance. Frequency response at 1 watt is from 5 CPS to 80 kc with controlled HF rolloff above 100 kc. At 70 watts output harmonic distortion is below 2%, 20 to 20,000 CPS and IM distortion is below 1%, 60 and 6,000 CPS. Hum and noise 88 db below full output. Metered balance circuit. Designed especially for easy assembly and years of dependable service. Shipped express only. Shpg. Wt. 52 lbs.

**25-WATT HI-FI AMPLIFIER KIT**

Considered top value in its power class by leading independent research organizations, the W-5M incorporates all the design features required by the super critical listener. Features include a specially designed Peerless output transformer and KT66 tubes. The circuit is rated at 25 watts and will follow instantaneous power peaks of a full orchestra up to 42 watts. A "tweeter saver" suppresses high frequency oscillation and a new type balancing circuit facilitates adjustment of the "dynamic" balance between output tubes. Frequency response is ±1 db from 5 CPS to 160,000 CPS at 1 watt and within 2 db from 20 to 20,000 CPS at full 25 watts output. Harmonic distortion is less than 1% at 25 watts and IM distortion is 1% at 20 watts (60 and 3,000 CPS, 4:1). Hum and noise are 99 db below 25 watts for truly quiet performance. Rich black and gold colored styling. Shipped express only. Shpg. Wt. 31 lbs.

**20-WATT HI-FI AMPLIFIER KIT**

This fine amplifier will amaze you with its outstanding performance. It features a true Williamson circuit with extended frequency response, low distortion, and low hum levels. Enjoy true hi-fi with only a minimum investment compared to other units on the market. 5881 tubes and a special Chicago-Standard output transformer are employed to give you full fidelity at minimum cost. Frequency response extends from 10 CPS to 100 kc within ±1 db at 1 watt assuring you of full coverage of the audio range. Clean, clear sound amplification takes place in circuits that hold harmonic distortion at 1.5% and IM distortion below 2.7% at full 20 watt output. Hum and noise are 95 db below full output. Taps on the output transformer are at 4, 8 or 16 ohms to match the speaker system of your choice. An outstanding performer, this investment will bring you years of listening enjoyment. Shipped express only. Shpg. Wt. 28 lbs.

*All basic amplifiers recommended for use with model WA-P2, SP-1 or SP-2 preamplifiers*



...When You Buy Heathkits

HEATHKIT

### "BOOKSHELF" 12-WATT AMPLIFIER KIT

The model EA-2 combines eye-pleasing style and color with many extra features for high quality sound reproduction. This fine amplifier provides full range frequency response from 20 to 20,000 CPS within  $\pm 1$  db. Harmonic distortion is less than 1% at full 12 watt output over the entire range (20-20,000 CPS). IM distortion is less than 1.5% at 12 watts with low hum and noise. Miniature tubes are used throughout the advanced circuitry, including EL84 output tubes in a push-pull tapped-screen output circuit using a special designed output transformer. Transformer has taps at 4, 8 and 16 ohms. The model EA-2 has its own built-in preamplifier with provision for three separate inputs, mag phono, crystal phono and tuner. The mag phono input features RIAA equalization. Separate bass and treble controls are provided with boost and cut action. A special hum-balance control assures quiet operation. The luxury styled cabinet has a smooth simulated leather texture in black with inlaid gold design and is constructed of vinyl plastic bonded to steel. It resists scuffing, wear, abrasion, and chemicals. The front panel features brushed-gold trim and buff knobs with gold inserts for a very pleasing appearance. An amber neon pilot lamp indicates when the amplifier is on. Cabinet measures 12½" W. x 3¾" D. x 4¾" H. making it suitable for use on a bookshelf, end table, etc. High quality is emphasized throughout for performance matching amplifiers costing many times more. Shpg. Wt. 15 lbs.



HEATHKIT  
EA-2

**\$28<sup>95</sup>**

**Combines beauty, style  
and quality**

- ★ LESS THAN 1% DISTORTION AT FULL OUTPUT OVER ENTIRE AUDIO RANGE.
- ★ BUILT-IN PREAMPLIFIER



HEATHKIT  
A9-C

**\$35<sup>50</sup>**

**A Bargain Package of  
Power and Performance**



HEATHKIT  
AV-3

**\$29<sup>95</sup>**

**Invaluable for  
Hi-Fi Testing**



HEATHKIT  
AW-1

**\$29<sup>50</sup>**

**Measure Exact  
Power Output**

#### GENERAL-PURPOSE 20-WATT AMPLIFIER KIT

The A9-C combines a preamplifier, main amplifier and power supply all on one chassis providing a compact unit to fill the need for a good high fidelity amplifier with a moderate cash investment. Designed primarily for home installations, it is also capable of fulfilling P.A. requirements. The preamplifier section features four separate switch selected inputs. Separate bass and treble tone controls offer 15 db boost and cut. A true high fidelity performer, the A9-C covers 20 to 20,000 CPS within  $\pm 1$  db. Front panel is detachable, and can be installed on the outside of a cabinet where the chassis comes through, for custom installations. A fine unit with which to start your hi-fi system. Shpg. Wt. 23 lbs.

#### AUDIO VTVM KIT

Critical AC voltage measurements are made easy with this high quality vacuum tube voltmeter which emphasizes stability, broad frequency response and sensitivity. Features large 4½" 200 microampere meter, with increased damping in the meter circuit for stability in low frequency tests. Extremely high voltage range handles measurements from a low value of 1 millivolt to a maximum of 300 volts. AC (RMS) voltage ranges are: 0-.01, .03, .1, .3, 1, 3, 10, 30, 100 and 300 volts. Db ranges cover -52 to +52 db. Employs 1% precision multiplier resistors for maximum accuracy. High input impedance (1 megohm at 1,000 CPS). Frequency response is essentially flat from 10 CPS to 200 kc. Shpg. Wt. 6 lbs.

#### AUDIO WATTMETER KIT

Here is a fine meter to accurately measure output wattage. Five power ranges cover 0.5 mw, 50 mw, 500 mw, 5 w and 50 w full scale. Five switch selected db ranges cover -10 db to +30 db. All indications are read directly on the large 4½" 200 ua meter. Frequency response is  $\pm 1$  db from 10 CPS to 250 kc. External or internal load resistors are selected with convenient front panel switch. Non-inductive load resistors are built in for 4, 8, 16 or 600 ohms impedance. Precision multiplier resistors are used for high accuracy and incorporates a crystal diode bridge for wide-range frequency response. Modern styling and convenient front panel design. Cabinet is ventilated to allow efficient cooling of load resistors. Shpg. Wt. 7 lbs.

**HEATH COMPANY • a subsidiary of Daystrom, Inc. • Benton Harbor 15, Mich.**



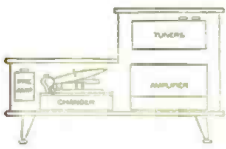
Easy to Buy - Easy to Build - Easy to Use...



CONTEMPORARY  
Model CE-1B Birch  
Model CE-1M Mahogany



TRADITIONAL  
Model CE-1T Mahogany



Combine all your Hi-Fi equipment  
in this attractive cabinet

HEATHKIT  
CE-1  
**\$43<sup>95</sup>**  
each

### CHAIRSIDE ENCLOSURE KIT

This Chairside Enclosure lets you combine all of your hi-fi equipment into one compact control center and, at the same time add a beautiful piece of furniture to your home. The CE-1 is designed to house the AM and FM tuners (BC-1A and FM-3A) and the WA-P2 preamplifier along with the majority of record changers which will fit into the space provided. Adequate room is available in the rear of the unit to house any of the Heathkit amplifiers designed to operate with the WA-P2. The enclosure is flexible enough to give you a large choice in component installation. If only one tuner and the preamplifier are used, the two units can be installed in the tilt-out drawer, or if more convenient, either unit can be placed in the space provided in front of the changer compartment. The tilt-out shelf can be installed on either right or left side and the lift-top lid is similarly designed to lift from either side depending on your choice during construction. Good ventilation is achieved through appropriately placed slots in the bottom and back of the enclosure. Overall dimensions are 18" W. x 24" H. x 35½" D. The changer compartment measures 17¾" L. x 16" W. x 9⅝" D. All parts are pre-cut and pre-drilled for easy assembly and attractive hardware is supplied to match each style. The contemporary cabinet is available in either mahogany or birch and the traditional cabinet is available in mahogany only. Furniture grade plywood can be finished to your taste. Shpg. Wt. 46 lbs.



HEATHKIT  
AG-9A **\$34<sup>50</sup>**

Your own source of  
Hi-Fi audio signals



HEATHKIT  
AA-1 **\$49<sup>95</sup>**

3 Audio test instruments  
in one compact unit



HEATHKIT  
HD-1 **\$49<sup>50</sup>**

Check amplifier  
distortion quickly

#### AUDIO SIGNAL GENERATOR KIT

The model AG-9A is "made to order" for high fidelity applications, and provides quick and accurate selection of low-distortion signals from 10 CPS to 100 kc. Three rotary switches select two significant figures and a multiplier to determine audio frequency. Incorporates step-type and a continuously variable output attenuator. Output indicated on large 4½" panel meter, calibrated in volts and db. Attenuator system operates in 10 db steps, corresponding to meter calibration, in ranges of 0-.003, .01, .03, .1, .3, 1, 3 and 10 volts RMS. "Load" switch permits use of built-in 600-ohm load, or external load of different impedance. Output and frequency indicators accurate to within ±5%. Distortion less than .1 of 1% between 20 and 20,000 CPS. Shpg. Wt. 8 lbs.

#### AUDIO ANALYZER KIT

Complete high fidelity testing facilities are yours in the AA-1. It combines the functions of three separate instruments; an AC VTVM, audio wattmeter and a complete IM analyzer with filters and high and low frequency oscillators built in. VTVM ranges are: 0-.01, .03, .1, .3, 1, 3, 10, 30, 100 and 300 volts (RMS). Db scale reads from -65 to +52 dbm. Wattmeter ranges are: .15 mw, 1.5 mw, 15 mw, 150 mw, 1.5 w, 15 w and 150 w. IM scales are 1%, 3%, 10%, 30% and 100% full scale. Provides internal load resistors of 4, 8, 16 or 600 ohms. Combining and consolidating functions reduces the number of test leads and controls required for the same test. Complete instructions are provided for easy assembly, also valuable information on use of instrument. Shpg. Wt. 13 lbs.

#### HARMONIC DISTORTION METER KIT

Valuable in both designing and servicing of audio circuits, the HD-1 used with an audio signal generator, will accurately measure harmonic distortion at any or all frequencies between 20 and 20,000 CPS. Distortion is read on panel meter in ranges of 0-1, 3, 10, 30 and 100% full scale. Full scale voltage ranges of 0-1, 3, 10 and 30 volts are provided for the initial reference settings. Signal-to-noise ratio is measured on a separate meter scale calibrated in db. Features high input impedance (300,000 ohms) and 1% precision resistors in the VTVM voltage divider circuit for excellent sensitivity and accuracy. High quality components insure years of dependable service. Complete instructions provided for easy assembly and operation. Shpg. Wt. 13 lbs.

Heathkits are Your Best Dollar Value



**TRANSISTOR PORTABLE RADIO KIT**

The overwhelming sales of this outstanding transistor portable have made a substantial price reduction possible . . . in addition, an all new plastic molded case adds the finishing touch to the exceptional circuitry. Six name-brand (Texas Instrument) transistors are used for extra good sensitivity and selectivity. The 4" x 6" PM speaker with heavy magnet provides excellent tone quality. Use of this large speaker and roomy chassis make it unnecessary to crowd components adding greatly to the ease of construction. Transformers are prealigned so it is ready for service as soon as construction is completed. A touchup in alignment is easily accomplished on a station by following simple instructions in manual. Alignment tool furnished. Has built-in rod-type antenna for reception in all locations. Six standard size "D" flashlight cells are used for extremely long battery life (between 500 and 1000 hours) and they can be purchased almost anywhere. Cabinet is two-tone blue molded plastic with pull-out carrying handle. Dimensions are 9½" L. x 7¼" H. x 4" D. Shpg. Wt. 6 lbs.

Model XR-1-L: Identical to XR-1-P except in genuine leather case. Rich, warm sun-tan tone. Leather carrying strap included. Shpg. Wt. 7 lbs.

Leather Case: can be purchased separately if desired. Fits all XR-1P's and XR-1's. No. 93-1. Shpg. Wt. 3 lbs. \$6.95.



MODEL XR-1-L  
**\$34.95**

HEATHKIT  
XR-1-P **\$29.95**

**Newly designed plastic case . . . new low price!**

- ★ 4" X 6" SPEAKER FOR "BIG SET" TONE
- ★ LONG BATTERY LIFE (500 to 1000 Hours)




HEATHKIT  
CT-1  
**\$7.95**

**Test condensers right in the circuit**



HEATHKIT  
DF-1 **\$54.95**

**Pin-point your exact location**



HEATHKIT  
FD-1 **\$35.95 each**  
(5 volt model FD-1-6)  
(12 volt model FD-1-12)

**Detects gas fumes**



HEATHKIT  
MC-1  
**\$42.95**

**Save your boat batteries**

**IN-CIRCUIT CAPACI-TESTER KIT**

Check most capacitors for "open" or "short" right in the circuit with this handy kit. Detects open capacitors from about 50 mmf up, not shunted by an excessively low resistance value. Checks shorted capacitors up to 20 mfd (not shunted by less than 10 ohms). (Does not detect leakage nor check electrolytic condensers.) Employs a 60-cycle frequency for the short test and a 19 megacycle frequency for the open test. Uses electron beam "eye" tube for quick indication. Test leads included. Shpg. Wt. 5 lbs.

**TRANSISTOR RADIO DIRECTION FINDER KIT**

This transistor radio compass will double as a portable radio. Covers the standard broadcast band from 540 to 1600 kc. Ideal for use aboard boats and also on land by hunters, hikers, etc. A directional high-Q ferrite antenna rotates from the front panel to obtain a fix on a station. A 1 ma meter serves as null and tuning indicator. Prealigned IF transformers—six transistor circuit. Powered by tiny 9-volt battery with spare included. Dimensions 7½" W. x 5½" H. x 5¼" D. Shpg. Wt. 5 lbs.

**FUEL VAPOR DETECTOR KIT**

Protect your boat and passengers against fire and explosion with one of these fuel vapor detector kits. Indicates the presence of fumes on a three-co or "safe-dangerous" meter scale and immediately shows if it is safe to start the engine. A pilot lamp shows when the detector is operating. Easy to build and install, even by one not having previous experience. Operates from your boat battery. The kit is complete with heavy-duty neoprene insulated cable and includes spare detector unit. Shpg. Wt. 4 lbs.

**MARINE CONVERTER KIT**

Charge 6 or 12 volt batteries with this marine converter and battery charger. A panel mounted 25 ampere meter continuously monitors the charging current. Moisture and fungus proofed for rugged marine use. Convection cooling prevents unsafe temperature rise. The MC-1 has no moving parts, tubes nor blowers to wear out or break. Mounting brackets are supplied for easy installation on any boat. Ideal for keeping batteries fully charged or to supply extra current for appliances. Shpg. Wt. 16 lbs.

**HEATH COMPANY • a subsidiary of Daystrom, Inc. • Benton Harbor 15, Mich.**



New Styling - New Features...



HEATHKIT  
TX-1 \$229<sup>50</sup>

**Complete Versatility for Top-  
Notch Amateur Communications**

- ★ NEWLY DESIGNED VFO—ROTATING SLIDE RULE DIAL
- ★ MODERN STYLING—PROVISION FOR SSB ADAPTER

**"APACHE" HAM TRANSMITTER KIT**

Fresh out of the Heath Company laboratories, the brand-new "Apache" model TX-1 ham transmitter features modern styling and the latest in circuitry for extra fine performance. The "Apache" is a high quality transmitter operating with a 150 watt phone input and 180 watt CW input. In addition to CW and phone operation, built-in switch selected circuitry provides for single-sideband transmission through the use of a plug-in external adapter. These SSB adapters will be available in the near future. A compact, stable and completely redesigned VFO provides low drift frequency control necessary for SSB transmission. A slide rule type illuminated rotating VFO dial with vernier tuning provides ample bandspread and precise frequency settings. The bandswitch allows quick selection of the amateur bands on 80, 40, 20, 15 and 10 meters. (11M with crystal control). This unit also has adjustable low level speech clipping and a low distortion modulator stage employing two of the new 6CA7/EL-34 tubes in push-pull class AB operation. Time sequence keying is provided for "chirpless" break-in CW operation. The final amplifier is completely shielded for greater TVI protection and transmitter stability. Die-cast aluminum knobs and front panel escutcheons add to the attractive styling of the transmitter. Pi network output coupling matches antenna impedances between 50 and 72 ohms. Shpg. Wt. 107 lbs.

\$50.00 deposit required on C.O.D. orders. Shipped motor freight unless otherwise specified.



HEATHKIT  
DX-20 \$35<sup>95</sup>

**An Ideal  
Code Transmitter**



HEATHKIT  
DX-100 \$189<sup>50</sup>

**You'll be Proud to Own  
This Outstanding Performer**



HEATHKIT  
DX-40 \$64<sup>95</sup>

**Phone & CW Facilities  
at Low Cost**

**DX-20 CW TRANSMITTER KIT**

Designed especially for CW work, the DX-20 features high efficiency at low cost. An ideal rig for the novice or advanced-class CW operator. Plate power input is 50 watts, and covers 80, 40, 20, 15, 11 and 10 meters with single knob bandswitching. Features a single 6DQ6A tube in the final amplifier stage and a 6CL6 as a crystal oscillator. Pi network output circuit matches various antenna impedances between 50 and 1000 ohms and reduces harmonic output. Top-quality parts are featured throughout, including "potted" transformers, etc., for long service life. Complete shielding to minimize TVI. Removable metal pull-out plug on left end of cabinet provides access for crystal changing. Very easy to build with complete instructions supplied. Shpg. Wt. 19 lbs.

**DX-100 PHONE AND CW TRANSMITTER KIT**

Well known for its high quality and fine performance the DX-100 features a built-in VFO, modulator, and power supply, complete shielding to minimize TVI, and a pi network coupling to match impedances from 50 to 600 ohms. RF output is in excess of 100 watts on phone and 120 watts on CW, for clean strong signals on all ham bands from 10 to 160 meters. Single knob bandswitching and illuminated VFO dial and meter face add real operating convenience. RF output stage uses a pair of 6146 tubes in parallel, modulated by a pair of 1625's. High quality components are used throughout, such as potted transformers, silver-plated or solid coin silver switch terminals, aluminum-heat dissipating caps on the final tubes, copper plated chassis, etc. Shpg. Wt. 107 lbs.

\$50.00 deposit required on C.O.D. orders. Shipped motor freight unless otherwise specified.

**DX-40 PHONE AND CW TRANSMITTER KIT**

An outstanding buy in its power class the DX-40 provides both phone and CW operation on 80, 40, 20, 15, 11 and 10 meters. A single 6146 tube is used in the final amplifier stage to provide full 75 watt plate power input on CW, or controlled carrier modulation peaks up to 60 watts for phone operation. Modulator and power supplies are built in and single-knob bandswitching is combined with the pi network output circuit for complete operating convenience. Complete shielding to minimize TVI. Provision is made for three crystals. A four-position switch selects any of the three crystals or a jack for external VFO. Crystal sockets are reached through access door in rear of cabinet. High quality D'Arsonval movement panel meter. Shpg. Wt. 25 lbs.

For Real Ham Enjoyment



**"MOHAWK" HAM RECEIVER KIT**

Here is a ham receiver that any radio operator would be proud to own. The "Mohawk" has all the functions required for high quality communications with clear, rock-steady reception on all bands. This 15-tube receiver features double conversion with IF's at 1682 kc and 50 kc and covers all of the amateur frequencies from 160 through 10 meters on seven bands with an extra band calibrated to cover 6 and 2 meters using a converter. Receiver accommodations are provided for these converters which will be available in Heathkits soon. The "Mohawk" is specially designed for single-sideband reception with crystal controlled oscillators for upper and lower sideband selection. A completely preassembled, wired and aligned front end coil assembly assures ease of construction and top performance of the finished unit. Other features include five selectivity positions from 5 kc to 500 CPS, bridged T-notch filter for maximum heterodyne rejection, and a built-in 100 kc crystal calibrator. The set provides a 10 db signal-to-noise ratio at less than 1 microvolt input. Front panel features S meter, separate RF, IF and AF gain controls, T-notch tuning, T-notch depth, ANL, AVC, BFO, bandswitch, tuning, antenna trimmer, calibrate set, calibrate on, CW-SSB-AM, receive-standby, upper-lower sideband, selectivity, phone jack and a wide band rotating slide rule type vernier tuning dial with easy to read calibrations. Shpg. Wt. 67 lbs. \$50.00 required on C.O.D. orders. Shipped motor freight unless otherwise specified.



HEATHKIT RX-1 **\$274<sup>95</sup>**


**Now in Kit Form a Top Quality Ham Band Receiver**

- ★ PREWIRED AND ALIGNED FRONT END COIL ASSEMBLY.
- ★ CRYSTAL CONTROLLED OSCILLATORS FOR DRIFT-FREE RECEPTION.



HEATHKIT B-1 **\$8<sup>95</sup>**

**Get Proper Match Between Transmitter and Antenna**




HEATHKIT AM-2 **\$15<sup>95</sup>**

**Measure Standing Wave Ratio**



HEATHKIT VX-1 **\$23<sup>95</sup>**

**Eliminates Hand Switching**



HEATHKIT PM-1 **\$14<sup>95</sup>**

**Quick Check of Transmitter Operation**

**BALUN COIL KIT**

Unbalanced coax lines used on the most modern transmitters can be matched to balance lines of either 75 or 300 ohms impedance by using the model B-1 Balun Coil Kit. Can be used with transmitters and receivers without adjustment over the frequency range of 80 through 10 meters, and will handle power inputs up to 200 watts. Cabinet size is 10" square by 5" D. and may be located any distance from the transmitter or antenna. A protective cover is supplied to prevent damage in outdoor installations. Shpg. Wt. 4 lbs.

**REFLECTED POWER METER KIT**

The match of your antenna transmission system can be checked by measuring the forward and reflected power or standing wave ratio from 1:1 to 6:1 with this fine unit. Designed to handle a peak power of well over 1 kilowatt of energy the AM-2 may be left in the antenna system feed line at all times. Band coverage is 160 meters through 2 meters. Input and output impedances for 50 or 75 ohm lines. No external power required for operation. Cabinet size is 7 3/4" x 4 1/2" x 4 3/4". Shpg. Wt. 3 lbs.


**ELECTRONIC VOICE CONTROL KIT**

This unique device allows you to switch from receiver to transmitter merely by talking into your microphone... you get the advantage of "telephone-type conversation" as in single sideband but with regular AM transmission. The unit is adjustable to all conditions by sensitivity controls provided. A variable time delay control changes the "hold" time. Provision is made for receiver and speaker connections and also for a 117 volt antenna relay. Built-in power supply. Complete instructions provided. Shpg. Wt. 5 lbs.

**RF POWER METER KIT**


This self contained unit requires no power for operation. You simply place it close to the transmitter antenna to sample the RF field which is then indicated on the panel meter. Operates with any transmitter having an output frequency between 100 kc and 250 mc, regardless of power. Sensitivity is 0.3 volts RMS full scale, and a special control on the panel allows for further adjustment of the sensitivity. Measures 3 3/4" W. x 6 1/4" L. x 2" D. An easy way to put your mind at ease concerning transmitter operation. Shpg. Wt. 2 lbs.

**HEATH COMPANY • a subsidiary of Daystrom, Inc. • Benton Harbor 15, Mich.**



# Choose from a wide variety of Heathkits

## DUAL-CHASSIS 20 WATT HI-FI AMPLIFIER KIT



Model W3-AM  
(Shpg. Wt. 29 lbs.)

**\$49<sup>75</sup>**

## 12" UTILITY SPEAKER



Model 401-6  
(Shpg. Wt. 7 lbs.)

**\$7<sup>50</sup>**

## ALL-BAND RADIO KIT



Model AR-3  
(Shpg. Wt. 12 lbs.)

**\$29<sup>95</sup>**  
(less cabinet)

## CRYSTAL RADIO KIT



Model CR-1  
(Shpg. Wt. 3 lbs.)

**\$7<sup>95</sup>**


## BROADCAST BAND RADIO KIT



Model BR-2  
(Shpg. Wt. 10 lbs.)

**\$18<sup>95</sup>**  
(less cabinet)


## ELECTRONIC CROSSOVER KIT



Model XQ-1  
(Shpg. Wt. 6 lbs.)

**\$18<sup>95</sup>**


## "Q" MULTIPLIER KIT



Model QF-1  
(Shpg. Wt. 3 lbs.)

**\$9<sup>95</sup>**

## "AUTOMATIC" CONELRAD ALARM KIT



Model CA-1  
(Shpg. Wt. 4 lbs.)

**\$13<sup>95</sup>**

## GRID DIP METER KIT



Model GD-1B  
(Shpg. Wt. 4 lbs.)

**\$21<sup>95</sup>**

## VIBRATOR POWER SUPPLY KIT



6 volt Model VP-1-6  
12 volt Model VP-1-12  
(Shpg. Wt. 4 lbs.)

**\$7<sup>95</sup>**  
ea.

## VARIABLE FREQUENCY OSCILLATOR KIT



Model VF-1  
(Shpg. Wt. 7 lbs.)

**\$19<sup>50</sup>**

## PROFESSIONAL RADIATION COUNTER KIT



Model RC-1  
(Shpg. Wt. 8 lbs.)

**\$79<sup>95</sup>**

## ISOLATION TRANSFORMER KIT



Model IT-1  
(Shpg. Wt. 9 lbs.)

**\$16<sup>50</sup>**

## ELECTRONIC SWITCH KIT



Model S-3  
(Shpg. Wt. 8 lbs.)

**\$21<sup>95</sup>**

## REGULATED POWER SUPPLY KIT



Model PS-3  
(Shpg. Wt. 17 lbs.)

**\$35<sup>50</sup>**

## VOLTAGE CALIBRATOR KIT



Model VC-3  
(Shpg. Wt. 4 lbs.)

**\$12<sup>50</sup>**

## DIRECT-READING CAPACITY METER KIT



Model CM-1  
(Shpg. Wt. 7 lbs.)

**\$29<sup>50</sup>**

## TUBE CHECKER KIT



Model TC-2  
(Shpg. Wt. 12 lbs.)

**\$34<sup>95</sup>**

## EASY TIME PAYMENTS

AVAILABLE FOR YOUR  
CONVENIENCE...

Any order totaling \$90 or more can be paid for in small monthly payments (send for complete details).

## RESISTANCE SUBSTITUTION BOX KIT



Model RS-1  
(Shpg. Wt. 2 lbs.)

**\$5<sup>50</sup>**

## CONDENSER SUBSTITUTION BOX KIT



Model CS-1  
(Shpg. Wt. 2 lbs.)

**\$5<sup>50</sup>**


## CATHODE RAY TUBE CHECKER KIT



Model CC-1  
(Shpg. Wt. 10 lbs.)

**\$24<sup>95</sup>**

## LABORATORY RF GENERATOR KIT



Model LG-1  
(Shpg. Wt. 16 lbs.)

**\$48<sup>95</sup>**

## "Q" METER KIT



Model QM-1  
(Shpg. Wt. 14 lbs.)

**\$44<sup>50</sup>**

## DECADE CONDENSER KIT

Model DC-1  
(Shpg. Wt. 3 lbs.)

**\$16<sup>50</sup>**

## DECADE RESISTANCE KIT

Model DR-1  
(Shpg. Wt. 4 lbs.)

**\$19<sup>50</sup>**



An important announcement for everyone considering a small-space wide-range speaker system . . . monaural or stereo

# ACTUAL TESTS PROVE University RRL\* SUPERIOR

ULTRA LINEAR RESPONSE SYSTEMS

Compared with competitive widely publicized high compliance small-space systems

AT \$40 to \$85 SAVING



RRL systems use a specially designed acoustic coupler to load the new University high compliance woofer, enabling it to radiate tremendous bass energy with only small cone excursions. This achieves greater linearity and virtually eliminates distortion. Tweeter response, carefully matched to the woofer's acoustic output, is smooth and flat to beyond 20,000 cps. Result: better bass, cleaner treble, smoother response than any competitive small-space, high compliance units based on totally sealed enclosures using "air spring" capacitance loading.

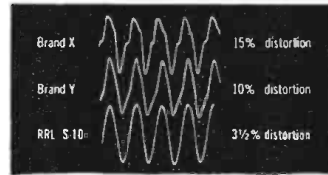
\*RRL - Radiation Resistance Loading

# PROOF OF SUPERIORITY

. . . as demonstrated by actual comparative measurements\* of University Model S-10 RRL ultra linear response system . . . and widely publicized competitive brands X and Y, under identical conditions.

## 75% LESS BASS DISTORTION

Distortion measured at 30 cycles with equal sound output for all systems.



Brand X ..... 10%  
Brand Y ..... 15%  
RRL S-10 ..... 3 1/2%

The highly efficient S-10 requires only 1/4 of the cone excursion of Brands X and Y to produce the same sound output. Result: greater inherent linearity and 75% less distortion.

Brands X and Y reach overload conditions 4 times sooner (6 db) than the S-10. Bass distortion at higher sound levels is therefore considerably greater with X and Y than with the S-10.

## LOWER POWER REQUIREMENTS

Measured average of acoustic energy in 30-100 cps range, demonstrated that Model S-10 performed . . .

4 db better than Brand X  
2 db better than Brand Y

This test shows that the S-10 is, in effect, 100% more sensitive. (The ultra linear response systems will fill any average room with sound above normal listening level, using any high quality low power high fidelity amplifier.)

## \* HOW TESTS WERE CONDUCTED

Frequency response was obtained in an anechoic chamber, using a calibrated Western Electric 640AA Microphone and RA-1095 Amplifier, a General Radio Model 1304B Beat Frequency Oscillator and a Sound Apparatus Model FRA Graphic Recorder.

Distortion was measured with a Hewlett-Packard Model 350B Distortion Analyzer. The speakers were driven from a Hewlett-Packard Model 200AB Audio Oscillator, feeding a McIntosh 50-watt Power Amplifier.

## GREATER SAVINGS WITH STEREO!

These RRL systems incorporate an exclusive University woofer feature . . . a *dual voice coil* . . . that receives the fully separated bass energy from both stereo channels and provides authentic full bass response without need for expensive or complicated networks, or an additional woofer and woofer enclosure. Thus you can have a complete stereo speaker system consisting of one RRL S-10 and a matching stereo adapter (speaker system with bass response attenuated below the 150 to 200 cycle range) for approximately the same cost as a single monaural Brand X and less than a single monaural Brand Y.

## WIDER FREQUENCY RESPONSE

Brand X ..... 7 db down at 15,000 cps  
Brand Y ..... 2 db down at 15,000 cps  
RRL S-10 ..... flat to beyond 20,000 cps

Measured average acoustic energy, 7000-20,000 cps, for equal power inputs, demonstrates that Model S-10 performs . . .

5 db better than Brand X  
2 db better than Brand Y

Ultra linear response systems are not handicapped by the treble deficiencies common to competitive systems. With clean program material, the remarkably flat response and exceptionally true reproduction of upper harmonics by the S-10 result in amazingly realistic reproduction without "harshness." A Program Distortion Filter is provided which can be switched into the circuit to correct for inferior radio programs, worn records, tapes, etc.

## NO "DAMPING FACTOR" PROBLEMS

Model S-10 RRL will work at maximum effectiveness with any modern (low internal impedance) high fidelity amplifier. No damping factor adjustment at all is needed, whereas both Brands X and Y require optimum settings. If an amplifier does not have this control the performances of Brands X and Y may be adversely affected.

**ALL THIS...AND MAJOR COST SAVINGS TOO!**

You don't pay a premium for RRL's improved quality and performance. University's superior design and manufacturing know-how has resulted in substantial cost savings to the consumer. Compare for yourself!

Brand X	over \$180
Brand Y	over \$220
RRL Model S-10	\$139

## ALREADY THE ACCEPTED LEADER

At WFUV-FM, pioneering stereo in New York City via FM-Multiplex, RRL systems have been selected for studio monitoring and public demonstrations. Fred Waring chose RRL systems for his latest nationwide high fidelity concert tour. "Research House, 1958" of Beverly Hills, California, awarded its Seal of Research Approval to the RRL systems for their beautiful design as well as quality performance. The undeniable superiority of the RRL ultra linear response speaker systems has been recognized by all authorities who know music and whose work demands the finest in speaker systems.

Hear these magnificent speaker systems at your dealer... soon!

**LISTEN** University sounds better

UNIVERSITY LOUDSPEAKERS, INC., 80 SO. KENSICO AVE., WHITE PLAINS, N. Y.

RADIO & TV NEWS





# Hi-Fi-Audio

## Product Review

### AUDIO OSCILLATOR

Dunlap Electronics, Inc. of 764 Ninth St., Des Moines, Iowa has developed two new audio oscillators which will supply audio signals for general testing and measurement in radio, TV, and sound-system applications.

The units furnish audio signals of 1000 and 400 cps at output levels of




zero db and -60 db at an output impedance of 600 ohms. Model PO-2 has the output available at two phone plugs arranged to fit a standard patch-panel jack. The Model CO-2 terminates in two clip leads for general circuit testing. Switches on top of the units control the output levels and operating frequencies. These self-contained, battery operated units measure 1 3/8" x 2" x 4" and weigh approximately one pound. Printed circuits are used in the construction.

For further details and price information, write the manufacturer.

### "STERECORDER" 555-A

Superscope, Incorporated, 780 Gower St., Hollywood 38, Calif. has announced the availability of a new model "Sterecorder," the 555-A.

The unit will record and play back stereo tapes. It will record stereophonically from two microphones or from AM-FM sources. The unit itself contains two built-in preamps and two 4-watt power amplifiers. Tapes speeds



are 7.5 and 3.75 ips. Frequency response is  $\pm 2$  db from 50 to 12,000 cps at 7.5 ips and 30 to 10,000 cps at 3.75 ips.

The instrument is equipped with two dynamic microphones and a 4" x 6" monitor speaker. Matching 12" Lansing "Signature" speakers in individual en-

losures are available at additional cost.

This unit is also available with an extra stereo playback head (30 to 12,000 cps) to handle recorded 4-track stereo tapes.

The company will forward a comprehensive data sheet on the Model 555-A upon request.

### "CROWN STEREO-X"

International Radio & Electronics Corporation, South 17th St. & Mishawaka Rd., Elkhart, Ind. is currently marketing a new portable stereo tape recorder as the "Crown Stereo-X."

Standard units provide speeds of 15, 7.5, and 3.75 ips with other tape speeds available on request, split or full-track erase, as desired.

Frequency response is 20-30,000 cps  $\pm 2$  db at 15 ips; 20-20,000 cps  $\pm 2$  db at 7.5 ips; and 20-10,000 cps  $\pm 3$  db at 3.75 ips. Flutter and wow is .07% at 15,



.09% at 7.5, and .2% at 3.75 ips speeds. The signal-to-noise ratio is 54 db. All specs determined by NAB standards.

The machine will handle all reel sizes from 5" to the 10 1/2" NAB type with 14" reels accommodated by the long-play model. Fast forward and rewind time is 55 seconds for 2400 feet.


The recorder is of aluminum construction throughout with satin anodized engraved panels.

### TAPE CONTAINERS

The Magnetic Shield Division of Perfection Mica Company, Chicago 22, Ill. has recently introduced a line of shielded tape containers designed especially to preserve and protect valuable and irreplaceable recorded tapes.

The containers are available in many sizes and shapes to suit individual requirements. There are round and rectangular cases as well as a new line of round 7 1/2" diameter cases for individual 5" and 7" reels. The containers are made from "Netic" and "Co-Netic" alloys which are non-shock sensitive and non-retentive. They are said to remain effective indefinitely without periodic annealing.

ONLY FROM UNIVERSITY... A FULL LINE OF RRL ULTRA LINEAR RESPONSE SYSTEMS AND KITS



### Outstanding for monaural—ideal as a stereo pair Model S-10 2-WAY SYSTEMS

Components of the S-10 comprise the new 12" C-12HC high compliance, dual voice coil woofer, employed with the UL/HC 2500 cps tweeter and the special matched-level HC-2 crossover network. Also included the Program Distortion Filter to correct for stridency of inferior radio programs, worn records, tapes, etc. The enclosure is constructed of extra heavy 3/4" furniture hardwoods. Gracefully styled to harmonize with any decor. Model S-10H is for upright use; S-11L, lowboy. Legs on base are removable for shelf, bookcase, or built-in applications. 24" x 14" x 14 1/2" deep. Shpg. wt., 51 lbs. User net: Mahogany—\$139.00, Blond or Walnut—\$143.00.

...And greater efficiency, greater RRL advantages


### Model S-11 3-WAY SYSTEMS

The S-11 truly stands alone in its field! It cannot be compared with any other existing high compliance system... but only with the most elaborate speaker systems, such as University's famed "Classic." Its handsome compact RRL enclosure houses the new heavy duty high compliance 15" C-15HC dual voice coil woofer. The new HC-3 network provides 500 cps crossover to the 2-way Diffusicone-8 Diffaxial for mid-range and 2500 cps crossover to the special UL/HC Hypersonic Tweeter for response to beyond audibility. The unique Program Distortion Filter and "balance" control complete this magnificent system. Model S-11H is for use as upright; Model S-11L, as lowboy. 26 3/4" x 19 1/2" x 17 1/2" deep. Shpg. wt., 80 lbs. User net: Mahogany—\$245.00, Blond or Walnut—\$249.00.

### FOR EVEN GREATER SAVINGS...

### Ultra Linear component kits CUL-10, CUL-11

Enjoy the satisfaction of assembling your own superb Ultra Linear Response system along with the added savings thus made possible. Speaker Kit CUL-10 comprises the identical components of Model S-10; speaker kit CUL-11, the components of Model S-11. Both kits are furnished with all wiring cables and complete easy-to-follow instructions for building and installing your own RRL enclosure. User net: CUL-10 — \$88.50, Shpg. wt., 15 lbs. CUL-11 — \$164.50. Shpg. wt., 37 lbs.



UNIVERSITY LOUDSPEAKERS, INC., WHITE PLAINS, N.Y.

# DYNAKIT AMPLIFIER KITS

A great amplifier circuit of superb listening quality in money-saving kit form!



**MARK III** 60 watts **79.95\***  
net

The new Mark III includes all the sensational attributes of the popular Mark II plus these outstanding deluxe features

- ★ 60 watts at less than 1% distortion. Instantaneous peak power of 140 watts. IMI less than .05 at average listening levels.
- ★ Choke filtering and low noise circuitry reduce hum and noise to 96 db below 60 watts.
- ★ New rugged KT-88 tubes and other heavy duty parts used conservatively.

MARK III—also available with added 70 volt output. **Mark III-70 84.95\***  
net

**MARK II** 50 watts **69.75\***  
net

The Mark II is the best buy in high power high fidelity kits

- ★ Ease of assembly due to uniquely simple circuitry and printed circuit construction with factory-mounted parts.
- ★ Highest stability using patented stabilizing networks with minimum number of phase shifting stages. Suitable for all loudspeaker systems including electrostatic.
- ★ Dyna Biaset (patent pending) for simplified adjustment and complete freedom from effects of unbalanced components. No balancing adjustments required to meet published specifications.
- ★ Dynaco Super-Fidelity output transformer with patented para-coupled windings. This is the finest available transformer of its type for the most critical audio uses.

**COMING SOON!  
DYNACO  
PHONO PICKUP  
FOR MONOPHONIC  
AND STEREO DISCS**

Available from leading Hi-Fi dealers everywhere. Descriptive brochure available on request.

\*Slightly higher in West

**DYNACO INC.**

Dept. RT, 617 N. 41st St., Phila. 4, Pa.


Export Division: 25 Warren St., New York 7, N. Y.

Recommended for expensive monaural and stereo tapes for the home hi-fi system, these containers were originally developed for defense and industrial applications. *Allied Radio* in Chicago is handling distribution of these tape containers.

## "STEREO-VERTOR"

*Components Corporation* of Denville, N. J. has announced the availability of a new "Stereo-Vertor" for playing both 45-45 and MSD stereo records.

This unit will demodulate an FM multiplex subcarrier and thus serve three ways for stereo reproduction. It




is designed to be used with any existing monaural preamp. The unit will play MSD stereophonic discs by providing the proper filters to separate the carrier from the A + B channel and carrier amplification, limiting, and detection. It converts the FM multiplex output from an FM tuner to two separate channels and recombines them stereophonically into two outputs suitable for use with standard power amplifiers and speakers. It also provides the second preamp channel for use with a 45-45 pickup and provides equalization for use with either a magnetic or ceramic stereophonic pickup.

The "Stereo-Vertor" measures 3½" high, 8" long, and 4" deep and weighs approximately 3 pounds. Full specifications on this unit will be supplied by the manufacturer on request.

## TAPE-CARTRIDGE MACHINE

*Pentron, Inc.*, 777 S. Tripp Ave., Chicago, Ill. has recently unveiled its new hi-fi stereo tape-cartridge recorder to the trade.

The two-speed, lightweight machine will play not only the *RCA* 4-track



tape cartridges at 3.75 ips but will play and record at 7.5 ips. At the 3.75 ips speed, music lovers will be able to enjoy a full hour program on a

single cartridge without touching the machine. The unit will also play standard 2-track stereo tapes.

The recorder features five non-jam push-button tape transit controls and a completely functional carrying case. It has a separate preamplifier for each channel and an additional 5-watt power amplifier. Also included are such features as a vu-type meter, automatic shut-off at the end of each cartridge, retractable pressure pads for quick and easy cartridge loading, plus frequency response from 40 to 15,000 cps.

Other features are dual speakers, automatic index counter, fingertip speed-change control, two input jacks, and two output jacks.

The company also announced that all of its open-reel type recorders produced since mid-August are capable of handling both the 3.75 4-track and 7.5 ips 2-track stereo tapes as well as play, record, and erase monaurally.

## COMPACT VU METERS

*Assembly Products, Inc.* of Chesterland, Ohio is now offering a new line of vu meters which meet ASA C16.5-1954 standard but occupy at least 15 percent less panel space than comparable units.

The meters are being supplied in the new Model 561 housing that exposes only the indicating area. The remaining 30 per-cent of the meter is mounted



behind the panel. For easier reading without strain, the dial of the new meter not only has the usual buff background and red numerals, but is tilted back 6 degrees from the horizontal so that glare is reflected upward. To further aid visual comfort, the meter may be illuminated from behind the panel through a strip of translucent plastic across the top of the dial section.

The new meter has a response time for a step change of .3 second, ± 10%. Overshoot is 1 to 1.5%. Calibration follows circuit conditions as defined in the Standard.

## MONAURAL-STEREO PREAMP

*Heath Company* of Benton Harbor, Mich. is now marketing a new preamp which provides all the controls required for either monaural or stereo sound reproduction.

Offered in kit form, the monaural preamp (Model SP-1) is designed to serve as a "building block" in establishing a stereo system. The second channel for stereo can be added at a later date without rewiring. The second channel plugs in for fast conversion or the unit can be built as a stereo

preamp from the start (Model SP-2). This latter unit features twelve sep-



arate inputs, six on each channel with input level controls. Six dual-concentric controls consist of two 8-position selector switches, two bass, two treble, two volume level, and two loudness controls, a scratch filter switch, and a four-position function switch.

The function switch provides settings for stereo, two-channel mix, channel A or channel B for monaural use. Inputs include tape, mike, magnetic phono cartridge, and three high-level inputs. The tape input has NARTB equalization and the input selector provides for RIAA, LP, and 78 rpm record compensation.


Construction is simplified by the use of two printed circuit boards (one in each channel) and encapsulated printed circuits.

#### BOGEN STEREO CONVERSION

David Bogen Company, P. O. Box 500, Paramus, N. J. is now offering two low-cost units for converting present hi-fi systems to stereo.

The STA1 stereo adapter and ST10-A adapter-amplifier permit rapid conversion of any Bogen hi-fi unit, irrespective of age. The STA1 permits single-knob control of the volumes of both amplifiers in addition to allowing the user to balance the levels of both channels, invert channels, and select either stereo or monaural sound sources.

The ST10-A is designed to convert an existing monaural hi-fi system into a two-channel stereo system. It incorporates a two-channel preamplifier and a 10-watt amplifier with volume control for both channels simultane-



ously. The unit accommodates a stereo signal from stereo tape or disc. Channel 1 consists of a preamp, 10-watt (Continued on page 92)



### RUINED...

fuzzed up — distorted — trash — your precious record collection swept away because you took chances with an ordinary old fashioned diamond needle. So easy to completely protect your collection with the "Needle That Remembers" — The Duotone Diamond Needle with the safety extra of a memory. Tells you when to check or change your needle. Costs no more. Get details from leading dealers or booklets from Duotone, Keypoint, New Jersey.

## DUOTONE...

*is different*

# New G-E "Golden Classic" stereo-magnetic cartridge



"GOLDEN CLASSIC" Model GC-7 (shown above) with .7 mil diamond stylus \$23.95\*

"GOLDEN CLASSIC" Model GC-5 (for professional-type tone arms) with .5 mil diamond stylus \$26.95\*

"STEREO CLASSIC" Model CL-7 with .7 mil synthetic sapphire stylus ... \$16.95\*  
\*Manufacturer's suggested resale prices

For matchless reproduction, use with G.E.'s new "Stereo Classic" tone arm. Write for complete specifications. Ask for a demonstration at your dealer's soon. General Electric Company, Specialty Electronic Components Dept., Section 58, W. Genesee St., Auburn, N. Y.

**makes stereo a practical reality — at a very realistic price!**

- Compatible with both stereo and monaural records
- Full frequency response, 20 through 20,000 cycles
- "Floating armature" design for increased compliance and reduced record wear. Effective mass of stylus approximately 2 milligrams
- High compliance in all directions—lateral compliance  $4 \times 10^{-6}$  cm/dyne; vertical compliance  $2.5 \times 10^{-6}$  cm/dyne
- Recommended tracking force with professional-type tone arm 2 to 4 grams
- Consistently high separation between channel signals. (Specifications for Model GC-5 with .5 mil diamond stylus.)

GENERAL  ELECTRIC

# First the fabulous TD-124




TD-124 \$99.75 net

# NOW

## two new "TD" Stereo-Monaural turntables



TD-134 \$60.00 net



TD-184 \$75.00 net

Here's good news for budget-minded hi-fi aficionados. These two new Thorens turntables (with integral tone arm) give you the same basic drive mechanism you get in the ultra-precise TD-124 transcription turntable, but they're streamlined for economy. See the new TD-184 and TD-134 at your authorized Thorens hi-fi dealer's today.

**TD-134 Manual Player.** 4 speeds. It has the same precision-machined, adjustable-speed drive as the Thorens TD-124 transcription turntable for minimum wow, flutter and rumble. Turntable floats on nylon bearings. Integral tone arm equals tracking performance of separate arms costing as much as half the price of this entire unit. Plug in adapter for standard stereo or monaural cartridges. 15" x 12", extends 2½" below panel, 3" above.

**TD-184.** Same as TD-134 with semi-automatic operation: One dialing motion selects 7", 10" or 12" record size, starts motor. Arm literally floats down into first record groove on air; adjustable piston controls lowering speed. Absolutely no connection between arm and table during playing. Featherweight position trip shuts off player at end of record, idler disengages and arm lifts. Manual reject control permits shut-off, interruption or manual operation.



Thorens celebrates 75 years of progress in music reproduction

# THORENS


SWISS MADE PRODUCTS  
HI-FI COMPONENTS • LIGHTERS  
SPRING-POWERED SHAVERS  
MUSIC BOXES  
NEW HYDE PARK, NEW YORK

power amplifier to drive a speaker, and a tone control while Channel 2 consists of a preamp and cathode-follower to drive the high-level input (such as auxiliary, tape, or tuner) of the amplifier in an existing installation.

### STEREO DUAL AMP-PREAMP

*Electronic Instrument Co. Inc.*, 33-00 Northern Blvd., Long Island City 1, N. Y. has added a new stereophonic dual amplifier-preamplifier to its *EICO* line of audio gear available in kit and factory wired form.

The Model HF81 selects, amplifies, and controls any stereo source—tape, discs, broadcasts—and feeds it through



the self-contained dual 14-watt amplifiers to a pair of speaker systems. When the source is monophonic, 28 watts are available to the speaker systems.

The unit provides separate low-level input in each channel for magnetic phono cartridge, tape head, and microphone; separate high-level inputs for AM tuner, FM tuner, FM multiplex, two auxiliary A inputs and two auxiliary B inputs; ganged level controls and separate balance control; independent low-distortion bass and treble controls in each channel; identical Williamson-type push-pull EL84 power amplifiers with quality output transformers; hum balance control, etc.

The amplifier-preamp is housed in a shielded modern enclosure suitable for custom or free-standing installation. It measures 15" wide, 10½" deep, and 4¾" high. Write the manufacturer for full details.


### SPEAKER SYSTEMS FOR STEREO

*British Industries Corporation*, 80 Shore Road, Port Washington, N. Y. is now offering two *Wharfedale* "ready-to-play" two-speaker systems which have been especially designed for stereo applications.


The W/AF/1 contains a W10/FSB 10-inch full-range speaker and tweeter with balancing control. The speakers are integrated with a special enclosure (the AF10), incorporating the new patented "Acoustic-Filter" design which improves power-handling capacity at low frequencies and reduces standing-wave effects. The enclosure measures 30" high, 17" wide, and 12" deep and is built entirely of heavy



RADIO & TV NEWS



## PROFESSIONAL QUALITY POPULAR PRICE!



REG. U.S. PAT. OFF.

# SCOTCH BRAND Magnetic Tapes

"SCOTCH" IS A REGISTERED TRADEMARK OF 3M CO., ST. PAUL 6, MINN. EXPORT: 99 PARK AVE., NEW YORK 16, CANADA; LONDON, ONTARIO.

**MINNESOTA MINING AND MANUFACTURING COMPANY**

... WHERE RESEARCH IS THE KEY TO TOMORROW



From  
any Point of View,  
more Experts choose  
**ACROSOUND**  
*ULTRA-LINEAR II*  
60 watt amplifier



**DESIGN** The combination of patented ULTRA-LINEAR circuitry—plus new HYBRIO FEEDBACK principle—VARIABLE DAMPING control, and ULTRA STABILITY, represents a new high in the art of amplifier design . . . an example of ACROSOUND'S latest achievement in AMERICAN Know-How. This superiority of design now enables anyone with or without any previous knowledge of electronics to assemble for himself or herself . . . (yes! it's that easy!) . . . the finest of amplifiers and at a most reasonable cost. In only two hours!



**PERFORMANCE** By listening test, or by instruments . . . second to none in clarity and frequency response. Normal level distortion is virtually unmeasurable—1M 1% or less at 60 watts, 120 watts peak. Completely stable . . . unaffected by loads, perfect square waves.



**QUALITY** Every part going into the assembly of critical and even non-critical circuitry is tested and checked to allow no more than  $\pm 1/2\%$  variation from ACROSOUND'S standards. Specialized test equipment unavailable commercially was designed in ACROSOUND'S laboratories to achieve this result. Every printed circuit board is placed in trial operation on a laboratory amplifier. Output tubes are matched by trial and double checked.



**COMPONENTS** ACRO'S newest TO-600 output transformer with special hybrid winding—separates functions of output circuit and feedback circuit. Heavy duty, completely assembled, and thoroughly tested, printed circuit board assures uniformity of performance. Low distortion EL34 output tubes are operated well within their ratings ensuring long tube life and optimum performance.

**PRICE** In preassembled kit form so that you may save money, learn while doing, and have the proud satisfaction you built the best for only \$79.50 net . . . or if you feel you would prefer it laboratory assembled it still represents a bargain at \$109.50 net.

**HEAR IT AT YOUR DEALER NOW!**

BE READY FOR ACROSOUND DISTORTIONLESS PRE-AMP DESIGNED FOR THE STEREO PHILE

Experts know why ACRO is best!  
Others . . . Learn why! Write to

**ACRO PRODUCTS**  
369 SHURS LANE  
PHILA. 28, PA.

hardwood. It is available in genuine mahogany, walnut, or blonde. System impedance is 15 ohms.

The W/AF/2 system is similar to the W/AF/1 in outward appearance but is somewhat larger in size (36 $\frac{3}{4}$ " high, 23" wide, and 15 $\frac{1}{2}$ " deep). It includes the "Super" 12/FS/AL 12-inch full-range speaker and a "Super" 3" tweeter with balancing control. It also incorporates the "Acoustic-Filter" design. Finishes and system impedance are the same.

Both enclosures are available separately without the speaker systems. Write Dept. K48 of the company for full details and prices.

**AUDIO CATALOGUES**  
**STEREO DISC BOOKLET**

The Commercial Service Section of RCA Service Company, Camden 8, N. J. has published a new illustrated booklet which explains clearly in readily understandable terms the RCA Victor stereophonic recording system.

Entitled "Living Stereo," the booklet explains the principles of stereo, methods of recording, elements of the company's instruments, and details on the 45/45 recording system.

Illustrated with photographs, exploded view diagrams, and schematic drawings, the booklet answers the questions which are being asked by dealers and technicians on this new development.

Copies of the booklet are available at 50 cents each. Orders and payment should be sent direct to the company at the above address.

**E-V CATALOGUE**

Electro-Voice, Inc. of Buchanan, Michigan has just issued a comprehensive 16-page catalogue covering its line of audio and communications equipment.

Included in this publication are details on microphones and accessories, communications gear, p.a. projectors, phono cartridges, hi-fi enclosures and speakers, speakers and components, and do-it-yourself enclosure kits.

For a free copy of this handy buying guide, write the manufacturer direct.

**LANSING AUDIO LINE**

James B. Lansing Sound, Inc., 3249 Casitas Ave., Los Angeles 30, Calif. has issued a new folder, No. SC 504, which carries some forty photographs, drawings, and charts to amplify the technical data on speakers, high- and low-frequency drivers, dividing networks, and various types of enclosures and horns comprising the firm's audio line.

Featured is the "Hartsfield" monaural speaker system and the new "Ranger Paragon" integrated stereophonic reproducer. Beside the various finish styles of the "Paragon," it is also available unfinished for studio, laboratory, or built-in home use.

Copies of the new catalogue are available without charge from the manufacturer.

**GREAT!**




Photo by Hy Peskin, courtesy of Sports Illustrated © Time, Inc.

Summed up in this one picture is the dogged courage of a man grimly striving to hold his crown . . . the determination of an exhausted ex-champion . . . the brutality of a big-money fight.

It's a great picture—one of more than 300 selected by the Editors of Popular Photography for publication in the 1959 Edition of the PHOTOGRAPHY ANNUAL.

Sports, glamour, action, portraits, landscapes, children—in color or black-and-white—whatever your preference in pictures, you'll want to own a copy of the 1959 PHOTOGRAPHY ANNUAL. On sale now—look for it at your favorite newsstand or camera store!



Only \$1.25 everywhere

RADIO & TV NEWS

## Simple Stereo Amplifier

(Continued from page 51)

against the side of the cabinet by a 6-32 bolt and nut. The lower ear is wedged into the space between the circuit board and side of the cabinet. Connections must be made to the transformers by flexible wires before the transformers are slipped into their final positions.

Output (voice-coil) connections must be made with the correct polarity to provide negative feedback. Proper connections for Merit A-2904 transformers are as follows: Primary: brown, "B+"; red, Grid No. 2; blue, plate. Secondary: No. 1, hot output and feedback; No. 6, ground output. Other makes of transformers may require different connections.

Assembly of the amplifier is completed by attachment of aluminum cover plates to top and bottom. Both covers must have ventilation holes. The amplifier becomes quite hot in operation and if it is to be mounted in a warm or congested location, more holes than shown in the photos should be drilled and, in addition, the sides of the cabinet should be perforated.

The power supply is assembled on a 4" x 6" x 3" chassis, using conventional mounting and wiring procedures. Power requirements of the amplifier are 265 volts d.c. at 100 ma. and 6.3 volts a.c. at 1.2 amps.

### Testing and Operation

For the first trial under power,  $R_1$  (Fig. 2) should be set to a point near its maximum resistance. The power and line cables are then connected and the line power switch is turned on. After checking to see that all tubes are lighted and no components are seriously overheating, several voltage measurements are made. The "B+" 265-volt terminal should now measure about 200 volts above ground (chassis). If the reading is much lower than this, turn the power off immediately and look for a possible short circuit. A high voltage at this point indicates a possible open or high-resistance circuit.

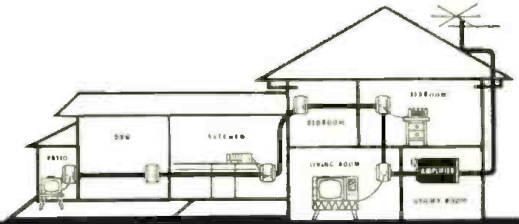
When everything appears to be normal,  $R_1$  is adjusted until voltage at the "B+ 265 v." terminal reaches that value. Adjustment of this voltage is important in securing minimum distortion at maximum power output. Corresponding correct voltages at various tube pins in Fig. 1 are as follows (all positive with respect to chassis):  $V_1$ : Pins 1 and 6, 130 v.; Pins 2 and 7, 1.5 v.  $V_2$  and  $V_3$ : Pins 1 and 8, 255 v.; Pin 9, 245 v.; Pin 7, 14 v.

The amplifier is now complete and ready for a final listening test. The pickup cartridge is connected by two shielded lines terminating in pin plugs. The speaker circuits have a common, grounded terminal, thus a 3-wire cable may be used between the amplifier and the speakers.

-30-

# JERROLD

announces **The First**  
**AMPLIFIED**



## Plug-In TV-FM HOME SYSTEM




## Now in Complete, Easy-To-Install Kit!

Now the world's first fully amplified home system comes in a lightweight kit that's a handsome selling tool with everything you need to bring hi fidelity TV and FM reception to every room of a home!

Each kit contains a broadband VHF (TV & FM) amplifier, sufficient 300 ohm Twin-Lead, and 5 outlets for surface or flush mounting, creating a complete system for any new or existing home.

No Trimming of Wire Necessary . . . No Soldering! Quick Screw-driver Installation!



HOME SYSTEM COMPONENTS AVAILABLE SEPARATELY. FOR COMPLETE DETAILS SEE YOUR JERROLD DISTRIBUTOR OR WRITE DEPT. PD84

# JERROLD


**ELECTRONICS CORPORATION**  
The Jerrold Building, Philadelphia 32, Pa.

Jerrold Electronics Corp., Ltd., Toronto, Canada

Export Representatives, CBS International, New York 22, N.Y.

LOOK TO JERROLD FOR AIDS TO BETTER TELEVIEWING

**For limited  
budget  
stereo . . .**



**QUAM**

*"Best Buy"*

**HIGH FIDELITY  
SPEAKERS**

Quam Hi-Fi Speakers perform as well as or better than hi-fi speakers costing up to twice as much . . . because their design emphasizes performance rather than non-functional decorative features.

Quam Hi-Fi Speakers offer you the perfect way to keep within your customer's budget without compromising the quality of the system. Quam Hi-Fi Speakers represent the accumulated skill and experience of thirty years of fine speaker manufacturing.

See your Quam distributor or write us directly for complete information on the full line of Quam Hi-Fi Speakers—extended range, tweeters, woofers, coaxials.

**QUAM-NICHOLS CO.**  
238 EAST MARQUETTE ROAD  
CHICAGO 37, ILLINOIS

**SEND  
RADIO & TV NEWS  
EVERY MONTH**



name \_\_\_\_\_

address \_\_\_\_\_

city \_\_\_\_\_ zone \_\_\_\_\_ state \_\_\_\_\_

Check one:  3 years for \$10  
 2 years for \$7  
 1 year for \$4

In the U. S., its possessions, and Canada.  
Foreign rates: Pan American Union countries, add .50 per year; all other foreign countries, add \$1.00 per year.

Mail to: **RADIO & TV NEWS**  
Dept. R-108  
434 S. Wabash Ave., Chicago 5, Ill.

**Key Test Points in TV**  
(Continued from page 63)

r.f. tubes such as the 6BQ7 are often driven harder than they should be.

Thus, while a glance in the tube manual would lead you to expect 11 ma. or so of plate current (11-volt drop across 1000 ohms), you will often normally find 20 ma., and sometimes considerably more, if there is a weak or no-signal condition and the a.g.c. is producing zero bias on the tuner bias line. A check across the r.f. decoupling resistor when tuning to different channels is most revealing. The current flow may vary from 23 ma. on a very weak signal to less than 1 ma. on a really strong one—a good explanation for the fact that some cascode tubes apparently go on forever, while others have to be replaced every few months.

**Total "B+" Drain**

Almost every set uses a choke for "B+" filtering and the voltage drop across this component can be used as an indication of the total current drain of the receiver. However, if the check is being made to find out why the rectifier tube keeps failing more quickly than is normal after replacement, be careful. Don't overlook the fact that the current through the filter choke does *not* include the current through the input filter capacitor. Excessive leakage through this capacitor will damage the rectifier, but this leakage current will be bypassed to ground without ever having passed through the choke.

-30-

Soldier inspects message from new super-speed teletypewriter developed for U.S. Army by Kleinschmidt Laboratories. By far the fastest machine of its kind, it stamps out messages at 750 words a minute—ten times faster than standard equipment. Tape spews from the device at more than seven inches a second. Mounted on a radio-equipped jeep, the new message printer and code puncher is tested as part of a unified mobile communications center, of which the radio van that is seen in the left background is a part.



**RADIO & TV NEWS**





# LAFAYETTE'S 1959 CATALOG

*"Everything in Electronics"*

260 GIANT-SIZED PAGES

## Our 38th Year

The Complete Catalog Featuring  
**"The Best Buys In The Business"**

FOR THE NEWEST AND FINEST IN  
STEREOPHONIC HI-FI EQUIPMENT AND SYSTEMS

- TAPE RECORDERS ● PUBLIC ADDRESS SYSTEMS
- AMATEUR EQUIPMENT ● INDUSTRIAL SUPPLIES
- MINIATURE COMPONENTS ● RADIO & TV TUBES AND PARTS
- EXCLUSIVE LAFAYETTE TRANSISTOR & HI-FI KITS

Send for Lafayette's 1959 Catalog — the most complete, up-to-the-minute electronic supply catalog crammed full of everything in electronics at our customary down-to-earth money-saving prices.

CONTAINS HUNDREDS OF EXCLUSIVE LAFAYETTE ITEMS NOT AVAILABLE IN ANY OTHER CATALOG OR FROM ANY OTHER SOURCE — SEND FOR YOUR COPY NOW!

A "must" for the economy-minded hi-fi enthusiast, experimenter, hobbyist, engineer, technician, student, serviceman and dealer.

### Leaders in Hi-Fi

The most complete selection and largest stocks of hi-fi components and systems—available for immediate delivery at the lowest possible prices. Save even more on Lafayette endorsed "best-buy" complete systems.

**EASY PAY TERMS** Available on orders over \$45—  
Only 10% down—Up to 18 months to pay

**NEW!**



**Lafayette  
TRANSCRIPTION PLAYER  
WITH 3 LB. 12"  
ALUMINUM TURNTABLE**

Professional 4-speed player ideally suited for stereo. Has magnetic eddy-current brake permitting  $\pm$  10% speed variation. Amazingly low priced! Shpg. wt., 14 lbs.  
PK-240 .....Net 37.50


**NATIONALLY ADVERTISED  
4-SPEED AUTOMATIC  
RECORD CHANGER**



**NEW GE GC-7  
STEREO  
CARTRIDGE  
WITH  
DIAMOND  
STYLUS**

Famous brand latest model with new GE GC-7 Magnetic Comparable Stereo Cartridge with diamond stylus. Guaranteed to please or money refunded! Regular 69.50 Value! Shpg. wt., 21 lbs.  
PK-251—(less Wood base)  
Net 39.50


**NEW!**



**STEREO BALANCE VU METER**

Dual audio output level indicator with two meters, for comparing audio levels. Ideal for balancing hi-fi stereo systems.  
TM-40 .....Net 8.95

**NEW MINIATURE  
HIGH SENSITIVITY MULTITESTER**  
20,000 OHMS PER VOLT DC —  
10,000 OHMS PER VOLT AC



20,000 ohms per volt DC and 10,000 ohms per volt AC instrument. Hand-held, weighs only 10 oz! Clear plastic face cover. Has 23 most used ranges selected by single switch. With batteries and leads. Shpg. wt., 1 lb.  
AR-660 .....Net 22.50

**NEW!**

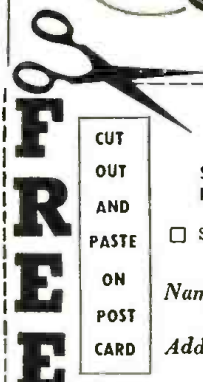


**LAFAYETTE-GOODMANS  
12" 3-WAY SPEAKER**

- 30 WATTS
- FREQUENCY RESPONSE  
30-20,000 CPS
- PLUG-IN 12 DB/OCTAVE  
CROSSOVER NETWORK  
WITH LEVEL CONTROL

Custom-built by Goodmans of England with 1 1/4 lb. Alcomax 3 Magnet. Features axially mounted, free-edged wide range woofer, stiff-coned mid-range radiator and compression-driver tweeter.

SK-110 .....Net 47.50  
Two for Stereo .....Net 89.00



**FREE**

**LAFAYETTE RADIO, Dept. RJ  
P. O. Box 511, Jamaica 31, N. Y.**

SEND FOR THE WORLD'S LEADING ELECTRONICS,  
RADIO, T.V., INDUSTRIAL, AND HI-FI GUIDE

Send FREE LAFAYETTE Catalog 590

Name .....

Address .....

City..... Zone.... State.....

JAMAICA, N. Y. 165-08 Liberty Ave. AXtel 1-7000	NEW YORK, N. Y. 100 6th Ave. WORTH 6-5300	BOSTON, MASS. 110 Federal St. HUBbard 2-7850
BRONX, N. Y. 542 E. Fordham Rd. FORDham 7-8913	NEWARK, N. J. 24 Central Ave. MARket 2-1661	PLAINFIELD, N. J. 139 W. 2nd St. PLAINfield 6-4718

KT-500  
IN KIT  
FORM  
**74.50**

# New! Years Ahead!

## LAFAYETTE STEREO TUNER KIT

ONLY  
**\$7.45**  
DOWN  
7.00 MONTHLY




Use it as a Binaural-Stereophonic  
FM-AM tuner

Use it as a Dual-Monaural  
FM-AM tuner

Use it as a straight Monaural  
FM or AM tuner

THE MOST FLEXIBLE TUNER EVER DESIGNED



- Multiflex Output for New Stereo FM
- 10KC Whistle Filter
- Pre-aligned IF's
- Tuned Cascode FM
- 11 Tubes (including 4 dual-purpose) + Tuning Eye + Selenium rectifier Provide 17 Tube Performance
- Separately Tuned FM and AM Sections
- 12 Tuned Circuits
- Dual Cathode Follower Output
- Armstrong Circuit with FM/AFC and AFC Defeat
- Dual Double-Tuned Transformer Coupled Limiters.

More than a year of research, planning and engineering went into the making of the Lafayette Stereo Tuner. Its unique flexibility permits the reception of binaural broadcasting (simultaneous transmission on both FM and AM), the independent operation of both the FM and AM sections at the same time, and the ordinary reception of either FM or AM. The AM and FM sections are separately tuned, each with a separate 3-gang tuning condenser, separate flywheel tuning and separate volume control for proper balancing when used for binaural programs. Simplified accurate knife-edge tuning is provided by magic eye which operates independently on FM and AM. Automatic frequency control "locks in" FM signal permanently. Aside from its unique flexibility, this is, above all else, a quality high-fidelity tuner incorporating features found exclusively in the highest priced tuners.

FM specifications include grounded-grid triode low noise front end with triode mixer, double-tuned dual limiters with Foster-Seely discriminator, less than 1% harmonic distortion, frequency response 20-20,000 cps  $\pm$  1/2 db, full 200 kc bandwidth and sensitivity of 2 microvolts for 30 db quieting with full limiting at one microvolt. AM specifications include 3 stages of AVC, 10 kc whistle filter,

built-in ferrite loop antenna, less than 1% harmonic distortion, sensitivity of 5 microvolts, 8-kc bandwidth and frequency response 20-5000 cps  $\pm$  3 db.

The 5 controls of the KT-500 are FM Volume, AM Volume, FM Tuning, AM Tuning and 5-position Function Selector Switch. Tastefully styled with gold-brass escutcheon having dark maroon background plus matching maroon knobs with gold inserts. The Lafayette Stereo Tuner was designed with the builder in mind. Two separate printed circuit boards make construction and wiring simple, even for such a complex unit. Complete kit includes all parts and metal cover, a step-by-step instruction manual, schematic and pictorial diagrams. Size is 13 3/4" W x 10 3/4" D x 4 1/2" H. Shpg. wt., 2.2 lbs.

The new Lafayette Model KT-500 Stereo FM-AM Tuner is a companion piece to the Models KT-300 Audio Control Center Kit and KT-400 70-watt Basic Amplifier Kit and the "Triumvirate" of these 3 units form the heart of a top quality stereo hi-fi system.

KT-500 .....Net **74.50**  
LT-50 Same as above, completely factory wired and tested.....Net **124.50**

## NEW! LAFAYETTE PROFESSIONAL STEREO MASTER AUDIO CONTROL CENTER



KT-600  
**79.50**  
IN KIT  
FORM

ONLY **7.95** DOWN —  
8.00 MONTHLY

### The Lafayette KT-600 Solves Every Stereo/Monaural Control Problem!

- UNIQUE STEREO & MONAURAL CONTROL CENTER FACILITIES!
- OUTSTANDING PERFORMANCE SUPERIORITY!
- AMAZING NEW BRIDGE CIRCUITRY & CONTROL FOR 3d CHANNEL OUTPUT FOR 3-SPEAKER STEREO SYSTEMS!
- VARIABLE CROSS-CHANNEL SIGNAL FEED ELIMINATES "PING-PONG" EFFECTS!
- PRECISE "NULL" BALANCING & CALIBRATING SYSTEM — BETTER THAN METERS!
- 24 EQUALIZATION POSITIONS PER CHANNEL!
- CLUTCH-TYPE DUAL VOLUME-BALANCE CONTROLS!

- RESPONSE 10-25,000 CPS  $\pm$  0.5 DB
- TAPE HEAD PLAYBACK EQUALIZATION FOR NEW 4-TRACK STEREO
- 1.78 MILLIVOLTS SENSITIVITY FOR 1 VOLT OUT
- LESS THAN .03% IM DISTORTION
- 6 CONCENTRIC FRONT PANEL CONTROLS
- 4 CONCENTRIC REAR PANEL INPUT LEVEL CONTROLS
- 180° ELECTRONIC PHASE REVERSAL

A REVOLUTIONARY DEVELOPMENT IN STEREO HIGH FIDELITY. Provides such unusual features as a Bridge Control, for variable cross-channel feed for elimination of "ping-pong" (exaggerated channel separation) effects and for control of a 3d-channel output for 3-speaker stereo systems; the 3d-channel output also serves for converting stereo program material to high quality monaural for recording or to play a stereo program monaurally through a separate amplifier and speaker system. The KT-600 also has full input mixing of monaural program sources (such as tape recorder and phonograph, etc.), a special "null" stereo balancing and calibrating system (better than meters), 24 equalization positions per channel, 12 db per octave rumble and scratch filters, and a loudness on-off switch. Has clutch-type dual concentric volume controls which operate independently for balancing or simultaneously as the Master Level Control. Other features include channel reverse, 180° phase reversal, input level controls at all inputs. Sensitivity is 1.78 millivolts for 1 volt out. Dual low impedance outputs ("plate followers," 1300 ohms) are provided. Frequency response is 10-25,000 cps  $\pm$  0.5 db; less than .03% IM distortion. Uses 7 new 7025 low-noise dual triodes. Size 14" x 4 1/2" x 10 3/4". Shpg. wt., 16 lbs. Complete with printed circuit board, modern-styling metal chassis and cage, profusely illustrated instructions, all necessary parts.

LAFAYETTE KT-600 Stereo Preamp Kit .....Net **79.50**



KT-310

ONLY **4.75** DOWN  
5.00 MONTHLY

**47.50**

## NEW! LAFAYETTE STEREO/MONAURAL BASIC POWER AMPLIFIER KIT

- 36-WATT STEREO AMPLIFIER - 18-WATTS EACH CHANNEL
- FOR OPTIONAL USE AS 36-WATT MONAURAL AMPLIFIER
- EMPLOYS 4 NEW PREMIUM-TYPE 7189 OUTPUT TUBES

- 2 PRINTED CIRCUIT BOARDS FOR NEAT, SIMPLIFIED WIRING
- RESPONSE BETTER THAN 35-30,000 CPS  $\pm$  1/2 DB AT 18 WATTS
- LESS THAN 1% HARMONIC OR INTERMODULATION DISTORTION

A superbly-performing basic stereo amplifier, in easy-to-build kit form to save you lots of money and let you get into stereo now at minimum expense! Dual inputs are provided, each with individual volume control, and the unit may be used with a stereo preamplifier, for 2-18 watt stereo channels or, at the flick of a switch, as a fine 36-watt monaural amplifier — or, if desired, it may be used as 2 separate monaural 18-watt amplifiers! CONTROLS include 2 input volume controls, channel Reverse switch (AB-BA), Monaural-Stereo switch. DUAL OUTPUT IMPEDANCES are: 4, 8, 16 and 32 ohms (permitting parallel (monaural) operation of 2 speaker systems of up to 16 ohms. INPUT SENSITIVITY is 0.45 volts per channel for full output. TUBES are 2-6AN8, 4-7189; GZ-34 rectifier. SIZE 9-3/16" d (10-9/16" with controls) x 5 1/4" h x 13 1/4" w. Supplied complete with perforated metal cage, all necessary parts and detailed instructions. Shpg. wt., 22 lbs.

KT-310 Stereo Power Amplifier Kit .....Net **47.50**

# LAFAYETTE RADIO

165-08 Liberty Ave. JAMAICA 33; N. Y. DEPT RJ


Write for FREE Bargain Packed Catalog!  
PLEASE INCLUDE POSTAGE WITH ORDER

100 SIXTH AVE., NEW YORK, N. Y.  
BOSTON, MASS., 110 Federal St.  
PLAINFIELD, N. J., 139 West 2nd St.  
NEWARK, N. J., 24 Central Ave.  
BRONX, N. Y., 542 E. Fardham Rd.

# NEW! LAFAYETTE "STEREO" HI-FI PHONO MUSIC SYSTEM

## AN IDEAL QUALITY SYSTEM FOR LISTENING TO THE NEW HIGH-REALISM STEREO SOUND!

### For Stereo & Monaural Reproduction



LA-90



RC121/11



SK-58



NEW GE GC-7 STEREO COMPATIBLE CARTRIDGE WITH DIAMOND STYLUS



CAB-16

COMPONENTS	
Lafayette LA-90 28-Watt Stereo Amplifier	72.50
Garrard RC121/11 Changer	41.65
Lafayette PK-111 Wood Base	3.95
GE GC-7 Stereo Magnetic Cartridge	23.47
2-Lafayette SK-58 Coaxial 12" Speakers	59.00
<b>Total Reg. Price</b>	<b>200.57</b>

**YOU PAY ONLY 167.50—SAVE 33.07!**

A complete superb stereo hi-fi phono music system brought to you by Lafayette to bring out the thrilling capabilities of the new stereo recordings. Heart of the system is the new Lafayette LA-90 with 28 watts per channel and with all the inputs necessary for a complete stereo control center. Other fine components are the famous new Garrard RC121/11 4-speed automatic record changer ready to accept stereo cartridges, the Lafayette PK-111 wood base for changer, of fine selected woods; the new GE GC-7 stereo/monaural variable reluctance cartridge with 0.7 mil genuine GE diamond stylus; and 2 of the unbeatable, for performance-value, Lafayette SK-58 12" coaxial speakers with built-in crossover network and brilliance level control. Supplied complete with cables, connectors, and easy-to-install instructions. Shpg. wt., 66 lbs.

- HF-374 Stereo Phono System, with mahogany or blonde wood changer base (please specify) ..... Net **167.50**
- HF-375 Same as HF-374 but with 2-Lafayette CAB-16 mahogany or walnut or CAB-17 blonde Resonator-type speaker enclosures (specify which) ..... Net **222.50**

### LAFAYETTE STEREO FM/AM-PHONO MUSIC SYSTEM

- Same as HF-374 above but with new Lafayette stereo Model LT-99 FM/AM Tuner. .... Net **237.00**
- HF-376 Stereo FM/AM-Phono System ..... Net **237.00**
- HF-377 Same as HF-376 but with 2-Lafayette CAB-16 mahogany or walnut or CAB-17 blonde speaker enclosures ..... Net **292.00**

**ONLY 16.75 DOWN  
12.00 MONTHLY**

### LAFAYETTE MASTER AUDIO CONTROL CENTER

#### with BINAURAL CHANNEL AND DUAL VOLUME CONTROL.

- Self-Powered • DC On All Filaments • 24 Positions of Equalization
- Tape Head Input, High Impedance • Dual Cathode Follower Output Stages

This is not only the finest hi-fi preamp characterized by unmatched features, but it has been functionally designed to keep pace with the conversion of your present hi-fi system to binaural (Stereophonic) sound. Incorporates an extra channel and dual volume control for binaural reproduction. Features include DC on all tube filaments, negative feedback in every stage, dual cathode follower output stages and latest printed circuit construction. Less than 0.09% IM distortion and less than 0.07 harmonic distortion at 1V. Hum and noise level better than 80 db below 3V. Uniformly flat frequency response over entire audible spectrum. 7 inputs for every type of phono, tuner or tape. Tasteful styling, brilliantly executed. Size 12 1/4" x 9 1/2" x 3 3/4". Shpg. wt., 10 1/2 lbs.


- KT-300—Lafayette Master Audio Control Kit Complete with cage and detailed assembly instructions. .... Net **39.50**
- LT-30—Same as above completely wired and tested with cage and instruction manual. .... Net **59.50**

### DELUXE 70 WATT BASIC AMPLIFIER

- Conservatively Rated At 70 Watts • Inverse Feedback • Variable Damping
- Metered Balance And Bias Adjust Controls • Available In Kit and Wired Form

Here's ultra-stability in a 70 watt basic power amplifier employing highest quality components conservatively rated to insure performance and long life. Features matched pair KT 88's and wire range linear Chicago output transformer, variable damping control, meter for bias and balance and gold finish chassis. Frequency response 10-100,000 cps  $\pm$  1db. Hum and noise 90 db below full output. IM distortion less than 1 1/2% at 70 watts, less than 0.3% below 30 watts. Harmonic distortion less than 2% at 70 watts from 20 to 20,000 cps  $\pm$  1 db. Output impedance 4, 8 and 16 ohms. Handsome decorative cage perforated for proper ventilation. Size 14 1/2" x 10" x 7 1/2" including cage and knobs. Shpg. wt., 40 lbs.

- KT-400—Lafayette 70 watt Deluxe Basic Amplifier Kit complete with cage and detailed assembly instructions. .... Net **69.50**
- LA-70—Same as above completely wired and tested with cage and instruction manual. .... Net **94.50**



**KT-300  
IN KIT  
FORM  
39.50**



**KT-400  
IN KIT  
FORM  
69.50**

**ONLY 6.95  
DOWN  
7.00 MONTHLY**

### NEW! LAFAYETTE STEREO AMPLIFIER KIT

- 4 WATTS STEREO OUTPUT
- COMPLETE STEREO CONTROLS



Brand new stereo amplifier kit for that extra small stereo hi-fi set, featuring separate volume controls; stereo tone control; stereo, reverse and monaural switch. 40 millivolt sensitivity! Complete kit with tubes, rectifier, all parts and instructions. Only 9 1/2" x 5" x 4 1/2". For 110-120 60 cycle AC. Shpg. wt., 7 lbs.

KT-126 — Complete Kit ..... Net **18.95**

**Only  
18.95**

### COMBINATION MONEY SAVER

The KT-126 Stereo Amplifier kit and the new Ronette OV Stereo Turnover Cartridge with dual sapphire styl.

KT-136 ..... Net **24.90**



### ILLUMINATED SCALE VU METER

- 3 1/2" SQUARE
- JEWELLED BEARINGS
- 25-16,000  $\pm$  1/2 db
- D'ARSONVAL MOVEMENT

Standard 7500 ohm (with 3600 ohm external resistor supplied) "B" scale volume indicator calibrated in 0-100% and -20 to +3 VU. Accurate to  $\pm$ 0.2 VU from 35 to 10,000 cps,  $\pm$ 0.5 VU from 25 to 16,000 cps (0 VU corresponds to 100%). Soft, non-glare illumination supplied by two built-in 6-8 volt bulbs. Dynamic and damping characteristics conform to standard VU meter practice—99% of final reading reached in 0.3 second with suddenly applied sine wave, overshoot of 1 to 1 1/2%. 3 1/2" square, 1-11/16" depth, 2-9/16" dia. mtg. hole. Shpg. wt., 1 lb.

- VM-80 Volume Unit Meter ..... Net **7.50**

**165-08 LIBERTY AVE.  
JAMAICA 33, N. Y.**

NEW YORK, N. Y.  
100 6th Ave.  
WOrth 6-5300

BOSTON, MASS.  
110 Federal St.  
HUBbard 2-7850

BRONX, N. Y.  
542 E. Fordham Rd.  
FOrdham 7-8813

NEWARK, N. J.  
24 Central Ave.  
Market 2-1661

PLAINFIELD, N. J.  
139 W. 2nd St.  
Plainfield 6-4718

PLEASE INCLUDE POSTAGE WITH ORDER



Partners Ray Kirkhart and Joe Kopin of Picture Tube Center, 154L North Western Avenue, Hollywood 27, California.

## "We Operate 38 Sets from One Antenna without Amplification"

"Good reception is the most important factor in selling a TV set, and no matter how good a set is, a poor antenna system can make it look bad. We started with individual antennas . . . later we put in two distribution amplifiers and operated sixteen sets from one antenna. Today, with Wizards, we are operating *Thirty-Eight* sets from one antenna with *No Amplification* and have the finest reception we've ever seen.

**WIZARD  
300\***



\*Pat. Pend.

**for: UHF and VHF**

The new Electro-Magnetic set coupler for 300 ohm flat line that is not limited to 2, 3 or 4 sets

High Signal Response  
Low Insertion Loss  
Impedance Automatically Matched  
Installation Fast & Simple  
List Price \$1.95

For additional information write:

**CHARLES ENGINEERING, INC.**  
6053 Melrose, Los Angeles, California



"F.M. RADIO SERVICING HANDBOOK" by Gordon J. King. Published by The Macmillan Company, New York. 188 pages. Price \$5.00.

The tremendous popularity of the hi-fi concept and the enthusiasm with which audiophiles are embracing stereo reproduction has pumped new blood into FM—long a "patient" threatened with pernicious anemia.

As a result of this remarkable "recovery," thousands of FM receivers and tuners are moving into the hands of customers each month. In the normal scheme of things, this means that more and more of such equipment items will be showing up in the service shops across the country.

Although this is a specialized text, written by a British engineer about British equipment and allocations, most of the information is equally applicable to the FM receivers and tuners available in the U. S.

There are 11 chapters in this book covering the FM signal, the advantages of FM, FM detectors, r.f. and frequency converter stages, i.f. stages, FM-AM receivers, FM adapters, v.h.f. and FM antennas, FM receiver alignment, servicing FM receivers, and the audio sections and high-fidelity performance. The terminology is British and the test equipment and FM receivers discussed are of British manufacture but the subject matter is basic enough to be of major assistance to the technician on this side of the Atlantic who is finding more and more of these receivers/tuners on his shop bench.

"REPAIRING PORTABLE AND CLOCK RADIOS" by Ben Crisses & David Gnessin. Published by John F. Rider Publisher, Inc., New York. 117 pages. Price \$2.75. Soft cover.

Since small portable radios show up in the Christmas stockings of even the youngest of the small fry, there are literally millions of these sets around. The very nature of their use makes it dead certain that many of these will require servicing in the course of a year. Rough handling, exposure to inclement weather, and normal attrition are virtual guarantees of this service market. For the technician who wants a steady and lucrative business, small radio repairs offer certain advantages.

This handy manual covers the power supplies used in portables and clock radios, switching circuits in a.c.-d.c. portables, transistorized units and the special problems involved, mechanical troubles, troubleshooting, repair and replacement of parts, circuit modifications, etc.


The discussion of clock radios in-

*TeleMatic*

PRESENTS THE

# Minstrel

patented  
speaker  
system



WITH DYNAMIC  
AIR COUPLING

Dynamic Air coupling, achieved through the use of the new patented "AIR TRANSFORMER" principle, produces — FOR THE FIRST TIME — big-cabinet sound in a beautiful miniature enclosure, only 9" x 9" x 16", with a High Efficiency Speaker System.

The MINSTREL, embodying this startling new advance in the science of sound, not only matches the impedance of the speaker to the amplifier (4 ohms), but also matches the impedance of the enclosure to the room.

The result is a clear, smooth, undistorted sound from 50 cycles to 15,000 cycles, with radiation characteristics that make for superb Stereo reproduction.

### SPECIFICATIONS

Cabinet: all hardwoods, in Walnut, Mahogany, Blonde, or Ebony finishes; Size: 9" x 9" x 16" wide; Power: 10 Watts continuous RMS; Response: 50 to 15,000 cycles; Efficiency: 7% measured, with 3 octaves of white noise; Impedance: 4 Ohms.

MODEL NO. MS-555  
\$29.95

Available In:

Mahogany — MS-555M,  
Walnut — MS-555W,  
Blonde — MS-555B,  
Ebony — MS-555E

**TELEMATIC INDUSTRIES, INC.**  
251 Lee Avenue, Brooklyn 6, N. Y.

**Now! 'The Most Important**

**Product Announcement**

**in the History of H. H. Scott!**

cludes clock mechanisms, and their electrical connections as well as the purely radio circuitry. The alarm and switch adjustments are covered in careful detail.

Technicians who have avoided this type of service work in the past will find it worthwhile to brush up on the time- and temper-savers covered by the authors and then go after this income with confidence.

"ELECTRONIC PUZZLES AND GAMES" by Matthew Mandl. Published by *Gernsback Library, Inc.*, New York. 124 pages. Price \$1.95. Soft cover.

Who can resist the lure of a clever puzzle or a challenging game? The publishers of this little book believe such an appeal is practically universal and not limited to specific age groups or electronic experience levels.

This volume covers the construction of 20 different games—ranging in complexity from a simple knife-switch puzzle to space-travel and horse races. Each basic type of game is fully illustrated. Detailed diagrams and "how-to" instructions make even the most diffident constructor a veritable "maestro of the soldering iron."

The circuits are designed to require a minimum of "props"—a soldering iron, tin snips, a few basic woodworking tools, wire, batteries, and flashlight bulbs should see the builder through.

"HIGH QUALITY SOUND REPRODUCTION" by James Moir. Published by *The Macmillan Co.*, New York. 591 pages. Price \$14.00.

It is a Herculean task to attempt to cover the entire field of sound reproduction in a single volume with any degree of completeness. Mr. Moir, however, has succeeded admirably in cramming a very large amount of useful information between the covers of this book. Words have not been wasted in presenting a good many "facts of life" in hi-fi reproduction. The author, who is with the British firm, *Thomson-Houston Co.*, has drawn heavily on his 20 years of experience in developing high-quality sound systems but has not lost the enthusiasm of a tyro.


This comprehensive volume is slanted both for the professional engineer and for the knowledgeable amateur with a serious interest in audio. Specific design information and mathematical treatment, when used, are concentrated in appendices at the ends of the various chapters so as not to interrupt less technical readers. Although much of the equipment shown and the standards used are British, U. S. readers will find a lot to interest them. In addition to coverage of most of the electronics and transducers that go into a hi-fi system, interesting chapters on the objective characteristics of sound, performance of the hearing system, and realistic performance specs are included.

Recommendations for further reading are given along with a useful glossary of terms.

—50—

October, 1958

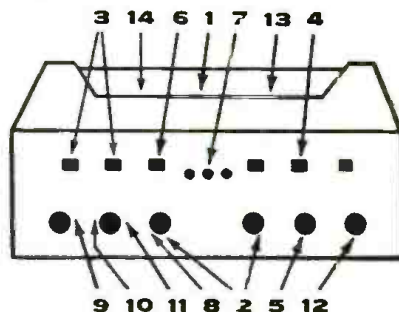
101



Here are the exciting details on

## The Stereo Amplifier that sets the Standards for the Next Decade!

The H. H. Scott engineering laboratories proudly introduce the new Model 299 40 watt stereophonic amplifier and control center. It contains many advance features that not only meet the needs of today's stereophonic program sources, but anticipate the requirements of the future. Check the details of this new amplifier, and see for yourself why the new 299 is superior to any other amplifier available.



1 40 watt power stage consisting of dual 20-watt power amplifiers. You need this much power to meet the requirements of today's speaker systems. 2 Completely separate Bass and Treble controls on each channel so that different speakers may be matched. 3 Provision for connecting both a stereo phono cartridge and stereo

tape heads. 4 Phase reverse switch to compensate for improperly phased tape recordings or loudspeakers. 5 Special balancing circuit for quick and accurate volume balancing of both channels. 6 Separate record scratch and rumble filters. 7 Unique visual signal light control panel. Instantly indicates mode of operation. 8 Can be used as an electronic crossover (bi-amplifier). 9 Special compensation for direct connection of tape playback heads without external preamp. 10 Special switching lets you use your stereo pickup on monaural records. 11 You can play a monaural source such as an FM tuner through both channels simultaneously effectively doubling power. 12 Loudness compensation. 13 Stereo tape recorder output. 14 D.C. filament supply for preamp to virtually eliminate hum (80 db below full power output). 15 Distortion (first order difference tone) less than 0.3%.



Size in accessory walnut case: 15 1/2" x 5" x 12 1/4". Price \$199.95. (West of Rockies \$204.95)

Write for complete technical specifications and new catalog R-10.



H. H. SCOTT, INC.  
111 POWDERMILL RD., MAYNARD, MASS.  
EXPORT: TELESCO INTERNATIONAL CORP.

see what's new in electronic kits...




SEE THEM IN ALLIED'S 1959 CATALOG...THE WORLD'S

**FREE** send for it!

typical **knight-kit** values . . . see these and dozens of



knight-kit Stereo Adapter Control Kit..... Model Y-778 **\$9<sup>95</sup>**



knight-kit 60-Watt Stereo Hi-Fi Amplifier Kit.... Model Y-777 **\$84<sup>50</sup>**



knight-kit "Space Spanner" 2-Band Receiver Kit..... Model Y-259 **\$18<sup>95</sup>**



knight-kit Stereo Deluxe Preamp Kit..... Model Y-776 **\$62<sup>50</sup>**



knight-kit 12-Watt Hi-Fi Amplifier Kit..... Model Y-784 **\$19<sup>95</sup>**  
(less case)



knight-kit "Ranger III" AC-DC Radio Kit..... Model Y-736 **\$16<sup>95</sup>**



knight-kit "Span-Master" 4-Band Receiver Kit..... Model Y-258 **\$24<sup>95</sup>**



knight-kit "Ranger" Clock-Radio Kit..... Model Y-737 **\$24<sup>95</sup>**



knight-kit "Ranger" Radio-Intercom Kit..... Model Y-739 **\$27<sup>50</sup>**

**EASY TERMS AVAILABLE ON knight-kit ORDERS AS LOW AS \$20**

there's a money-saving **knight-kit**

SEE PAGE AFTER PAGE OF FASCINATING KITS, INCLUDING:

**HI-FI KITS**

- 18-Watt Amplifier
- 30-Watt Amplifier
- FM-AM Tuner
- FM Tuner
- Hi-Fi Preamplifier
- 25-Watt Basic Amplifier
- 2-Way Speaker Systems
- 3-Way Speaker Systems

**HOBBY KITS**

- Printed Circuit Radio
- "Ocean-Hopper" Radio
- 5-Transistor Portable
- 2-Transistor Pocket Set
- Transistor Lab Kit
- 1-Transistor Radio
- 2-Way Intercom
- Photoelectronic System
- Crystal Receiver
- Wireless Broadcaster
- Electronic Photoflash

**INSTRUMENT KITS**

- 5" Oscilloscopes
- Vacuum Tube Voltmeter
- Tube Testers
- Volt-Ohm-Milliammeters
- RF Signal Generator
- Signal Tracer
- Audio Generator
- Sweep Generator
- Capacitor Checker
- R/C Tester



**ALLIED RADIO**

# see the outstanding 1959 **knight-kits**

AN ALLIED RADIO PRODUCT

LEADING ELECTRONIC SUPPLY GUIDE



**DO-IT-YOURSELF**  
WITH QUALITY  
**knight-kits**  
**SAVE UP TO 50%**


Other **EASY-TO-BUILD** kits



knight-kit Amateur Communications Receiver... Model Y-726 **\$104.50**



knight-kit "400" Tube Checker Kit..... Model Y-707 **\$19.95**



knight-kit 12-in-1 Electronic Lab Kit..... Model Y-272 **\$14.95**



**LOWEST IN COST:** ALLIED'S giant buying power passes biggest savings on to you—you do the easy assembly yourself and your finished equipment equals the performance, appearance and quality of factory-built units selling for several times the low KNIGHT-KIT price. You save most with KNIGHT-KITS.

**EASIEST TO BUILD:** KNIGHT-KIT "Step-and-Check" instruction manuals with wall-sized picture diagrams are marvels of clarity—it's like having a good instructor at your side, guiding you every step of the way. You don't have to be an "expert" to enjoy building a KNIGHT-KIT; all parts are clearly marked and identified; wires are pre-cut to size, stripped and colored for easy proper use; printed circuitry and printed-circuit switches eliminate complex wiring. You'll have only the highest praise for KNIGHT-KIT ease of assembly. You'll be proud of your work.

**LATEST DESIGN:** We design the latest circuitry into our KNIGHT-KITS to achieve top-quality performance. We field-test each kit to assure perfection. We apply quality control standards to every step of our kit manufacturing process. Tried and proved professional design, precise manufacturing skill and premium quality parts help to insure your building success.

**THE KITS WITH THE MONEY-BACK GUARANTEE**


**EASY TERMS ON ORDERS OF \$20 OR MORE**

for every need

- Transistor Checker
- Flyback Checker
- R/C Substitution Boxes
- Voltage Calibrator
- Battery Eliminator

**AMATEUR KITS**

- 50-Watt Transmitter
- Self-Powered VFO
- 100 kc Crystal Calibrator
- RF "Z" Bridge
- Code Practice Oscillator



the world's largest  
electronic supply house

**FREE**

send for the 452-page  
**1959 ALLIED CATALOG**

Send for the value-packed 1959 ALLIED Catalog featuring the complete KNIGHT-KIT line. See this leading Buying Guide for everything in Electronics. Write for your **FREE** copy today.

**ALLIED RADIO CORP., Dept. 131-K8**  
100 N. Western Ave., Chicago 80, Ill.

Send **FREE** ALLIED 452-Page 1959 Catalog

Name \_\_\_\_\_

Address \_\_\_\_\_

City \_\_\_\_\_ Zone \_\_\_\_\_ State \_\_\_\_\_

Our 38th Year



one of these *Electro-Voice* microphones  
will meet your needs best

**CHOOSE FROM THE WORLD'S MOST COMPLETE LINE:  
ELECTRO-VOICE THE CHOICE OF PROFESSIONALS**



Whatever your microphone problem, Electro-Voice has the solution. Because only Electro-Voice offers you such a wide selection to choose from, and only Electro-Voice has spent years of painstaking research to bring you microphones which rate **BEST** in every category.

Choose from carbon, crystal, ceramic or dynamic E-V microphones; choose any pick-up pattern: non-directional, cardioid, or differential Electro-Voice has them all. Look at this chart . . . and choose the **BEST**. And, for detailed information regarding special applications, write

**Electro-Voice**

**INC., BUCHANAN, MICHIGAN**




**NONDIRECTIONAL MICROPHONES** pick up sound equally well from all directions. In this diagram of a pick-up pattern, the omnidirectional microphone is in the center. Diagrams of pick-up patterns are often called polar patterns.



**CARDIOID (UNIDIRECTIONAL) MICROPHONES**, so named because their polar pattern is heart-shaped, pick up sound arriving at the front and reject sound arriving at the back. Proper placement of cardioid microphones reduces pick-up of ambient noise and echoes, minimizes risk of feedback.



**DIFFERENTIAL MICROPHONES** have a noise-cancelling pick-up pattern. Sound waves originating from a point more than a few inches away from the microphone enter both sides of the case at the same time and cancel each other. When sound source is close to microphone, the sound waves do not cancel. Differential microphones are ideal for use in areas of high surrounding noise.



**ACOUSTALLOY DIAPHRAGM IN ALL DYNAMIC MICROPHONES.** Acoustalloy—the virtually indestructible diaphragm material—gives peak-free response, prevents popping as commonly experienced by explosive syllables "B" and "P" in ribbon-type microphones. Because Acoustalloy gives improved response, operators can work with confidence under rigorous program conditions.

**ELECTRO-VOICE MICROPHONES FOR EVERY PURPOSE**


MODEL NUMBER	667	666	665	655C	654	649A	645	635	664	636	630	547	623	811	606	615	911	926	920	715	727	724	912	951	822SKK	825SKK	806	648	600D	860TR	602	602FR	710KK	208KK	208TCKK		
<b>BROADCAST-TV</b>																																					
<b>TELECAST</b>																																					
<b>STUDIO</b>																																					
<b>RECORDING</b>																																					
<b>STUDIO RECORDING</b>																																					
<b>DISC-Professional</b>																																					
<b>Tape-Professional</b>																																					
<b>Tape-Home</b>																																					
<b>IMITATING MACHINES</b>																																					
<b>SOUND LEVEL MEASUREMENT</b>																																					
<b>GENERATING ELEMENT</b>																																					
<b>DYNAMIC</b>																																					
<b>Crystal</b>																																					
<b>Ceramic</b>																																					
<b>Carbon</b>																																					



# BROADCAST AND TV MICROPHONES



**Model 666**  
Dynamic, Cardioid  
Reflects unwanted sound—doubles the working distance—wide range. Floor or desk stand and boom mount available.



**Model 667**  
Dynamic, Cardioid  
Variable response—low noise—transistorized—shockproof. Controls compensate for varied acoustic conditions found in TV, broadcast, recording.



**Model 665**  
Dynamic, Cardioid  
Economical—high value—top performance. Similar to 666 but designed for less exacting conditions.



**Model 655C**  
Dynamic, Nondirectional  
Widest range—to 22KC for TV, broadcast and recording. Can be hand-held or mounted on floor or desk stand.



**Model 654**  
Dynamic, Nondirectional  
Similar to 655C except designed for all-around use; economical.



**Model 646**  
Dynamic, Nondirectional  
Compact lavaliere for chest, desk or hand use. Designed for broadcast, TV or PA use.

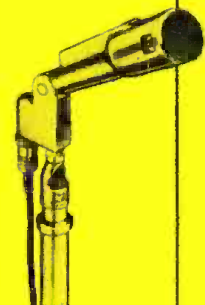


**Model 649A**  
Dynamic, Nondirectional  
Exceptionally small highest quality lavaliere that can be easily concealed anywhere for chest or hand use.



**Model 635**  
Dynamic, Nondirectional  
For TV, broadcast, recording; ideal for remote use—rugged. May be hand held or mounted on desk or floor stand.

## PUBLIC ADDRESS, RECORDING AND GENERAL PURPOSE MICROPHONES



**Model 664**  
Dynamic, Cardioid  
Designed for rugged use in any PA, recording or communications situation. Doubles working distance—minimizes feedback.



**Model 636**  
Dynamic, Nondirectional  
World's finest for wide range PA, recording and general purpose. Slim style does not hide entertainer.



**Model 630**  
Dynamic, Nondirectional  
Favorite for years in PA, with recording, amateurs and broadcast applications.



**Model 647**  
Dynamic, Nondirectional  
A versatile PA lavaliere for chest, desk or hand use, indoors or outdoors.



**Model 623**  
Dynamic, Nondirectional  
Handsome modern styling. Designed for PA general use or recording.




**Model 611**  
Dynamic, Nondirectional  
Offers fine performance for general sound pick-up, PA, recording and amateur uses.

**Model 911**  
Crystal, Nondirectional  
For economical PA, home recorders, amateur use. Desk or floor stand mounting.



**Model 605**  
Dynamic, Nondirectional  
A small, convenient microphone for PA, general purpose, paging, desk or floor stand mount.

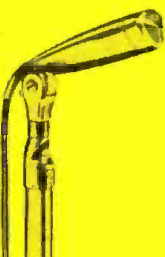


**Model 615**  
Dynamic, Nondirectional  
An inexpensive, PA and general purpose microphone for hand, desk or stand mounting.

**Model 715**  
Ceramic, Nondirectional  
An inexpensive microphone for general PA, home recording and amateur uses. Hand held, or mounted on desk or floor stand.



**Model 951**  
Crystal, Cardioid  
For widest variety of PA, general purpose and amateur uses. Increases working distance—retards feedback.



**Model 926**  
Crystal, Nondirectional  
Excellent for PA, general purpose, paging, home recording and amateur use.




**Model 920**  
Crystal, Nondirectional  
All direction pickup for conferences, discussions, home recording and PA.



**Model 727**  
Ceramic, Nondirectional  
Designed for PA, paging, recording and amateur uses. Hand held, desk or stand mounted.



**Model 924**  
Crystal, Nondirectional  
Small lavaliere for chest or hand use, home recording, PA and amateur applications.



**Model 912**  
Crystal, Nondirectional  
An inexpensive microphone for general PA, home recording and amateur uses. Hand held.



**Model 718**  
Ceramic, Nondirectional  
Suitable for paging, home recording and amateur use. Can be hand held or desk mounted.

## COMMUNICATION MICROPHONES



**Model 210KK**  
Carbon, Nondirectional  
Single button microphone for general replacement and amateurs.

**Model 600D**  
Dynamic, Nondirectional  
A rugged mobile microphone. Offers flat response and light weight.



**Model 205KK**  
Carbon, Differential  
Noise cancelling close talking microphone for Private Aircraft or any noisy vehicle. Discriminates against all noise from any direction.

**Model 205STCKK**  
Carbon, Differential  
A noise cancelling microphone for commercial aircraft. Has CAA type certificate 1040.



**Model 602**  
Dynamic, Differential  
Noise cancelling, hand held, microphone for mobile or fixed station use.

**Model 600TR**  
Dynamic, Nondirectional  
Same as 600D but has built-in transistor amplifier. Works in carbon microphone input to give high quality sound.

**Model 602TR**  
Dynamic, Nondirectional  
Same as 602 but has built-in transistor amplifier. Works in carbon microphone input.



**Model 606**  
Dynamic, Differential  
Noise cancelling microphone for stand use under high ambient noise.



**Model 648**  
Dynamic, Nondirectional  
For intercom, paging or PA. Mount on stand, boom, gooseneck or Model 448 boom.




**Model 625SKK**  
Dynamic, Nondirectional  
Handset type microphone for paging, intercom and communications uses.

**Model 625SKK**  
Dynamic, Differential  
Noise cancelling handset for use under high noise conditions.



**Model 805**  
Crystal, Contact  
Mounts directly on body of guitar, banjo, mandolin, violin or any vibrating musical instrument.

PRECISION . . .



precisely  
for music!

*A pickup precisely  
designed for music!  
A stereo pickup with  
all the compliance,  
frequency response  
and distortion-free  
performance required  
for the highest quality  
music reproduction.*

*This... is the  
STANTON Stereo-  
FLUXVALVE...*

*where quality  
starts  
and the music  
begins!*



The STANTON Model 196 UNIPOISE Arm with integrated Stereo-FLUXVALVE Pickup—\$59.85 with replaceable 0.7 mil diamond T-GUARD Stylus.

The STANTON Model 371 Stereo-FLUXVALVE Cartridge—\$29.85 with replaceable 0.7 mil diamond T-GUARD Stylus.

Hermetically sealed for a lifetime of trouble-free use, the STANTON Stereo-FLUXVALVE performs in a way no other pickup can equal. Use it in automatic or manual record playing systems.

PHOTOGRAPHED BY MORT WELDON



*For those who can hear the difference*

FINE QUALITY HIGH FIDELITY PRODUCTS BY

**PICKERING & COMPANY, INC.,**

Plainview, N. Y.

FLUXVALVE, T-GUARD, UNIPOISE are registered trademarks

Address Dept. F108 for a free copy of

IT TAKES TWO TO STEREO by Walter O. Stanton.



By BERT WHYTE

A FEW weeks ago, I crammed into the exhibits at the National Association of Music Merchants show in Chicago and came face to face with the first commercial stereo disc releases. As expected, the stereo discs were the prime focus of the show and literally every component or radio-phonograph manufacturer built his exhibit around this theme. I visited the exhibits of such well-known hi-fi people as *Bosak* and *Ampex*, as well as many of the big commercial people like *Admiral*, *Philco*, *Motomola*, etc. One thing struck me immediately—and this was the almost unqualified acceptance of the stereo disc as a sort of merchandising panacea and the new Pied Piper that can lead the industry into another boom.

This, in itself, was encouraging but, at least to these ears, also somewhat puzzling and surprising. I say this because I must in all honesty report to you that the quality of sound produced by many of the stereo discs left a great deal to be desired. Let me go a step further and state that some of the worst sound I have ever heard was put forth at this show and yet most of the exhibitors beamed happily as if we were hearing the very finest quality possible.

This business of quality is two-sided. On the one hand, many of the radio-phonographs that were displayed and were specifically built for the stereo disc exhibited many characteristics which we would never tolerate in ordinary monaural reproduction. By this I mean excessive rumble and boominess, high levels of distortion, and excessive levels of hum and noise. Nominally stereo is supposed to be listened to through two speakers placed a certain distance apart, this distance largely dependent upon the size of the room involved. However small a room might be, it is literally impossible to achieve any sort of genuine stereophonic perception with the speakers placed less than four feet apart. Many of the units exhibited had a speaker placement far less than this and thus much of the directional effect of stereo was either greatly reduced or almost totally absent.

In the case of the stereo records involved, it is rather unfortunate to have to report that, if anything, more fault lies here than in the machines used to reproduce them. What is wrong with stereo records? I am afraid this could cover the whole gamut of what can be wrong with a disc. The most noticeable defect on the stereo offerings of many manufacturers is the very low level at which they were cut. Evidently the mysteries of the *Westrex* stereo cutter have been solved by very few people and it was not unusual to find many discs which were as much as twelve to fourteen db below the level of a standard monaural disc. You can appreciate the difficulties this generated for the manufacturers of the cheaper commercial stereo phonographs. These units, for the most part,

rarely have more than 5 to 8 watts of power and utilize comparatively inefficient speakers, thus when called upon to make up for a deficiency of 12 to 14 db on some of these discs, the poor little things could hardly make any room-filling level possible, or if this were achieved, it was naturally with very heavy concomitant hum and noise levels, since they were being played at the top of their gain-settings.

As if low levels of sound were not bad enough on many of the stereo discs, there were other problems which, while noticeable and annoying in monaural reproduction, became gross exaggerations with the stereo disc. Such things as "spindle-hole" eccentricities which normally cause "wow" would, in the case of stereo, also cause a cyclic "swish-swash" type of sound and even comparatively modest degrees of warpage in the record would cause another type of cyclic and annoying noise modulation. This, of course, is a problem that can be traced to the vertical and lateral components of sound which exist in each groove of a "45-45" stereo record and since the stereo pickup is necessarily built to be more sensitive from a compliance viewpoint than a monaural unit, any aberrations at all are bound to cause trouble. Perhaps by now some of my regular readers are wondering about the nature of this report thus far, since it is far from laudatory and, as old-time readers, they know I have always been an avid booster of everything stereo. Well, facts are facts, and I would be doing you a disservice if I were to report on stereo discs without complete honesty and candor.

Despite the disappointments that I encountered at the NAMM show, there is a brighter side to the picture. There are, indeed, some good stereo discs that fulfill all the promise they seem to hold and which give every indication of realizing the great potential of stereo disc. When I say there were some good discs, unfortunately this does not include the products of every manufacturer. Some were a total loss as far as I am concerned, in terms of stereo, but occasionally from some of the bigger manufacturers and a few of the independents was heard a reasonably good stereo disc.

However, for absolute top-quality stereo on a fairly consistent level, the plum must go to *London Records*. I hope my many friends in the record business will forgive me for choosing *London* and excluding them, but under the conditions which I heard all brands at the show and under the much more carefully controlled conditions under which I heard the same discs at home, I could scarcely and honestly come to any other conclusion. The *London* discs had all of the stereo vir-

The opinions expressed in this column are those of the reviewer and do not necessarily reflect the views or opinions of the editors or the publishers of this magazine.

tues such as good directionality, excellent sense of depth perspective, the records were cut at levels approaching *London's* normal monaural output, and the surfaces were pleasingly quiet. In all cases the sound was as brilliant and clean as we have come to expect from the *London* monaural product. Now, you will note that I pointed out that *London* stereo records were the most consistently good, which would indicate that even here there is occasionally trouble of the type previously described.

This is not an entirely cheerful picture, I will admit, but I think I can safely say that the quality of stereo discs from most of the other manufacturers should improve rapidly, as they learn how to master the *Westrex* cutter. After all, *London* records did have a head start with its early experiments with other types of stereo discs which obviously has given them an edge in the present stereo processes. Surely with the technical facilities that can be brought to bear by many of our companies, these faults will soon be rectified.

It is obvious from the foregoing that some prudence is indicated in the selection of stereo disc material if you are now set up to play these discs and you are especially advised with stereo discs of any manufacturer to avoid off-center and warped records. The following stereo records have been chosen with an eye towards giving you what I consider the best on the current market.

#### STRAVINSKY

#### PETROUCHKA

L'Orchestre de la Suisse Romande conducted by Ernest Ansermet. London CS-6009. Price \$4.98.

This is the new "Petrouchka" which I reviewed monaurally just recently and, as I pointed out then, it certainly qualified as one

of the very best "Petrouchkas" in existence as well as a near definitive performance. Here in this stereo version all of its virtues are greatly enhanced. This is probably the very best of the current crop of stereo disc releases. It has excellent directivity, yet not at the expense of the well-known "hole-in-the-middle." *London* evidently knows how to record stereo so as to afford us an unbroken sonic front. The depth perspective here was excellent and evidently it was carefully calculated and tailored to the reverberation characteristics of the hall in which it was recorded.

The disc is almost indistinguishable from the monaural product in sound level, is clean and distortionless throughout the audio range, and preserves the dynamic range very well. In the above explanation I gave on some of the failings of stereo discs. I neglected to mention the problem of bass response. It seemed that if some records did have high sound level, it was at the expense of a greatly diminished bass. Or, if they had a reasonable bass response, it was at the expense of diminished level. Those records which combined good bass and high sound levels were the exception and this is one of the primary advantages of *London's* stereo discs.

On this present disc, bass response is fully realized and there are some magnificent bass drum and tympani passages which come through with great impact and articulation. To anticipate the inevitable question . . . is this as good as some of the better stereo tapes, the answer is "yes and no." "No" from the fact that it cannot quite match the expansive dynamics nor the degree of instrumental separation afforded by the best tapes and from the "yes" viewpoint, it is every bit as brilliant as many tapes and, excepting an occasional and inevitable "tick" or "pop" (Continued on page 108)

## PURCHASING A HI-FI SYSTEM?

Send Us  
Your  
List Of  
Components  
For A  
Package  
Quotation

WE WON'T BE  
UNDERSOLD!

All merchandise  
is brand new, fac-  
tory fresh & guar-  
anteed.

## AIREX RADIO

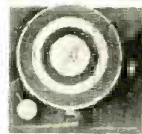
CORPORATION

64-R Cortlandt St., N. Y. 7, CO 7-2137

PARTIAL LIST  
OF BRANDS  
IN STOCK

Altec Lansing  
Electrovoice  
Jensen  
Hartley  
University  
Acoustic Research  
Janszen  
Wharfedale  
Karlson  
Viking  
Concertone  
Bell • G.E.  
Weathers  
Harman-Kardon  
Eico • Pilot  
Sherwood  
Acrosound  
Fisher  
Bogen • Leak  
Dynakit  
H. H. Scott  
Pentron  
Ampro • VM  
Revera  
Challenger  
Wollensak  
Garrard  
Miracord  
Glaser-Steers  
Rek-O-Kur  
Components  
Norelco  
Fairchild  
Pickering • Gray  
Audio Tape

Full Line of  
Cabinets



Stromberg-Carlson  
Audiophile Turntable



ASR-433 Stereo Amplifier—Selected  
for display at the Vienna Interna-  
tional Fall Fair.



AP-437  
Power Amplifier

THE NEW STROMBERG-CARLSON COMPONENTS

## integrity in music

Integrity in Music, as applied to high fidelity components, means reproduction which adds nothing to, or takes nothing from, the original performance.

Our choice of this slogan is no accident. Just as your purchase of a component system is not a casual investment, our attitude toward the manufacture of components is very serious. Each piece of gear must reflect the highest possible achievement of engineering, production, and musical skill. Yes, musical skill—because the guiding minds of the Stromberg-Carlson component group are those of electronic and acoustic engineers with extensive musical training.

The musical sound of our new components was the final critical test before they were made available to you.

We will be glad to submit our specifications to your critical judgment.

See your dealer or write to us for full data on our complete new line of Amplifiers, Speakers, Speaker Systems, Enclosures and Program Sources.

"There is nothing finer than a Stromberg-Carlson"

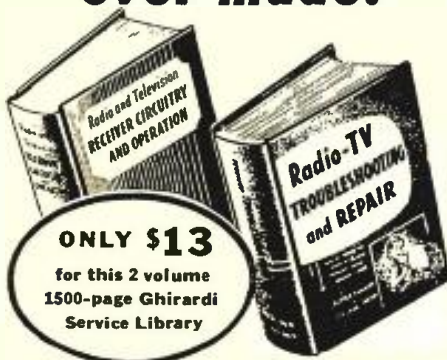
**STROMBERG-CARLSON SC GD**

A DIVISION OF GENERAL DYNAMICS CORPORATION

1477C N. Goodman St. • Rochester 3, N.Y.

Electronic and communications products for home, industry and defense.

# FIX ANY TV OR RADIO ever made!



**ONLY \$13**

for this 2 volume  
1500-page Ghirardi  
Service Library

## COMPLETE TRAINING FOR BETTER RADIO-TV SERVICE JOBS

These two giant Ghirardi home training manuals make it easy for you to be an expert on ALL types of TV-AM-FM service . . . at only a fraction of the price you might expect to pay for such complete training. Almost 1500 pages, over 800 clear illustrations and dozens of procedure charts explain each detail of every service job as clearly as A-B-C. Each book contains up to the minute data. Each is based on approved professional methods. You learn time-saving shortcuts. You learn to work better, more profitably. Ideal as complete training for beginners or as a handy reference library for experienced servicemen who want to look up puzzling jobs or develop new and faster methods.

A complete guide to

### TROUBLESHOOTING & REPAIR

① This 820-page **RADIO & TV TROUBLESHOOTING AND REPAIR MANUAL** guides you through each service procedure . . . from locating troubles to making repairs fast and right. Step-by-step charts cover practically every type of troubleshooting from Television Problems to AM and FM realignment to IF and Detector Sections, car radios, record players, communications receivers, etc. 417 illustrations. Price \$7.50 separately. (Outside U.S.A. \$8.00.)

### The complete "know how" of SET CIRCUITS & OPERATION

② Learn all about circuits and their peculiarities and watch your service "headaches" disappear! This 669-page **RADIO & TV RECEIVER CIRCUITRY AND OPERATION** manual covers all basic circuits and circuit variations used in modern home equipment; explains their likely trouble spots; teaches you to go right to the seat of trouble without useless testing; helps you develop fast, truly professional service techniques. Price \$6.75 separately. (Outside U.S.A. \$7.25.)

### SAVE \$1.25—Pay As You Learn!

If sold as a course and sent to you in lesson form, you'd regard these two famous manuals as a bargain at \$75.00 or more. Instead, you buy them complete in handy book form for only \$13.00 for the two (regular price \$14.25). You save \$1.25 . . . and you have 3 months to pay if desired. No lessons to wait for! Everything is at your finger tips. You learn fast . . . and you learn right! OUR MONEY-BACK GUARANTEE PROTECTS YOU FULLY!

### STUDY 10 DAYS FREE!

Dept. RN-108, RINEHART & CO., Inc.  
232 Madison Ave., New York 16, N. Y.

#### MONEY-SAVING OFFER ON BOTH BOOKS!

Send Radio & TV TROUBLESHOOTING AND REPAIR and Radio & TV CIRCUITRY & OPERATION home training manuals for 10-day free examination. If I decide to keep books, I agree to pay \$13.00 (plus postage) for the two a saving of \$1.25 over the regular price of \$14.25. I will pay \$4 (plus postage) after 10 days and \$3.00 a month thereafter until \$13.00 has been paid. Otherwise I will return books and owe you nothing. (SAVE! Send \$13 with order and we pay postage. 10-day money-back guarantee if you're not more than satisfied.)

Name .....

Address .....

City, Zone, State .....

(Outside U.S.A.—\$14.00 for both books. Cash with order only, but same return privilege with money refunded.)

from the record, has a better signal-to-noise ratio.

It is too early, of course, to state what the wear qualities of the stereo disc will be, in comparison to the almost wear-less tapes, however, I have played this particular disc for a good many people as a demonstration of what can be expected from a good stereo disc in terms of sound quality, and in the course of this, must have played it at least thirty times, with very little diminution of quality being audibly evident. If you have a stereo disc rig and have thus far been disappointed with it because of the material you have had to play on it, I assure you that this splendid "Petrouchka" will allay your fears and give you a hint of the wonderful things to come.

### DEBUSSY PRELUDE TO THE AFTERNOON OF A FAWN LA MER RAVEL

RHAPSODY ESPAGNOLE  
L'Orchestre de la Suisse Romande conducted by Ernest Ansermet. London CS-6024. Price \$4.98.

Here is another of the outstanding London stereo discs, this one a tasty potpourri by Ernest Ansermet which shows off these three standards to glittering advantage. I understand London has embarked on a program of re-recording many of the works made famous in sound quality and in interpretations by their various conductors in the monaural versions. This disc is of that type and I must say they have done a magnificent job of recording.

Ansermet's interpretation of these works is too well-known to require much comment, suffice it to say that he is up to his usual high standard in this highly atmospheric music and except for perhaps a general quickening of his tempi, seems every bit as good as his previous efforts with these works.

Sound-wise, the most extraordinary piece here is the "Rhapsody Espagnole," in which its violent dynamic contrasts are fully captured along with the very wonderful interplay among the various string choirs. Here again we have notable percussion of both the high and low variety. The inter-channel separation of the stereo cutter is supposed to be on the order of 30 db. I have been using for these reviews a Pickering stereo "Fluxvalve" cartridge for which an inter-channel separation of close to 25 db is claimed. So this is a fairly close correlation and any deficiencies of channel separation would be most apparent from the disc. With this and the other London discs, this disparity was not noted, there being here, as in the others, excellent separation and directionality.

Even at this early stage of stereo discs, I do not think it would be imprudent to invest in this London disc and some of the others, as they are quite excellent in nearly all respects and further improvement here would be rather marginal.

### GERSHWIN AN AMERICAN IN PARIS RHAPSODY IN BLUE

Reid Nibley, pianist, with Utah Symphony Orchestra conducted by Maurice Abravanel. Westminster WST-14002. Price \$4.98.

Westminster has had over the course of the past years a very considerable reputation for the excellent quality of its sound. Many of the monaural discs produced by this company have been outstanding and have found wide use in demonstration salons. I have always had a high regard for its products in general and thus it is with no little regret that I report its first stereo discs do not carry on this tradition of quality. This is a

## terado Trav-Electric MOBILE POWER CONVERTERS

Give You 110 A.C. HOUSE CURRENT ANYWHERE You Drive or Cruise

LIST

For 6 and 12 Volt Car Batteries — Capacities: 15 to 200 Wats. **\$12.95** UP

**NO INSTALLATION**  
Just plug into cigar lighter on dash of car, truck, or boat—and away we go

- OPERATE PORTABLE TV
- SMALL DO-IT-YOURSELF
- TOOLS WHEREVER NEEDED

One of the great conveniences of our electronic age

**101 USES**

ALL ELECTRIC SHAVERS DO-IT-YOURSELF HOBBY TOOLS

See Your Electronic Parts Dealer or Jobber

## terado COMPANY

DESIGNERS & MFRS. OF ELECTRONIC EQUIPMENT SINCE 1927  
1058 EYMOND AVE., ST. PAUL 14, MINNESOTA  
IN CANADA: ATLAS RADIO CORPORATION LTD.-ONTARIO

## Grommes Little Genie HIGH FIDELITY KITS

• LAYER BUILT • COLOR GUIDE

Before you build another kit, see this new method of kit assembly. Each kit complete with all parts and instructions.

**"So simple . . . it's like magic"**



- 20P68-K 20 Watt Amplifier with built-in pre-amplifier and all controls. Net 59.50
- LJ-6K 10 Watt Amplifier (Little Jewel). Has built-in preamplifier and record compensator on phono channel. Net 24.95
- 207A-K Hi-Fi Pre-amplifier (Self-Powered). Feedback circuit with 10 controls. Net 44.50
- 250-K 60 Watt Basic Hi-Fi Amplifier. For use with a preamplifier (such as 207A-K). Net 79.50

Grommes—Div. of Precision Electronics, Inc., Dept. R-10, 9101 King St., Franklin Park, Ill.

Name of Dealer \_\_\_\_\_

Send complete Kit details.

Name \_\_\_\_\_

Address \_\_\_\_\_

City \_\_\_\_\_ Zone \_\_\_\_\_ State \_\_\_\_\_

perfectly good recording of these Gershwin works in terms of over-all balance, but, unfortunately, this good balance is for naught because of the low level at which the disc was cut. The bass response has been fairly well maintained here, although on comparison not up to its monaural counterpart, but the level is so low that it is necessary to boost the gain of your amplifier considerably. This is perfectly all right and will give you reasonably good stereo reproduction, providing your system is quiet enough to withstand the rather inordinate amount of boost without producing hum and noise.

All other problems of stereo recordings seem to have been pretty well licked by Westminster and it is to be hoped that they soon learn to cope with the level problem.

**VIVALDI**

**THE FOUR SEASONS**

Solisti di Zagreb conducted by Antonio Janigro. Vanguard BGS-5001. Price \$4.98.

Now here is a strange case where we have a perfectly fine stereo disc recording of this wonderful Vivaldi piece, with good high-level sound, excellent directivity, and very forward projection. The over-all quality is very clean and bright and, of course, as noted in the monaural edition, the performance under Janigro is superb. So what is so tragic? Just that having achieved on this disc the requisites of high sound level and good balance, including bass response, the disc is unfortunately plagued by an odd assortment of noises in the background. In the quieter sections of the work are to be heard some sort of "sputtery, pop-pop" type of noise which is hard to identify but which I am afraid is that old devil of tape recording, d.c. nodule noise. I noticed a small amount of this same thing on Vanguard's stereo tape of this music and am at a loss to understand why it should be more prominent in the disc. There were these other noises I referred to, but these were mostly of the warp and spindle-hole type which, of course, can be eliminated by careful selection of records. I should add here, in all fairness to my friends at Vanguard, that this noise is of a type and at a level which would probably be rarely encountered during its reproduction on ordinary "garden variety" home stereo disc systems.

So, aside from this, this is a very new and enjoyable insight into the talent of Solisti di Zagreb and Vivaldi's music, always a delight, is particularly effective in this fine stereo reproduction.

**DEBUSSY**

**IBERIA  
RONDES DE PRINTEMPS  
GIGUES**

L'Orchestre de la Suisse Romande conducted by Ataúlfo Argenta. London CS-6013. Price \$4.98.

Here is another stereo disc winner from London and one which promises to be one of the early landmarks in the stereo disc catalogue. I would say this disc should be doubly attractive to music lover and collector alike, since it is so very good technically and, sadly enough, is also one of the last records we shall ever have from the brilliant Argenta whose career terminated so tragically in an automobile accident. His "Iberia," as previously noted, challenges almost all other competition, even such redoubtable champions of the work as Paul Paray. Surely he has captured and distilled the essence of the Spanish idiom in music as few other conductors ever have. To hear it anew in the glories of really superb stereo sound is to enjoy a very profound musical experience.

Even more than the "Petrouchka" reviewed earlier, this disc exhibits its stereo virtues.

# LAMPKIN METERS + FCC LICENSE = HIGHER INCOME!



Over a million mobile-radio installations need regular, high-grade maintenance and measurements per FCC regulations!



**LAMPKIN  
105-B MICROMETER  
FREQUENCY METER**

Range 0.1 to 175 mc. (to 3,000 mc. by checking multipliers). Gives error from assigned frequencies. VHF CW signal generator. Weight 13 lbs., width 13". \$220.00

**LAMPKIN 205-A FM  
MODULATION METER**

Reads peak FM voice deviation ± 12.5 kc. and ± 25 kc., tunes 25-500 mc. in one band. Relative field-strength meter. Speaker. Jack for oscilloscope. Weight 13 lbs., width 12". \$240.00.

**LAMPKIN LABORATORIES, INC.**  
BRADENTON, FLORIDA

This means money... steady income... right in your own area.

**LAMPKIN METERS** are the preferred test equipment!

Send for free booklet... "HOW TO MAKE MONEY IN MOBILE-RADIO MAINTENANCE". No charge... just use coupon below.



LAMPKIN LABORATORIES, INC.  
MFM Division, Bradenton, Florida  
At no obligation to me, please send  
 Free booklet  Data on Lampkin meters.

Name \_\_\_\_\_  
Address \_\_\_\_\_  
City \_\_\_\_\_ State \_\_\_\_\_

## SURPLUS BUYS

**RCA OSCILLOSCOPE**  
RCA Model 155C  
This scope is a highly efficient conventional 3" oscillograph. Operates from 115VAC-60 cycles. The perfect instrument for service, labs, schools, industry, experimenter. All features of high priced lab scopes available to you at less than the price of a kit. SIZE: 10" x 7 1/2" x 14". Wt. 23 lbs.  
All in perfect operating condition. A complete scope for less than the price of a kit. (We ship by express.)

**\$29.95**  
complete F.O.B. N.Y.

**DYNAMOTOR**—Transm. Plate supply—Navy type 400VDC-180Mil. New... **NOW \$6.95**  
**SCOPE TUBE #2API**—New—Boxed... **\$1.95**  
**ARC-5 RECVR**—6-9MC—Like New... **\$13.95**  
**ARC-5 XMTR**—3-4MC—Exc... **\$5.95**  
**OIL CONDENSER**—8-R-8 Mfd.—600VDC—with brackets compact (Tobe or Nat'l) New... **\$2.50**  
**MINATURE METER**—1" Sq. Weston, Etc.—0-100 Microamps. Br. New. Orig. Scale. New only **\$3.95**

**OIL CONDENSERS**

1 Mfd-600V... \$ .25	8 Mfd-660AC... \$ 2.50
2 Mfd-600V... .25	2 Mfd-1000VDC... .75
.05—.05 600V... .25	4 Mfd-1000VDC... 1.50
10 Mfd-600V... 1.00	3 Mfd-1000VDC... .75
4 Mfd-600V... .50	1 Mfd-5000VDC... 16.00

**METERS**

2" Rd. 500 Microamps... \$3.29	3" Rd. 300 VDC... \$3.75
500 Milliamps... 2.95	1 Amp RF... 4.95
1 Ampere DC... 2.95	50 Amp AC (5APS)... 4.95

**COAX CABLE JUMPER**—9' RG/11/C w/2 male (259) Connectors... **\$ .75**  
**JK34**—Open Circ. Jack for PL-55... **7 for \$1.00**  
**140 MMFD VARIABLE APC TYPE** (Hammar)... **39 Plate—3" Shaft... 3 for \$2.00**  
**L5 13 (TRUMPET LOUDSPEAKER)** in Weather-proof Case. Brand New. Exc. Value... **\$7.95**  
**FILTER CHOKE**—4 Henry—900 Mil... **\$12.95**  
**HI-FI SPKRS**—Danish Imports—Metrotone—Certified Freq. Curve 40—15KC—Satisfaction Guaranteed. 8"—\$9.95 (List \$35). 9"—\$12.95  
**SENSITIVE MICROAMMETER** Ruggedized—0-100—New 3"... **\$5.95**  
**POWER TRANSFORMER** (to end ARC-5 and Surplus Problems) 4 Sec. Wdgcs.—600VCT. 0-100A—5V/2A—12.6VCT-3A—12.6V-3A—3 1/2" x 3" x 4 1/2"... **Each \$2.49**  
**125VAC RELAY DPST**—Allied (Boxed, New) ... **Each \$1.29**

**REX RADIO SUPPLY CO.**  
88 Cortlandt St.  
New York 7, N. Y.  
In the Heart of New York's Radio Row

comprehensive home study courses in

## ELECTRONICS ENGINEERING

Choose from among these complete courses

- Advanced Radio and Electronics Engineering
- Electronics Engineering
- General Radio Engineering
- Radio Servicing, Maintenance and Repair
- Television
- Television, Maintenance and Servicing
- General Technical Training
- Special Advanced Electrical Engineering Course for Professional Engineers Examination
- General Electrical Engineering
- Electrical Installation and Wiring
- Electrical Draftsmanship
- Circuit Mathematics
- Electricity Supply
- Telephony

Each course is written by an eminent authority in his field and includes the standard recognized textbooks. Personal and individual attention is given to the student through our proved method of instruction. For complete information and a syllabus of each course, mail the coupon.

Canadian Institute of Science & Technology Ltd.  
691 Century Bldg., 4125th St. N.W., Washington, D. C.  
Gentlemen: Please forward free of cost or obligation information on your Electronics Engineering Courses.

Name \_\_\_\_\_  
Address \_\_\_\_\_  
City \_\_\_\_\_ State \_\_\_\_\_  
In Canada: Canadian Institute of Science and Technology Ltd., 686 Garden Building, 263 Adelaide St., West Toronto 1, Ontario.

True  
High-  
Fidelity

*in the  
most  
dramatic  
setting...*

See your local radio-  
television service dealer.



**OXFORD**  
Components, Inc.

Subsidiary of Oxford Electric Corp.  
556 West Monroe Street  
Chicago 6, Illinois  
Illustrated literature  
available upon request.

## OXFORD 3-WAY SPEAKER SYSTEMS and BASS REFLEX CABINETS

Enhance the beauty and comfort of your room while you enhance the sound of your high fidelity. Every room will sparkle with these OXFORD cabinets whether for stereo or in a setting with just one cabinet. Here is double-duty design... cabinets can be used for horizontal or vertical positioning... with use of tapered legs or runners which are both supplied. Available with or without OXFORD 3W20 3-way speaker systems, to give you the best sound reproduction.

Cabinet Model No.	Audiophile Net
BR-1A Red Mahogany	\$111.00
BR-1C Cherry	117.00
BR-1B Blonde Oak	117.00
Complete 3 way speaker system for above cabinets Model 3W20	\$ 39.00

F.O.B. Factory



## Ronette...world's most advanced stereo cartridges

RONETTE NEW STEREO CARTRIDGES exceed industry standards for monaural and stereo high fidelity. These superbly designed dual element cartridges...both single stylus and turnover...are 100% compatible with standard LP's, giving them new tonal brilliance. RONETTE STEREO CARTRIDGES offer cleanest channel separation and high compliance so necessary for long record life and listening pleasure with new stereo discs. Designed for hum-free performance in changer and transcription arms. RONETTE Transcription Arms are available with stereo cartridges.



**BINOFLUID BF-40:** Single dual-purpose stylus .75 mil sapphire or diamond; 3 and 4 terminal models available.

**STEREO OV TURNOVER:** 4 Terminals: 2.5 and .75 mil sapphire or diamond styli.

RONETTE STEREO CARTRIDGES have been acclaimed "best by test" by industry's leading editors and analysts.

### SPECIFICATIONS:

Channel Separation: 26-28 db  
Response: 20 to 15,000 cycles  
Construction: Parallel dual elements, four pins  
Compliance:  $3.5 \times 10^{-6}$  cm/dyne vertical and horizontal  
Optimum Stylus Pressure: 4-6 grams  
Stylus: Sapphire or Diamond

Write for FREE catalog of complete RONETTE line of cartridges, microphones and pickup arms, for ultra-fidelity audio reproduction

*Ronette* ACOUSTICAL CORPORATION, 190 Earl Avenue, Lynbrook, New York

The dynamic range is really quite astonishing and there is no dearth of very weighty brass or sharply explosive percussion. The sound is very forward in its projection and the low directionality is excellent. It presents a high-perfect panorama of sound. Intelligent and excellent use of the hall reverb has resulted in depth perception of extraordinary realism.

The "Rondes de Printemps" and the "Gigues" are somewhat less athletic works than the "Iberia," but fare equally well in Argenta's hands and also afford many exciting examples of fine stereo disc sound. Again, let me say that it is this type of stereo disc that should convince any "doubting Thomases" who feel that stereo disc is nothing but a "gimmick."

### BEETHOVEN SYMPHONY NO. 5

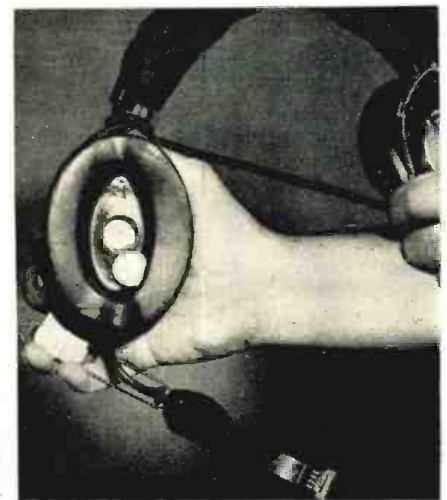
Philharmonic Promenade Orchestra of London conducted by Sir Adrian Boult. Vanguard VSD-2003. Price \$4.98.

This is the other side of the Vanguard stereo coin and, unhappily, not a very bright one. Sir Adrian and his orchestra give a vigorous and spirited performance of this work, as has been noted previously in my column and elsewhere. However, as regards the stereo disc sound quality, it leaves much to be desired, not that it is distorted or not clean in most sections, but that it is recorded at such a very low level that it makes it very difficult to play without noise on any but the very top quality stereo systems. A pity, because from other stereo viewpoints, it is more than acceptable and would have been a welcome addition to almost anyone's stereo disc library.

This is all the space I can devote to stereo discs this month. Next month I will bring you a comparison and evaluation of the two Berlioz "Requiem's" that have appeared on stereo disc, as well as reporting to you on other examples of stereo discs in the classical vein and also bring you my impressions of some of the pop and jazz material that has appeared.

-30-

New experimental Army earphones can turn an ear-splitting roar to a whisper electronically. The tiny circular microphone (lower disc) in the earpiece picks up noise that leaks through ear cushioning. It then produces a second noise, opposite in phase to the first, which in great measure cancels the first to produce relative quiet. Radio messages, however, come through loud and clear. The system was developed jointly by RCA and the U. S. Army Signal Research and Development Lab.



## Approach to Hi-Fi Service

(Continued from page 59)

formance cannot be achieved without a number of instruments, many of them specialized, but this is not as much of a deterrent as it is often believed to be. One reason is that the majority of complaints, as in other types of electronic equipment, can be handled with routine techniques and a minimum of specialized equipment. Another factor is the fact that the full complement of desired equipment can be accumulated gradually and that this may be done nowadays at much less cost than was once the case. Of help in this direction is the fact that much of the equipment is already in the shop and that ingenious substitutions can be made, as will be noted, for some very expensive units.

A comprehensive list of required and recommended gear appears in Table 2. Items marked with asterisks are the basic ones that should be on hand rather early in the game. With respect to these, there should not be much of a problem.

Some of the other items on the list are far less formidable than they sound, with respect to type and price. A more-or-less standardized hi-fi rig, for comparison and possible substitution testing is, of course, important. As for distortion analyzers and a.f. voltmeters and/or wattmeters, many relatively inexpensive units are now available, in

kit or wired form. Now becoming popular are combination instruments that may incorporate such functions as that of the signal generator, the distortion analyzer, and meters. These versatile audio analyzers often avoid the duplication that is involved in buying separate instruments.

Such devices as wow-and-flutter meters, audio-sweep generators, and calibrated microphones can be very expensive indeed. However, the requirements of a service shop are not those of an audio design and research laboratory. Test records and test tapes are available, for example, which can be used to give fairly good relative indications of wow and flutter. While it may not be possible to render the results in exact figures, the technician can use such recordings to determine whether the audiophile customer is or is not satisfied with the wow and flutter characteristics of his gear.

In lieu of an audio-frequency sweep generator, test discs are available on which audio-sweep signals have been recorded. A test microphone is not necessarily an absolutely perfect instrument selling for several hundred dollars. Some manufacturers who make very good microphones at reasonable prices offer a calibration service for a few dollars extra. Once a good microphone has been so calibrated and its deviations from ideal performance are known and recorded, these variations may be taken into account quite easily in conducting tests.

# STAMP OF APPROVAL!

## QUIETROLE

**Only Known Merit marks a product as the "BEST"**

for quieting Noisy Controls and Switches  
QUIETROLE produces results superior to any other product. That's why it's known as the "Best" and that's why more users prefer it to any other. It's the dependable Original product of its kind... a first in the Industry.



**QUIETROLE Spray-Pack**

or the **QUIETROLE** Bottle with the Eye Dropper Cap

QUIETROLE offers you both types of containers. Either way assures you of the same un-failing results that QUIETROLE is known for.

The Lubricant Cleaner of the Electronic World. Tailored for the industry by over 15 years of authentic research, plus 4 years of rigid and exacting tests before marketing.



In 2 oz. bottle with dropper and 6 oz. QUIETROLE SPRAY-PACK

Ask for QUIETROLE and be sure you get it!

manufactured by **QUIETROLE COMPANY**  
Spartanburg, South Carolina

## STEREO THAT MEETS THE REAL TEST



### ST-11 AM-FM STEREO TUNER

Here, for the first time, is an AM-FM STEREO Tuner within the reach of every audiophile. Unmatched by units costing twice the price, the ST-11 is two distinct receivers in one, featuring 4  $\mu$ V. for 20 db quieting. Variable AFC. Single front panel switch controls AM, FM or STEREO selection.

Wired and tested \$74.50  
SAVE! Easy-to-build-kit \$49.95

### STEREO SA-25 PRE-AMP PLUS ONE 25 WATT AMP

Here is the finest dual channel pre-amp and amp on one precisely engineered and designed chassis. When the SA-25 is attached to your present power amplifier it reproduces two separate channels of sound for STEREO from tape, records, and AM-FM. One easy, inexpensive step brings you the realistic, breathtaking magic of STEREO—with Arkay's SA-25.

Wired and tested \$89.95  
SAVE! Easy-to-build-kit \$59.95

### SPA-55 STEREO AMP

Priced for everyone's budget, here at last is a STEREO amp which is a must for every STEREO fan! Housing two identical 27 1/2 watt distortion-free amplifiers the SPA-55 is unsurpassed in quality and performance. This unit may be used as a STEREO amp, a bi-amp, and as a 55 watt Monaural unit.

Wired and tested \$79.95  
SAVE! Easy-to-build-kit \$64.95

### SPA-35

Same quality and performance as the SPA-55 - 35 watts.

Wired and tested \$62.95  
SAVE! Easy-to-build-kit \$49.95



Prices less cover—  
for panel mounting

### SP-6 STEREO CONTROL CENTER

The SP-6 is a completely self powered sensitive dual pre-amp with dual inputs and outputs. Engineered to fit your requirements today, as well as tomorrow, the SP-6 provides unparalleled flexibility. Output of both amps is individually adjusted by one control, reverse position, hi lo filters, etc.

Wired and tested \$62.95  
SAVE! Easy-to-build-kit \$39.95



### FL-30 AMP AND PRE-AMP

Reasonably priced... superlative in quality, the FL-30 now brings to you an amp/pre-amp with fully transistorized front end designed to provide humless & distortion-free reproduction. Freq. response  $\pm$  db. 10-40,000 cps @ 30 watts—60 watt peak. Inputs for magnetic pickup, tuner, tape and 2 aux. Wired and tested \$74.50  
SAVE! Easy-to-build-kit \$49.95



### FM-8 Professional FM TUNER

Engineered for the most precise FM reception today, the FM-8 utilizes five I.F. stages and an extremely sensitive tuning meter with unparalleled sensitivity and flexibility of operation. The FM-8 is ideally priced, offers a self-powered AC operated tuner designed for the discriminating audiophile. Wired and tested \$59.95  
SAVE! Easy-to-build-kit \$39.95

✓ SOUND REALISM  
at  
✓ REALISTIC PRICES!

Winners of 1958  
Fashion Foundation of America  
Gold Medal for Distinctive Styling,  
& Hi-Fi Music at Home  
Commendation Seal for Performance



### HFT-7 AM-FM TUNER

World renowned as a standard of excellence, the HFT-7 is a compact self-powered AM-FM tuner of superb engineering and performance. Temperature compensated FM RF circuits and Automatic Frequency Control assures excellent stability and no drift.

Faster-Seeley discriminator. Grounded Grid RF amp, flat type construction, AFC with provisions for AFC erase. Wired and Tested \$49.95  
SAVE! Easy-to-build-kit \$32.00

Prices less cover—  
for panel mounting

All prices 5% higher west of Mississippi.


**FREE!** At your dealer or write for complete catalogues of Stereo & Monaural Hi-Fi, Radio & TV, Kits & Wired.

**RADIO KITS, INC.** Dept. RN-10  
120 Cedar St.  
New York 6, N. Y.

Gentlemen:  
Please send me your FREE 16 pg. illustrated catalogue without cost or obligation.

NAME \_\_\_\_\_  
ADDRESS \_\_\_\_\_  
CITY \_\_\_\_\_ STATE \_\_\_\_\_

**arkay** 120 CEDAR STREET NEW YORK 6



FOR  
THE  
CRITICAL  
EAR...

the incomparable

**SHURE**  
PROFESSIONAL

*Stereo-Dynetic*  
CARTRIDGE

The Shure Stereo Dynetic Moving-Magnet Cartridge is designed and made specifically for the listener who appreciates accuracy and honesty of sound. It separates disc stereo sound channels with incisive clarity. It is singularly smooth throughout the normally audible spectrum...and is without equal in the re-creation of clean lows, brilliant highs, and true-to-performance mid-range.



**MODEL M3D**

Fits 3 and 4-lead transcription type and record changer stereo arms. Completely compatible, plays monaural or stereo. 10-second stylus replacement.

Individually tested to meet or exceed these specifications: Frequency response, 20 to 15,000 cps. Output level, 5 mv at 1,000 cps. Compliance, 4.0 x 10<sup>-6</sup>cm per dyne. Channel separation, more than 20db throughout the critical stereo frequency range. Recommended tracking, 3 to 6 grams.

*Note to Service Technicians:* Shure Stereo-Dynetic Cartridges are made with the care and precision of fine, shockproof watches. Resist damage from impact. Sealed case prevents tampering, ends service call-backs.

Literature available: Department 13-J.

**SHURE BROTHERS, INC.**  
222 Hartrey Avenue, Evanston, Illinois

**Stereo Disc Recording**

(Continued from page 67)

Demonstrated"). Briefly stated, the MSD system utilizes carrier multiplex above the audible spectrum to record the "difference" information which results when the two stereo channels are subtracted vectorially. The vector sum is recorded normally and simultaneously with the FM carrier. Of course, the resulting groove resembles a normal lateral recording except that there is a superimposed 25 kc. carrier of moderate level (4 cm./sec. velocity).

Since the vector sum of two stereo channels is the normal monaural "mix" —the audible lateral groove modulation of the MSD system is fully compatible with existing monaural records.

The MSD can be played monaurally with any LP pickup in good working order without damage. It can be played stereophonically with wide-range monaural pickups with the aid of an auxiliary converter which will be described later.

Playing time of an MSD record is about the same as a standard LP. If extended playing time is necessary, the use of auto margin and a smaller tip radius, such as 0.7 mil, will permit substantially the same playing time as a regular LP record. The reason for this is that the carrier groove modulation amplitude is only 20 millionths of an inch, so no appreciable increase in over-all groove excursion is necessary over that required for a standard LP.

The vertical rumble is no problem with the MSD system since the pickup need not respond to vertical motion.

The commercial converter unit designed for MSD provides a 25 kc. carrier filter, amplifier, limiter, and detector which can also be used to de-

modulate a broadcast FM multiplex signal.<sup>1</sup>

**Columbia System**

The recently announced *Columbia* system as described by Dr. Goldmark ("New Compatible Stereo Disc," June, 1958 issue) records the vector sum of the right and left channels laterally but the vector difference is recorded vertically in the same groove simultaneously with the same cutter. Such a disc would be similar to a 45-45 except that Dr. Goldmark proposed the limitation of the amplitude of the vertical groove modulation to less than one-tenth that of a 45-45 disc by an undisclosed method. This limitation in vertical amplitude can be done with a limiter or a high-pass filter in the "difference" channel before recording.

The advantage claimed for the *Columbia* system is that it is compatible with standard LP records because of reduced vertical groove modulation.

Since few demonstrations have been made and no records have been placed on sale by *Columbia*, complete evaluation of this modification of the 45-45 system cannot be made at this time.

It should be noted, however, that the *Fairchild Recording Equipment Company* has suggested the use of its program compressor in the vertical channel of its vertical-lateral cutting system for better results when cutting 45-45 masters. The *Fairchild* cutter is not yet available to the industry.

**Comparison**

No comparison has been made of relative frequency response, harmonic distortion, and signal-to-noise ratios of the various systems described. In the present state of the art these three factors are subject to variation as a result of limitations on the test equipment and a lack of established test methods.

<sup>1</sup> This unit, available from Components Corp., is known as the "Stereo-Vertor."

**VARIED PROGRAM AVAILABLE ON STEREO DISCS**

AS we go to press, virtually every record firm is represented on the market by a varied selection of stereo discs. Available now in record shops across the country are selections ranging from pop to classical. In addition to the "big name" labels, a host of new firms are bidding for a share of the stereo dollar by offering unusual or unique program material. Prices of these new discs range from a modest 98 cents for an "Extended Play" recording to \$11.98 for some of the more elaborate two-disc albums. Among the "good buys" for beginning "stereophiles" are the various demonstration and test discs being offered at reduced prices as a special inducement to try out this new medium. The following is a list of such test and "demo" recordings, along with catalogue number and price. Except where noted, these discs are available at record shops.


LABEL	NAME	NUMBER	PRICE
Audio-Fidelity Components Corp. (Denville, N. J.)	"Stereophonic Demonstration & Sound Effects Record"	AFSD-5890	\$6.95
	"33 1/3 Stereo Test Record" (checks 45-45 cartridge balance, channel separation, and rumble)	58-45/45	\$1.00
Concert-Disc	"Sound in the Round"	CS-22	\$6.95
Electro-Voice	"Stereo Demonstration Record"		\$1.50
Elektra	"Around the World in Stereo"	SMP-4X	\$2.98
Hallmark	"Full-Dimensional Stereo Demonstration Record"	HLP-310	\$3.98
London	"Journey Into Stereo Sound"	PS-100	\$4.98
Omega Disc	"Stereo LP Preview"	(7")	\$ .50
Vanguard	"Scheherazade"	SRV-103-SD	\$2.98
Vox	"Vox Sampler"	VST-1	\$2.98



Send for FREE booklet and get the

# BIG PAYOFF

## in RADIO-TV-ELECTRONICS



"You might like to know that since I have started this course, my company has given me a \$32.00 a month raise. They seem to think anybody who has enough interest in their job to study at home is worth more money."

—Frank J. Mulvey, 910 124th St., S.,  
Renton, Washington

### What would a raise of just \$8 a week (\$416 per year) mean to You!

**Think of it! Only one \$8-a-week raise (such as Frank Mulvey received) will repay your investment in CREI training, and leave you a substantial profit the very first year! Your increases in pay thereafter are all pure profit, and you'll be prepared for many more promotions and pay raises in the future years of your life!**

Many of the men currently on the street are there for a reason. "As many as 8 out of 10 are dead-wood," estimates the chief engineer of a medium-sized Philadelphia firm; the problem is to find the live ones. —from *ELECTRONICS MAGAZINE*

If you're interested in an honest-to-goodness career in the vigorous young electronics industry, here's how you can step ahead of job-competition, move up to a better job, earn more money, AND BE SURE OF HOLDING YOUR TECHNICAL JOB, EVEN WHEN THE "DEADWOOD" IS BEING CLEANED OUT.

The "how" is advanced, professional home study training in Electronic Engineering Technology including SERVOMECHANISMS; COMPUTERS; RADAR; AUTOMATION; AERONAUTICAL ELECTRONICS; BROADCASTING; COMMUNICATIONS AND MANUFACTURING, and the ELECTRONIC PRINCIPLES ASSOCIATED WITH GUIDED MISSILES, TELEMETERING, ASTRONAUTICS and INSTRUMENTATION. You don't have to be a college graduate. You *do* have to be willing to study—at home. You can do it while holding down a full-time job. Thousands have. Since 1927 CREI has provided alert young men with the technical knowledge that leads to more responsibility, more job security, more money. And CREI has constantly kept pace with the rapid expansion and progress in electronic achievement.

Remember this: CREI starts with fundamentals and takes you along at your own speed. You are not held back by a class, not pushed to keep up with others. You set your own pace. CREI instructors guide you through the lesson material and *grade* your written work personally. You master the fundamentals, then get into more advanced phases of electronics engineering principles and practice. Finally you may elect training in highly specialized principles of electronic engineering technology as applied to guided missiles, servomechanisms, radar, computers, telemetering, automation, instrumentation and other applications.

Look at this partial listing of organizations that recommend CREI training for their own personnel: United Air Lines, Canadian Broadcasting Corp., Trans-Canada Airlines, Douglas Aircraft Co., The Martin Co., Columbia Broadcasting System, All-American Cables and Radio, Inc., Gates Radio Co., Canadair Ltd., Federal Electric Corp., and U.S. Information Agency (Voice of America).

What's the next step? *Certainly get more information than we can cram into one page. Fill out and mail the coupon below today, or write Capitol Radio Engineering Institute, Dept. 1110-Y, 3224 16th St., N.W., Washington 10, D. C.*

CREI ALSO OFFERS RESIDENCE TRAINING at the same high technical level in Washington, D. C. Classes start at regular intervals. Qualified residence school graduates earn degree. "Associate in Applied Science." You can qualify for CREI home study training if you have had electronic education, or experience in electronics—and realize the need of a high level technical knowledge to make good in the better electronics jobs. (Electronics experience is not required for admission to CREI Residence School.)

VETERANS: If eligible for training under the new G.I. Bill of Rights, check the coupon for full information.

### MAIL THIS COUPON FOR FREE BOOKLET!

#### CAPITOL RADIO ENGINEERING INSTITUTE

ECPD Accredited Technical Institute Curricula • Founded 1927  
Dept. 1110-Y, 3224 Sixteenth St., N.W., Washington 10, D. C.

Please send me your course outline and FREE illustrated Booklet "Your Future in the New World of Electronics" . . . describing opportunities and CREI home study courses in Practical Electronic Engineering Technology.

- CHECK FIELD OF GREATEST INTEREST
- Radar, Servo and Computer Engineering Technology
  - Electronic Engineering Technology
  - Broadcast (AM, FM, TV) Engineering Technology
  - Television Engineering Technology
  - Aeronautical Electronic Engineering Technology

DI

Name.....Age.....

Street.....

City.....Zone.....State.....

Check:  Home Study  Residence School  Korean Veteran

To help us answer your request intelligently, please give the following information:

Employed By.....

Type of Present Work.....

Education:  
Yrs. High School.....

Other.....

Electronics Experience.....

## SUPERIOR'S NEW MODEL TW-11

STANDARD  
PROFESSIONAL

# TUBE TESTER



- ★ Tests all tubes, including 4, 5, 6, 7, Octal, Lock-in, Hearing Aid, Thyatron, Miniatures, Sub-miniatures, Novals, Sub-minars, Proximity fuse types, etc.
- ★ Uses the new self-cleaning Lever Action Switches for individual element testing. Because all elements are numbered according to pin-number in the RMA base numbering system, the user can instantly identify which element is under test. Tubes having tapped filaments and tubes with filaments terminating in more than one pin are truly tested with the Model TW-11 as any of the pins may be placed in the neutral position when necessary.
- ★ The Model TW-11 does not use any combination type sockets. Instead individual sockets are used for each type of tube. Thus it is impossible to damage a tube by inserting it in the wrong socket.
- ★ Free-moving built-in roll chart provides complete data for all tubes. All tube listings printed in large easy-to-read type.
- ★ **NOISE TEST:** Phono-jack on front panel for plugging in either phones or external amplifier will detect microphonic tubes or noise due to faulty elements and loose internal connections.
- ★ The Model TW-11 operates on 105-130 Volt 60 Cycles A.C. Comes housed in a beautiful hand-rubbed oak cabinet complete with portable cover.

### EXTRAORDINARY FEATURE

- ★ **SEPARATE SCALE FOR LOW-CURRENT TUBES**—Previously, an emission type tube testers, it has been standard practice to use one scale for all tubes. As a result, the calibration for low-current types has been restricted to a small portion of the scale. The extra scale used here greatly simplifies testing of low-current types.

**\$47<sup>50</sup>**  
NET

## SUPERIOR'S NEW MODEL TV-12

# TRANS-CONDUCTANCE TUBE TESTER



**ALSO TESTS  
TRANSISTORS!**

### TESTING TUBES

- ★ Employs improved TRANS-CONDUCTANCE circuit. An in-phase signal is impressed on the input section of a tube and the resultant plate current change is measured. This provides the most suitable method of simulating the manner in which tubes actually operate in Radio & TV receivers, amplifiers and other circuits. Amplification factor, plate resistance and cathode emission are all correlated in one meter reading.
- ★ **NEW LINE VOLTAGE ADJUSTING SYSTEM.** A tapped transformer makes it possible to compensate for line voltage variations to a tolerance of better than 2%.
- ★ **SAFETY BUTTON** — protects both the tube under test and the instrument meter against damage due to overload or other form of improper switching.
- ★ **NEWLY DESIGNED FIVE POSITION LEVER SWITCH ASSEMBLY.** Permits application of separate voltages as required for both plate and grid of tube under test, resulting in improved Trans-Conductance circuit.

### TESTING TRANSISTORS

A transistor can be safely and adequately tested only under dynamic conditions. The Model TV-12 will test all transistors in that approved manner, and quality is read directly on a special "transistor only" meter scale. The Model TV-12 will accommodate all transistors including NPN's, PNP's, Photo and Tetrodes, whether made of Germanium or Silicon, either point contact or junction contact types.

Model TV-12 housed in handsome rugged portable cabinet sells for only

**\$72<sup>50</sup>**  
NET

**SHIPPED ON APPROVAL**  
**NO MONEY WITH ORDER—NO C.O.D.**

Try for 10 days before you buy! If completely satisfied, send down payment after trial and pay balance at indicated monthly rate — **NO INTEREST OR FINANCE CHARGES ADDED.** If not completely satisfied, return to us, no explanation necessary.

See page 117 for complete details

**MOSS ELECTRONIC DIST. CO., INC. 3849 TENTH AVE., NEW YORK 34, N. Y.**

RADIO & TV NEWS

Superior's New  
MODEL

# 77 VACUUM TUBE VOLTMETER

WITH NEW 6" FULL-VIEW METER

Compare it to any peak-to-peak V.T.V.M. made by any other manufacturer at any price!



- ✓ Model 77 completely wired and calibrated with accessories (including probe, test leads and portable carrying case) sells for only \$42.50.
- ✓ Model 77 employs a sensitive six inch meter. Extra large meter scale enables us to print all calibrations in large easy-to-read type.
- ✓ Model 77 uses new improved SICO printed circuitry.
- ✓ Model 77 employs a 12AU7 as D.C. amplifier and two 9006's as peak-to-peak voltage rectifiers to assure maximum stability.
- ✓ Model 77 uses a selenium-rectified power supply resulting in less heat and thus reducing possibility of damage or value changes of delicate components.
- ✓ Model 77 meter is virtually burn-out proof. The sensitive 400 microampere meter is isolated from the measuring circuit by a balanced push-pull amplifier.
- ✓ Model 77 uses selected 1% zero temperature coefficient resistors as multipliers. This assures unchanging accurate readings on all ranges.

Traditionally, the V.T.V.M. has been the one instrument used for voltage measurements where low-drain or wide frequency response is essential. And now, the Model 77 V.T.V.M. by taking advantage of new developments including modern balanced push-pull circuit design, etched circuitry, an extra large meter and other improvements provides such measurements quicker, with a higher degree of accuracy and with better readability.

The Model 77 will measure DC with negligible loading and AC of ANY WAVE FORM; whether sine wave, pulse wave, spike wave, square wave or other complex wave forms. It will measure all AC from 30 cycles to over 5 megacycles and will do so without additional accessories or cables.

**AS A DC VOLTMETER:** The Model 77 will measure any voltage up to 1500 volts with negligible loading. It is indispensable in receiver and Hi-Fi Amplifier servicing and a must for Black and White and color TV servicing where circuit loading cannot be tolerated. A special feature permits accurate zero center measurements necessary for the true alignment of Foster-Seely (Armstrong) FM detectors, Ratio Detectors and the newer Gated Beam Detectors.

**AS AN AC VOLTMETER:** The old-fashioned laboratory AC V.T.V.M. was cumbersome, erratic, and required several dial manipulations to arrive at a reading. The Model 77 when connected to a circuit will quickly and simply measure its RMS value if sine wave, and its peak-to-peak value if complex wave. Pedestal voltages that determine the "black" level in TV receivers, sync pulses and saw tooth voltages are easily read with the Model 77.

**AS AN ELECTRONIC OHMMETER:** Because of its wide coverage of measurement in the resistance range (from .2 ohms to 1,000 megohms) the Model 77 will be your most frequently used resistance meter. Leaky capacitors which may not show up on other resistance meters, show up glaringly when tested with the new Model 77. Because of its sensitivity and low loading, intermittents are more easily found, isolated and repaired.

## S P E C I F I C A T I O N S

- DC VOLTS — 0 to 3/15/75/150/300/750/1500 volts at 11 megohms input resistance.
- AC VOLTS (RMS) — 0 to 3/15/75/150/300/750/1500 volts.
- AC VOLTS (Peak to Peak) — 0 to 8/40/200/400/800/2000 volts.
- ELECTRONIC OHMMETER — 0 to 1000 ohms/10,000 ohms/100,000 ohms/1 megohm/10 megohms/100 megohms/1,000 megohms.
- DECIBELS — -10 db to +18 db, +10 db to +38 db, +30 db to +58 db. All based on 0 db = .006 watts (6 mw) into a 500 ohm line (1.73v).
- ZERO CENTER METER — For discriminator alignment with full scale range of 0 to 1.5/7.5/37.5/75/150/375/750 volts at 11 megohms input resistance.

Model 77 comes complete with operating instructions, probe and test leads. Use it on the bench — use it on calls. A streamlined carrying case, included at no extra charge, accommodates the tester, instruction book, probe and leads. Operates on 110-120 volt 60 cycle. Only \_\_\_\_\_

**\$42<sup>50</sup><sub>NET</sub>**

**SHIPPED ON APPROVAL**

**NO MONEY WITH ORDER — NO C.O.D.**

Try for 10 days before you buy! If completely satisfied, send down payment after trial and pay balance at indicated monthly rate — **NO INTEREST OR FINANCE CHARGES ADDED.** If not completely satisfied, return to us, no explanation necessary.

See page 117 for complete details

MOSS ELECTRONIC DIST. CO., INC. 3849 TENTH AVE., NEW YORK 34, N. Y.

## SUPERIOR'S NEW MODEL 79

The Most Versatile All-Purpose Multi-Range Tester Ever Designed!

# SUPER-METER

WITH NEW 6" FULL-VIEW METER



Model 79 comes complete with operating instructions and test leads. Use it on the bench—use it on calls. A streamlined carrying case included at no extra charge accommodates the tester, instruction book and test leads. Only

**\$38<sup>50</sup>** NET

A Combination VOLT-OHM MILLIAMMETER.  
Plus CAPACITY, REACTANCE, INDUCTANCE AND DECIBEL MEASUREMENTS.  
Also Tests SELENIUM AND SILICON RECTIFIERS, SILICON AND GERMANIUM DIODES

### Specifications

The Model 79 represents 20 years of continuous experience in the design and production of SUPER-METERS, an exclusive SICO development. In 1938 Superior Instruments Co. designed its first SUPER-METER, Model 1150. In 1940 it followed with Model 1250 and in succeeding years with others including Models 670 and 670-A. All were basically V.O.M.'s with extra services provided to meet changing requirements. Now, Model 79, the latest SUPER-METER includes not only every circuit improvement perfected in 20 years of specialization, but in addition includes those services which are "musts" for properly servicing the ever increasing number of new components used in all phases of today's electronic production. For example with the Model 79 SUPER-METER you can measure the quality of selenium and silicon rectifiers and all types of diodes—components which have come into common use only within the past five years, and because this latest SUPER-METER necessarily required extra meter scale, SICO used its new full-view 6-inch meter.

D.C. VOLTS: 0 to 7.5/15/75/150/750/1,500.  
A.C. VOLTS: 0 to 15/30/150/300/1,500/3,000.  
D.C. CURRENT: 0 to 1.5/15/150 Ma. 0 to 1.5/15 Amperes.  
RESISTANCE: 0 to 1,000/100,000 Ohms. 0 to 10 Megohms.  
CAPACITY: 001 to 1 Mfd. 1 to 50 Mfd.  
REACTANCE: 20 to 2,500 Ohms, 2,500 Ohms to 2.5 Megohms.  
INDUCTANCE: .15 to 7 Henries, 7 to 7,000 Henries.  
DECIBELS: -6 to +18, +14 to +38, +34' to +58.

The following components are all tested for QUALITY at appropriate test potentials. Two separate BAD-GOOD scales on the meter are used for direct readings.

All Electrolytic Condensers from 1 MFD to 1000 MFD.  
All Selenium Rectifiers. All Germanium Diodes.  
All Silicon Rectifiers. All Silicon Diodes.

For the first time ever: **ONE TESTER PROVIDES ALL THE SERVICES LISTED BELOW!**

Superior's New Model **76**



IT'S A  
**CONDENSER BRIDGE**  
with a range of .00001 Microfarad to 1000 Microfarads  
(Measures power factor and leakage too.)

IT'S A  
**RESISTANCE BRIDGE**  
with a range of 100 ohms to 5 megohms

IT'S A  
**SIGNAL TRACER**  
which will enable you to trace the signal from antenna to speaker of all receivers and to finally pinpoint the exact cause of trouble whether it be a part or circuit defect.

IT'S A  
**TV ANTENNA TESTER**  
The TV Antenna Tester section is used first to determine if a "break" exists in the TV antenna and if a break does exist the specific point (in feet from set) where it is.

### SPECIFICATIONS:

**CAPACITY BRIDGE SECTION**  
4 Ranges: .00001 Microfarad to 1000 Microfarads. Will also locate shorts, and leakages up to 20 megohms. Measures the power factor of all condensers from .1 to 1000 Microfarads. (Power factor is the ability of a condenser to retain a charge and thereby filter efficiently.)

**SIGNAL TRACER SECTION**  
With the use of the R.F. and A.F. Probes included with the Model 76, you can make stage gain measurements, locate signal loss in R.F. and Audio stages, localize faulty stages, locate distortion and hum, etc. Provision has been made for use of phones and meter if desired.

**RESISTANCE BRIDGE SECTION**  
2 Ranges: 100 ohms to 5 megohms.  
Resistance can be measured without disconnecting capacitor connected across it. (Except, of course, when the R C combination is part of an R C bank.)

**TV ANTENNA TESTER SECTION**  
Loss of sync, snow and instability are only a few of the faults which may be due to a break in the antenna, so why not check the TV antenna first? 2 Ranges: 2' to 200' for 72 ohm coax and 2' to 250' for 300 ohm ribbon.

Model 76 comes complete with all accessories including R.F. and A.F. Probes; Test Leads and operating instructions. Nothing else to buy. Only

**\$26<sup>95</sup>** NET

**SHIPPED ON APPROVAL**  
**NO MONEY WITH ORDER—NO C.O.D.**

Try for 10 days before you buy! If completely satisfied, send down payment after trial and pay balance at indicated monthly rate — **NO INTEREST OR FINANCE CHARGES ADDED** If not completely satisfied, return to us, no explanation necessary.

See facing page for complete details

MOSS ELECTRONIC DIST. CO., INC., 3849 TENTH AVE., NEW YORK 34, N. Y.

Superior's New  
Model TV-50A

# GENOMETER

## 7 Signal Generators in One!

- ✓ R.F. Signal Generator for A.M.
- ✓ R.F. Signal Generator for F.M.
- ✓ Audio Frequency Generator

- ✓ Bar Generator
- ✓ Cross Hatch Generator
- ✓ Color Dot Pattern Generator
- ✓ Marker Generator



This versatile All-Inclusive  
**GENERATOR** Provides **ALL**  
the Outputs for Servicing:

- A.M. RADIO • F.M. RADIO
- AMPLIFIERS
- BLACK AND WHITE TV
- COLOR TV

### Specifications

#### R. F. SIGNAL GENERATOR:

The Model TV-50A Genometer provides complete coverage for A.M. and F.M. alignment. Generates Radio Frequencies from 100 Kilocycles to 60 Megacycles on fundamentals and from 60 Megacycles to 180 Megacycles on powerful harmonics. Accuracy and stability are assured by use of permeability trimmed Hi-Q coils. R.F. is available separately, modulated by the fixed 400 cycle sine-wave audio or modulated by the variable 300 cycle to 20,000 cycle variable audio. Provision has also been made for injection of any external modulating source.

#### VARIABLE AUDIO FREQUENCY GENERATOR:

In addition to a fixed 400 cycle sine-wave audio, the Model TV-50A Genometer provides a variable 300 cycle to 20,000 cycle peaked wave audio signal. This service is used for checking distortion in amplifiers, measuring amplifier gain, trouble shooting hearing aids, etc.

#### BAR GENERATOR:

This feature of the Model TV-50A Genometer will permit you to throw an actual Bar Pattern on any TV Receiver Screen. Pattern will consist of 4 to 16 horizontal bars or 7 to 20 vertical bars. A Bar Generator is acknowledged to provide the quickest and most efficient way of adjusting TV linearity controls. The Model TV-50A employs a recently improved Bar Generator circuit which assures stable never-shifting vertical and horizontal bars.

#### CROSS HATCH GENERATOR:

The Model TV-50A Genometer will project a cross-hatch pattern on any TV picture tube. The pattern will consist of non-shifting, hori-

zontal and vertical lines *interlaced* to provide a stable cross-hatch effect. This service is used primarily for correct ion trap positioning and for adjustment of linearity.

#### DOT PATTERN GENERATOR (For Color TV)

Although you will be able to use most of your regular standard equipment for servicing Color TV, the one addition which is a "must" is a Dot Pattern Generator. The Dot Pattern projected on any color TV Receiver tube by the Model TV-50A will enable you to adjust for proper color convergence. When all controls and circuits are in proper alignment, the resulting pattern will consist of a sharp white dot pattern on a black background. One or more circuit or control deviations will result in a dot pattern out of convergence, with the blue, red and green dots in overlapping dot patterns.

#### MARKER GENERATOR:

The Model TV-50A includes all the most frequently needed marker points. Because of the ever-changing and ever-increasing number of such points required, we decided against using crystal holders. We instead adjust each marker point against precise laboratory standards. The following markers are provided: 189 Kc., 262.5 Kc., 456 Kc., 600 Kc., 1000 Kc., 1400 Kc., 1600 Kc., 2000 Kc., 2500 Kc., 3579 Kc., 4.5 Mc., 5 Mc., 10.7 Mc. (3579 Kc. is the color burst frequency.)

The Model TV-50A comes absolutely complete with shielded leads and operating instructions. Only

**\$47<sup>50</sup>**  
NET

# SHIPPED ON APPROVAL NO MONEY WITH ORDER — NO C. O. D.

MOSS ELECTRONIC DISTRIBUTING Co., INC.  
Dept. D-525, 3849 Tenth Ave., New York 34, N. Y.

Please send me the units checked on approval. If completely satisfied I will pay on the terms specified with no interest or finance charges added. Otherwise, I will return after a 10 day trial positively cancelling all further obligation.

Name .....

Address .....

CITY ..... Zone ..... State .....

All prices net, F.O.B., N. Y. C.

- Model 79 ..... Total Price \$38.50  
\$8.50 within 10 days. Balance \$6.00 monthly for 5 months.
- Model TW-11 ..... Total Price \$47.50  
\$11.50 within 10 days. Balance \$6.00 monthly for 6 months.
- Model 77 ..... Total Price \$42.50  
\$12.50 within 10 days. Balance \$6.00 monthly for 5 months.
- Model TV-50A ..... Total Price \$17.50  
\$11.50 within 10 days. Balance \$6.00 monthly for 6 months.
- Model TV-12 ..... Total Price \$22.50  
\$22.50 within 10 days. Balance \$10.00 monthly for 5 months.
- Model 76 ..... Total Price \$26.95  
\$6.95 within 10 days. Balance \$5.00 monthly for 4 months.

**FAST!  
ACCURATE!**

**SECO Test Equipment**

**Saves time . . . makes  
more money for you!**

WRITE TODAY FOR COMPLETE  
SPECIFICATIONS AND FEATURES!

- Outstanding Reliability and Performance!
- Unique, Time-Saving Features!
- Low First Cost Makes You Money From the Start!

**107 TUBE TESTER**—Outstanding performance and accuracy—provides 3 important tests: amplifier types tested for gain by Dynamic Mutual Conductance method—power types tested for cathode current by Cathode Emission method—all types tested for shorts and grid error by Grid Circuit Test developed and patented by Seco. Dynamic Mutual Conductance Test pre-wired to eliminate elaborate set-up. Cathode Emission Test done by free point pin-selector method—will not be obsolete. Completely self-contained in portable carrying case. Furnished with handy flip chart for fast tube set-up data.



MODEL 107 . . . . . \$139.50 NET



**GCT-8 GRID CIRCUIT TUBE TESTER**—Perfect companion to any tester—checks critical "control grid" condition of vacuum tubes fast, accurately. Electron eye tube indicates faults at a glance. As many as eleven simultaneous checks—automatically.

MODEL GCT-8—Kit . . . . . \$19.95 NET  
MODEL GCT-8—Wired & tested . . . 29.95 NET

**208VTVM**—"Fool-proof"—many new features! Easy-to-read 4½" 200 microamp meter mounted on sloping panel—7 DC, 7 AC, 7 ordinary Ohm ranges, plus RETMA (EIA) Ohm scale to check standard color-coded resistance values and tolerance limits. Specially designed "shift-lever" type function switch identifies and automatically connects proper probe. With stand, 40" leads, and common lead with clip.

MODEL 208 . . . . . \$74.50 NET  
Leather, felt-lined carrying case. \$9.95 NET

**PS-2 BATTERY ELIMINATOR**—Compact unit takes place of battery normally used to operate and service low-powered transistorized equipment. Supplies clean, filtered DC—can't be damaged by a short. Quickly spots faulty batteries by substitution. Output continuously variable from 0 to 15 V.—ideal for experimenters. Complete with jacks, leads, and clips.

MODEL PS-2 . . . . . \$13.95 NET

**FB-4 FLYBACK CIRCUIT AND INDUCTANCE ANALYZER**—Quick "yes" or "no" answer on condition of flyback transformer and yoke—100% accuracy! Resonant frequency and "Q" meter principle used—will not be obsolete. No disconnecting—no charting—checks complete horizontal coil circuit. Complete with self-contained power supply and matched 18" leads.

MODEL FB-4 . . . . . \$38.95 NET

**FP-1 FILAMENT CONTINUITY CHECKER AND 90 VOLT BIAS SUPPLY PACK**—Checks continuity of TV and radio-type tubes—perfect for many bias substitution jobs.

MODEL FP-1 . . . . . \$12.95 NET

Get the complete story on Seco's exciting line of test equipment. See your distributor—or write for complete information today!

**SECO MANUFACTURING CO.**  
5015 Penn Avenue So.  
Minneapolis, Minn.



# New Tube Tester Data

Owners of RCA hole-card automatic testers: here are hole locations to be punched for new tubes.

## RCA AUTOMATIC TESTER, WT-110A

TUBE TYPE	HOLE LOCATIONS TO BE PUNCHED	NOTES
1AG5 Pentode Unit	G1, E2, B4, D5, A6, M6, N6, M2, N1, L5, J7, K10	Reject if below 3
1AG5 Diode Unit	B1, B2, G3, B4, B5, A6, M6, N6, M2, N1, L3, K10	Reject if below 2
1G3-GT/1B3-GT	Use 1B3-GT Card	
1Z2	A4, B5, G10, M6, N6, M5, N3, L4, K10	Reject if below 3
2E30	D1, B2, A3, A4, G5, E6, B7, M6, N6, M2, N4, L1, J9, K4	
2E35	G1, E2, B3, D4, A5, M6, N6, M2, N1, L5, J7, K10	Reject if below 3
2E36	Use 2E35 Card	
2C51	Use 5670 Card	
2X2-A	A1, B4, C10, M6, N6, M2, N4, L5, K6, K7, L6, L7	Reject if below 4
3B2	A2, B7, G10, M6, N6, M4, N2, L5, K9	Reject if below 4
6AB7/1853	B1, A2, B3, D4, C5, E6, B7, G8, M10, N9, M5, N2, L1, J3, I6, I10, K6, L6, L7	
6AJ8/ECH81	B1, B2, C3, A4, B5, B6, B7, G8, D9, M10, N9, M5, N2, L1, J1, I8, I10, K7, K8, L6, L7	
6AJ8/ECH81	Heptode Unit	
6AK8/EABC80	E1, D2, C3, A4, B5, G6, B7, B8, B9, M10, N9, M5, N2, L1, J4, I6, I9, K3, K4	
6AX4-GT	Use 6T8 Cards	
6BQ7	Hole locations same as present card	Reject if below 3
6BQ5/EL84	F1, D2, A3, C4, C5, B6, D7, G8, M10, N9, M5, N2, L1, J1, I8, I10, K5, K6, L6, L7	Test P1 and P2
6CA7/EL34	D2, C3, A4, B5, G7, E9, M10, N9, M3, N1, L1, J6, I6, I10, K7, L6, L8	
6C8-G	B1, A2, G3, E4, D5, B7, C8, M10, N9, M4, N2, L1, J8, I6, I10, K7, L6, L8	
6CX8 Pentode Unit	A2, F3, C4, D5, G6, B7, C8, D10, M10, N9, M5, N2, L1, J4, I6, I10, K7, K8	Test P1 and P2
6CX8 Triode Unit	B1, B2, B3, A4, B5, C6, D7, E8, G9, M10, N9, M3, N1, L1, J1, I7, I10, K7, L6, L8	
6CZ5	C1, D2, G3, A4, B3, B6, B7, B8, B9, M10, N9, M3, N1, L1, J1, I6, I7, K6, K7, L6, L7	
6DA6/EF89	E1, D3, A4, B5, C7, M10, N9, M5, N2, L1, J8, I6, I9, K9, K10, L6, L8, G9	
6DB5	B1, D2, C3, A4, B5, B6, G7, E8, B9, M10, N9, M5, N2, L1, J4, I6, I10, K6, K7, L6, L7	
6DS5	E1, C2, D3, A4, B5, G9, M10, N9, M3, N1, L1, J1, I6, I7, K8, L6, L8	
6K5-GT	D1, C2, A3, B4, G5, E6, M10, N9, M3, N1, L1, J7, I6, I10, K4, K5, L6, L7	
6L6-GB	B1, A2, G3, B7, C8, D10, M10, N9, M5, N2, L1, J2, I6, I10, K5, K6	For gas test, see tester instructions
6SD7-GT	Use 6L6 G card	
6W4-GT	B1, A2, B3, D4, C5, E6, B7, G8, M10, N9, M5, N2, L1, J4, I6, I10, K6, K7, L6, L7	
7L7	Hole locations same as present card	Reject if below 3
10DE7 Triode 1	A1, G2, E3, B4, B5, D6, C7, B8, M10, N9, M5, N2, L1, J2, I6, I10, K7, K8, L6, L7	
10DE7 Triode 2	B1, B2, A4, B5, G6, D7, C8, B9, M10, N9, M5, N5, L1, J7, I6, I10, K5	
12DB5	G1, D2, A4, B5, B6, B7, B8, C9, M10, N9, M5, N5, L1, J10, I6, I10, K5, L6, L7	
25BK5	K1, C2, D3, A4, B5, G9, M10, N9, M2, N3, L1, J1, I6, I7, K8, L6, L8	
404-A	G1, D3, A4, B5, C6, E8, M10, N8, M5, N1, L1, J5, I6, I10, K2, K3, L6, L7	
417-A	See 5847 Card	
807	See 5842 Card	
1614	A1, E2, D3, C4, B5, G10, M10, N9, M3, N1, L1, J9, I6, I10, K6, L6, L7	
5642	Use 6L6 G card	
5670	A1, B2, G10, M6, N6, M2, N1, L4, K8, K9	Reject if below 3
5676	A1, C2, D3, F4, B5, G6, D7, C8, B9, M10, N9, M5, N2, L1, J1, K5, K6, L6, L7	Test P1 and P2
5763	G1, A2, D3, B4, M6, N6, M2, N1, L1, J7, K3	
5842/417A	G1, C3, A4, B5, E6, C7, D8, M10, N9, M5, N2, L1, J6, I6, I10, K4, L6, L7	
5847/E182F/404A	G1, A3, D4, C6, B9, M10, N9, M5, N2, L1, J1, I7, I9, K4, L6, L8	For gas test, see tester instructions
5879	D1, B3, C4, G6, E8, A9, M10, N9, M5, N2, L1, J1, I8, I10, K7, L6, L8	
5896	D1, C3, A4, B5, E7, G8, C9, M10, N9, M5, N2, L1, J6, I6, I10, K8	
5963	F1, C2, A3, B4, G5, B6, C7, M10, N9, M5, N2, L3, I6, I10, K7, K8, L6, L8	Test P1 and P2, reject if below 4
5964	F1, D2, C3, A4, B5, G6, D7, C8, M10, N9, M2, N3, L1, J1, I6, I10, K6, K7, L6, L7	Test P1 and P2
6021	F1, G2, A3, B4, D5, D6, C7, M10, N9, M5, N2, L1, J1, I7, I9, K4, L6, L7	Test P1 and P2
6146	F1, D2, A3, C4, C5, B6, D7, G8, M10, N9, M5, N2, L1, J1, I6, I8, K4, L6, L7	Test P1 and P2
6159	C1, A2, E3, D5, B7, G10, M10, N9, M3, N1, L1, J1, I9, I10, K3, K4, L6, L7	
	C1, A2, E3, D5, B7, G10, M10, N8, M3, N1, L1, J1, I9, I10, K3, K4, L6, L7	

# 48¢ ea.

# for any tube

## \$45.00 Per Hundred

# STANDARD LINE

ELECTRIC COMPANY

FREE TUBE BRIGHTENER ON ORDERS OF \$10.00 OR MORE

FREE POSTAGE IN U.S.A. & TERRITORIES

### ANNOUNCING OUR NEW PRICE SCHEDULE

Effective July 25, 1958 all tubes (Radio & Television receiving) will be sold and shipped at the fantastic price of only .48c ea. or \$45.00 per hundred. Any "on hand" orders at that time will receive credit for future purchases.

THE TUBES ADVERTISED HEREIN ARE NOT NECESSARILY NEW TUBES BUT MAY BE ELECTRICALLY PERFECT FACTORY SECONDS OR USED TUBES AND ARE SO MARKED

All TV & Radio Tubes are tested by our supplier under actual conditions in Radio & TV chassis or in Hickock Tube Testers Model 533A.

And, of course, the famous Standard Line guarantee remains in effect: All tubes guaranteed to be replaced free if they fail to function efficiently within one year's time. (defective tubes must be returned intact, postage paid. Refunds will be cheerfully made within five (5) days if not completely satisfied.)

0B2	3AL5	5V6GT	6BE6	6S4	7F7	12Q7	32L7GT
0Z4	3AU6	5W4GT	6BF5	6S8GT	7F8	12SA7	35/51
1A5GT	3AV6	5X4G	6BG6G	6SA7	7G7	12SG7	35A5
1A7GT	3BA6	5X8	6BH6	6SB7Y	7H7	12SJ7	35B5
1B3GT	3BC5	5Y3GT	6BH8	6SC7	7J7	12SK7	35C5
1C5GT	3BE6	5Y4G	6BJ6	6SF5	7K7	12SN7GT	35L6GT
1C6	3BN6	5Z3	6BK5	6SF76SG7	7L7	12SQ7	35W4
1C7	3BU8	5Z4	6BK7	6SH7	7N7	12SR7	35Y4
1H4G	3BY6	6A8	6BL7GT	6SJ7	7O7	12V6GT	35Z4GT
1H5GT	3BZ6	6A84	6BN6	6SK7	7R7	12W6GT	35Z5GT
1L6	3C2	6AC7	6BQ6GT	6SL7GT	7S7	12X4	#37
1L4A	3C86	6AF4	6BQ7	6SN7GT	7V7	12Z3	#39/44
1L4A	3CF6	6AG5	6BR8	6SQ7	7W7	14A7	#41
1L84	3C56	6AG7	6BS8	6SR7	7X6	14AF7	#42
1L1C5	3DT6	6AH4GT	6BY5G	6T4	7X7	14B6	#43
1L1C6	3Q4	6AH6	6BZ6	6T8	7Y4	14F7	#45
1LH4	3Q5GT	6AK5	6BZ7	6U4GT	7Z4	14F8	#47
1LN5	354	6AK6	6C4	6U5	8AW8	14H7	50A5
1NSGT	3V4	6AL5	6C5	6UB	12A8	14N7	50B5
1PSGT	4BC8	6AL7GT	6C85	6V3	12AB5	14O7	50C5
1QSGT	4BQ7A	6AM8	6C86	6V6GT	12AQ5	14S7	50C6G
1R5	4B58	6AN8	6CD6G	6W4GT	12AT6	17AX4GT	50L6GT
1S5	4BUB	6AQ5	6CF6	6W6GT	12A77	17DQ6	50Y6
1T4	4BZ7	6AQ6	6CG7	6X4	12AU6	19AU4	50Y7
1T5GT	4CB6	6AQ7GT	6CG8	6X5GT	12AU7	19BG6G	#57
1U4	5AM8	6AR5	6CH8	6X8	12AV6	19C8	#58
1U5	5AN8	6AS5	6CL6	6Y6G	12AV7	19J6	#80
1V	5AQ5	6AS8	6CM6	7A4	12AX4GT	19T8	#81
1V2	5AS8	6AT6	6CM7	7A5	12AX7	19X8	117L7GT
1X2	5AT8	6AU4GT	6CN7	7A6	12AZ7	25AC5	117N7GT
2A3	5AV8	6AU5GT	6CU6	7A7	12B4	25AV5GT	117P7GT
2A5	5AW4	6AU6	6DG6	7A8	12BA6	25AX4GT	117Z3
2A7	5AZ4	6AU8	6DQ6	7B4	12B6	25BK5	117Z4GT
2AF4A	5BK7	6AV5GT	6DT6	7B5	12BF6	25Q6	117Z6GT
2B7	5BR8	6AV6	6E5	7B6	12BH7	25CD6G	807
2BNA	5BQ7	6AW8	6H6	7B7	12BK5	25CU6	9002
2D21	5BZ7	6AX4GT	6J4	7B8	12BQ6	25L6GT	9003
2E5	5CGB	6AX5GT	6J5	7C4	12BR7	25W4GT	9006
2X2A	5J6	6AZ8	6J6	7C5	12CA5	25Z5	
3A2	5TB	6BA6	6K6GT	7C6	12CU6	25Z6	
3A3	5U8	6BC5	6K7	7C7	12DQ6	#27	
3A4	5U4G	6BC8	6L6	7E6	12J5	#30	
3A5	5V4G	6BD6	6L7	7E7	12L6GT	#51	

ALL RECEIVING TUBES SENT POSTAGE PAID.

Please send 25c handling for orders under \$5.00. Send 25% deposit on C.O.D. orders and please send approximate postage on Canadian and foreign orders.

Above is only a partial list — order any type at the same price or send for free tube list and order blank. We have over 5,000 tube types on hand or at easy access, including special purpose, industrial and transmitting tubes which are slightly higher.

## ALL TUBES GUARANTEED ONE FULL YEAR...

NOTE: When ordering receiving tubes be sure to enclose 48c for each tube or \$45.00 per hundred.

### Thousands of TRADE-IN TVs

Please Specify Console or Table Model When Ordering  
 Reconditioned By Factory Trained Technicians! Guaranteed  
 To Be In Working Condition When You Receive Them!

10"	\$25.00	19"	\$56.00
12"	\$30.00	20"	\$63.00
14"	\$35.00	21"	\$70.00
16"	\$42.00	24" (when available)	\$95.00
17"	\$49.00	27" (when available)	\$129.00

Get yourself a second set or buy some for re-sale!

All TVs sent motor freight or Railway Express F.O.B. our warehouse. Sorry, no A.P.O. shipments.  
**FREE INDOOR ANTENNA** with each TV Purchase

below is our new price schedule of six tubes. These famous make tubes contain all new parts with the exception of the glass bulb which does not wear out.

Any 10" Tube	\$ 9.95	Any 16" Tube	15.95
Any 12" Tube	10.95	Any 17" Tube	18.29
Any 14" Tube	13.95	Any 19" Tube	20.29
		Any 21" Tube	24.29

Prices On Larger Tubes On Request

Remember  
**Only 48¢ ea.**  
**\$45 Per Hundred**

ANY TYPE  
 ANY QUANTITY

Remember — NO DUD REQUIRED.  
 All tubes guaranteed one year.  
 Picture Tubes shipped F.C.B.  
 Harrison, N. J.

# STANDARD LINE

ELECTRIC COMPANY

432 HARRISON AVENUE, HARRISON, N. J. • Phone: HUmboldt 4-4997

**Examine FREE**



**Prentice-Hall  
ELECTRONICS &  
UHF LIBRARY**

Edited by W. L. EVERITT

5 VOLUMES 1662 ILLUSTRATIONS

**Pay Easy Installments If You Keep the Set**  
Turn to this new, up-to-date Library with complete confidence, for dependable facts on any phase of modern electronic theory and practice. These volumes, by outstanding authorities, give you thorough guidance—clearly written, logically arranged, profusely illustrated.

**Electronic Fundamentals and Applications**  
By Prof. John D. Ryder, Dean, College of Engineering, Michigan State University

Complete, logical, easy-to-follow treatment of (a) physical principles underlying electron tubes, (b) characteristics of vacuum tubes, (c) all basic tube circuits. Includes: Electron Ballistics, Cathode-Ray Tubes, Emission of Electrons, Space Charge in Vacuum Tubes, Diode Rectifiers, Triodes, Multi-Element Tubes, Small-Signal Amplifier Circuits, Audio-Frequency Amplifiers, Radio-Frequency Amplifiers, Oscillator Circuits, Modulation Systems, Wave-Shaping Circuits, Gaseous Conduction, Gas Diodes, Gas Control Tubes and Circuits, Photoelectric Cells, Solid-State Electronics.

**Electromagnetic Waves and Radiating Systems**

By Prof. Edward C. Jordan, Head, Dept. of Electrical Engineering, Univ. of Illinois  
Covers entire field of electromagnetic engineering. Includes Propagation as well as radiation and transmission. Full treatment of UHF transmission lines, wave guides, antennas, slot antennas, radiation and diffraction, ground-wave and sky-wave propagation.

**Ultra High Frequency Engineering**  
By Thomas L. Martin, Head, Dept. of Electrical Engineering, Univ. of Arizona

Theory and technique of ALL the new fields of electronic engineering: Radar, Telemetry, Electronic computing, Facsimile, Television, Blind landing systems, Pulse-time modulation, Ionosphere measurements . . . and the others.

**Networks, Lines and Fields**

By Prof. John D. Ryder, Dean, College of Engineering, Michigan State University

Network transformations and theorems. Resonance, Impedance transformation and coupled circuits. Filters. General transmission line. High-frequency line. Equations of the electromagnetic field. Radiation. Transmission and reflection of plane waves at boundaries. Guided waves between parallel planes. Wave guides.

**Elements of Television Systems**

By George E. Anner, Univ. of Illinois

Complete basic theory, plus current practice, covering: Closed TV systems. Commercial Telecasting Systems. Color TV Systems. Gives clear exposition of all phases of picture transmission, including the new technique of dot interlace.

**SEND NO MONEY—EXAMINE FREE**

Just mail coupon below to get complete 5-Volume Set on 30 DAYS' FREE TRIAL. If not completely satisfactory, return in ten days and owe nothing. Or keep the set and pay only \$7.50 down and \$8 a month for five months until full price of \$47.50 is paid. Or I will return the Library in ten days and owe nothing.

Prentice-Hall, Inc., Dept. 5741-M1  
Englewood Cliffs, N. J.

Send me the Prentice-Hall ELECTRONICS & UHF LIBRARY (5 Volumes) for ten days' free examination. If fully satisfied in ten days I will send you \$7.50 plus few cents postage and then \$8 a month for five months until full price of \$47.50 is paid. Or I will return the Library in ten days and owe nothing.


Name .....

Address .....

City and State .....

RADIO & TV NEWS  
LAB TESTED

**the ultra-linear**



All of the working controls, jacks, and plugs are mounted on the front panel.

*A new 60-watt power amplifier kit that employs an unusual feedback circuit with exceptional stability.*

**WE HAVE TESTED** quite a large number of high-power amplifiers and presented our reports in past issues of RADIO & TV NEWS. As a general rule, we have found most amplifiers in this classification quite similar as far as performance is concerned, specifically regarding harmonic and intermodulation distortion. Variations involved mostly appearance, special features, and, of course, cost.


The results obtained from the "Ultra-Linear II," which is being marketed in kit form by *Acro Products Company* of Philadelphia, are similar in many respects to the other amplifiers tested, but the design incorporates a novel method of obtaining feedback. It is a new method and its greatest advantage is that it provides an especially good stability factor. The manufacturer believes that the advantages are so great that many future designs from other companies may incorporate this technique.

Almost all recent amplifiers use a voltage feedback loop from the secondary of the output transformer back to the first stage of the power amplifier. In these designs the degree of stability is dependent upon the type of load connected to the output. Extreme-

ly high capacities, usually due to long lines or extreme variations of voice-coil impedances with frequency, result in phase shifts that may cause oscillation. Although this is a major problem in all feedback amplifier designs, it is not a serious one. Most amplifiers on the market today have a sufficiently large stability factor to a point that, if they are used under reasonable conditions, they will present no problems. On the other hand, should anyone desire to go to the extreme and, for example, use an electrostatic speaker which is basically capacitive in load, some power amplifiers would encounter difficulties.

The new *Acro* method, which has been called "hybrid" feedback, does not employ feedback directly from the secondary winding of the output transformer. It does incorporate a separate winding which is tightly coupled to both primary and secondary windings and is connected to the secondary in series-aiding. It is this winding that supplies all the necessary voltage and current feedback. The diagram clearly shows how this particular type of feedback is used across all three stages. It is of considerable interest to note that this new design, since it

The total time required to build the kit is approximately 2½ hours. The construction is extremely simple since a printed board of basically the entire circuit is furnished. All that is really left to the constructor is the wiring of both the transformers and the controls mounted on the front panel.





### BC-645 XMTR RECEIVER



**15 Tubes 435 To 500 Mc**  
Can be modified for 2-way communication, voice or code, on ham band 420-450 mc, citizens radio 460-470 mc, fixed and mobile 450-460 mc, television experimental 470-600 mc. 15 tubes (tubes alone worth more than sale price): 1—6F6, 2—955 and 1—WE316A. Now covers 460 to 490 mc. Brand new BC-645 with tubes, less power supply in factory carton. Shipping weight 25 lbs. **\$29.50**

BRAND NEW

—6F6, 2—955 and 1—WE316A. Now covers 460 to 490 mc. Brand new BC-645 with tubes, less power supply in factory carton. Shipping weight 25 lbs. **\$29.50**  
PE-101C DYNAMOTOR for BC-645, has 12-24V input (easy to convert for 6V Battery operation) only **\$7.95**  
UHF ANTENNA ASSEMBLY, for BC-645. Complete set of 10 Plugs for BC-645 **\$5.50**  
CONTROL BOX for above. **\$2.25**  
SHOCK MOUNT for above. **1.25**  
CONVERSION BOOKLET. Instructions for most useful surplus rigs. **\$2.50**

### SCR-274 COMMAND EQUIPMENT

**ALL COMPLETE WITH TUBES**

Type	Description	Used	Like NEW
RC-453	Receiver 190-550 KC.	\$14.95	\$16.95
RC-454	Receiver 3-6 Mc.	9.95	12.95
RC-455	Receiver 6-9 Mc.	10.95	13.50
RC-450	3-Receiver Control Box.	1.49	1.95


**110 Volt AC Power Supply Kit**, for all 274-N and ARC-5 Receivers. Complete with metal case, instructions **\$7.95**  
Factory wired, tested, ready to operate. **\$11.50**

**SPLINED TUNING KNOB** for 274-N and ARC-5 RECEIVERS. Fits RC-453, BC-454 and others. Only **49c**

**BC-457 TRANSMITTER**—4.53 Mc. complete with all tubes and crystal. BRAND NEW **\$7.88**  
**BC-458 TRANSMITTER**—5.3 to 7 Mc. Complete with all tubes and crystal. **\$7.88**  
BRAND NEW  
**BC-459 TRANSMITTER**—7.91 Mc. complete with all tubes and crystal. **\$12.95**  
BRAND NEW  
**ARC-5 T-19 TRANSMITTER**—to 4 Mc. BRAND NEW complete with all tubes & crystal **\$8.88**  
RC-450 Modulator. **USEO 3.45 NEW 4.95**  
RC-451 Transmitter Control Box. **1.25 NEW 1.49**

**POWER SUPPLY KIT** for All Command Xmitters. Input 110 V 60 Cycles AC. Output 230V DC @ 40 Mils; 28V DC at 2 Amps. All parts with chassis, instructions included. **OUR LOW PRICE \$29.50**

### AN/APN-9 LORAN SYSTEM



**TERRIFIC BUY!**  
Value \$1200  
**OUR PRICE**  
**\$8950**

Used in ships and aircraft. Determines position by radio signals from known xmitters. Accurate to within 1% of distance. Complete with tubes and crystal. Exc. used.

### NEW VALUES—JUST ARRIVED!

**BC-348 SUPERHET RECEIVER.** Locally controlled 8-tube 6-band receiver for aircraft, communications type, for voice, tone and CW. 200 to 500 Kc and 1.5 to 18 Mc. For operation on 24 V DC with self-contained dynamotor. Complete with tubes. **\$88.88**  
Exc. used **\$88.88**

**AN/ARN-7 AIRCRAFT NAVIGATIONAL INSTRUMENT.** Superhet radio receiver. Range 100 Kc to 1750 Kc in 4 bands. **\$79.50**  
Exc. used **\$79.50**

**AR/ARN-6 RADIO COMPASS EQUIPMENT.** Frequency 100 to 1750 Kc in 4 bands. 24 V DC operation. **\$169.50**  
Exc. used **\$195.00**  
BRAND NEW **\$195.00**

**BC-733 VHF 10-TUBE AIRCRAFT RECEIVER.** 6-channel xtal control. Freq. 108.3 to 110.3 Mc. Dual filter range. Easily converted for tracking Spittmiks! **\$9.95**  
Exc. used **\$12.95**  
BRAND NEW **\$12.95**  
Dynamotor for above 12/24 V.—New **\$5.95**

**AN/APR-4 RECEIVER** only. 38 to 4000 Mc in 5 tuning unit ranges. High precision laboratory instrument used to monitor or indicate frequency of any signals within its range. Includes wide and narrow band IF strip selected from panel. Outputs provided for attachments to pulse analyzer, panadapter, etc. **\$69.50**  
Input 115 V 60 cy. BRAND NEW **\$69.50**  
Tuning Units for above—each **\$39.50**

**RDO RECEIVER**—70 Mc to 1000 Mc. Uses 3 tuning units covering entire range. High quality precision Navy search rcvr, like APR-4, but with extra features: sig. strength DB meters, audio output metering, noise limiter, etc. Operates on 110 V 60 cy. AC. Brand new, with tuning units. **\$139.50**  
SPECIAL **\$139.50**

**AN/ARC-1 Airborne radiophone** ground to plane Rcvr-Xmitter. 10-channel xtal controlled, easily converted to 20 or 60 channel, VHF 100 to 166 Mc AM. Complete with tubes, mtg rack, dynamotor. **OUR LOW PRICE \$89.50**  
Exc. **\$89.50**

**AN/ARN-5A AIRCRAFT RECEIVER.** 11 tube superhet, 3-crystal control UHF for static-free reception. **\$16.95**  
Exc. used with tubes **\$16.95**  
BRAND NEW **\$19.95**

### SCR-522 2-METER RIG!

Terrific buy! VHF Transmitter-receiver, 100-156 Mc. 4 channels. Xtal-controlled. Amplitude modulated voice. They're going fast! Excellent condition.  
**SCR-522 Transmitter-Receiver**, complete with all 18 tubes, top rack and metal case. **\$33.33**  
COMBINATION **\$33.33**  
Receiver only, with all tubes **\$19.50**  
Transmitter Only, with all tubes **\$22.25**  
Accessories for above available.

**BC-659 TRANSMITTER & RECEIVER**  
27 to 38.9 Mc F.M. Two preselected channels crystal controlled. 5 to 10 watts. Complete with speaker, tubes, excellent Used **\$11.95**  
Vibrator Supply for 6-12-24 Volts, NEW **\$11.95**

**BC-620 FM TRANSCIVER**, 20-28 Mc. BRAND NEW **\$9.95**  
**PE-120 6-12V POWER SUPPLY**, with Tubes and Vib. NEW **\$11.95**  
Shock Mt. Rack, NEW **\$2.95**

**BC-221 FREQUENCY METER**  
Special Buy! Complete with original calibration book. **\$88.88**  
LIKE NEW only **\$88.88**  
BC-221 Modulated. **\$39.99**  
CABINET **\$39.99**  
for above BC-221. Original 1000 Kc Crystal for BC-221. **\$8.45**  
NEW **\$8.45**

**SCHEMATIC DIAGRAMS** For any equipment on this page, each **65c**

Please include 25% Deposit with order.—Balance C.O.D. 50c Handling Charge on all orders under \$5.00. All shipments F.O.B. Our Warehouse, N.Y.C.

**G & G Radio Supply Co.**  
Telephone: CO 7-4605  
51 Vesey St., New York 7, N. Y.



**LORAN APN/4 OSCILLOSCOPE**  
Easily converted for use on radio-TV service bench.  
Completely Assembled  
BRAND NEW! Supplied with 5" Scope, type **\$19.95**  
SCPI only **\$19.95**  
Excellent. Used **\$10.95**

**SCR-625 MINE DETECTOR**  
Locate buried metal objects up to 24" or more. Detects by means of tone. Operating wt. 15 lbs. New **\$28.50**

**BENDIX DIRECTION FINDER**  
For commercial navigation on boats and planes. Complete installation comprises:  
MN-26-C Receiver, used, with 12 tubes, **\$16.50**  
MN-26-C With 12 Tubes, BRAND NEW **\$24.95**  
MN-20-E Rotatable Loop **4.25**  
MN-52 Azimuth Control Box. **2.25**  
All necessary accessories for above in stock.

**ARB Receiver** 4 band 195-9050 Kc, with all Tubes, Exc., Used. **\$19.50**

**ARC-5/R28 RECEIVER**  
2-meter Superhet, 100 to 156 Mc in 4 crystal channels. Complete with 10 Tubes. **\$24.45**  
BRAND NEW **\$24.45**  
110 V AC Power Supply Kit for above **\$9.75**

**ARC-5/T-23 TRANSMITTER**  
100-150 Mc Includes 2-832A, 2-1B25 Tubes. BRAND NEW **\$21.50**  
SPECIAL Limited quantity ARC-5/T23 xmitters. OFFER! BRAND NEW, less tubes. **\$7.95**  
Excellent Used, less tubes. **\$5.95**

**ARC-5 MARINE RECEIVER-TRANSMITTER**  
Navy Type Comm. Receiver 1.5 to 3 Mc BRAND NEW with 6 tubes. **\$16.95**  
Navy Type Comm. Transmitter 2.1-3 Mc BRAND NEW with 4 tubes and Xtal MODULATOR for above, new, with tubes. **\$4.95**

**BC-603 FM RECEIVER.** 10-channel push button tuning or continuous tuning. 20-28 Mc. Complete with speaker, tubes, squelch, 12-V Power Supply. **\$10.95**  
Exc. BRAND NEW **\$14.95**

**BC-683** same as above except 27 to 38.9 Mc. BRAND NEW **\$24.95**

**AC POWER SUPPLY** for BC603, 683. Interchangeable, replaces dynamotor. No rcvr change except add on-off switch to front panel. Provides 230VDC @ 80 Ma 24VAC @ 2 Amps. Complete kit, with easy instructions **\$10.50**

Type	Each	Type	Each	Type	Each
2C42	\$4.95	VR150	.79	826	.44
5B21	4.45	807	1.19	829B	7.50
RK65	7.25	813	6.95	832A	5.95
VR105	.79	815	2.99		

**BD-71 SWITCHBOARD, NEW**.... **\$11.95**

**DYNAMIC HANDMIKE**, with "Press-to-talk" Switch, cord and plug—BRAND NEW, only **\$2.95**

**DYNAMIC HANDMIKE**, aircraft, made by Telephonics Corp. Press-to-talk switch. BRAND NEW. **\$4.95**

**DYNAMIC HEADPHONES**, 600-ohm impedance, with large earphone cushions, cord and phone plug. BRAND NEW, special. **\$3.95**

**HI-FI DYNAMIC HEADSET with Cushions**  
Freq. Range: 40-14000 CPS. No Distortion. BRAND NEW **\$7.95**

**MICROPHONES** Excellent BRAND

Model	Description	Used	BRAND NEW
T-17	Carbon Hand Mike	\$4.95	\$7.45
T-30	Carbon Throat Mike	.39	.79
T-45	Army and Navy Lip Mike		1.33
T-24	Carbon Mike		5.95
TS-9	Handset		3.88
RS-38	Navy Type	2.79	4.95

**HEADPHONES** Excellent BRAND

Model	Description	Used	BRAND NEW
H5-23	High Impedance	\$2.25	\$4.75
H5-33	Low Impedance	2.79	4.75
H5-30	Low Imp. (featherwt.)	1.25	1.99
H-16/U	High Imp. (2 units)	3.75	7.95

**TELEPHONICS—600 ohm HEADSETS**  
BRAND NEW, PER PAIR. **\$3.45**  
CD-307A Cords, with PL55 plug and JK26 Jack **.99**  
Earphone Cushions for above pair **.50**

**WILLARD 6-VOLT MIDGET STORAGE BATTERY**  
3 Amp. Hour. BRAND NEW. 3 1/2" x 1-13/16" x 2 3/8". Uses Standard Electrolyte. Only **\$2.69**

**2 VOLT BATTERY "PACKAGE"**  
1-2V, 20 Amp. Hr. Willard Storage Battery **\$2.79**  
1-2V, 7 prong Synchronous Plug-in Vibrator **1.49**  
1-Quart. Bottle Electrolyte (for 2 cells) **1.45**  
ALL BRAND NEW!  
Combination Price **\$5.45**

### LORAN APN-4 FINE QUALITY NAVIGATIONAL EQUIPMENT

Determine exact geographic position of your boat or plane. Indicator and Receiver complete with all tubes and crystal.  
INDICATOR ID-6H/APN-4, and RECEIVER R-9B/APN-4. BRAND NEW. only **\$48.49**  
Complete Kit of Accessories for Above: PE-206 Inverter. Set of Plugs, Visor for Indicator, Operation Manual. ALL BRAND NEW **\$49.50**

**SPECIAL APN-9A LORAN Receiver Indicator, less tubes, NEW (demilitarized) \$24.50**

### TS-100/AP OSCILLOSCOPE \$33.33 (worth \$750) OUR LOW PRICE

Can be used with linear sweep or general purpose test scope. Cables included. Also used with circular sweep as precision range calibrator. Self-contained in metal case 8" x 12 1/2" x 16" deep. For 110 V 50 to 1200 cycles AC. Excellent used, like new, with all tubes including crystals and C. B. Tube.

### MOBILE-MARINE DYNAMOTOR

Input 12V DC. Output: 625 V DC @ 225 Ma, for press-to-talk intermittent operation. Shpg. wt. 14 lbs. **\$9.95**  
OUR LOW PRICE **\$9.95**


**OTHER DYNAMOTOR VALUES: Excellent BRAND**

Type	Input	Output	Used	BRAND NEW
DA-19-A	28V 11A	400V .400A	\$4.99	\$6.95
DM-28	28V	224V .07A	2.95	4.95
DM-32A	28V 1.1A	250V .05A	2.95	5.95
DM-33A	28V 5A	575V .16A	1.95	3.95
	28V 7A	540V .25A		
DM-34D	12V 2A	220V .080A	4.25	5.50
DM-37	25.5V 9.2A	625V .225A	5.95	8.95
DM-40	14V 3.4A	172V .138A	1.75	3.45
DM-53A	28V 1.4A	220V .080A	3.95	5.95
PE-73C	28V 20A	1000V .350A	8.50	11.50
PE-86	28V 1.25A	250V .050A	2.95	5.24
PE-186	28V 11A	400V .400A		6.95
2880	14V 2.4A	250V .060A		5.95

FL-5 FILTER **79c**

**BC-442 ANTENNA RELAY**  
Wonderful Value! Consists of 3/4 amp 2 1/2" RF Ammeter (antenna current indicator), 0-10 scale, Transmitter-Receiver Switching relay in aluminum case with associated components. BRAND NEW **\$2.49**

# A Faster Way to Reach the Top in TV Servicing



You get 17" Picture Tube, all components for Television Receiver, 5" Oscilloscope, Signal Generator as part of NRI's Professional TV Servicing training

## NRI All Practice Method Trains You in Spare Time to Fix TV Sets Quickly, Correctly, Confidently.

If you know basic theory, either from Radio or TV experience or training, NRI's Professional TV Servicing Course can train you to go places faster. This is 100% learn-by-doing, practical training. You learn how experts diagnose defects quickly. You get actual experience aligning television receivers, discovering causes of complaints from scope patterns, learn to know the causes of defects, audio or video; accurately, easily... and how to fix them.

### NRI IS THE OLDEST AND LARGEST HOME STUDY TV-RADIO SCHOOL

Over 40 years' experience and the record and reputation of NRI back up this learn-by-doing Professional TV course. TV servicing has only started to grow. New sets, new developments, portables, color TV make this a golden opportunity for the man who is trained to service sets quickly and correctly.

### COLOR TV BOOK SENT EARLY

Soon after you enroll you also get color TV lesson with illustrations in full color. This course is not for beginners, but for men who realize the need for planned practical training so they can keep up with new developments—get ahead faster. Mail coupon today. NATIONAL RADIO INSTITUTE, Dept. 8 KET Washington 16, D. C.

### SEND for FREE BOOK

NATIONAL RADIO INSTITUTE  
Dept. 8 KET Washington 16, D. C.

Please send me FREE copy of "How to Reach the Top in TV Servicing." I understand no salesman will call.

Name \_\_\_\_\_ Age \_\_\_\_\_

Address \_\_\_\_\_

City \_\_\_\_\_ Zone \_\_\_\_\_ State \_\_\_\_\_

Accredited Member National Home Study Council

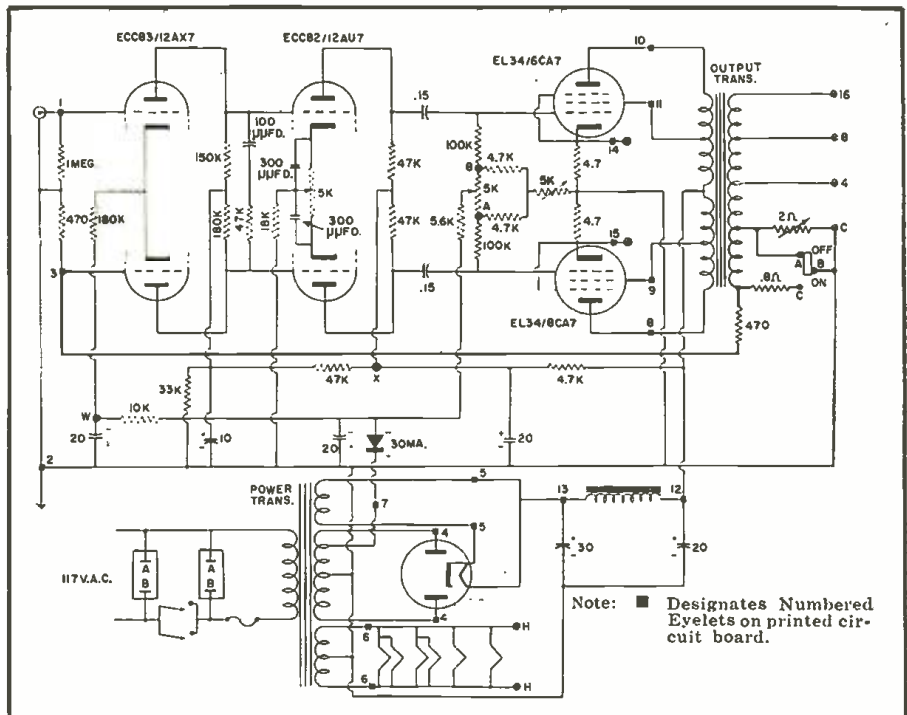


Diagram of the 60-watt power amplifier. Note particularly the feedback loop.

does not tie in directly with the secondary winding of the transformer, is not readily affected by variations in loads. It also adapts itself very nicely to a design incorporating a variable damping control. We have checked the performance of this unit and can certainly say that it is extremely stable. Unfortunately, we have not tested other power amplifiers to the degree where we could give comparative figures. The manufacturer claims that an electrostatic speaker was tried with this power amplifier and performance was excellent.

### Lab Report

*Sensitivity:* 1.3 volts input required for maximum 60-watt output.

*Hum and Noise:* Down 56 db from 2 watts output, open-circuit input. For shorted input, the hum and noise is down 70 db from 2 watts.

The -70 db hum and noise figure is as good as they come. While the open-circuit value of -56 db is not of the best, it is not customary for the user to operate the power amplifier under open-circuit conditions. Improvement can be made and for those who already have a unit of this type it is not a difficult task to make the changes.

Remove the red-white and green-black wires from the ground lug to which they are connected. Run them through the power transformer cable clamp and attach to another ground lug at the nearest printed circuit board mounting screw. A new soldering lug should be used at this point and it should be soldered to the ground bus of the printed circuit board. This ground bus is a broad band of metallic material on the border of the printed circuit board nearest the ground lug. The manufacturer has recommended this


change and advises us that all future kits will incorporate this modification. In addition, a useful suggestion was passed on to us. To eliminate any possible squeal in the speaker which may occur with input plug disconnected and amplifier turned on or off, solder a 1-megohm resistor from input jack contact to its own ground terminal.

With these changes we found that the hum and noise were now down to 71 db from 2 watts output with open-input circuit.

*Frequency Response:* Taken at 2 watts level is  $\pm 1$  db from 7 to 52,000 cps. At maximum 60-watt output, the frequency response is flat within  $\pm 1$  db from 9 to 26,000 cps.

*IM Distortion:* (60 and 6000 cps, 4 to 1 ratio). For an equivalent sine-wave output of 2 watts, the IM distortion is .12%. At 60 watts the distortion is .71%. This is well within our requirement of 1% permissible distortion. In fact, the 1% figure appears at an equivalent sine-wave output of 64.68 watts.

*Harmonic Distortion:* At 2 watts output, .09% at 20 cps; .08% at 1000 cps; and .1% at 20 kc. We believe that



Printed circuit board furnished with the kit is supplied with all components mounted and wired in the circuit.

2% harmonic distortion is the maximum that should be permitted for ideal performance. With this assumption, the amplifier output is 63 watts at 20 cps and 51 watts at 20,000 cps. This latter figure is somewhat lower than rated output. However, we have not as yet found any amplifier which meets published specifications for this particular condition. One point worthy of comment regarding the tests is that they were taken with an 8-ohm output load. Were our tests made with 16 ohms instead, all performance characteristics listed herein would, without a doubt, show considerable improvement. This is not unusual and it applies to all power amplifiers with the exception of those designs that have separate feedback loops for each of the output taps.

**Damping Factor:** The damping factor varies from .35 to 7.9 with the damping control varied from minimum to maximum. The maximum figure, of course, is obtained with the damping control in "off" position. The manufacturer's figures on the damping factor, as published and as printed directly on the chassis, show a possible variation from .5 to 15. These are based on the assumption that a 16-ohm speaker load is used. We would actually have liked to have seen a maximum d.f. of 15 with an 8-ohm load as well. However, the difference from what was obtained is not really of too great significance in actual practice.

-30-

## IGNITION DWELL METER

By CHARLES ERWIN COHN

**A**n ignition dwell meter for auto tune-up can be easily assembled with a couple of electronic parts. The basic unit required is a 0-1 ma. meter. Also needed is a 7500-ohm pot and an additional 7500-ohm resistor for 12-volt automotive systems.

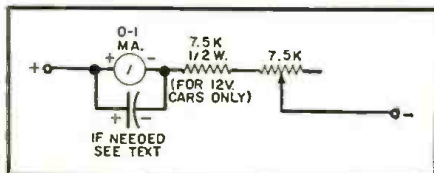
To perform the test, connect the meter, pot, and resistor (if used) in series. With the engine running, connect this combination across the battery. Adjust the pot so that the meter reads full-scale. Then, with the engine running at the same speed so the system voltage doesn't change, connect this hookup between the hot battery terminal and the distributor primary terminal.

If full-scale on the meter is 1, the point dwell angle is given by the meter reading multiplied by 90 degrees for a 4-lobe cam, by 60 degrees for a 6-lobe cam, or by 45 degrees for an 8-lobe cam.

Milliammeters with other ranges can be used if the resistor and pot values are changed accordingly. If the pointer tends to swing wildly, a high-capacitance, low-voltage electrolytic across the meter will steady it.

-30-

Simple set-up for automotive tune-ups.



October, 1958

# NO OTHER TUBE TESTER MADE - AT ANY PRICE - can MATCH the VALUE of the CENTURY FAST-CHECK



SIZE:  
H: 11 1/4"  
W: 14 5/8"  
D: 4 3/8"

Model FC-2—housed in rugged oak carrying case complete with CRT adapter . . . only

Guaranteed for One Full Year  
**\$69.50** Net

**20,000 SERVICEMEN CAN'T BE WRONG!**

See for yourself—AT NO RISK—why over 20,000 servicemen selected the FAST-CHECK above all other tube testers—regardless of price. With the FAST-CHECK you will make every call pay extra dividends by merely showing your customer the actual condition and life expectancy of the tube. The extra tubes you will sell each day will pay for the FAST-CHECK in a very short time.

Special compartment accommodates line cord and Picture Tube Test Adapter

### PICTURE TUBE TEST ADAPTER INCLUDED WITH FAST-CHECK

Enables you to check all picture tubes (including the new short-neck 110 degree type) for cathode emission, shorts and life expectancy . . . also to rejuvenate weak picture tubes. This feature eliminates the need of carrying extra instruments and makes the FC-2 truly an all-around tube tester.

FAST-CHECK'S low price is made possible because you are buying direct from the manufacturer.

### Just 2 settings on the FAST-CHECK TUBE TESTER tests over 650 tube types completely, accurately — AND IN SECONDS!

- **POSITIVELY CANNOT BECOME OBSOLETE**  
Circuitry is engineered to accommodate all future tube types as they come out. New tube listings are furnished periodically at no cost.
- **NO TIME CONSUMING MULTIPLE SWITCHING**  
Only two settings are required instead of banks of switches on conventional testers.
- **NO ANNOYING ROLL CHART CHECKING**  
Tube chart listing over 650 tube types is conveniently located inside FAST-CHECK cover. New tube listings are easily added without costly roll chart replacement.

### COMPARE FAST-CHECK WITH OTHER TESTERS RANGING FROM \$40 TO \$200

#### RANGE OF OPERATION

- ✓ Checks quality of over 650 tube types, which cover more than 99% of all tubes in use today, including the newest series-string TV tubes, auto 12 plate-volt tubes, OZ4s, magic eye tubes, gas regulators, special purpose hi-fi tubes and even foreign tubes.
- ✓ Checks for inter-element shorts and leakage.
- ✓ Checks for gas content.
- ✓ Checks for life-expectancy.

#### IMPORTANT FEATURES

- Checks each section of multi-section tubes and if only one section is defective the tube will read "Bad" on the meter scale
- Less than 10 seconds required to test any tube
- 41 long lasting phosphor-bronze tube sockets accommodate all present and future tube types . . . cannot become obsolete
- 7-pin and 9-pin straighteners mounted on panel
- Large D'Arsonval type meter is extremely sensitive yet rugged — fully protected against accidental burn-out
- Special scale on meter for low current tubes
- New tube listings furnished periodically at no cost
- Compensation for line voltage variation.

Other testers may have some of the above features . . . but only the FAST-CHECK has them all!

## SHIPPED ON APPROVAL FOR 10 DAY FREE TRIAL

Try the FC-2 before you buy it! No obligation to buy.

### PAY IN SMALL MONTHLY PAYMENTS

Easy to buy if you're satisfied. Pay at net cash price . . . no financing charges.

**NO MONEY REQUIRED WITH ORDER . . .**

### CENTURY ELECTRONICS CO., INC.

Dept. 210, 111 Roosevelt Ave., Mineola, N. Y.

Rush the FAST-CHECK for a 10 day trial period. If not completely satisfied I will return the instrument within 10 days without further obligation. If fully satisfied I agree to pay the down payment within 10 days and the monthly installments as shown. No financing charges are to be added.

Model FC-2 . . . \$69.50 — Pay \$14.50 within 10 days. Balance \$11.00 monthly for 5 months.

Name.....

Address.....

City..... State.....

F.O.B., Mineola, N.Y.

# HARVEY has it... FOR IMMEDIATE DELIVERY

THE LATEST FROM *Collins*

## Collins KWM-1



### first SSB transceiver for complete Mobile or Fixed use

The revolutionary KWM-1, the first mobile transceiver to offer SSB. And this 14-30 mc 175 watt package is equally adaptable to fixed use with simple removal from a convenient mounting tray under the dashboard.

Utilization of common components in both transmitting and receiving functions results in a saving of both space and cost and, in the case of frequency-determining components, assures exact coincidence of transmitted and received signals. Frequency stability and readability is comparable to that of the KWS-1/75A-4. The panel meter serves as an S-meter during receive and multimeter during transmit. Break-in CW using VOX circuits is built-in, as is a side tone for monitoring CW. Ten 100 Kc bands are available anywhere in the 14-30 mc range.

#### NET PRICES

KWM-1 Transceiver	\$820.00
516E-1 12 vdc Power Supply	262.00
516F-1 115 vac Power Supply	136.00
312B-2 Speaker Console with phone patch and directional wattmeter	205.00
312B-1 Speaker in cabinet	25.00
351D-1 Mobile Mounting Tray	98.00

Also in stock the complete Collins line of ham gear

## TRANSCON

A complete mobile phone station in your car! Simply connect to your car radio. Choose 6 or 10 meter band model. Ideal for CD. Only 5x5x7 in. Choice of 6V or 12V types. Easily installed. \$99.50



This compact TNS (4 x 2 1/4 x 2 1/4 in.) features a 12AX7 and 6AL5, powered by your car radio. \$12.95

A small (4 x 2 1/4 x 2 1/4 in.), simple Field Strength Meter for mobile or ham use. Only \$11.95



## Cesco STANDING WAVE REFLECTOMETER

FOR 52 -OHM COAX

Here's a high quality device for continuous measurement of standing waves on transmission lines. Suitable for frequency range from 3 to 200 mc. See the article in QST June '57

Complete, with instructions \$29.95

FEATURES: Uses sensitive 0-100 microamp meter \* For continuous line insertion \* Power to 1000 watts and over \* Prevents false loading from antenna tuner, match box, PI network \* SWR observed immediately at all times without adjustment \*

Whether you have an APO or foreign address HARVEY's excellent packing and shipping department assures you of perfect arrival of merchandise anywhere in the world.

Prices Not, F. O. B., N. Y. C. Subject to change without notice

Established 1927  
**HARVEY RADIO CO., INC.**  
103 West 43rd St., New York, N. Y.  
Judson 2-1500

## Mac's Service Shop (Continued from page 64)

An easily measured resistance of several thousand ohms was indicated.

It took Mac only a few minutes to get a duplicate transformer from stock and install it in the receiver. Barney always enjoyed watching his boss work. The man's big hands moved as confidently and surely as those of a surgeon and there was absolutely no waste motion. The wires were connected and neatly soldered so that the new solder connections could not be detected from those done at the factory.

As soon as the set was turned on, it was apparent the trouble had been found and eliminated. The receiver had lost its unique squelch effect. Weak and strong stations both were tuned in smoothly. Mac carefully aligned the whole i.f. system and touched up the oscillator and r.f. trimmers. The receiver worked perfectly; so he wiped out the plastic case and put the chassis into it.

"Oh don't look so smug!" Barney erupted. "How did the i.f. transformer produce that odd effect?"

"You should be able to figure it out. What would be the effect of that leakage between windings?"

"I suppose the 'B-plus' on the primary would put a positive potential on the diode plate."

"Right. And that would make the diode conduct and virtually short-circuit the secondary until enough signal appeared across the secondary to override the positive bias."

"What caused the leakage?"

"I think it is a little moisture that gets into the capacitors molded into the base of the transformer. At least I have been able to cure it temporarily by baking the transformer for a few hours under a heat lamp."

"So-o-o-o! You knew all along what was wrong. How come you went through all that rigamarole with the signal tracer and the v.t.v.m.?"

"Because I wasn't sure. Actually, this condition is more often brought on by a defective tube than it is by an i.f. transformer; but during the hot summer months I noticed a small rash of this particular kind of transformer trouble. When it happens to an input transformer, the symptom is more likely to be low gain and an intermittent crackling noise. I used the signal tracer and the v.t.v.m. because I always try to follow a logical procedure in running down an unusual symptom."

"We surely are doing a lot of work on these little receivers," Barney said. "I believe people are listening to radio a lot more than they did a year or so ago."

"That's right, but it's a specialized kind of listening. The kids listen to a favorite disc jockey; the woman listens to morning programs in the kitchen; Pop listens to the ball games. And incidentally, it does not hurt a bit to inquire casually what stations are fa-

## YOU OWN 80%



of this Brand New HALLICRAFTERS All-Band Communications Receiver R-45/ARR-7 Your taxes helped Signal Corps pay \$750 for the best possible quality. In factory-packed sealed cartons.

### So pay only 20%!

READY TO PLUG INTO 115 v, 50/60 cy LINE, AND USE. You get cords, plugs, and power supply for all receiver voltages including dc for automatic tuning. 550 kc to 43 mc continuous in 6 spread-out bands. Factory aligned and calibrated. Ready to use.

• Sensitive . . . 2—6SK7 RF's, 6SA7 mixer, 2—6SK7 IF's. • Selective . . . 3 Crystal-Filter and 3 IF-pass switch positions, plus Crystal Phasing knob. • Noise-Limiter . . . switch in 6H6 pic-clipper network. • Drift-free . . . VR150 regulates the separate 6SA7 oscillator. • S-Meter . . . adjustable; 6 db/unit. • BFO . . . separate 6J5 and Pitch control. • AVC or MVC. • AF and RF Gain controls. • Standby switch. • AF . . . 6SQ7 and 6V6 to hi-impedance phones. • Video . . . coax SO plugs shows AF on any scope. • Panoramic . . . SO plug feeds 455 kc to any standard Panadapter. • Dial . . . large, easy-reading, back-lighted, translucent. • Tuning . . . hand-crank vernier knob or lazy-man's automatic-reversing slow-motion motor. • You get . . . Tech Manual, schematic, alignment dope.

Send only \$14.95 with order, balance \$12.55/mo., 12 mos.

FOB Stockton, Calif. Calif. buyers add Sales Tax. Full cash price, only \$149.50

## SCHEMATICS—CONVERSIONS FOR SURPLUS GEAR

Send stamped addressed envelope for NEW List E; has items we previously told you we didn't have. Includes many Tech Manuals. Add 25¢ for chart explaining AN Nomenclature. DO IT TODAY!

### Easy-to-buy payment plan:

Buy anything at 10% down if it's new, 25% if it's used, if it's for your business, new or used, pay 25% down. Pay 9 1/2% of the balance per month for 12 months. Minimum financeable balance is \$62.50.

**BARGAIN POWER FROM 6 VOLT DYNAMOTORS**  
Both are BRAND NEW, and nominally 5 1/2 v dc in. Carter Genemotor VS6427; Nominally 640v, 270 ma. Elcor 125221; Nominally 600v, 175 ma.

Either, FOB Los Angeles, is only \$14.95

### BARGAIN POWER FROM 12 VOLT DYNAMOTOR

You can be sure. It's Westinghouse! Nominal 385v .5A. Tests 390v .4A, 69% efficient. 393v .3A, 402v .25A, etc. NEW FOB Los Angeles \$14.95

### BARGAIN POWER AT VARIABLE VOLTAGE

UTC 31029 or equal Mil Spec T-27 Grade 1 Class A HS Transformer, 50/60 cy, 95, 117, 130, 190, 210, 234 260v. Sec.'s 305-0-305v .15A; 6.3v 5A; 5v 3A; 7.5v 2A; 7.5v 2A. Vary sec. outputs with pri. taps. Example: 95, 117, 130v taps give 123%, 100%, and 90% to any sec or series'd sec. combo. 4 1/2" dia., 5 1/2" high. 20 bottom lugs. NEW. FOB Chicago, only \$4.95

### COLLINS' BEST 100-WATT TRANSMITTER

T-47/ART-13, the 10-channel Autotune or Manual, 2 to 18.1 mc, with 813 final, pi output net, crystal calib. units, etc. Autotune resetability is as accurate as crystal control. Excellent used, checked and working at peak performance, with tubes, schematic, design of an AC supply, and calib. charts. FOB Los Angeles \$149.50

### HANDY-TALKIES ARE READY TO TALK

BC-611 (SCR-536) hand-held communicators for 1 mile or more, complete, fresh batteries, crystals, tech. manual, aligned and working on frequency you say, 3 1/2-6 mc. FOB Los Angeles \$59.50

### BARGAIN IN LAB-TYPE DUMONT SCOPE

Type 241. 5J1P1 display. One of the better Dumont laboratory-type oscilloscopes. Something to treasure. Clean used, and thoroughly checked, trimmed linear, etc. Satisfaction unconditionaly guaranteed. FOB Los Ang. \$195.00

**R. E. GOODHEART CO.**  
P. O. Box 1220-A Beverly Hills, Calif.

avorites with the family when the set is brought in. Since that new station has opened up in Garden City on 1600 kc., you want to be sure and see that the receiver will tune up to it. By the same token the station on 560 carries the ball game and you want to be certain it can be picked up. A lot of people listen to a religious station around 1110 kc. You can make them happy by peaking the set up on that frequency. The same goes for other pet stations. Ideally, of course, the receiver should be made to track perfectly clear across the band; but practically, you can usually make a noticeable improvement on a particular frequency by careful peaking of the r.f. trimmer at that frequency after you have done the best you can to get good tracking."

"Gotcha, chief!" agreed Barney.

-30-

### OMNIDIRECTIONAL TWEETER

By PROF. A. V. J. MARTIN

**M**OST tweeters have a marked directional effect which is detrimental to good reproduction whenever the listener moves away from the axis of the speaker. To achieve good "presence", several tricks have been tried, a reasonably successful one being the use of a number of loudspeakers distributed over the several faces of the cabinet.

One very good idea involved the use of a tweeter on each of the twelve sides of a dodecahedron, but this is a rather expensive solution. A more economical method has been developed by Grundig. It calls for two speakers, bolted face to face and fed with currents opposite in phase. The whole arrangement then pulsates at the frequency of the current, giving a reasonably good approximation of a pulsating sphere, which is the best omnidirectional speaker. -30-



In order to eliminate the directional effect of a tweeter, Grundig connects two such units face-to-face and out-of-phase. Since speakers cannot be housed in cabinet, a decorative mesh is used instead.



October, 1958

# Never over or underheats!

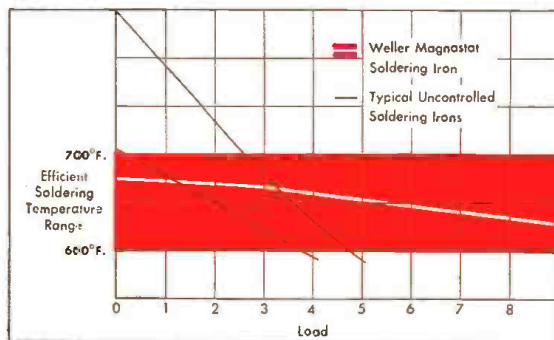
## Gives more reliable soldering!



# with built-in MAGNASTAT Temperature Control

A revolutionary new soldering tool from Weller—long-time leader in the soldering field. Automatically maintains correct soldering temperature—and it's all self-contained. Sensing device is in the tip. Unmatched for reliable TV, radio, printed circuit and other precision soldering. 3 models available for all your service requirements from controlled lower temperature to heavy electrical soldering. Priced from \$8.00 list, up.

SOLDERING IRON PERFORMANCE — Temperature vs Load



- Approximately 1/2 weight of uncontrolled iron.
- Delicate balance—cool handle.
- Cord plugs into handle.
- Saves current when idling—tips last longer.
- Reaches full heat quickly.

Order From Your Distributor or Write for Bulletin

**WELLER ELECTRIC CORP.** 601 STONE'S CROSSING ROAD EASTON, PA.

Your choice of school  
is highly important  
to your career in



**INDUSTRIAL  
ELECTRONICS**



**RADIO-  
TELEVISION**



**ELECTRONICS  
COMMUNICATIONS**

Become an  
**ELECTRICAL  
ENGINEER**  
or an  
**ENGINEERING  
TECHNICIAN**  
at

**MSOE** in Milwaukee

Choose from courses in:

**ELECTRICAL ENGINEERING**

Bachelor of Science Degree  
in 36 months—  
Communications or  
Electrical Power.

**ENGINEERING TECHNOLOGY**

Associate in Applied Science  
degree in 18 months—  
Electronics Communications  
Electrical Power or Computers.

MSOE—located in Milwaukee, one of America's largest industrial centers—is a national leader in electronics instruction—with complete facilities, including the latest laboratory equipment, visual aid theater, amateur radio transmitter—offers 93 subjects in electrical engineering, electronics, radio, television, electrical power, and electricity.

Advisory committee of leading industrialists. Courses approved for veterans. Over 50,000 former students. Excellent placement record. Previous educational, military, and practical experience is evaluated for advanced credit.



QUARTERS BEGIN SEPTEMBER,  
JANUARY, MARCH, JULY

Choose wisely—your  
future may depend on it.  
Mail coupon today!

**MILWAUKEE**

**SCHOOL OF ENGINEERING**

Dept. RT-1058, 1025 N. Milwaukee St.  
Milwaukee, Wis.  
Please send free illustrated career booklet  
(please print)

I'm interested in.....  
Name..... Age.....  
Address.....  
City..... State.....  
Are you eligible for veterans educational  
benefits?  
Discharge date.....

MS-57



In the "picture radio" a piece of drapery material is used as the picture and the set is built into the picture frame. Notice the ease with which the controls are operated at the side of the flashlight-battery-operated receiver.

# Picture-Frame Transistor Set

Mount your transistor radio behind a picture frame in order to fit it into your home decor.

A PICTURE-FRAME radio may be easily built by the do-it-yourselfer from many popular brand transistor radios. In the "picture radio" shown above, a piece of drapery material is used, framed by regular picture molding. The transistor radio, a regular standard model, is simply fitted behind the drapery material so that the picture is only about two and one-half inches thick and fits on the living room wall quite nicely.

The controls for the radio are mounted at the side of the frame and the dry battery holder is a plastic tube


that utilizes the "flashlight loading" principle so that cells can be changed without taking the radio off the wall. The special battery holder is manufactured by *Mayfair Molded Products*, 3700 North Rose St., Schiller Park, Ill.

The idea of the "picture radio" is being considered by several manufacturers for possible inclusion in their lines of receivers.

Besides mounting a transistor set in a picture frame as shown here, it might also be possible to install the radio in a large ashtray, a planter, or other household item.

—50—


A rear view of the picture-frame transistor set is shown below. Note how the volume and station tuning controls have been mounted on brackets at the left. The knobs fit through slots in the frame. The batteries that run the set can be changed by twisting the tube and pulling down without taking radio off wall.



# TELEMARINE FOR OUTSTANDING ELECTRIC SURPLUSES

## 50 WATT, 6 CHANNEL RADIOTELEPHONE

FOR BOATS OR  
FIXED STATIONS



**THE RADIOTELEPHONE BARGAIN** all the Pleasure and Fishing Boats are talking about! This Transmitter-Receiver (HC-609, part of RC-1543) is beautifully and ruggedly built. Provides 6 fixed channels of crystal-controlled transmission and reception, in addition to manual tuning when desired for reception. Freq. range 1600 to 4500 KC. HC-609 FCC currently accepted 2.3 mc marine band. With recommended 12 V. DC for 2 V. DC dynamotor power supply will deliver 40-60 watts output. Supplied with instruction book, connecting cable, power supply constructional data, all tubes, all tested and guaranteed. See our ad in Oct. '57 Radio Telev. News for illustration and complete data, or send for descriptive bulletin.

**50 W. RADIOTELEPHONE (HC-609 A, B, or C). USED-EXCELLENT**, as described above. Shpg. wt. 185 lbs. **EACH** ..... \$99.50

**SAME AS ABOVE, NEW-UNUSED**, EACH ..... \$139.50

**12 V. DC POWER SUPPLY**, for above. 120 Dynamos, one for transmitter (530 V., at 450 ma.) and one for receiver. Produces 50/700 watts output. All wired and tested. **EACH** ..... \$89.50


**COMPLETE 12 V. DC POWER SUPPLY KIT**. Assemble and wire yourself. All material and diagram. \$45.00

**PE-110 A, B, or C. POWER SUPPLY**, for 110 V. 60 cycles AC operation. LIKE NEW condition. **EACH** ..... \$69.50

**HANDSET FOR ABOVE** with appropriate plug \$14.50 for

## BC-611 WALKY-TALKY

COMPLETE WITH CASE



Now, for the first time, Telemarine offers the BC-611 Hand-Held Walky-Talky in complete form. Nothing extra to buy, except batteries which are readily available from most radio distributors. The BC-611 is a crystal-controlled transmitter and receiver covering the frequency range of 3.5 to 6.0 mc. Any wood radio technician could easily modify this unit for operation up to 30.0 mc., or for emergency use in the 2-0-0 mc. band and where it can ideally serve as an emergency transceiver (on 2182 KC) on boats too small for regular radiotelephone installation. Excellent for many other emergency applications, because of its compactness, measures 1 1/2" x 3 1/2" W. x 5 3/4" D. and light weight, only 5 1/2 lbs., complete with batteries. Supplied complete with coils (plug-in type, installed), crystals (one for "transmit", one for "receive") for 1 frequency in 3.5 to 6.0 mc. range (no selection of frequency permitted on "used" sets), tubes, and "A" Battery Adaptor which permits use of 2 conventional flashlight cells in place of special "A" battery. "B" battery required is special 1.03 volt, lead rectangular unit, sold by Burgess Battery as "XX-69".

**BC-611 WALKY-TALKY**, as described. Used-Very Good Condition (not tested) for frequency within 3.5 to 6.0 mc. (no selection of frequency). **\$49.50**

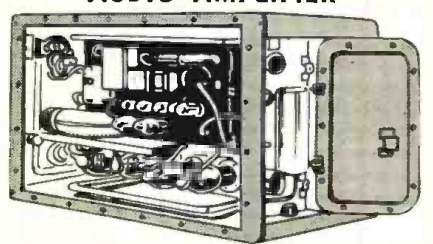
**BC-611 WALKY-TALKY COMPLETE**, as described above but NEW TESTED and set to any desired frequency from 3.5 to 6.0 mc. **\$74.50**

**EACH** **BC-611 WALKY-TALKY CHASSIS**, NEW! Excellent, new. Spare Chassis for above, priced so low that in the event of trouble it would be cheaper to insert a new chassis. Also excellent for the Amateur or Technician who prefers to make his own style of Walky-Talky. Supplied less tubes 11-11A, 1-1B5, 1-1T4, and 2-181 tubes (required), and test plug-in type and RF Ant. Coils, less crystals. Supplied with Schematic Wiring Diagram. Shpg. wt. 8 lbs. **EACH** ..... \$8.95

**EACH** **CHASSIS**, as described. **\$8.95**

**PAIR OF COILS**, for above. RF Ant. & Coils ..... \$1.25

## 250 WATT BEACHMASTER AUDIO AMPLIFIER



**SUPER-POWER** complete amplifier. Designed by Bell Tel. Labs. All self-contained in waterproof metal case, with blower system for ventilation, weatherproof receptacle for large all-tube power supply. Housed in metal case, all NEW Units. Shpg. wt. 40 lbs. **\$14.95**

**12V. DC VIBRATOR POWER SUPPLY**. Type 204, operates from either voltage and supplies completely filtered voltages as follows: 1.5, -45 (bina), and 90 volts AC. Uses synch. vibrator, no tubes, ideal for marine tanks, transceivers, etc. Shpg. wt. 2 1/2 lbs. **NEW** **TYPE 204** Shpg. wt. 12 lbs. **EACH** ..... \$9.95

**12V. DC HP DC MOTOR**. Make electric car, tractor for kiddies. Rated at 1 1/2 HP at 1725 rpm, but with built-in reducing gear assembly actually develops normal speed of 43 rpm. Also heavy brass worm gear available separately for 2 1/2 rpm. **NEW** material **MOTOR**, **EACH** ..... \$12.95

**WORD GEAR**, for 204, **EACH** ..... \$6.95

**BRITISH-TYPE INFRARED IMAGE (SNOOPERSCOPE) TUBES**. Used in British "Tadpole" for seeing in the "dark" at night illuminated by "dark" infrared rays. Requires power supply of 800 to 4000 volts at a few microamps. Screen size 1 1/2" x 3/4". Price ..... \$7.00

**FRONT END LENS ASSEMBLY**. For above. Speed 31.9 f.s. 91.4 mm. Overall dia. at one end 60 mm. Length of mount 64 mm. **EACH** ..... \$7.00

**FREQUENCY CALIBRATOR, 40-50 MC.** Mfd. by Kirtley. Permits checking and calibrating by beat frequency method, between 40 and 50 mc. Uses crystal-controlled oscillator operating 8-10 mc. into Free-Quameter, then 100 kc. into mixer stage. Output is fed into mixer stage, along with signal being checked, demodulated and amplified and any error determined by meter. Includes 2000 cycle type built-in 110V. AC Power Supply, 8 tubes, and 10.0 mc. crystal. Almost new condition. Dim. of metal case, with hinged cover: 1 1/2" L. x 8 1/4" H. x 1 1/2" D. **EACH** ..... \$24.95

## LIMITED QUANTITY BARGAINS

**BC-791 CODE RECORDER**. Consists of Amplifier and Recorder of code signals on paper tape, with ink writing stylus. Similar to McEroy Model RRP-900. For operation on 110 V. AC. Less tape puller. Housed in metal case, all NEW Units. Shpg. wt. 40 lbs. **\$14.95**

**EACH** ..... \$14.95

**12V. DC VIBRATOR POWER SUPPLY**. Type 204, operates from either voltage and supplies completely filtered voltages as follows: 1.5, -45 (bina), and 90 volts AC. Uses synch. vibrator, no tubes, ideal for marine tanks, transceivers, etc. Shpg. wt. 2 1/2 lbs. **NEW** **TYPE 204** Shpg. wt. 12 lbs. **EACH** ..... \$9.95

**12V. DC HP DC MOTOR**. Make electric car, tractor for kiddies. Rated at 1 1/2 HP at 1725 rpm, but with built-in reducing gear assembly actually develops normal speed of 43 rpm. Also heavy brass worm gear available separately for 2 1/2 rpm. **NEW** material **MOTOR**, **EACH** ..... \$12.95

**WORD GEAR**, for 204, **EACH** ..... \$6.95

**BRITISH-TYPE INFRARED IMAGE (SNOOPERSCOPE) TUBES**. Used in British "Tadpole" for seeing in the "dark" at night illuminated by "dark" infrared rays. Requires power supply of 800 to 4000 volts at a few microamps. Screen size 1 1/2" x 3/4". Price ..... \$7.00

**FRONT END LENS ASSEMBLY**. For above. Speed 31.9 f.s. 91.4 mm. Overall dia. at one end 60 mm. Length of mount 64 mm. **EACH** ..... \$7.00

**FREQUENCY CALIBRATOR, 40-50 MC.** Mfd. by Kirtley. Permits checking and calibrating by beat frequency method, between 40 and 50 mc. Uses crystal-controlled oscillator operating 8-10 mc. into Free-Quameter, then 100 kc. into mixer stage. Output is fed into mixer stage, along with signal being checked, demodulated and amplified and any error determined by meter. Includes 2000 cycle type built-in 110V. AC Power Supply, 8 tubes, and 10.0 mc. crystal. Almost new condition. Dim. of metal case, with hinged cover: 1 1/2" L. x 8 1/4" H. x 1 1/2" D. **EACH** ..... \$24.95

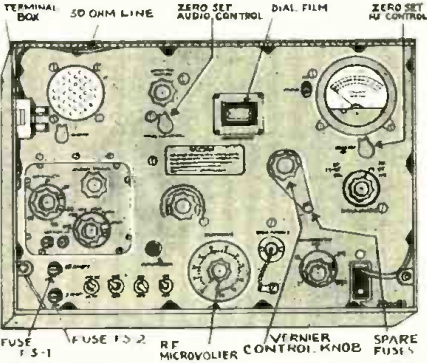
## 30-40 MC DELUXE FM RECEIVER FOR MOBILE POLICE & FIRE CALLS

This FM receiver, the R-217 part of an AM/VIC-2 Expt., is a single channel crystal controlled receiver covering Industrial, police, and fire dept. frequencies. It is of superior design and construction with all the best features such as: double-conversion superhet (455 KC and 10.7 MC), with both oscillators crystal-controlled. It has a built-in noise squelch, double limiter stages, and a constant trouble-free service. Uses a total of 13 tubes, 2 in the vibrator power supply which is a 12 V. DC dynamotor. All units are in practically like-new condition and exceptionally clean. Dimensions with removable cover, illustrated, 11 1/2" x 10" x 15". Separate loud speaker or phones (if desired) required. Supplied with tubes and schematic diagram, but less crystals, loud speaker, etc. Net wt. 11 lbs. Shpg. wt. 15 lbs. **PRICE, EACH**. Not tested at this low price. **\$29.95**

## Mobile FM Receiver BC-923

This is a "honey" in receivers for hams, police cars, firemen, and roving photographers who want to get there first for prize photos. It is complete with built-in loudspeaker, squelch control, speaker-switch, sensitivity control, variable (permeability) tuning for each channel of 4 channels covering a range of 27.0 to 38.5 mc. By making a half-turn of each coil winding, range can be changed to 27.0 to 38.5 mc. Operates from 12 V. DC and includes dynamotor. Schematic diagram on bottom cover. Net wt. 10 lbs. Shpg. wt. 12 lbs. **USED, GOOD, NOT TESTED**. **\$29.95**

## HI-PRECISION FM SIGNAL GENERATOR—MOBILE BAND



**Model T-2080** is a precision instrument worthy of the finest lab, mobile service and installation shop, or for production testing of mobile FM equipment. Freq. Range in 2 bands: 1.0 to 4.5 mc. (for IF alignment) and 10 to 45 mc. Freq. of output of signal is maintained within .03% of dial calibration over a temperature range from 0 to 100 degrees. Other outstanding features are: Variable Frequency Deviation, 0-5 KC on 1.0 to 4.5 mc. band, 0-50 KC each side of resting frequency on 10 to 45 mc. band. 2 calibrated attenuator-attenuator, adjustable up to 100,000 microvolts, developed at the termination of a 30-ohm line. Up to 84 vacuum tube Voltmeter incorporated. All frequencies provided by internal audio-oscillator, 150, 400, 1,000, 2,500 and 5,000 cps. External modulation also provided for 60 cycles from either 10 to 100 volts, 60 cycles or 12 Volt DC which is ideal for in the field work. Crystal Calibrator, whose output is 1 mc and harmonics for checking and maintaining accuracy of signal generator. Instruction Sheets and Schematic Diagram. Available. Used-Excellent (untested). Act fast, our limited supply won't last long! **USED, EXCELLENT** ..... **EACH \$59.95**

## TRANSMITTER COMPANION for ABOVE

Transmitter T-193/VIC-2 complements the Receiver described above, to provide FM voice transmissions in the 30 to 40 MC band. Transmitter is crystal controlled, and provides a power output of 25 watts. Transmitter is same as Galvin (Motorola type FMTR-25-VM), and is physically the same in appearance as the receiver shown above. Designed for operation from 6V. DC, has self-contained power supply which in some instances is Dynamotor, in others Vibrator Power Pack. All units are in Used-Excellent condition, in fact almost like-New, but are untested at the Low Price we are quoting. Supplied with tubes, schematic diagram, but less crystal or control head. **PRICE, EACH** Transmitter T-193/VIC-2, as described. **\$19.95**

## BC-683 MOBILE FM RECEIVER

Provides 10 push-button selected channels, as well as continuous variable tuning over the entire range of 27.0 to 30.0 mc. Includes features such as: built-in loudspeaker, squelch circuit, A-X-C, double limiter circuits, headphone jacks, sensitivity control, accurate calibrated tuning dial, etc. Supplied complete with 12 V. DC dynamotor for 12-volt operations, all tubes, and schematic diagram which is glued to bottom of housing case. Shpg. wt. 65 lbs. **PRICE, EACH**. Used-Excellent Condition. Not TESTED. **\$24.95**

**PRICE, EACH, BRAND NEW, TESTED** ..... \$39.50

## BC-312, 342 SIGNAL CORPS COMMUNICATIONS RECEIVER

Work horse of the Signal Corps, this popular Communications Receiver is a well known favorite of Amateurs, Communication experts, and commercial operators. It covers CW, MCW and P100 over the frequency range of 1500 to 1800 KC in 6 bands. Very ruggedly built, extremely stable, and simple to operate. Has built-in loudspeaker output (separate speaker required), and smooth-operating vernier dial (with locking feature) precision calibrated for each band. This receiver is designed for 12 V. DC operation (excellent for marine application), but easily converted to 110 V. AC operation by substituting 110V. AC pack for present dynamotor pack. All units Used-Excellent Condition, thoroughly tested. Supplied complete with tubes & Schematic Diagram. Shpg. wt. 70 lbs. **\$60.00**

**BC-312 EACH** ..... \$60.00

**RA-20 Power Pack for 110V AC** ..... \$15.95

**EXPORTERS, GOVERNMENT AGENCIES, INDUSTRIALS!** We have large stocks of Transmitters, Receivers, Walkie-Talkies, VHF Equipment, Radar, Accessories, etc. Write and tell us of your requirements. Descriptive literature and prices upon request.

All Above Material Subject to Prior Sale. 25% Minimum Deposit with All C.O.D.'s. Min. Order —\$5.00. All Prices F.O.B. Our Address.

**— TELEMARINE —**  
**COMMUNICATIONS CO., INC.**  
140 WEST B'WAY, NEW YORK 13, N. Y.  
CORland 7-5444  
Cable Address: Telemarine N. Y.

**New**

**Free!**

**ERIE**  
Electronics Distributor  
DIVISION  
ERIE RESISTOR CORPORATION  
ERIE, PA.



**D-58 CATALOG**  
at your  
Authorized  
**ERIE DISTRIBUTOR**

The new ERIE D-58 Catalog, including the complete and enlarged line of ERIE Electronic Components is ready. Your authorized ERIE Distributor has a copy for you. If he can't supply you, write us, giving his name.

Make the ERIE Catalog  
Your Catalog

**ERIE**  
Electronics Distributor  
DIVISION  
ERIE RESISTOR CORPORATION  
ERIE, PA.

**3-D TV System**  
(Continued from page 45)

either the red or green gun to complete the required color triad. Because the luminosity of the blue field is substantially higher than that of the red and green fields, careful adjustment of the drive to each gun is necessary to obtain the proper ratio of the three color components.

**Low-Cost System**

If pictures of broadcast quality are not required, two RCA "TV-Eye" cameras and control units can be substituted for the ITV-6 units at a substantial saving in cost.

**General Considerations**

An interesting fact observed in the operation of these three-dimensional television systems is that the two cameras need not have identical transfer characteristics to provide good stereoscopic viewing. It is not necessary, therefore, that the cameras be specially selected or matched. It was also found that vertical displacements of as much as 1/8 inch between the red and green image fields of the 21CYP22 were not detectable through the viewing glasses.

-50-

**RADIOTELETYPEWRITER SIGNALS BOUNCED OFF MOON**

RADIO transmission tests using the moon as a passive relay station have been conducted recently by the Signal Communications Department of the U.S. Army Electronic Proving Ground and Collins Radio Company.

These tests very probably represent the first time that intelligence, in this case radioteletypewriter, has been transmitted in the ultra-high frequency region of 1000 megacycles over the nearly 500,000-mile distance from the earth to the moon and back.

Transmitting station for the tests was located near Fort Huachuca, Arizona, and the receiver was at Encino, New Mexico. The frequency of 810 megacycles per second was utilized in order to increase the effectiveness of the antenna systems and to take advantage of lower signal losses in the transmission path.

During November 1952, Collins and the National Bureau of Standards used the moon as a reflector to relay radioteletypewriter signals from Cedar Rapids to Sterling, Virginia. In the Collins-NBS tests, an ultra-high frequency of 418 megacycles was used.

In discussing the current tests, project personnel at Fort Huachuca said this type of communication is limited in range only by the ability to observe the moon simultaneously from both the transmitting and receiving points. Some appreciation of the distance involved in this method of communication can be obtained from the fact that a signal, traveling at approximately 186,000 miles per second, requires only 2 1/2 seconds to travel the path from the transmitter to the moon and back.

If an artificial satellite can be utilized for this method of communication, the time of transmission and losses can be drastically reduced.

-30-

**RCA Sound Tape**



... on "Load-Easy" reels for fast tape threading!

Now available wherever superior-quality magnetic tape is sold. On 5" and 7" Load-Easy Reels for fast, simplified threading. Excellent for low-noise, extended-range recording and playback!



**RADIO CORPORATION OF AMERICA**  
Electron Tube Division Harrison, N. J.

**USED RECORDING TAPE (PLASTIC BASE)**

ATTENTION: Radio Stations, electronic calculators, industrial users: We have the new 1/2 or 2 mil mylar "sound-plate," "lifetime," or "P.E." tapes and we will buy or exchange your present 1 mil mylar or plastic tapes.

1.19	for 7" — 1200 ft.
.61	for 5" — 600 ft.
.37	for 4" — 300 ft.
.20	for 3" — 150 ft.

\*\*\*\*\*  
**USED "MYLAR" TAPE (1 Mil)**

300 ft. (3" reel)....	.43
900 ft. (5" reel)....	1.09
1800 ft. (7" reel)....	2.09



New empty plastic reels in boxes: 3" 10¢; 4" 22¢; 5" 24¢; 7" 25¢; 7" (4" hub, holds 1000 feet only, 49¢); 10 1/2" fiberglass 1.49; 10 1/2" metal 2.24.  
**EMPTY BOXES, 3" 3¢ (folding type); 3" 2¢ cover type, 5¢; 4" 5¢; 5" 5¢; 7" 5¢ ea.**

Send for new Price List. "Tape Recording" magazine and back issues available.

\*\*\*\*\*

**SPECIAL SALE!!**

**NORELCO (Philips) TWIN CONE PM SPEAKERS UP TO 65% OFF LIST!!**



8" model, AD-3800M, LIST 16.50

**NOW 5<sup>78</sup>**

(6-10 Watt Peak, 75-19,000 Cycles)

Other Norelco Speakers from 8-12 inch in stock at similar sensational savings!! Full specifications & speaker catalog FREE!!


Please include Sufficient Postage

**COMMISSIONED ELECTRONICS CO.**  
1776 Columbia Road, N.W., Washington, D. C.



# LIQUIDATING MOBILE RADIO EQUIPMENT AT TREMENDOUS SAVINGS!

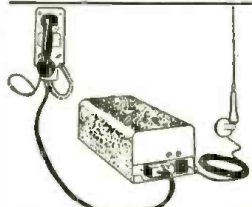
Manufactured by the famous LINK RADIO CORP.



**MODEL 2210**  
152-162 MC  
FM MOBILE TRANS.  
& REC.—6 VOLTS

Complete with antenna, cables, control head, mike & crystals ground to your specific frequency. Unit as outlined complete for immediate installation. Specially priced. **\$139.50**

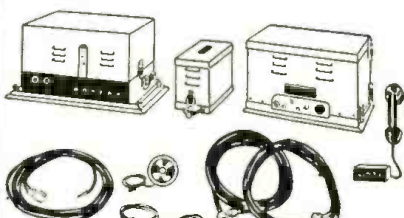
MODEL 2210—same as above, for operation on 12 Volts. **\$162.50**



**MODEL 2365**  
25-40 or 30-50 MC  
FM MOBILE TRANS.  
& REC.—6 VOLTS

Complete with antenna, cables, control head, mike & crystals ground to your specific frequency. Ready for immediate installation at this terrific price. **\$119.50**

MODEL 2365—same as above, for operation on 12 Volts. **\$149.50**



**MODEL FMTR 30-50 MC**  
FM MOBILE TRANS. & REC.—6 VOLTS

Unit complete with Peak Modulation, control head, mike, antenna, cables & crystals ground to your specific frequency. Ready for immediate installation. A sensational buy at **\$109.95**

MODEL FMTR—same as above, for operation on 12 Volts. **\$149.95**

## SPECIAL! SPECIAL!

**MOTOROLA RECEIVER—Type R-237/VRC2**  
30-50 MC—6 VOLTS

Vibrator power supply, less controls & cables. Good condition, with tubes, as is **\$19.95**

**FEDERAL PORTABLE MOBILE SIGNAL GENERATOR**  
110 V AC POWER—TYPE 104A

Designed to facilitate alignment of FM mobile and land station receivers in the field. Provides a continuous source of frequency modulated carrier, the frequency of which is determined by the multiplier-type crystal that is used in the unit. It will, by the proper selection of crystals, provide a signal suitable for the alignment of FM mobile receivers in both the 29-50 MC band and the 148-174 MC band. In addition to these frequencies, the type 104A Mobile Signal Generator provides a 1000 cycle signal that may be used to check audio circuits. Unit has external power facilities. **\$49.50**

**BC-221 FREQUENCY METER**

Real value! QUANTITY IS LIMITED —and first come first served. They are just like new, with original calibration charts. Range 125-20,000 KC with crystal check points in all ranges. Complete with crystal and tubes. **\$119.50**

MODULATED TYPE. \$139.50  
MODULATED TYPE with AC Power Supply. \$159.50

These Frequency Meters are factory tested, checked for frequency alignment and GUARANTEED.

**HEADSETS**

HS-23 high impedance, brand new. **\$4.55**  
HS-33 low impedance, brand new with cord and PL-34 plug. **4.65**  
Navy-type H-63-U 800 ohm impedance. **6.95**

6 ft. Extension Cord with Jack & plug for above headsets. **\$1.19**  
High Impedance Matching Transformer from low to high. **.79**

**TS-13 HANDSET** Battery Powered Receiver. 3,500 ohms impedance. Transmit 50 ohms impedance. (200 to 3,500 cps). Phenolic housing with switch. 68" long cord with 4 conductor rubber-covered cable. **\$3.95**

**TS-9** Phenolic housing. Push-to-talk butterfly switch for mobile use, with 6 ft. 3 wire rubber-covered cable. **\$3.29**

**FIELD TELEPHONES**

Army surplus, completely reconditioned and electrically tested, using 2 flashlight cells and a pair of interconnecting wires. GUARANTEED. Like new. **\$10.95 each, \$21.00 pair**

**SPECIAL!**

17 LBS. of ASSORTED RADIO PARTS

Now at a give-away price of only **\$1.59**

**HI-FI AMPLIFIER**

12 watts. (Manufactured by ANPRO—noted for quality performance.) Use for paging systems, burglar alarms using photo-electric cell. Originally used as the motor amplifier, projection lito & control system for a sound movie projector. For operation on 110-120V AC 60 cycle. Built-in heavy-duty blower. Tube lineup: 1 2X4, 3 6V6, 1 6J7, 1 6J5. With all tubes & schematic less line cord. Sensational value at **\$19.95**

**General Purpose Rectifier & Charger**

117-230, 90 cyl. input, 110V DC output. Many other voltages are also available by slight alterations in circuit.

Attention: Garages, Gas Stations, Auto Supply Stores. This is an excellent unit to maintain series of batteries on display.

Attention: Radio Labs., Manufacturers, Engineers. The primary source of power required to operate the rectifier is a 95 to 125 volt 50-60 cycle power line, or a 190 to 250 volt 50-60 cycle power line. The input will full load alternating-current and direct-current on its approx. 600 watts. Power Output (1) Direct Current—up to 400 milliamperes at 115 V. (2) Alternating Current—up to 4.35 amperes at 115 V. Weight 39 lbs. Like New **\$29.95**

**J-38 KEY**

Mounted on black bakelite base, 4 3/4" x 3" easily attached to operating desk, has jumper strip, binding posts and circuit closing switch, full adjustable. 17/16" solid silver keying contacts. Metal parts are cadmium-plated. New. **\$1.29**

J-45 Key with metal knee band. Brand new. **\$2.95**

**REAL VALUE!!**

AMATEURS, ENGINEERS  
LOW FREQUENCY  
MOBILE RECEIVER

WAS MANY USES!

\$400 value component parts consisting of Dynamos, Relays, Filters, etc. Front and 28. Mobile Receiver freq. range of 30 to 300 mc. Manufactured for the Navy by Link Radio Corp. Receiver of this unit also known as Model 11UF Ed. 2A Link Commercial Equipment. Remote control portion can be used as a garage opener and can be applied to all types of remote facilities with the use of the following tone signals: 300, 420, 590, 830, 1155, 1620, 2270, 3180, 4350, 6250 cps. Parts are also available at reasonable prices for conversions to 6, 12 or 110 V. Complete kits available for 6 VDC, 12 VDC, 110 AC. Brand New, at this amazingly low price. **\$29.95**

Check this unusual buy!

**HRO TUNING CONDENSER**

Complete with Gear Case Manufactured by National. Used in 4-220 mmfd. per section range condenser, with driving shaft. New. **\$9.75**

NATIONAL DIAL B-189-B for above HRO Tuning Condenser, New. **\$5.95**

42 megacycles. Manufactured for the Navy by Link Radio Corp. Receiver of this unit also known as Model 11UF Ed. 2A Link Commercial Equipment. Remote control portion can be used as a garage opener and can be applied to all types of remote facilities with the use of the following tone signals: 300, 420, 590, 830, 1155, 1620, 2270, 3180, 4350, 6250 cps. Parts are also available at reasonable prices for conversions to 6, 12 or 110 V. Complete kits available for 6 VDC, 12 VDC, 110 AC. Brand New, at this amazingly low price. **\$29.95**

ATTENTION—Radio Amateurs, Members RTTY Communication Companies, Railroads, Utilities

For the first time—realistic value!

**TELETYPE**

Model 15 send receive. Equipped with pulling magnet selectors. **\$249.50**

series motors. Excellent condition. ....

**COMMAND EQUIPMENT**

BC-457 Trans., 4 to 5.3 mc, good used. **\$3.95**  
BC-458 Trans., 5.3 mc to 7 mc, good used. **\$3.95**  
BC-696 Trans., 3-4 mc, good used. **\$2.95**

T-ARC-2, 2.1-3 mc, new. **\$2.95**  
BC-602 Control head for SCR-522, new. **\$0.79**  
Plugs for Above Command Sets, PL-152-A or PL-156-A. **\$0.55**

Take Advantage of these Tremendous Savings!

**CURRENT-TYPE DYNAMOTORS**

12 VDC Sangamo Dynamotor—these are the small, flat, desirable ones! Deliver 600 volts DC @ 240 ma. Brand new, marked leads. Regular factory price \$84.50.

Our special Universal Duovolt Dynamotor—6 & 12 Volts. **\$32.95**  
Carter Universal Duovolt Dynamotor—280 ma. Manufacturer's price \$111.00. Our price BRAND NEW in factory sealed cartons. **\$34.95**  
Carter Universal Duovolt Dynamotor—6 & 12 Volts. Rated 400 volts. 370 ma. Mfr. price \$91.40. Our special BRAND NEW in factory sealed cartons. **\$27.95**

**METER SALE!**

All Sensational Buys!

Weston Model 301, 3" round, 0-3DC. MA. **\$3.89**  
Westinghouse Type NA-35, 3" round, 0-150 Volts AC, blank scale. **\$3.89**  
Westinghouse Type NA-35, 3" round, 0-100 amps AC. **\$3.89**  
General Electric DW41, 2" round, 0-30DC mills. **\$2.89**  
Dejur Model 210, 2" round, 0-500DC Micro. **\$3.79**  
General Electric Type DW-52, 2" round, 0-3 R-F Amps. **\$2.98**  
Burlington Model 421, 2" round, 0-5DC amps. **\$2.98**  
Green Model 250, 2" round, 0-500DC MA. **\$2.98**  
Weston Model 507, 2" round, 0-4 R-F amps thermocouple. **\$2.98**

**HEAVY-DUTY BLOWER**

Manufactured by TORRINGTON

115 Volts 60 Cyl. AC. 70 watts. .95 amps. Excellent for cooling transmitting tubes and for lab work. Dimensions: 4 1/2" x 7 1/2" x 4 1/2". **\$8.49**

**BLOWER**—24 Volts DC, 20 amps. RPM 4000. Can be used on 110V AC by adding condenser in series and disconnecting heater element. **\$4.95**

**Federal SELENIUM RECTIFIER**

8 plates, 4"x4"x6". Rated 8 amps. Can use up to 40 volts DC. Full wave bridge. Also can be used for fast battery charge. Brand New. **\$3.95**

**REAL VALUE!**

**DUAL DYNAMOTOR 12 VOLT POWER SUPPLY**

235 Volts DC out at 150 mills or 470 Volts DC out at 75 mills. Unit completely filtered with relay and lamin meter. Enclosed in waterproof case. Brand new at this sensational price. **\$14.29**

**PLATE TRANSFORMER**

3750-0-3750, 250 ma. Rated at 15,000 Volts breakdown. Oil filled for cool operation. Primary dual 110 V winding for 117/230 Volt 60 cyl. operation. **\$19.95**

**12 V FILAMENT TRANSFORMER**

Fully encased. 117 V input, 12 V output at 2 amps. **97c**

**PERISCOPE HEAD**

With front surface mirror, excellent quality—used by Army. 2 units required to complete 1 periscope for vision in all directions. New—59c each, 99c pair.

**RETAIL DEPT. OPEN SATURDAYS**

Immediate delivery. include 25% deposit with order—balance C.O.D. 50c HANDLING CHARGE ON ALL ORDERS UNDER \$5.00. All shipments F.O.B. our warehouse, N.Y.C.

**PLATT ELECTRONICS CORP.**

20 MURRAY ST., NEW YORK 7, N. Y.  
Telephone: COrtlandt 7-2575

you learn **MORE**  
from a **SAMS BOOK**

OVER 1,000,000  
**SAMS BOOKS**  
bought to date

**JUST OUT!**



**"Handbook of Electronic Circuits"**

valuable reference book on important circuits, authored by RCA Service Company, Inc.

This practical handbook discusses the following circuits: 4 power supply circuits; 14 circuits used in radio stages; 8 circuits used in transmitter stages; 32 circuits used in TV receiver stages; 7 additional circuits having special applications. An analysis of the operation of each circuit is given; a schematic for each is included; a component failure analysis describes various troubles which could occur if particular components in the circuit should fail. Of real value to engineers, technicians, students. 80 pages; 8 1/2 x 11".

Handbook of Electronic Circuits  
Only ..... \$2.00

**SAMS "BEST-SELLERS"**

- Servicing TV Sync Systems.** Covers theory function and variation of all types. Speeds sync system servicing. 320 pages, 5 1/2 x 8 1/2". Only ..... \$3.95
- TV Servicing Guide.** Picture tube screen photos show trouble symptoms; describes proper repair procedures. 132 pages, 8 1/2 x 11". Only ..... \$2.00
- Television Tube Location Guide.** Vol. 7 in this invaluable series. Covers 1956-57 sets. Only ..... \$2.00
- Tape Recorder Manual.** Vol. 1; covers recorders produced in 1956-57. Only... \$2.95
- Auto Radio Service Manual.** Vol. 7; covers auto radios produced in 1956-57. Only \$3.75
- How To Understand and Use TV Test Instruments.** Revised to include data on Color TV Servicing. Only ..... \$3.50
- Recording & Reproduction of Sound.** Oliver Read's best-selling volume on all aspects of audio. 810 pages. Only ..... \$7.95
- Color TV Training Manual.** Trains you practically for Color servicing; 260 pages; includes many color illustrations. Only... \$6.95
- Hi-Fi Handbook.** Invaluable data on hi-fi theory, design, selection, installation, components. Only ..... \$3.00
- Servicing Transistor Radios.** Complete analysis of 70 popular transistor radio models, including basic pointers on servicing transistorized sets. 152 pages. Only ..... \$2.95

**HOWARD W. SAMS & CO., INC.**

Order from your Parts Jobber, or mail to Howard W. Sams & Co., Inc., Dept. 1-K8 2201 E. 46th St., Indianapolis 6, Ind.

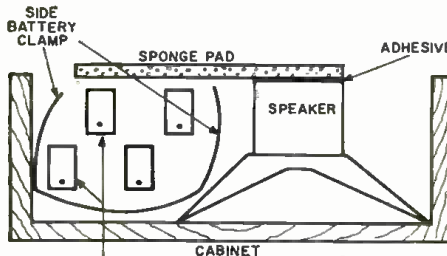
Send books checked above. My (check) (money order) for \$..... is enclosed.

Name \_\_\_\_\_  
Address \_\_\_\_\_  
City \_\_\_\_\_ Zone \_\_\_\_\_ State \_\_\_\_\_  
(outside U.S.A. priced slightly higher)



**Service Notes**

**OLYMPIC: INTERMITTENT RADIO**  
If the complaint of intermittent operation is made concerning the Model 766 transistor radio, there is an excellent chance that the cause is nothing more than a loose battery contact. To make this contact more reliable, bend the two side battery clamps (Fig. 1) tight against the batteries themselves. For added insurance, a small



NEGATIVE BATTERY CLIPS Fig. 1

sponge pad may be inserted to place additional pressure on the batteries, if such an insert does not already exist in the cabinet. A strip 1 1/2 inches long is all that is needed for each radio. It can be cemented in place along the rear of the speaker assembly, as shown.

**RCA: SHIFTING CONVERGENCE**

Before attempting convergence procedures on the 21-CD-800 Series color TV receivers, it is important to allow 15 minutes of warm-up time. This wait is recommended because, during the first few minutes of operation, the alignment of the gun structure of a three-color picture tube may change somewhat due to heat. This action, although normal, will affect the static convergence of the receiver. Thus, if this allowance is not made, a tube that is well converged too soon will show some deterioration of convergence shortly after it has been in operation.

**INTERMITTENT HIGH U.H.F.**

Reception on channels above 70 may be unreliable on the "All-Wave" tuner, No. 712002, used in Hoffman TV receivers with chassis 329U, 330U, 331U, and 421U. This trouble has been traced to low "B+" voltage at the u.h.f. section of the tuner when the latter is operating over the higher portion of its band. Where this is encountered, the tuner circuit may be revised to provide a more stable voltage source for the u.h.f. oscillator, resulting in normal operation over the full range of the u.h.f. band including the higher channels.

First remove the u.h.f. strip from the tuner. Then (refer to Fig. 2) remove the jumper between terminals 1

**Advance BUY of the MONTH!**

**GR-VARIACS**  
110 V AC in 0-270 V AC out. 2 Amps. NEW ..... \$18.95

**POWER SUPPLY KIT BARGAIN!**  
Primary 115V, 60 Cy. Sec. 400-0-400 V. @ 200 Ma. 5-3 V @ 5 Amps. 5 V @ 8 Amps. mounting plus 8 Hy 200 Ma chokes and two \$7.50 8 Mfd. oil condensers. .... Kit \$7.50  
DC Power Supply Kit 24 VDC—2 amp output... \$3.95

**BUYS . . . RELAYS . . . BUYS**

110 VAC	12 VDC DPDT Plus
2 PDT ceramic	SPST
3 de ck, 25 pos., no reset	10 amp contact...\$1.39
5 PST hvy dty	SIGMA 41F
Dunco . . . . . 4.79	24VAC or 6VDC 1.49
12 PDT Dunco... 16.95	2 1/2 V Pr. 1.50
6 VDC, P&B, . . . 1.79	110 VAC... 1.89
DPST	SIGMA 4F
	5, 000-ohm plate pull-in @ 2 MA 2.25

**LARGE STOCK AC, DC RELAYS**

**SOLENOIDS**

A-8 #B200 \$2.95 (2 for \$5.50)	115V 60 Cye cont. duty. 18 Lb. pull . . . . . each \$5.50 (2 for \$10.00)
---------------------------------	---

**STEPPING RELAYS**  
Resettable type. 3 de ck, 10 pos. 24 VDC . . . . . ea. \$6.95  
3 de ck, 25 pos., no reset . . . . . ea. \$6.95  
2 de ck, 44 pos., no reset . . . . . ea. \$6.95  
5 de ck, 23 pos., no reset . . . . . ea. \$7.50

**STEP UP-DOWN TRANSFORMER**  
750 Watt 110/220 V. 60 cycle, ea. \$5.95  
30 Watt 110/120 V., ea. . . . . \$1.45

**WHIP ANTENNAS**  
#AN-131 collapses to 17", opens to 10 feet. Ideal for mobile and portable operations. each \$1.89  
3 for \$5.25

**TRANSFORMERS**

6.3 V FILAMENT	12V, 2 Amp. . . \$1.49
20 Amp. . . . . 3.95	24 V 2 Amp. . . 1.59
10 Amp. . . . . 2.19	1 1/2 V Sec. 10 Amps. . . . . 1.50
7 1/2 Amp. . . . . 1.99	Excellent for pr. of 866's . . . . . \$3.95
3 Amp. . . . . 1.89	

**SCOOP! TORK INTERRUPTER**  
10 sec. minimum, 6 min. max. cont. interruption turn circuit on and off as set by interrupter keys. 240 VAC. . . . . ea. \$6.95

**OIL CONDENSER BARGAINS**

1 Mfd 600 VDC . \$25	8 Mfd 1500 VDC \$2.95
2 Mfd 600 VDC .45	10 Mfd 1500 VDC 3.75
4 Mfd 600 VDC .75	18 Mfd 1500 VDC 2.95
10 Mfd 600 VDC 1.10	2 Mfd 2000 VDC 1.50
25 Mfd 600 VDC 3.40	3 Mfd 2000 VDC 2.75
20 Mfd 650 VDC 2.75	1 Mfd 3000 VDC 1.85
1 Mfd 1000 VDC .60	2 Mfd 4000 VDC 5.75
2 Mfd 1000 VDC .75	1 Mfd 5000 VDC 3.25
4 Mfd 1000 VDC 1.25	2 Mfd 5000 VDC 6.75
8 Mfd 1000 VDC 1.60	1 Mfd 6000 VDC 5.95
10 Mfd 1000 VDC 1.75	1 Mfd 7500 VDC 6.95
15 Mfd 1000 VDC 2.45	2 Mfd 10000 VDC 32.50
4 Mfd 1500 VDC 1.75	1 Mfd 12500 VDC 28.50
6 Mfd 1500 VDC 2.45	1 Mfd 12500 VDC 50.00

**NOW!! JENNINGS VACUUM CAPACITORS 25 Mfd @ 10 W. . . . . ea. \$2.95**  
BLOWER, 115V, 60 cy, 70 Watt, 120 CFM . . . . . ea. \$8.75  
1" round meter 0-200 microamp. . . . . \$5.45

**SPECIAL! PANEL METERS**

<b>2" METERS</b>	<b>3" METERS</b>
0-1 Ma (0-150 scale) . . . . . \$3.95	0-20 Microamps. \$5.95
0-4 Amps RF . . . . . 3.95	0-100 Microamps. 5.95
0-200 Microamps rubber mnt. . . . . 2.95	0-200 Microamps. 5.95
0-30 Ma . . . . . 3.95	0-10 Microamps. 3.95
0-300 VAC . . . . . 4.95	0-8 VAC . . . . . 3.95
-10 to +6 DB (Weston) . . . . . 4.95	0-150 VAC . . . . . 4.95
	0-100 VAC . . . . . 3.95
	0-5 Ma . . . . . 3.95
	0-25 Ma . . . . . 3.95
	0-100 Ma . . . . . 3.95
	200-0-200 VDC . . . . . 3.95
	0-1 A AC . . . . . 3.95
	0-300 DC Amps w/shunt . . . . . 6.50
	0-2 KV DC, w/shunt . . . . . 6.95
	0-15 KV DC, 3" w/shunt . . . . . 6.95
	0-3 1/2 KV, 3" w/shunt . . . . . 6.95
	2" Dual Scale w/high and low switch
	0-150 VDC, 0-7 1/2 VDC . . . . . 3.95
	-15 to +3 DB, 4" sq. . . . . 6.95

115 V, 60 Cye. SEL-SYNS High torque. Useful as antenna indicators, etc. \$5.95 each (\$10.50 dr.)

Cramer Synchronous TIMER MOTORS. 115V 60 Cye. 1/8; 1/2; 1; 5; 10 RPM. each \$2.95

**DU MONT POWER TRANSFORMER**  
950 V. CT 200 ma; 2 6.3 V. @ 5 Amps; 2 0-150 VDC. 0-7 1/2 VDC. Amps. . . . . ea. \$7.50

Selenium Rectifiers 30-36 VAC input, 24-28 VDC output. 5 Amps . . . . . \$4.50  
2 Amps . . . . . \$2.19  
1 1/2 Amp . . . . . \$1.19  
150 Ma 110V. \$1.29

**Special on . . . POWER SUPPLIES!**

All wired—Ready to use.  
PRI—115 V AC  
SEC.—540-0-540 V @ 280 Ma  
5.4 & 3 V @ 6 Amps CT  
40 V @ 50 MA, 6.3 V CT @ 7 Amps  
12 Hy Choke @ 300 Ma  
4 10 Mfd. 600 V Cap.  
3 5U4's \$21.95

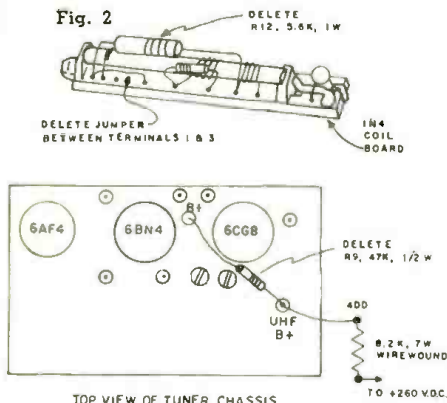
PRI—115 V AC  
SEC.—940-0-940 V @ 230 Ma.  
2 1/2 V CT @ 10 Amps  
1—2 CT @ 4 Amps  
1—6.3 CT @ 4 Amps  
10 Hy choke @ 250 Ma.  
2 8 Mfd. 1500 V Cap. \$23.95  
2 #836's

Min. Order \$3.00—25% with order F.O.B. New York 10 DAY GUAR. PRICE OF MDSE. ONLY

**Advance Electronics**  
5 West Broadway • New York 7, N. Y. • Rector 2-0270

and 3 on this strip. Also remove resistor  $R_{12}$ , 5600 ohms, located on the strip, and "B+" dropping resistor  $R_6$ , 47,000 ohms, located on top of the tuner chassis. An 8200-ohm, 7-watt, wirewound resistor is then added between the u.h.f. "B+" terminal on top of the tuner and the 260-volt source on the main chassis. This resistor may

Fig. 2



TOP VIEW OF TUNER CHASSIS

be mounted on a convenient, unused terminal strip on top of the main chassis. That strip may be located by reason of the fact that, between it and the tuner,  $T_{102}$  may be found. Connection may be made from this strip to the 260-volt source below the chassis through a hole located to one side of the terminal strip.

**SYLVANIA: HORIZ. PHASING**


To counteract difficulties involving stability of the horizontal circuits, some changes are recommended for chassis 1-540-3, -4, -5, -6, and 1-537-1, -3, and -4. To improve horizontal phasing, the following changes have been made: In chassis 1-540-5 and -6, resistor  $R_{107}$  (2200 ohms) is changed to  $R_{107-1}$ , 6800 ohms. In chassis 1-540-3 and -4, this same change is made. In addition  $R_{130}$ , 18,000 ohms, is changed to  $R_{130-1}$ , 10,000 ohms, and  $R_{301}$ , 190,000 ohms, in the a.g.c. circuit, is changed to  $R_{301-1}$ , 150,000 ohms. In the 1-537-1, -3, and -4 chassis,  $R_{109}$ , 2200 ohms, is changed to  $R_{109-1}$ , 6800 ohms.

**EMERSON: COLOR H-V FAULT**

Sometimes receivers in the color-TV line from models C-502A through C-507A show the development of excessive high voltage or blooming. Other related symptoms that may occur include arcing and blowing of the high-voltage fuse. When this occurs, the probable cause is a change of values in resistors of the grid circuit for the high-voltage regulator tube, 6BK4. As an example, resistor  $R_{108}$  in model C-506 may go up from 2.2 megohms to 4 megohms. The remedy is to replace the resistor with another of the same value and tolerance but with a higher wattage rating. In this case, a 1-watt unit would be used. After replacement, the high-voltage system should be adjusted as described in the service notes for the particular receiver to the correct value stated.


-30-

**110° Yokes  
DY-26A, DY-27A**




Exact replacements for RCA in chassis ECS-107, 108F, 109 113 series

**Exact Replacement  
Flybacks for PHILCO**




HO-276  
HO-277, HO-278  
used in 171 models—with resistors and capacitors attached.

**Exact Replacement for  
AIRLINE, FIRESTONE  
WELLS-GARDNER**



HO-273 used in 19 models


**Exact Replacement  
for MAGNAVOX**



HO-279

Replaces  
380632-1  
in 350 series


**Exact Replacement  
Flyback for MOTOROLA**



HO-281

used in 154 models

**Exact Replacement  
Vertical Outputs for RCA**



VO-103 replaces 103093, 972151-1  
VO-106 replaces 102146, 972725-1  
VO-107 replaces 103266, 972725-2

**90° Yoke  
for EMERSON**



DY-25A  
exact replacement  
for Emerson 708288

**new  
STANCOR  
TRANSFORMERS**

to  
make  
your job  
easier

Typical of the new  
Stancor units are  
these recent additions:



**FREE**

The Stancor TV Guide, listing the full line of Stancor exact replacement transformers for radio-TV and other applications is available free from any Stancor distributor, or by writing direct to Chicago Standard.



**CHICAGO STANDARD TRANSFORMER CORPORATION**

3505 Addison Street • Chicago 18, Illinois

Export Sales: Roburn Agencies, Inc. • 431 Greenwich Street • New York 13, N. Y.

**college grads get ahead faster!**

... have higher incomes ... advance more rapidly. Grasp your chance for a better life. Share rewards awaiting college men. Important firms visit campus regularly to employ Tri-State College graduates. Start any quarter. *Approved for Vets.*

**Bachelor of Science degree in 27 months**

Electrical Engineering with either an Electronics or Power major. Mechanical Civil. Chemical. Aeronautical Engineering. In 36 months a B.S. in Business Administration (General Business, Accounting, Motor Transport Management). Superior students faster. More professional class hours. Small classes. Enrollment limited. Beautiful campus. Well-equipped labs. Prep courses. Enter Jan., March, June, Sept. Earnest capable students (whose time and budget require accelerated courses and modest costs) are invited to write Jean McCarthy, Dir. Adm., for Catalog and book "Your Career in Engineering and Commerce."



**TUBE HEADQUARTERS**

Send for Our Complete List of Receiving and Special Purpose Tubes

Brand New Factory Tubes

Brand New Surplus Tubes

Unconditional Money-Back Guarantee  
Our 12th Year

807	.....	\$ 1.95	6146	.....	\$ 3.85
810	.....	15.00	4-250A	.....	34.95
813	.....	8.50	6L6M	.....	1.55
845	.....	4.25	730A	.....	5.00
866A	.....	1.75	829B	.....	9.75
VR-150	.....	.45	955	.....	.30

Terms: FOB Hewlett, N. Y. — Add shipping charges on prepaid orders; any overpayment promptly refunded — on COD, send 25% deposit with order.


**L. I. ELECTRO-LABS, INC.**  
1184 Broadway—Dept. 901-E  
Hewlett, N. Y.

**NOW 2 ASSEMBLE-IT-YOURSELF** **SAVE HALF**  
**NO SPECIAL SKILLS**

**Schober ELECTRONIC ORGANS**

**PAY KIT-BY-KIT**


Now you can afford an electronic organ. Whether you choose the full Concert model or the smaller Consolette, you have an organ equal to any made by the foremost manufacturers. In addition, you save over 1/2 the cost because you assemble it yourself...and you enjoy the thrill of achievement. Too, you purchase each kit only when you are ready for it.



**2 different MODELS**  
**2 different SIZES**  
**2 different PRICES**

**CONCERT MODEL**

- ☆ TWO FULL SIZE PIPE-ORGAN MANUALS, 122 KEYS
- ☆ OCCUPIES 3'5" x 4'7" FLOOR SPACE
- ☆ 26 STOPS AND COUPLERS
- ☆ 32 BASS PEDALS
- ☆ ASSEMBLED CONSOLE
- ☆ CONFORMS TO AMERICAN GUILD OF ORGANISTS SPECIFICATIONS FOR PIPE ORGANS
- ☆ COMPLETE STEP-BY-STEP INSTRUCTIONS



**CONSOLETTE MODEL**

- ☆ OCCUPIES ONLY 2' x 3/2" FLOOR SPACE
- ☆ TWO FULL SIZE PIPE-ORGAN MANUALS, 122 KEYS
- ☆ 22 STOPS — ABOVE-KEYBOARD TABS
- ☆ 13 HEEL-AND-TOE BASS PEDALS
- ☆ 7 FULL OCTAVES OF TONE (DOWN TO 32 CPS)
- ☆ BUILT-IN SPEAKERS OPTIONAL
- ☆ ASSEMBLED CONSOLE
- ☆ COMPLETE STEP-BY-STEP INSTRUCTIONS

**10" LP RECORD DEMONSTRATING BOTH MODELS AVAILABLE FOR \$2, REFUNDABLE UPON PURCHASE**

**FREE NEW 1959 EDITION OF 16 PAGE ILLUSTRATED BOOKLET ON REQUEST**

Write Now — See What Fine Instruments You Get At Such Great Savings

The **SCHOBEL ORGAN Corporation** • 2248-A BROADWAY • NEW YORK 24, N. Y.

SCHOBEL KITS ALL OVER THE WORLD

☆ Designed by Richard H. Dorf.

**Stereo Broadcasting**

(Continued from page 65)

from 59 to 75 kc. The second sub-channel (if used) is at 42 kc. with a spread of from about 36 to 50 kc. The space from 20 to 35 kc. is left for control pulses used to operate receivers for special services. As background music is not high fidelity (usually 50 to 7500 cps), the use of one of these sub-channels might prove inadequate for the second leg of a real high-fidelity stereo program. For good stereo, the second channel ought to be as good as the main channel. Toward this end it might be possible to use the entire 20 to 75 kc. band for the second stereo channel. In the interest of conserving frequency space, the FM-Multiplex method of broadcasting stereo would seem to be a good approach.

With all the current interest in stereo some may wonder why the FM-Multiplex method is not more widely used for this purpose. The main reason for the delay is largely an economic one. When an FM station uses multiplexing for background music or storecasts, it is providing a service that can be sold directly. If the station were to use multiplexing for stereo, who would pay the bill? Of course, there are some "good music" stations which feel that by building a quality audience with good programming, both on monaural and on stereo, their advertising revenues will rise. There are some outstanding examples of successful operation with this philosophy in mind. But we will just have to wait and see whether or not other stations will embrace such "delayed benefit" altruism.

Another problem is that the FCC might not look favorably on a service that gives its listeners only half the program content, as would be the case if only one of the two stereo channels were transmitted. There are two answers to this problem. Some have pointed out that many stereo records and tapes are made with the microphones fairly close together and at a fairly great distance from the artists. In this case, it is argued, the two stereo channels are quite similar and most listeners would not find a noticeable degradation in quality if only a single channel were listened to. This begs the question of stereo however, since, if a stereo effect is to be produced, there must be differences in the two channels.

**"Sum and Difference" Method**

A second solution would be to use a "sum and difference" method of broadcasting stereo. In this method the two original stereo channels are added together to form a *sum* channel that could be broadcast over the main FM channel. This sum signal would be the equivalent of a full monaural signal with nothing removed from it. The sum signal would be received normally by the FM tuner. Then, the two origi-

**t-m KITS**

Master-Engineered — Master-Crafted!


**15-WATT CONTROLLED AMPLIFIER**



**BUILT-IN ELECTRONIC CROSS-OVER KIT**

Hi-fi amplifier and preamp with two output transformers. Dual hi-lo output circuits using EL 84's in push-pull for bass thru midrange and 6DE7 single end for high frequency response. Brilliance control governs cross-over action. Independent bass and treble controls. Magnetic, piezo and auxiliary inputs. Equalization for RIAA. Stereo Adaptor Socket for using two Model 22 amplifiers in binaural operation. Front panel removable for cabinet or custom installation. Size, 4"x14"x6 1/2"; weight, 14 lbs. Model 22K, \$49.95.

**DELUXE WILLIAMSON-TYPE 20-WATT AMPLIFIER KIT**



Uses famous Williamson circuit with unique modifications for true hi-fidelity reproduction at increased power output. Ultra-linear operation; screen-tapped primary output transformer. Frequency response flat and smooth thru entire audible range, with distortion less than .0025 at normal listening levels, and excellent transient characteristics. 20-watt undistorted output; 4-8-16 ohm output impedance. The perfect basic amplifier for stereo systems. Size, 9"x12"x6 1/2"; weight, 27 lbs. Model 15A, \$49.95. Model 15W, factory-wired, \$59.95.



Ask your dealer or write direct to:  
**TECH-MASTER CORPORATION**  
75 Front St., B'klyn 1, New York

**BARGAIN HUNTERS!**

**W 6 L R OPENS NEW SURPLUS STORE BUY NEW MDSE. FROM OLD PAPPY DOW**

**POWER TRANSFORMERS:**

- 5-K.V., 250 Wt. Pri. 3800 V.C.T. @ 2.7 amps. Wt. 306 lbs. \$49.95
- Pri. 115 V. 60 Cy. Sec. 1. 850 V.C.T. 142 ma. Sec. 2. 6-3 V. @ 10 amps. Sec. 3. 6-3 V. @ 8 amps. Sec. 4. 5 V.C.T. @ 3 amperes. Sec. 5. 6-4.5 V. Bins @ 142 ma. \$7.95
- Pri. 115 V. 60 Cy. Sec. 1-750 V., et. 113 ma. Sec. 2-6.3 V. @ 3 amperes. Sec. 3-5 V. @ 3 amperes \$2.95

**H.F. Hi. Power Supply Kit, Punched Chassis, Transformer 150 ma 770 V., et. 12 Hy Choke, 4 x 8 mid., 600 V. Oil Cond. all parts & dope. \$10.00**

**Power Transformer, Pri. 115 V. 400 Cy. Sec. 4890 V. @ .06 ampr 3.95**

**Choke 12.8 Hy. @ 200 milla. 142 ohms. 1.85**

**Choke 12 Hy. @ 180 milla. 195 ohms. .95**

**Radioactive Meters, Full of Parts. 7.00**

**Blower, 115 V., 400 Cy., 22 CFM, w/bracket 5.00**

**OIL CONDENSERS:**

- 4 x 8 mid x 600 V. wkg. used in Super Pro. 1.50
- Brackets to fit above cond., per pair. .25
- 8 mid x 1000 V. wkg. 1.50
- 9 mid x 1000 V. wkg. 1.55
- 13 mid x 1000 V. wkg. 1.95
- 1 mid x 3000 V. wkg. .75
- 2 mid x 3000 V. wkg. 3.95
- 4 mid x 3000 V. wkg. 4.95
- 1 mid x 5000 V. wkg. .95
- 5 mid x 10,000 V. wkg. 3.95
- Westinghouse Cond. 5 mid x 10,000 V. 150.00

**MICA CONDENSERS:**

- .01 @ 500 V. Postage Stamp size. .05 ea. 25 for 5 1.00
- .01 @ 1000 V. Wire Leads. .10 ea. 15 for 1.00
- .0025 @ 1000 V. Wire Leads. .08 ea. 20 for 1.00

**BATH TUB CONDENSERS:**

- 2 mid 600 V. wkg. Side Lug. .25
- 2 x 1 mid x 600 V. Side Lug. .10 for 1.00
- 3 mid x 400 V. Side Lug. .10 for 1.00
- 28 mid x 600 V. Top Lug. .15 for 1.00
- 25 mid x 50 V. One Top Lug. .25 for 1.00

**Dynamotors, 12 V. input DN 35. 15.00**

**Dynamotors, 12 V. input DN 34. 4 for 1.00**

**Ferric Type Resistors—your choice.**

200 watt	100 watt	50 watt
20 ohms	200 ohms	25 ohms
35 ohms	1000 ohms	2000 ohms
50 ohms	2000 ohms	3600 ohms
80 ohms	3150 ohms	10,000 ohms
1500 ohms		12,500 ohms
2000 ohms		

Clips to fit above resistors. ea. .10  
3 mech.ohm 200 watt resistors w/clips. ea. 1.20  
10 K & 15 K—200 watt resistors w/clips. ea. 1.20  
10 K & 12 1/2 K—150 watt resistors w/clips. 7 for 1.00  
1-44 High Speed Hand Telegraph Key with On-Off switch, adjustable spring tension and contact spacing, 1/8 in. silver contacts, mounted on Bakelite base. prepaid \$1.60  
R-14 Headphones, 8000 ohm imp. ea. 2.95  
32770-18.45 Terminal Board, 18 dual lugs. .25  
329825-145 Switch, Steatite Insulation 3/4 in. shaft—1/2 in. long, 2 pole, 3 position. .25  
M X50/AP, Probes, Type used on TS 34 AP Scopes. 10 for .95  
3 F 7240-3, Lead set High Voltage Test Leads. .95  
Relays, 6 V. DC, D.P.D.T. small. 3 for 1.00  
Relax. 12 V. DC, 3 Pole Single Throw. .50  
Toggle Switch, DPST, Bat. Handle. 3 for .60  
1 mech.ohm. Control w/AC switch. 3 for 1.00  
25 watt Ohmite Pots, 2500 ohm. .85  
Siuz tuned coils 1/2 Dia. x 1 1/4 in. long w/mtg. nut, 4 & 5 turns. 2 for .25  
C.H. Tube Sockets for 5CP1 & 3BP1 etc. 2 for .50  
Triple Pilot Light—Red, Green, White. ea. .45  
Intercom Tel. Handsets (Recond. x Int.) per pr. Incl. 50 ft. wire. 3.95

**L. R. ELECTRONICS**

3529 E. Colorado Street Pasadena, California  
Ryan 1-9003 or Sycamore 6-5521

Minimum Order \$1.00... California Add Sales Tax...  
Mfgs. Write us for Quantity Discounts or Samples...

inal stereo channels are subtracted from each other at the transmitter to form a *difference* channel. This then is sent out over the sub-channel that is multiplexed on the FM carrier. The difference channel would then be handled by the multiplex adapter connected to the FM tuner. After the sum and difference signals are recovered, they are combined in such a way as to produce the two stereo channels originally picked up by the recording microphones. With this method, then, those listeners without stereo equipment could receive the entire program and not just a single stereo channel, and those with stereo equipment would be able to receive a full stereo program.

All-in-all, there are many possibilities and with stereo moving ahead at breakneck speed, we will just have to watch them all closely to see what develops. -30-

### SIMPLE XMTR. CONVERSION

By DAVID T. GEISER, WIZEO

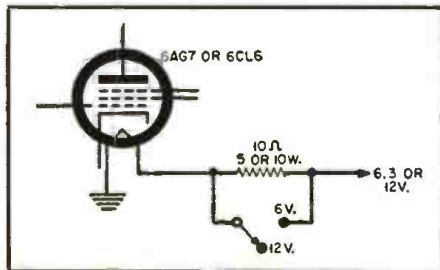
**M**ANY excellent amateur transmitter designs use 6AG7 or 6CL6 oscillators and 6146 amplifiers. Conversion of these transmitters to mobile or emergency operation with 12-volt supplies is often thought difficult because of the filament voltage difference, but can easily be done with the addition of only three parts.

Many 6-volt tubes such as the 6V6, 6146, and most of the other octal-base tubes have directly interchangeable 12-volt equivalents. A 6146, for example, can be removed from its socket and a 6883 plugged in for 12-volt filament operation. (A 6159 is the 24-volt equivalent.)

Direct replacements for the 6AG7 and 6CL6 are not available for 12-volt service and their physical and operational characteristics would make substitution of a different type of tube a matter of circuit redesign and rewiring. These tubes lend themselves very well to the use of a stock value of series dropping resistor for 12-volt operation. A 10-ohm, 5-watt series resistor gives very satisfactory heater operation from either a 12.6-volt a.c. or d.c. filament supply. Use of a 10-watt resistor is desirable because of its cooler operation if it is to be located near other components.

Rapid change-over from 6 to 12 volts is most easily done by paralleling the dropping resistor with a s.p.s.t. toggle switch, the switch being in the closed position for 6-volt operation. Large "6 V" and "12 V" markings on the switch positions and bases of the 6146 and 6883 minimize the possibility of partial change-over and consequent damage. -30-

Scheme for allowing 6-volt transmitters to be operated at 12-volts for mobile.



*Mr. Service Dealer*

# PHILCO


## OFFERS YOU A COMPLETE LINE OF UNIVERSAL SERVICE PARTS



Your Philco Distributor has available for you a complete new line of universal parts that fit not only all Philco receivers but every competitive make and model. Eliminate your inventory problems and stock the one line of completeness . . . Philco.

### PHILCO UNIVERSAL SERVICE PARTS

- Sweep Components
- Coils
- Capacitors
- Vibrators
- Condensers
- Rectifiers



All Philco universal parts are precision engineered and quality tested to insure superior operation and longer life. Don't settle for inferior copies . . . insist on genuine Philco universal parts.

**For a program of completeness . . . See Your Philco Distributor Today!**

### World-Wide Distribution



Service Parts • Power-Packed Batteries • Universal Components • Long-Life Tubes • Heavy-Duty Rotors • Star-Bright 20/20 Picture Tubes • Long-Distance Antennas • Appliance Parts • Laundry Parts • Universal Parts and Accessories



# GUARANTEED PERFORMANCE



## GOLD CROWN SERIES STEREO-X \$695<sup>00</sup>

—Records and Plays Stereo—

- Plug-In 2 or 4 Track Heads
- 2 Cathode Follower Outputs
- All Aluminum Construction
- 3 Speeds
- 4 Mike Inputs
- Portable

FREQUENCY RESPONSE	IPS FLUTTER SPEED & WOW	NOISE RATIO
± 2 DB 20-30000 CPS	15 .07%	57 DB
± 2 DB 20-20000 CPS	7½ .09%	54 DB
± 3 DB 20-10000 CPS	3¾ 20%	44 DB

—Recording Quality For 4 Track Slightly Less—

For Complete Information Write To:

**International Radio & Electronics Corporation**  
Dept. RN-10 Elkhart, Indiana

Crown Recorders Surpass ALL makes—American or Foreign—For quality performance per dollar cost.

IF YOU PRIZE IT... KRYLON-IZE IT!

### Completely seals electronic parts with no delay



## CRYSTAL-CLEAR ACRYLIC SPRAY

Radio, TV and hi-fi equipment need Krylon Crystal-Clear, the protective coating with high dielectric strength and weatherproof qualities that seal the surface indefinitely.

- Prevents corona in high voltage section
- Keeps lead-in connections tight
- Prevents rusting and pitting of antenna
- Goes on in seconds—DRIES IN MINUTES

At your favorite radio-TV repair shop. Use Krylon Spray Paints (21 colors) for quick, easy, professional touch-up jobs

IF YOU PRIZE IT... KRYLON-IZE IT!

### ELECTRONICS IN VARIETY

Dynamotor—Elicor—6.0 Volt input/output 600 Volts—150 ma. . . . . 2 for 13.00; 6.95 ea. BRAND NEW
Dynamotor—12 Volt input/output 275 V—150 ma. 3.95
Telegraph Key J-38. . . . . SPECIAL. 98c
Power Supply for I.M. Meter. . . . . 18.95
EO-604 Transmitter w/tubes. . . . . 14.95
BC-52 Receiver w/tubes & Dyn for 12 V.D.C. Input freq. 2-6 mc. Like new. . . . . 14.95
BC-344 Receiver 150 KC—1500 KC (w/115 VAC Power Supply RA-20). Like New. . . . . 29.95
TS-35 Signal Generator & Power Meter. . . . . New 49.95
Vacuum Condenser Jennings JCS-2a. 25 mmfd 10 KV. . . . . Special 2.95
Micropositioner/Barber Colman AYLB3206-18. 9.95
Code Practice Oscillator. VO-3-F. Tube lineup 5U4-6XN7 Pushpull 6V6. Used with TG-34 Keyer. 115 VAC. . . . . BRAND NEW 19.95
AN/APS-4A—3 cps-x Band Airborne Search Radar w/manual. . . . . New 59.95
APS-3 Transmitter good condition. . . . . 49.95
Indicator 1D-11 APS-4—3" scope 3FP7 & 2/6J6 tubes. . . . . New 3.75
Radio Sonde Transmitter w/3A5. . . . . 1.49
2AP-1 w/socket. . . . . 1.95
S.S.B. Transformer. . . . . 2 for 1.00
Transistor output transformer. . . . . 2 for 1.00
Filament Tranx. 24 Volts—5 amps. 115 V 60 cycle. . . . . 2.95; 2 for 5.00
Plate & Fil Tranx—790 c.t. 30 ma (100ma) 6.3V—1.3 amp. 5 V-3 amps. . . . . 1.95
Plate Relay—8000 ohm Sigma. . . . . 75c
Relay 115 V.A.C. Plug in type (detail). . . . . 1.95
U.T.C. Tranx 0-7. Plate to 2 grids. . . . . 1.75
Blower—miniature 24 V.D.C. 60 CFM. . . . . New. ea. 2.95

### METER SPECIALS

0-100 microamps 3" rd. . . . . Brand New Boxed 5.85
0-100 microamps 1½ sq. miniature meter. . . . . 3.85
0-500 microamps 2" rd. Marlon. . . . . 3.85
0-4RF meter 2" rd. G.E. . . . . 2.90
0-1ma 3" rd. Marlon Boxed. . . . . 3.85
0-120 amps 2" rd. Aircraft type. . . . . 1.50
0-125 amps 2" rd. Aircraft type. . . . . 3 for 4.00
Weston w/shunt. . . . . 2 for 5.00

\*\*\*\*\*  
 1U4 Jan 10¢ In quantity  
 \* Portable Tube 10¢ ea. of 10 or more  
 \*\*\*\*\*  
 Aircraft instruments in stock—write:

**SPARKS RADIO SUPPLY**  
194 GENESEE ST., BUFFALO 3, N.Y.

### Stereo Glossary (Continued from page 70)

speakers. Although no signal is fed to the central speaker, nevertheless for some persons the visual presence of the middle speaker helps create the aural illusion of sound from the center.

**38. Matching:** Refers to use of speakers with identical or very similar frequency response characteristics. Speakers with unlike response—peaks and valleys at different parts of the audio spectrum—may cause the apparent source of sound to wander between left and right. Matching similarly refers to use of microphones with like frequency characteristics.

**39. Cross-Talk:** Undesired reproduction on one channel of audio information intended for the other channel. Occurs to a slight extent in in-line heads, where magnetic coupling causes the upper head to pick up from the lower head some of the signal which the latter has picked up from the lower track of the tape; the lower head of course picks up the upper track signal in similar fashion. Cross-talk is sufficiently low in modern stereo heads to be a negligible problem for stereo purposes, the undesired signal being 40 db down or more. However, if one half of a stereo head is also used to play back a two-track monaural tape, cross-talk may be annoying, depending upon the quality of the head. The best heads ordinarily keep cross talk to inaudible proportions. Cross-talk is of greater magnitude on stereo discs, where the undesired signal may be only 20 db down. There is a difference of views as to whether a 20 db cross-talk ratio is seriously deleterious to the stereo effect; most seem to believe it is not.

### COUNTING COIL TURNS

By CARLTON A. CALDWELL

WHEN using the chuck of a hand drill to hold a coil form for winding an r.f. or other coil, where you want to count the turns, they can be counted more easily by marking a line on the chuck of the drill with a piece of white chalk.

To count the turns that you are winding onto the coil, count the number of times the chalk mark comes into view as the coil is being wound.

Mark the chuck to count turns easily.



# RADIO CROSSWORD

By JOHN J. GILL


HERE is a pleasant medley of technical terminology and everyday language interspersed with a couple of tricky definitions that will set you to reaching for the dictionary. If you run into any "stoppers," the answer to the puzzle can be found on page 170.

## ACROSS

1. Output stages.
11. Eggs.
12. Attempt.
13. Semiconductor.
18. Fox (Scot.).
19. Carry (Colloq.).
20. Not d.c.
22. Appellation.
25. Difficult set's.
27. TV program rating system.
29. A million (prefix).
31. That is (Latin, Abbr.).
32. Television transmitter (Abbr.).
33. "Needle" (Abbr.).
34. Pachyderm's "teeth."
35. Greek letter used to designate "ohms."
37. 51 (Rom. numerals).
38. Small current (Abbr.).
39. This, and no more.
40. Tree.
42. Movement of electron beam in CR tube.
45. Grid voltage (Abbr.).
46. Element with atomic number 10 (Abbr.).
47. A medley.
49. Stronghold of liberty (Abbr.).
51. Not black-and-white.
52. Negatively charged particle.
57. Direction (Abbr.).
58. Sign of the Zodiac.
60. Egyptian sun god.
61. Ratio of output to input voltage.
64. Ham radio (Abbr.).
65. Used to align FM sets.

## DOWN

1. Slide-wire rheostats.
2. Oscillator voltage (Abbr.).
3. It reads power.
4. "Do you \_\_\_\_\_ me?"
5. Antenna support.
6. To careen.
7. To and \_\_\_\_\_.
8. And (Latin).
9. Regenerative receiver (Abbr.).
10. They divide the timing pulses from the video pulses.
14. Unit of X-ray measurement.
15. An atom with fewer or more electrons than normal.
16. Visual viewing system.
17. "Silent Sentry."
21. Business group (Abbr.).
23. Aspect ratio (Abbr.).
24. Current opposer (Abbr.).
26. American soldier.
28. Some are made of quartz (Abbr.).
29. Wire size.
30. Don't stay!
36. A million (prefix).
41. "Shoot for the \_\_\_\_\_."
43. Center of transformer.
44. Zero point.
48. 50-50 (Rom. numeral).
50. Electrical engineer (Abbr.).
51. Speaker diaphragm.
53. Lenz' \_\_\_\_\_.
54. Control grid voltage (Abbr.).
55. To cut in on a wire.
56. Ham outfit.
59. Auditory organ.
62. Mechanical engineer (Abbr.).
63. Radio-television (Abbr.).



## RADIO and ELECTRONICS TRAINING AT HOME

# BUILD 16 RADIO

CIRCUITS with DELUXE

1959 Progressive  
RADIO "EDU-KIT"®

Reg. U.S.  
Pat. Off.



PRACTICAL <sup>only</sup>  
HOME \$22.95  
RADIO  
COURSE

### NOW INCLUDES

- ★ 12 RECEIVERS
- ★ TRANSMITTER
- ★ SIGNAL TRACER
- ★ SIGNAL INJECTOR
- ★ CODE OSCILLATOR

- ★ No Knowledge of Radio Necessary
- ★ No Additional Parts or Tools Needed
- ★ Excellent Background for TV
- ★ School Inquiries Invited
- ★ Attractively Gift Packed

### FREE EXTRAS

- SET OF TOOLS • RADIO & ELECTRONICS TESTER • ELECTRIC SOLDERING IRON • TESTER INSTRUCTION MANUAL • MEMBERSHIP IN RADIO-TV CLUB; CONSULTATION SERVICE • HI-FI GUIDE • QUIZZES • TV BOOK • FCC AMATEUR LICENSE TRAINING • RADIO BOOK • PRINTED CIRCUITRY • PLIERS-CUTTERS • ALIGNMENT TOOL • WRENCH SET • CERTIFICATE OF MERIT • VALUABLE DISCOUNT CARD

### WHAT THE "EDU-KIT" OFFERS YOU

The "Edu-Kit" offers you an outstanding PRACTICAL HOME RADIO COURSE at a rock-bottom price. Our kit is designed to train Radio & Electronics Technicians, making use of the most modern methods of home training. You will learn radio theory, construction, servicing, basic Hi-Fi and TV repairs, code, FCC amateur license requirements.

You will learn how to identify radio symbols, how to read and interpret schematics, how to mount and layout radio parts, how to wire and solder, how to operate electronic equipment, how to build radios. Today it is no longer necessary to spend hundreds of dollars for a radio course. You will receive a basic education in radio, worth many times the small price you pay, only \$22.95 complete.

### THE KIT FOR EVERYONE

The Progressive Radio "Edu-Kit" was specifically prepared for any person who has a desire to learn Radio. The "Edu-Kit" has been used successfully by young and old in all parts of the world, by many Radio Schools and Clubs in this country and abroad. It is used for training and rehabilitation of Armed Forces Personnel and Veterans throughout the world.

The Progressive Radio "Edu-Kit" requires no instructor. All instructions are included. Every step is carefully explained. You cannot make a mistake.

### PROGRESSIVE TEACHING METHOD

The Progressive Radio "Edu-Kit" is the foremost educational radio kit in the world, and is universally accepted as the standard in the field of electronics training. The "Edu-Kit" uses the modern educational principle of "Learn by Doing." Therefore, you will construct radio circuits, perform jobs and conduct experiments to illustrate the principles which you learn.

You begin by examining the various radio parts included in the "Edu-Kit." You then learn the function, theory and wiring of these parts. Then you build a simple radio. With this first set, you will enjoy listening to regular broadcast stations, learn theory, practice testing and troubleshooting. Then you build a more advanced radio, learn more advanced theory and techniques, gradually in a progressive manner, and at your own rate, you will find yourself constructing more advanced multi-tube radio circuits, and doing work like a professional Radio Technician.

Included in the "Edu-Kit" course are sixteen Receiver, Transmitter, Code Oscillator, Signal Tracer and Signal Injector circuits. These are not unprofessional "breadboard" experiments, but genuine radio circuits, constructed by means of professional wiring and soldering on metal chassis, plus the new method of radio construction known as "Printed Circuitry." These circuits operate on your regular AC or DC house current.

In order to provide a thorough, well-integrated and easily-learned radio course, the "Edu-Kit" includes practical work as well as theory; troubleshooting in addition to construction; for hobby, business or job; progressively-arranged material, ranging from simple circuits to well-advanced topics in Hi-Fi and TV. Your studies will be further aided by Quiz materials and our well-known FREE Consultation Service.

### THE "EDU-KIT" IS COMPLETE

You will receive all parts and instructions necessary to build 16 different radio and electronics circuits, each guaranteed to operate. Our Kit contains tubes, tube sockets, variable electrolytic, mica, ceramic and paper dielectric condensers, resistors, tie strips, coils, hardware, tubing, punched metal chassis, Instruction Manuals, hookup, etc., solder, etc.

In addition, you receive Printed Circuit materials, including Printed Circuit chassis, special tube sockets, hardware and instructions. You also receive a useful set of tools, a professional electric soldering iron, and a self-powered Dynamic Radio & Electronics Tester. The "Edu-Kit" also includes Code Instructions and the Progressive Code Oscillator, in addition to the F.C.C.-type Questions and Answers for Radio Amateur License training. You will also receive lessons for servicing with the Progressive Signal Tracer and the Progressive Signal Injector, and a High Fidelity Guide and Quiz Book. Everything is yours to keep.

J. Statistis, of 25 Poplar Pl., Waterbury, Conn., writes: "I have repaired several sets for my friends, and made money. The 'Edu-Kit' paid for itself. I was ready to spend \$240 for a course, but I found your ad and sent for your Kit."

### UNCONDITIONAL MONEY-BACK GUARANTEE

The Progressive Radio "Edu-Kit" has been sold to many thousands of individuals, schools and organizations, public and private, throughout the world. It is recognized internationally as the ideal radio course.

By popular demand, the Progressive Radio "Edu-Kit" is now available in Spanish as well as English. It is understood and agreed that should the Progressive Radio "Edu-Kit" be returned to Progressive "Edu-Kits" Inc., for any reason whatsoever, the purchase price will be refunded in full, without dubio or question, and without delay. The high recognition which Progressive "Edu-Kits" Inc., has earned through its many years of service to the public is due to its unconditional insistence upon the maintenance of perfect engineering, the highest instructional standards, and 100% adherence to its Unconditional Money-Back Guarantee. As a result, we do not have a single dissatisfied customer throughout the entire world.

### ORDER FROM AD—RECEIVE FREE BONUS RESISTOR AND CONDENSER KITS WORTH \$7.00

- Send "Edu-Kit" Postpaid. I enclose full payment of \$22.95.
- Send "Edu-Kit" C.O.D. I will pay \$22.95 plus postage.
- Send me FREE additional information describing "Edu-Kit." Also send FREE Radio, TV & Hi-Fi Books worth \$1.50. No obligation.

Name \_\_\_\_\_  
Address \_\_\_\_\_

Progressive "EDU-KITS" Inc. 1186 Broadway, Dept. 82E  
Hewlett, New York



Robert Bell, assembly foreman at AR

## FACTORY INSPECTION for AR SPEAKERS

A stethoscope is used in the production testing of every Acoustic Research speaker system, to detect possible air leaks in the cabinet. The speaker is driven by a twenty-cycle signal, and if there are any leaks a characteristic rushing sound can be picked up at the trouble spot.

This test procedure is necessary because the sealed-in air of an acoustic suspension enclosure is a basic working element of the speaker system. In conventional speakers the cone works against the springy stiffness of its mechanical suspensions; in AR speakers this stiffness is missing, and the cone works instead against the springiness of the enclosed air-cushion. Like the new air-suspension cars, the speaker literally rides on air.

The patented AR system requires a small cabinet, so that the enclosed air will be springy enough. And since the air-cushion does not bind or reach its elastic limit as do mechanical springs, the AR-1 has created new industry standards in the low-distortion reproduction of music. The "bookshelf" size of AR enclosures is associated with an absolute advance rather than a compromise in speaker bass performance.

AR speakers have been adopted as reference standards, as test instruments for acoustical laboratories, and as monitors in recording and broadcast studios. Their most important application, however, has been in the natural reproduction of music for the home.

The AR-1 and AR-2, two-way speaker systems complete with enclosures, are \$185 and \$96 respectively in either mahogany or birch. Walnut or cherry is slightly higher and unfinished fir is slightly lower in price.

Literature is available on request.

**ACOUSTIC RESEARCH, INC.**  
24 Thorndike St., Cambridge 41, Mass.

# Sound on Tape

AS REPORTED in my "Record Revue" column, the stereo disc was, of course the not-altogether-unexpected sensation of the National Association of Music Merchants' Chicago exhibit. Of the many commercial "package" type manufacturers who were there, but a tiny handful exhibited any new tape equipment, or consoles incorporating tape playback equipment. One might feel that advocates of tape had a perfect right to look upon the various exhibits at the show with rather ominous forebodings. It might appear that the stereo disc was ready to sweep the stereo tape into an undeserved early grave.

However, this reporter, for one, does not feel that any such thing is either imminent or ultimate and bases these conclusions on the following: For one thing, as noted in my disc column, the quality of sound on stereo discs is extremely variable and it is perfectly honest and safe to say that, as a general rule, it left much to be desired and certainly could not be expected to compete with tape. I have always believed that the "aficionados" of stereophonic tape constitute a very quality-conscious group and I do not see these people suddenly embracing the stereo discs and abandoning something which, at present, is certainly superior. I fully expect that even when stereo discs get out of their teething stage and many of the quality problems are resolved, it will still not measure up to what the real stereo connoisseur demands.

My second point is this . . . almost hidden away in the *Ampex* room and in the rooms of several other tape machine manufacturers, were the first examples of the new 3.75 ips, 4-channel stereo tapes. These were, for the most part, experimental dubbings supplied mainly, I think, by *Ampex* and were, of course, nothing more or less than reductions of present 2-channel 7.5 ips stereo tape recordings.

The equipment upon which I heard these new tapes was what one can expect to find in the less expensive stereo systems which the stereo disc will make common in many homes and I did not hear these tapes on anything which could be construed as really top-quality hi-fi tape systems. Therefore, I might be somewhat at a disadvantage in estimating their true quality. But easily apparent was the fact that, although what I heard may not have been representative of either the best quality of

this type of tape or equipment to play it on, it was still a notable achievement.

Looking to the future, I can see where 3.75 ips 4-channel tape properly recorded and with all technical resources fully exploited in its reproduction, will certainly be big competition to the stereo disc. The argument of ease of handling put forth as a particularly attractive aspect of the stereo disc does not have much weight in the face of the equally easy handling of the cartridge form of this new tape, which can be likened to magazine-loading movie cameras.

I do not pretend that I was bowled over with what I heard from the examples displayed at the show . . . I don't think there was a squeak past 5000 cycles on the high end and the bass end, while not as drastically curtailed as the treble, was nevertheless not the equal of normal 7.5 ips tape. Here, again, one must look to immediate improvement in this situation and in my opinion and in the opinions of others for whom I have a great deal of respect, a properly recorded 4-channel tape reproduced through reasonable quality home tape systems will prove a mass-selling item which rather than overshadow or undercut the stereo disc will merely augment the market. What might have been a long drawn out and comparatively slow process of introduction for this new 4-channel tape, has been considerably stimulated by many of the tape machine manufacturers who understandably are beating the drums for this new development.

*RCA Victor* who introduced the cartridge concept with the tape and who were supposed to have a unit on the market by NAMM show time failed to bring this forth and caused some dismay. However, *Motorola* showed a prototype unit and more or less brashly challenged *RCA* to "get on with the job." Now whether the cartridge type of 4-channel sound will appear before an ordinary reel type of this sound, is a moot question but one rather feels that due to the comparative complexity of the cartridge concept, the reels will make their appearance first.

Certainly *Ampex*, for one, is producing machines to play the reel type and others seem to be following suit. Whether it be the cartridge or reel type, the present Achilles heel of the problem is in duplication facilities for the 3.75 ips 4-channel tapes. These must come, in almost all instances, from *Ampex*



# NEW REALISTIC 15-WATT AMPLIFIER AND 30-WATT STEREO SYSTEM HI-FI



COMPLETE 30-WATT STEREO  
SYSTEM WORTH \$280.00

**\$179<sup>95</sup>** \$18  
Down!  
\$13 Monthly

TWO (2) Realistic 15-Watt Amplifiers.....	\$133.90
ONE Realistic Stereo Master Control.....	19.50
ONE Garrard 121 Record Changer with G-E Stereo Diamond Cartridge.....	65.12
TWO (2) University UXC-122 Speakers.....	64.68
TOTAL SEPARATE PARTS VALUE.....	\$283.28

Order No. RX-SS15Y10F, 58 lbs., Express Only

NOTE: The Realistic Stereo Master included in the system above features full stereo/reverse/monaural/gain control, plus a switch that puts both channels of a stereo cartridge in parallel for the ultimate in reproduction of monaural records. Exclusive at Radio Shack, designed by Radio Shack, patented by Radio Shack!

## COMPLETE 15-WATT WIRED AMPLIFIER AT A KIT PRICE

NEW FOR '59, the Realistic AF-15 amplifier is clearly the "best buy" in the 15 watt field by far. And here's why: **OUTPUT** 15 watts (30 peak) under 1% distortion; **RESPONSE** 18-30,000 cps  $\pm 1$  db; **PREAMP** features RIAA phono and Ampex (NARTB) tape head equalization, separate loudness and level, separate full  $\pm$  tone controls; **CIRCUIT** features 6-tube AC circuit with push-pull EL-84s; **SPEAKER FACILITIES** include a unique 7-way selector for handling up to 7 units or systems 4/8/16 ohms; **STEREO FEATURE** — the AF15 is pre-wired for stereo with a built-in terminal strip for the new Realistic Stereo Master Control unit which couples two AF15s (story at left) for superbly flexible stereo — now, or later! **AND WE INCLUDE FREE** the complete cage for the AF15, so there's nothing else to buy. Very compact 9 $\frac{1}{2}$  x 4 $\frac{3}{8}$  x 6 $\frac{1}{8}$ ", gold, maroon and white.

Reg. ~~\$66.95~~  
**\$39<sup>95</sup>**

Only \$5 Down, \$5 Monthly  
Order No. 33CX005Y10F, 15 Lbs.

## TRANSISTOR PORTABLE PRICE BREAK-THROUGH!




**\$19<sup>95</sup>**  
Order No.  
R-7231-10F  
3 lbs.

It's New! REALISTIC "Hi-Fiver" Radio!

COMPLETE WITH BATTERY, the new Realistic "Hi-Fiver" all transistor pocket portable measures a mere 5 $\frac{1}{4}$  x 3 x 1 $\frac{1}{2}$ " but it out-plays and out-pulls many a set in the \$40-\$60 price range. Built-in PM speaker plus earphone jack (earphone \$1 extra, R-7231A), full-size tuning condenser, hi-impact molded case with golden metal grille. Radio Shack has over 25,000 transistor-radio customers, so you know we've got something special. Great for office, den, car, study, and a treasured gift.

## New! FREE! 232-Page 1959 Mail-Order Catalog



- ★ Stereo Hi-Fi
- ★ Parts, Kits
- ★ Ham Gear
- ★ Electronics
- ★ Lower Prices

MAIL  
ORDERS } **RADIO SHACK** Dept. 10F  
TO: } 730 COMMONWEALTH AVENUE, BOSTON 17

- Please send FREE 232-page 1959 catalog
- One AF-15 amplifier, 33CX005Y10F
- One Stereo System, RX-3315Y10F


Name .....

Address .....

City ..... Zone ..... State .....

## RADIO SHACK CORP.

**Stores:** 730 COMMONWEALTH AVENUE • BOSTON 17, MASS  
167 WASHINGTON STREET • BOSTON 8, MASSACHUSETTS  
230-240 CROWN STREET • NEW HAVEN 10, CONNECTICUT



## Now YOU can get TUNERS repaired, or replaced, in a hurry! Send them to **TARZIAN!**

● Sarkes Tarzian, Inc., announces a new tuner repair service and factory replacement program for Tarzian-manufactured tuners. Distributors, dealers and servicemen will welcome this direct factory service program which is designed to take delay and confusion out of the tuner repair business.

We're set up to offer a 48 hour service from the date of receipt to shipment to you.

Cost is reasonable, too. Only \$7.50 per unit (\$15 for UV combinations) and that includes ALL replacement parts! Both repaired—or exchange units if available from stock—carry a 90 day warranty against defective workmanship and part failure.

Replacements will be offered at these current prices\* on units not repairable:

VHF 12 position tuner . . .	\$17.50
VHF 13 or 16 position tuner . . . . .	19.50
VHF/UHF combination . . . . .	25.00
UHF only . . . . .	15.50

\*Subject to change

When inquiring about tuner service, always refer to tuner by part number. When inquiring about direct replacements for tuners other than Sarkes Tarzian-manufactured, please indicate tube complement, shaft length, filament voltage, series or shunt heater. Use this address for quickest service:

### SARKES TARZIAN, Inc.

Att: Service Mgr., Tuner Division  
East Hillside Drive  
Bloomington, Indiana



TARZIAN Electronic Product and Services include TELEVISION TUNERS . . . SELENIUM AND SILICON RECTIFIERS . . . BROADCAST EQUIPMENT . . . AIR TRIMMERS . . . TV STATIONS WTTW and WPTA, and RADIO STATION WTTs.

and like many a new thing, production has been extremely slow. That the tape machine manufacturers are eager to jump into this new market, is quite obvious. Whether their combined weight will be enough to stimulate Ampex into a speed-up on delivery of the necessary dubbing equipment remains to be seen.

At any rate, although making but a tiny ripple at the show, compared to the big splash of the stereo disc, the new tape did not go unnoticed and I would look for developments in this field much earlier than anyone anticipates and, in fact, in its later stages a virtual snow-balling of interests such as characterize the stereo disc.

Once again let me state unequivocally my belief that when all the fuss and fury over the stereo disc and this new 3.75 ips tape has died down, there will still be a large and active market for the standard 7.5 ips 2-channel tape. This market is likely to survive on a quality basis for a long time and if the basic cost of tape were to be reduced, making the 7.5 ips tapes more economical, I believe that the 7.5 ips tape will go on indefinitely or gradually undergo a metamorphosis into true 3-channel stereophonic tape for the ultimate in sound reproduction.

**TCHAIKOWSKY  
SLEEPING BEAUTY (EXCERPTS)**  
London Symphony Orchestra conducted by Pierre Monteux. Victor GCS-151. Price \$18.95.

Probably only the most devoted of balletomanes will shell out the rather staggering \$18.95 that is asked for this stereo tape but I can assure them that their money will be well spent. Old Monteux is a marvel. Like great vintage wine, as he ages he seems to get better and better. In these excerpts from the "Sleeping Beauty" ballet, he is at the top of his form and conducts with such virility and spellbinding vigor as to belie his years. Monteux' approach is more likely to find favor with true students of the ballet than with fanciers of outright symphonic interpretation of the score.

There is plenty of rousing brass and percussion of notable impact and the strings and woodwinds are particularly well reproduced. Directionality was somewhat less than we are used to in America, but was quite satisfactory and, if anything, this slight lack was more than offset by the superb realization of depth in the recording.

A long tape, it runs for nearly 44 minutes, this represents the sort of thing that many people would like to own but balk at the \$18.95 price and it is for these very long works that the 3.75 ips 4-channel tape should be ideal and, of course, will bring the price down to about one-third of this present tape.

As noted last month and as unfortunately I must note once again, because of all the furore about the stereo disc and also the fact that we are in the summer release doldrums, there aren't many new tapes in circulation with most of the manufacturers pulling in their horns and waiting to see what the market conditions will be.

## RADIO ELECTRONIC SURPLUS



### BC683 FM RECEIVER

27-39 mc. Equipped with 10 push buttons for selecting channels. Cont. variable tuning over the entire range. Unit complete with tubes, built-in loud speaker, squelch circuit, head phone jacks, schematic diagram on bottom of case. Approx. weight 34 lbs. Used, good . . . . . \$12.50 each  
12- or 24-volt D.C. Dynamotor . . . . . each \$3.95

### BC603 FM RECEIVER

Same description as BC683 except that range is 20-27 mc. This unit complete with tubes. Like New . . . . . each \$6.95  
Manual with schematic for BC603 & BC604 . . . . . \$1.00 each


### BC684 TRANSMITTER

(Used with BC683 receiver.) Used, good . . . \$4.95 each  
CRYSTALS [set of 80] for BC604 transmitter. . . \$5.00

### BC659 FM TRANSMITTER

29-40 mc, 2 channels, crystal control. Unit complete with tubes, built-in speaker and dual meter for testing filament and plate circuit. Approx. dimensions 16" x 13" x 7 1/2". Like New . . . . . each \$6.95  
Manual with schematic for BC659 . . . . . each \$1.00

### LATE MODEL FIELD RADIO IDEAL FOR MOBILE OR BACK-PACK



BC-1306. Basic component of Signal Corps SCR-694-C. Receiver-transmitter, AM, for CW, tone, or voice. 3800 to 6500 KC. MO with crystal-calibrating circuit or 2-channel crystal control. FT-243 crystal holders. Power outputs in vehicular use are 20 watts CW, 7 watts tone or voice. Field-use distance ratings are 30 miles CW, 20 miles tone, 15 miles voice. In new condition, with all tubes. Price each \$24.50

### TEST SCOPE—SYNCHROSCOPE— PULSE ANALYZER



ID-59/APA-11. Late production. Modular subassembly construction. Video amplifier is flat to 4 mc. 3BP1 presentation. Test-scope sawtooth 25-20,000 cy. Has all normal test-scope controls. As synchroscope and pulse analyzer, accepts positive or negative pulses. Video delay circuit permits leading edge of pulse to be seen. Calibrated-dial horizontal shift measures pulse durations from 0.5 to 100 microseconds. Sine-wave-oscillator calibrator measures recurrence rates from 200 to 6000 pps accurate within 0.4%. Built-in power supply requires 115v, 400 cy, 196 watts. External 60 cy power supply may be made to furnish plus 350 and -1300 vdc and 6.3 voc. In excellent condition, with all 19 tubes, schematic with parts values, parts-location pictures, operating instructions, theory explanation, and maintenance charts. Shipping weight 60 lbs. Used, good. Price each \$16.95

### BC191 TRANSMITTER

Excellent condition . . . . . Price each \$14.95



### ARC-5 ANTENNA RELAY

Consists of 2" meter 0-10 RF thermocouple and 12 VDC relay (transmitter-receiver). Meter .75 amp RF with thermocouple produces 5.4 ma D.C. full scale. Price . . . . . \$1.95 ea.

### 30-40 MC FM RECEIVER R-435/VRC-2X



Single channel, crystal controlled, covering police and fire department freq. Double conversion superhet (455 kc and 4.3 inc. I.F.'s); both oscillator and crystal control. Noise squelch, double limiter stages, loud speaker output. Contains vibrator supply, operates on 24 volts

D.C. Removable cover. Approx. dimensions: 9" X 12" X 15". Unused, good condition. Price . . . . . \$19.50

### BC-31 2N RECEIVER

Like new . . . . . \$69.00

### BC433 G COMPASS RECEIVER

200-1750 mc. Used; good condition . . . . . \$12.50

### BC733D GLIDE PATH RECEIVER

108.3-110.3 mc. Used; good condition . . . . . \$7.95

NO C.O.D.'s. REMIT FULL AMOUNT WITH ORDER. ALL PRICES F.O.B. PASADENA.

## C & H SALES CO.

2176 E. Colorado St. - Pasadena 8, Calif.

**Test for Gassy CRT's**  
(Continued from page 52)

To kill the video drive, remove two i.f. tubes in the i.f. strip. (One may leak enough signal to allow a picture.) In series-filament sets, a jumper from a video grid to common negative or a.g.c. bus will kill the signal.

Actually our test is simple despite the seemingly elaborate precautions required. Simply place the voltmeter leads across the grid resistor. Read the meter. If the grid is more than 1.5 volts positive, evidence against the tube is impressive.

Always make sure that the voltmeter shunts the grid resistor. Voltage generated across it alone must be metered. Fig. 2 shows the test as applied to the cathode-drive type of circuit. Fig. 3 shows the grid-drive variation. Direct-coupled circuits omit the coupling capacitor. In these latter types, position the brightness and contrast controls about the same as for normal operation or as close to it as possible.

A final word of caution is in order: before proceeding with this test, note the value of the picture-tube's grid resistor. If it is 100,000 ohms or over, proceed with the test. If it is below this value, temporarily add enough resistance in series, either by tacking on another resistor or a potentiometer, to bring the total resistance at least to the 100,000-ohm level.

This is recommended because, when resistance in the grid circuit is too low, the voltage developed across that resistance will also be low. Hence, a clear enough indication may not be obtained.

-30-

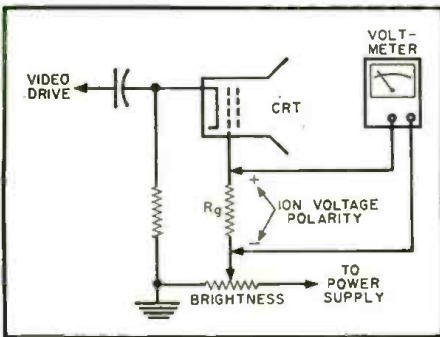
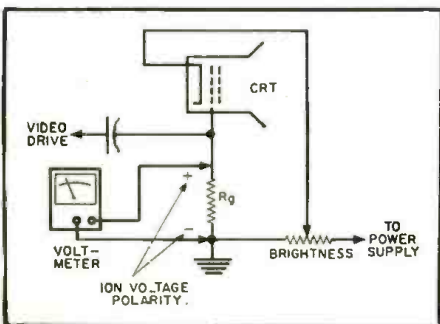


Fig. 2. The gas test set-up for a CRT whose cathode is driven by video signal.

Fig. 3. The gas test set-up for a CRT whose grid is driven with video signal.




Mr. Dealer  
**PHILCO**

offers you a Complete and Universal line of  
**FULL FIDELITY NEEDLES**

- DIAMOND
- SAPPHIRE
- OSMIUM

Now, one complete line of precision-engineered and custom-designed needles to fit every make and model phonograph and High Fidelity receiver. Every Philco needle measures up to the highest quality and life test standards. All Philco needles are individually packaged for absolute protection.



**FREE! NEEDLE COUNTER DISPLAY!**

Ask your Philco Distributor how you can get this sparkling, jewel case needle dispenser free. It's a sales-maker for you right on your counter at the point of sale.

**COMPLETE PHILCO NEEDLE CATALOG**

The most accurate, up-to-date, easy-to-read needle catalog in the industry. Cross references are complete. Illustrations are big... Makes selling easy.



**PHILCO FIDELITAPE**

will bring new customers into your store. Unequaled in uniformity of output. Guaranteed splice free. Extra strength and extra length.

**See Your Philco Distributor Today!**



**World-Wide Distribution**



- Service Parts • Power-Packed Batteries • Universal Components • Long-Life Tubes • Heavy-Duty Rotors • Star-Bright 20/20 Picture Tubes • Long-Distance Antennas • Appliance Parts • Laundry Parts • Universal Parts and Accessories

These men are getting practical training in...

# Electronics

**ELECTRICITY ELECTRONICS**

**ON REAL**  
Motors • Generators  
Switchboards • Controls  
Modern Appliances  
Automatic Electronic  
Control Units

**TELEVISION RADIO ELECTRONICS**

**ON REAL**  
TV Receivers  
Black & White and Color  
AM-FM and Auto Radios  
Transistors • Printed  
Circuits • Test Equipment

## Train in NEW Shop-Labs of COYNE

in Chicago — Electronic Center of the World. Prepare for a better job and a successful future in TOP OPPORTUNITY FIELD. Train on real full size equipment at COYNE where thousands of successful men have trained for 60 years—largest, oldest, best equipped school of its kind. Professional and experienced instructors show you how, then do practical jobs yourself on more than a quarter of a million dollars worth of equipment. No previous experience or advanced education needed. Employment Service to Graduates.

**Start Now—Pay Later**—Liberal Finance and Payment Plans. Pay most of tuition after graduation. Part-time employment help for students. Choose from nine yearly Starting Dates.

**Mail Coupon for Free Book**—"Guide to Careers." Whether you prefer ELECTRICITY-ELECTRONICS, TELEVISION-RADIO ELECTRONICS or COMBINED ELECTRONICS TRAINING, this book describes all training offered and gives all the facts to Vets and Non-Vets.

Information comes by mail. No obligation and NO SALESMAN WILL CALL.

B. W. Cooke, Jr., Pres.      Founded 1899  
**COYNE ELECTRICAL SCHOOL**  
Chartered Not For Profit  
1501 W. Congress Pkwy., Chicago 7, Ill., Dept. 78-6A

**MAIL COUPON FOR BOOK**

Coyne Electrical School, Dept. 78-6A  
1501 W. Congress Pkwy.  
Chicago 7, Ill.

Send FREE book, "Guide to Careers" and details of all training you offer.

Name .....

Address .....

City..... State .....

(I understand no Salesman will call)

# Service Association of the Month

## TESA-RTTA OF FORT SMITH, ARKANSAS

ORIGINAL thinking is an art. The most interested and most active of us, whether we are individuals or service associations, may often miss worthwhile opportunities because we tend to take the lead from others rather than from ourselves. Doing the same things that others do, but doing them better—or at least to the best of our abilities—is something in which to take pride. Even more gratifying is discovering a new thing to do.

TESA-RTTA (Television & Electronic Service Association—Radio & Television Technicians Association) of Fort Smith, Arkansas, P. O. Box 133, Ft. Smith, Ark., like many of its contemporaries, is interested in improved technical training, business management, and standardization of service charges. Like others, it has formulated a code of ethics and is working on a licensing bill. It is also considering insurance benefits. It publishes its own organ, the "TESA-RTTA Bulletin," edited by member LeRoy Ragsdale, which appears during the second week of every month. These are all to the good, but it is in the field of public relations that the group can boast of doing a truly distinctive job.

Every association must face the problem of overcoming public distrust. It doesn't help much to realize that the attitude is born of the resentment engendered by having to buy service the public needs but wishes it could do without on something it already owns. Whatever the cause, the feeling must be dealt with. In asking themselves, "What can we do as association members to counteract this attitude?" the men in the Fort Smith group have come up with a new slant. They have reworded the question to read, "What can we do as citizens to counteract this attitude?"

Acting on behalf of their group, they have become interested in a num-

ber of civic projects in their own community. They have donated TV receivers to the local youth center and to two boys' clubs. They also provide free maintenance for these sets. A local orphanage and the Joseph M. Hill School for Cerebral Palsy have received similar benefits. In addition, TESA-RTTA members have become active, as a group, in the Fort Smith civil defense program, having equipped about 30 vehicles so that they can be converted to emergency ambulance service in minutes. Also, acting as members of their association, they have donated blood to the Red Cross. Not content with these activities, they manage to assist the Salvation Army and the Marine Reserve in the annual "Toys for Tots" campaign.

One result of these interests has been favorable publicity for the association in the local newspaper. More important, this notice merely reflects the attitude of the local citizenry. How is it possible to have any feeling but one of trust and respect toward these people? Also important is this fact: practical consideration aside, TESA-RTTA members have discovered that they are getting another, inwardly felt bonus out of their efforts. In their own words, "We feel that we get a lot of very favorable publicity from our civic duties and, of course, the self-satisfaction derived from it. We feel that all TV associations should be active in civic work."

President of this civic-minded group is James Crouch. Other officers include Tony Holzman, vice-president; O. W. Donald, secretary; Bill Gravely, treasurer; and LeRoy Ragsdale, publicity chairman. As its name indicates, TESA-RTTA is a member of NATESA. Elections are held every December, meetings every month. Organized in 1953, the group boasts 25 members.

Would you like us to feature your association here? Send in the coupon!

Service Editor  
RADIO & TV NEWS  
1 Park Avenue  
New York 16, New York

We want to tell you more about our association. Please send us your questionnaire.

Name of Association .....

Mailing Address .....

Name of President or Corresponding Sec'y .....

# VIDEO ELECTRIC COMPANY says: DOWN WITH RISING COSTS OF ELECTRON TUBES OVER ONE MILLION USED TUBES TO SELECT FROM at only

Each and every tube is tested by our supplier under actual operating conditions in Radio, FM, Hi-Fi, Industrial Equipment and Television Chassis or Intricate Testing Equipment for Mutual Conductance and Life Test.

Below is a Partial List of Over Three Hundred Popular Types!  
Write for Free Complete List and Order Blank!

0A2	5AK4GT	6BC5	6L7	7J7	19
0B2	5A24	6BC7	6N7	7Q7	19AU4GT
0Z4	5BK7	6BC8	6Q7	7X7/XXFM	19BG6G
1A5GT	5BR8	6BD6	6S4	7Y4	1918
1A7GT	5BQ7	6BE6	6S8GT	7Z4	24A
1B3GT	5C8B	6BE8	6SA7	12A8	25AV5
1C5GT	5J6	6BF5	6SB7Y	12AB5	25AX4
1H4G	5T8	6BF6	6SC7	12AQ5	25BQ6
1H5GT	5U4G	6BG6G	6SF7	12AT6	25DN6
1I6	5U4GB	6BH6	6SG7	12AT7	25L6GT
1L4	SUB	6BK5	6SH7	12AU6	25W4GT
1L6	5V4G	6BK7	6SJ7	12AV5	25Z6
1N5GT	5V6GT	6BL7GT	6SK7	12AV6	26
1Q5GT	5X8	6BN6	6SL7GT	12AV7	35A5
1R5	5Y3GT	6BQ6GT	6SN7GT	12AX4GT	35B5
1S5	5Y4G	6BQ7	6SR7	12AX7	35C5
1T4	6A7	6BS8	6SS7	12B4	35L6GT
1T5GT	6A8	6B7GT	6T4	12BA6	35W4
1U4	6AB4	6BY6	6U4GT	12BA7	35Z5GT
1U5	6AB7	6BZ6	6U5	12BA7	37
1V2	6AC7	6C4	6U8	12BF6	39/44
1X2	6AF4	6C5	6V3	12BH7	42
2A3	6AG5	6C6	6V6	12BK5	43
2A7	6AG7	6CB5	6W4GT	12BQ6	45
2AF4	6AH4GT	6CB6	6W6GT	12BR7	50A5
3AL5	6AK5	6CD6G	6X4	12B7	50B5
3AU6	6AL5	6CF6	6X5	12BV7	50C5
3AV6	6AM8	6CG7	6X8	12CA5	50C6
3BC5	6AN8	6CL6	6Y6G	12D06	50L6GT
3BE6	6AQ5	6CM6	7A5	12F5	50X6
3BN6	6AQ6	6CM7	7A7	12J5	50Y6
3BY6	6AQ7GT	6CN7	7A8	12K7	56
3CB6	6AR5	6CS6	7B4	12L6	57
3CF6	6AS5	6CU6	7B5	12M7	58
3CS6	6AS7G	6D6	7B6	12N7	71A
3DT6	6AT6	6DE6	7B7	12S7	75
3LF4	6AT8	6DQ6	7C4	12SL7GT	76
3Q4	6AU4GT	6DT6	7C5	12SN7GT	77
3Q5GT	6AU5GT	6E5	7C6	12S7	78
3S4	6AU6	6F6	7C7	12SR7	80
3V4	6AU8	6F8	7E5	12SV7	84/6Z4
4BC8	6AV5GT	6H6	7E6	12V6GT	117L7GT
4BQ7A	6AV6	6J4	7E7	12W6GT	117N7GT
4BZ7	6AW8	6J5	7F7	12X4	117P7GT
5AM8	6AX4GT	6J6	7F8	12Z3	117Z3
5AN8	6AX5GT	6K7	7G7/1232	14A7/12B7	117Z6
5AQ5	6B4G	6K8	7H7	14B6	
5AS8	6B8	6L6		14Q7	
5AT8	6BA6				
5AU4	6BA7				
5AV8					
5AW4					

THE TUBES ADVERTISED HEREIN ARE NOT NECESSARILY NEW TUBES BUT MAY BE ELECTRICALLY PERFECT FACTORY SECONDS OR USED TUBES AND ARE SO MARKED.

**GUARANTEE:** We guarantee to replace FREE for one (1) year any tube purchased from us which fails to function efficiently under actual operating conditions. Refunds will be made promptly for any defective merchandise within 5 days of receipt.

## WE HAVE OVER 1000 USED TV SETS

At All Times In Our Huge Warehouse

Buy one or more of these WORKING TVs to sell or use as your own second set! All sets in GOOD WORKING condition!

Your Choice—Console or Table Model

10" ...	\$23.00	17" ...	\$46.00
12" ...	\$28.00	19" ...	\$58.00
14" ...	\$33.00	20" ...	\$64.00
16" ...	\$40.00	21" ...	\$72.00
24" ...	\$99.00		

When ordering TVs, state whether table model or console is desired. Also, preference on make of set. All TVs sent railway express F.O.B. Newark. On any quantity, WIRE or CALL today!

## FREE POSTAGE

in U.S.A. and Territories on orders over \$5.00. 25¢ handling charge on orders under \$5.00. 25% deposit required on C.O.D.'s. Please send approximate postage or freight on Canadian and foreign orders. Subject to prior sale.

Phone Humboldt 4-9848

# VIDEO

**ELECTRIC COMPANY**  
9-15 6TH STREET, HARRISON, N. J.



now **PHOTOFACT** makes  
"duck soup" of tough  
Printed Board Servicing

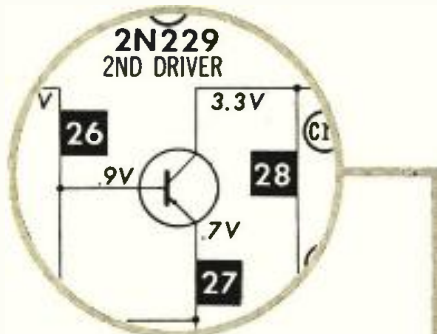
with

**CIRCUITRACE\***  
TRADE MARK

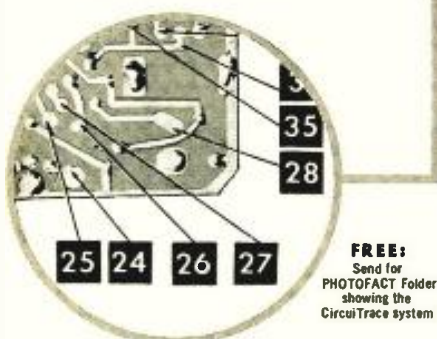
exclusive new SAMS feature eliminates costly hunting for test points... no more maze to trace... no need to flip-board... makes printed board servicing fast and easy!

here's how **CircuitTrace** works:

**1** All test points are clearly shown on the schematic and each is plainly coded...



**2** The test points are similarly coded on the printed board photo so you instantly know where to apply the test!



Now, more than ever, you need **PHOTOFACT**! It's the best way to keep up with servicing trends, to maintain your leadership, to build your earning power. Be a regular monthly subscriber to **PHOTOFACT**. Sign up with your Distributor.

subscribe to **PHOTOFACT** today!

**HOWARD W. SAMS & CO., INC.**  
2203 E. 46th St., Indianapolis 6, Ind.

- Send FREE Folder showing CircuitTrace  
 I am interested in subscribing to **PHOTOFACT**

My Distributor is \_\_\_\_\_

Name \_\_\_\_\_

Address \_\_\_\_\_

City \_\_\_\_\_ Zone \_\_\_\_\_ State \_\_\_\_\_

**Mobile System**  
(Continued from page 56)

form can be de-magnetized if it is suspended by a string into the field of a medium power final amplifier coil for a few moments and then withdrawn while the power is still on. It should be pointed out that many soldering guns put out a strong enough field to magnetize one of these cores, so they should be approached with caution.

When alignment and tracking adjustments have been completed, the final amplifier plate circuit can be tuned up. This is a low-"Q" circuit because of the antenna radiation and will not show much of a dip in the plate current as the circuit is tuned through resonance. On the 10-meter band, resonance should occur with about 10  $\mu$ fd. of tuning capacitance if the coil has been properly made. In general, the more capacitance required to resonate the "L" network, the heavier will be the loading.

The adjustment of the loading of an "L" network is somewhat tricky, but the circuit gives excellent bandwidth in this application and is well worth the extra effort.

The characteristic impedance of the quarter-wavelength transformer feeding the antenna is a major factor in controlling the final amplifier loading. A tube requiring a relatively low impedance plate load, such as the two sections of the type 829 in parallel, calls for two 50-ohm transformer sections in parallel, while the single 1625 tube used by the author needs three. Intermediate values can be obtained by combinations of 50- and 75-ohm cable. If the 90-ohm cables, such as RG-71/U, are considered, it must be remembered that they do not use a solid dielectric filler and therefore do not have the same velocity of propagation as the lower impedance cables. This means that while an electrical quarter-wavelength in 50- or 75-ohm cable will be approximately 5' 4", a quarter-wavelength in the 90-ohm cables will be about 6' 9", so be sure of your cables.

After the final amplifier has been tuned, the parallel trimmer capacitor,  $C_{16}$  can be adjusted to minimize second harmonic transmission which will come in on Channel 2 of the family TV. Then a re-touch of the final tuning capacitor and the tune-up is completed.

**Design Variations**

Practically nobody ever wants to build anything as a "Chinese copy" complete to the last screw, so this section is included to give the experimentally minded individual something to work on.

Consideration of the frequencies used in the receiver's frequency conversions will show that the system can easily be changed to 20-meter operation by re-designing the r.f. and first mixer grid circuits in the converter and re-setting the frequency limits of the tuned local oscillator. Modifica-

**TEST EQUIPMENT**

Frequency Meter BC 221 or LM type—like new	\$75.00
Freq. Meter TS 173/UR—\$175.00, 115V Supplies	10.00
L & N Wheelstone Bridge, Excellent Condition	115.00
Freq. Meter—TS-127/U 375-725 MC—new	45.00
Scope, 5-inch, Dumont 304-H—like new	175.00
Scope, 3-inch Dumont 224—Excellent condition	75.00
Ballantine No. 300 V.T.V.M.—new	95.00
Scope, RCA WO-88A, 5-inch—like new	95.00
Scope, Eico 425, 5-inch—Excellent condition	40.00
Hickok 10A TV-FM Signal Gen.—good condition	115.00
RCA Rider Chanalyt—an all-around tester	50.00
Sola C.F. Exam-eter, Cond. tester—new	45.00
Tube Checker, Hickok 550X Dyn. Mult. Cond.	25.00
Signal Generator I-208, 115V or 12V	65.00

**RECEIVERS**

These Receivers are all in excellent condition.

National 98	\$95.00	Halicrafters S-96	\$150.00
Halicrafters SX-28	95.00	Halicrafters SX-27	95.00
RBS or RBM 2-20 MC	60.00	HRO Senior	110.00
B.C. 342	70.00	Wilcox F-3	20.00
WWV Receiver—Berkley 555—Excellent Cond.	115.00		
Super Pro with 110V supply	110.00		
AR 8511 Navy Receiver to 23 MC	50.00		
Teletype Rec. II tubes, P. Sup. less tuning unit	20.00		
RCA AVR-20-A1 80 mtr.	22.00		

**TRANSMITTERS**

Johnson Ramber	\$175.00	ATD-2-15.8 MC. Ph. CW550.00	
Eldico SSB Jr.	45.00	B.C. 191or375withU.S.	45.00
Lettinge 240	45.00	GF-11 3 coil sets	12.00
Sonar SRT-120 with power supply	150.00	SCR-522 T & R New	40.00
ARG-5, Command, Xmitters & Receivers. Write for prices.			

**TRANSFORMERS & CHOKES**

Sola Constant Voltage 115V-1KVA—\$75.00 3KVA	\$150.00		
32 V. 2 Amp. and 2 Amp. Rectifier Combination	5.95		
Collins Modulation 20-watt or more I-1, 500-5000	1.95		
3750-0-3750 V. 250 MA \$19.00	10 HY—250 MA	2.75	
550-0-550—220 MA plus	5.95	8 HY—200 MA	2.50
2.5 V. 10 AMP. 10 KV.	2.95	8 HY—150 MA	2.00
6.3 V.—5 AMP.	1.95	25 HY—100 MA	2.00
6.3 V.—20 AMP.	2.75	15 HY—100 MA	2.00
7 or 8V. 10 AMP.	2.95	Dual 9 HY—100 MA	
24 V. 1 AMP.	1.95	10 HY—75 MA	2.50

**PANEL METER SPECIAL**

10, 15, 25, 200 or 500	30 Amp. A.C. 2"	\$4.50	
MA, 2 or 3 inch.	50 Amp. D.C. 2"	5.95	
1 MA. Sp. scale 2"	3.95	20 $\mu$ a short scale 3"	6.50
10 $\mu$ a, Sp. scale 2"	3.95	200 $\mu$ a, 2-inch	4.50
Blower 115 V. A.C. 100 CFM New			8.95
Blower 115V. A.C. Dual, 50 CFM New			7.95
Rotary Inductor, 1 KW—\$14.00, 500 Watt			4.95

Prices on the above items are based on fair values; some items are new—some used.

**WE BUY—TRADE—SELL**

**WANTED**—Commercial, Receiver, Xmitters, Test Equip.  
**REPAIR SERVICE**—We repair and calibrate the above. Enclose sufficient postage. Excess returned, 25% with C.O.D. orders. Write for bargain bulletin.

**Algeradio Electronics Co.**  
236 No. Franklin St., Ph. IV 9-0808 Hempstead, N.Y.

**AN/APR-4 UHF-VHF RECEIVER**

This is a precision receiver covering 38-1000 mc. The set utilizes 5 tuning units with direct reading dials in megacycles. The receiver has a wide and narrow band-width 30 mc I.F. strip which may be selected at will. An output meter is provided to measure signal strength. Outputs are provided for a pulse analyzer and pan adaptor. 110V AC, 60-2600 cycle. With 3 tuning units, excellent... \$159.50  
**HI-FI HEADSET**—Uses annular grooved plastic fibre cones with voice coils as in speakers, and brand new Rubber Ear pads to obtain spacing for correct acoustical load. **GIVES FINEST MUSIC REPRODUCTIONS!** Imp.: 300 Ohms per unit or 600 ohms when wire series.  
Brand New .....\$9.95  
HS33-600 ohm.....new \$7.95  
HS23-2000 ohm.....new \$4.95  
CD307—Ext. Cord for above.....new 97c

**ARB/RCA SIX TUBE ALL purpose super het RECEIVER** covering 195 KC to 9000 KC including weather lighthouse, aircraft radio range broadcast, marine and amateur 160 meter, 80 meter, 75 meter and 40 meter, with tubes, 24 volt dyno. and schematic. **\$17.95**

**EXC.** Accessories for remote tuning, \$5.00 per set. See June 1958 "CQ" for conversion

**BC-659 FM Receiver-transmitter, xtal controlled, two channels, freq. range 27-38.9, 9 mc. 13 tubes, built-in speaker, dual meter for testing filament and plate circuits. \$6.95**  
**EXC.** Brand New .....\$10.95

**BC603. Ten Channel Push-Button on continuous tuning FM Receiver 20 to 27 Mc, complete with tubes, speaker, squelch circuit.**  
Brand New .....\$12.95  
Exc. ....\$6.95

**BC669. Six Channel Crystal Controlled, 50 Watt Radio Telephone, 1600 to 4500 KC. Ideal for boats or land station, less power supply. Used .....\$59.50**

**DYNAMOTORS**

12 Volt inp.—385V—500 MA out. New....\$5.95

12 Volt inp.—220V—100 MA out. New....\$4.95

WRITE FOR LATEST FLYER

**R W ELECTRONICS**  
2430 S. Michigan Ave., Dept. N, Chicago 16, Ill.  
Phone CALumet 5-1281

tions to the transmitter section would require re-tuning the plate circuits of the mixer, buffer, and final amplifier to the 20-meter band.

If exclusive operation on the 20-meter band is considered, the reduced tuning range allows simplification of the design. Gang tuning of the r.f. and mixer grid circuits in the converter, for example, would no longer be necessary. These circuits could be peaked near the center of the band and then left. A single-section tuning capacitor would therefore suffice and it would become convenient to construct the converter and the transmitter as a single unit to be mounted in the trunk of the car. At the driver's position, all that would be required would be the remote tuning unit of the local oscillator, consisting of the toroid coil, the tuning capacitor, and appropriate trimming and padding capacitors. Also required would be an "off-on" switch for the system and a jack for the microphone.

Because of the two-band possibilities, a bandswitching system should be possible, where the lower frequency band is reached by throwing additional capacitance across the tuned circuits. Switching in this way should not affect the tracking ability of the system and offers a most interesting field for further development.

### Results

The frequency stability of the toroid coil oscillator is good enough to permit reception of 1C-meter SSB signals while riding over rough roads. The necessary b.f.o. was provided by a 190 to 550 kc. ARC-5 receiver which replaced the car radio receiver. The usual skip contacts are made whenever QRM and propagation conditions permit. A contact was made with London on a Sunday afternoon but this is, of course, exceptional for any mobile rig. Operating this rig has left the writer with the feeling that if you can hear them, you can work them.

In conclusion, the effort involved in designing and building this mobile system has proven worthwhile. Mobile operation becomes a real pleasure when the transmitter is always on frequency, ready to answer a "CQ", or to break in on an established contact, for a roundtable discussion.

### HANDY MIKE COVER

By MORRIS DORSEY

**O**WNERS of ham gear, tape recorders, and p.a. systems can protect their microphones and thereby lengthen the "working life" of each mike if they will seal out as much dampness and moisture as possible.

One way of doing this is to use a piece of "Saran" wrap to cover the mikes when they are not in actual use. Since "Saran" completely seals whatever it is wrapped around, it makes a good moisture-proof cover for such delicate gear.

The wrap is easy to remove, conforms to the size and shape required, and is re-usable. This is an easy and inexpensive way of prolonging the life of any mike. Try it and see!

## DESIGNED FOR THE NEW BUSINESS RADIO SERVICE

# COMCO'S ALL NEW "580" FLEETCOM



Model 580 combination control-transistor power supply and speaker.

The new "580" is compact, light weight, has high performance, and features an original concept in Mobile equipment packaging by combining the control head, speaker, and transistorized power supply in one small easily mounted case assembly.

### FEATURES

★ HIGH PERFORMANCE... meets "split channel" technical requirements, all FCC and FCDA requirements.

★ FULL POWER OUTPUT... 35 Watts in 25-50 Mcs. 25 Watts in 144-174 Mcs.

★ BUILT-IN RELIABILITY... Preproduction Models field tested in 5 states and 3 foreign countries before starting production.

★ SMALL AND LIGHT WEIGHT... Chassis in case 13"x9 1/8"x1 1/2". Control-power Supply-Speaker case 5"x5"x3 3/8". Complete Mobile installations 24 lbs.


★ EASY TO INSTALL... "Two-unit" package so small most installations are under dash.

★ LOW COST... Complete mobile package

**\$398** f.o.b. factory

★ EFFICIENT... Transistor power supply gives high efficiency. Total standby drain 5.25 amps.

★ INTERCHANGEABLE CHASSIS... Mobile transmitter-receiver chassis instantly interchangeable with base stations in simplex systems.



"580" series transmitter-receiver chassis.

ATTENTION DEALERS!  
Write for available territories.

DESIGNERS AND MANUFACTURERS OF RADIO COMMUNICATIONS EQUIPMENT

## COMMUNICATIONS COMPANY, Inc.

FOUNDED 1938 CORAL GABLES, MIAMI 34, FLORIDA

# Now! SOLVE CIRCUIT PROBLEMS FAST!

Goodbye to trial-and-error methods. Every circuit calculation you need can now be done accurately with

## THE ALGEBRA OF ELECTRONICS

YOU'LL BE AMAZED at how easy it is to figure resistances, load inductances, impedances, etc. for ANY part of ANY electronic circuit. With this new book, THE ALGEBRA OF ELECTRONICS, you will quickly gain the tools, techniques and shortcuts needed.

### Three Great Books in One!

**First, it's a textbook.** All practical mathematical techniques explained clearly step-by-step; easy to follow by those with no more math training than high-school algebra and simple differential calculus.

**Second, it's a handbook.** Graphs and tables answer common electronic problems for those not wishing to work out complex derivations themselves.

**Third, it's a review.** Every equation is discussed, along with its practical on-the-job applications. 100 problems are shown with methods and answers provided.

**THE ALGEBRA OF ELECTRONICS** was written by Chester H. Page, Consultant to the Director of the National Bureau of Standards. Dr. Page discusses basic laws and fundamental principles, practical methods of solving simultaneous equations. He develops elementary Fourier waveform analysis, shows effects of frequency selectivity, modulation, and analyzes tubes, transistors and power supplies.

### Try It FREE for 10 Days

Whether you're a repairman, technician, or engineer, you'll find THE ALGEBRA OF ELECTRONICS both profitable and interesting. Send coupon for a FREE 10-DAY EXAMINATION. No obligation — unless you want to keep the book. Mail coupon today to

D. Van Nostrand Co., Inc.  
Dept. 3710, Princeton, N. J.  
Established 1848



127

TOPICS

340 Pages

252 Illustrations

Nonlinear Resistance  
Network Topology  
Mesh Currents  
Kirchoff's Law  
Voltage Variables  
Triangularization  
Simultaneous Equations  
Kramer's Rule  
Thevenin's Theorem  
Wheatstone Bridge  
Conjugacy  
Black-Box Variables  
Image Impedances  
Attenuators  
Capacitance  
Dielectrics  
Sinusoidal Voltage  
Energy Storage  
Series-Tuned Circuits  
Series Resonance  
Complex Phasors  
Mutual Inductance  
Transformers  
Critical Coupling  
F-M Discriminator  
Impedance Matching  
Hyperbolic Functions  
Diodes  
Amplifiers  
Transistors  
Thermal Noise  
Demodulation  
—many more

# Antenna News

## "SCOTCHMAN" DATA

Winegard Company, 3000 Scotten Road, Burlington, Iowa is currently offering two illustrated catalogue sheets which describe the outstanding features of its "Scotchman" TV antenna and supply complete details on the firm's stamp premium offer for technicians.

The "Scotchman" all-channel antenna series consists of four basic models and four attachment kits that can be combined to produce more than 30 antenna combinations. The kits allow the service technician to increase the gain and/or front-to-back ratio of each antenna to meet any reception requirements.

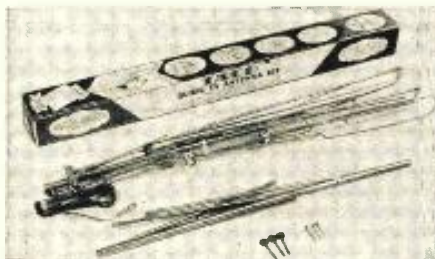
The stamps for dealers are enclosed in each antenna carton. They are redeemable for nationally advertised tool sets or more antennas.

Copies of these illustrated catalogue sheets with full information on the premium offer and the antennas covered by the offer are available without charge upon written request to the manufacturer.

## "QUIKIE" ANTENNA KITS

Technical Appliance Corporation of Sherburne, N. Y. has recently introduced the first of a series of "Quikie" antenna kits which have been designed and field tested to insure high performance and durability.

The new kits comprise a complete package with the antenna factory-assembled to the mast. The set termi-



nations are made by means of a unique clip which requires no tools to attach.

The antenna has a gold anodized finish which is nickel-sealed to the metal for permanence. The kit is packaged in an eye-catching display box which serves as a "point-of-sale" carton and promotion piece.

## "DURA-GOLD CORVETTE"

Clear Beam Antenna Corporation of Canoga Park, California has released its Model CV90 deep fringe antenna as the "Dura-Gold Corvette."

Designed to provide sharp all-channel fringe reception at moderate cost, the antenna incorporates several unique engineering principles includ-

# NEW HICKOK TRANSISTOR-RADIO TESTER



## 3 TESTERS IN 1

- ★ Tuned Receiver
- ★ AM Generator
- ★ Transistor Tester

Specifically designed with all necessary features for complete troubleshooting of transistor radios. Almost all portables made today are transistorized. With the 810 you can profit immediately from service in this large, new field. The instruction book included contains an easy-to-learn course in transistor radio servicing. Now, any serviceman can quickly troubleshoot and profitably repair transistor radios.

**TUNED RECEIVER**—200 to 500 KC for troubleshooting IF. 550 to 1600 KC for troubleshooting RF. A cathode follower input probe minimizes loading. Loudspeaker indicator for signal tracing.  
**AM SIGNAL GENERATOR**—200 to 575 KC for IF alignment. 550 to 1600 KC for RF alignment. 400 cycle audio output for signal injection.  
**TRANSISTOR TESTER**—Test circuit for checking transistors—leakage and gain.

The 810 will pay for itself in a short time . . . and give you many years of accurate, dependable service.

**\$109<sup>90</sup>**  
**NET**

## Now is the time to... TRADE UP TO A HICKOK

Ask for a demonstration of the new 810 from your Authorized Hickok Distributor.

**THE HICKOK ELECTRICAL INSTRUMENT CO.**  
10514 Dupont Ave. • Cleveland 8, Ohio

**D. VAN NOSTRAND CO., Dept. 3710  
PRINCETON, N. J.**  
(In Canada: 25 Hollinger Rd., Toronto 16)

Send for free examination—THE ALGEBRA OF ELECTRONICS. If I don't feel it can make electronic calculations clearer, easier, and faster, I may return it within 10 days; owe nothing. Otherwise, I will pay \$2.75 down, plus small delivery cost, and \$3 per month for 2 months.

Name ..... (Please Print Plainly)  
Address .....  
City ..... Zone ..... State .....

SAVE! Enclose \$8.75 WITH coupon and we will pay ALL shipping costs. Same ten-day money-back privilege.





**RADIO AND TV TUBES—INDIVIDUALLY BOXED  
MOST IN ORIGINAL STANDARD MANUFACTURERS CARTONS  
ALL FULLY GUARANTEED FOR ONE YEAR**

1A5GT	.79	6AK5	\$1.20	6SF5	.67	12SF7	\$1.06
1A7GT	.82	6AK6	.74	6SF7	.95	12SG7	.87
1B3GT	.73	6AL5	.49	6SG7	.92	12SH7	.94
1B5	.30	6AM8	.82	6SH7	.94	12SJ7	.78
1C6	.25	6AN8	.89	6SJ7	.74	12SK7GT	.49
1C7G	.30	6AQ5A	.53	6SK7	.75	12SN7GT	.67
1D6	.28	6AS5	.60	6SN7GTB	.65	12SQ7	.67
1D7G	.30	6AT6	.53	6SQ7	.67	12V6GT	.58
1H5GT	.72	6AU4GTA	.85	6T4	1.12	12W6GT	.75
1L4	.45	6AU6	.52	6T8	.90	12X4	.45
1LC5	.49	6AV6	.44	6U8A	.85	14A7/12B7	.81
1LC6	.46	6AW8A	.88	6V6GT	.58	14AF7	.88
1LM4	.60	6AX4GT	.66	6W4GT	.65	14B6	.78
1LN5	.46	6BA6	.50	6W6GT	.76	14Q7	.96
1N5GT	.48	6BA7	.92	6X4	.46	17AX4GT	.72
1R5	.63	6BA8A	.91	6X5	.56	19AU4GTA	.92
1S4	.77	6BC5	.57	6X8	.85	19	.25
1S5	.60	6BD6	.57	7AU7	.69	25AX4GT	.75
1T4	.60	6BE6	.55	7C4	.65	25BK5	.75
1U4	.60	6BF6	.49	8C7	.67	25BQ6GA/	
1U5	.55	6BH6	.73	8CM7	.75	25CU6	.99
1V2	.55	6BK5	.62	12AD6	.59	25CD6GB	1.59
1X2B	.66	6BQ6GA/6CU6	.90	12AF6	.58	25L6GT	.62
2AF4	1.02	6BQ6GT	.90	12AL5	.52	25W4GT	.73
3AF4A	1.02	6BQ7A	.89	12AQ5	.61	25Z5	.75
3AL5	.49	6BU8	.70	12AT6	.48	25Z6GT	.75
3AU6	.58	6BZ6	.55	12AT7	.74	26	.78
3BN6	.75	6BZ7	.99	12AU6	.58	27	.71
3BU8	.71	6C4	.49	12AU7A	.61	34	.25
3CB6	.58	6C5	.72	12AV6	.46	35A5	.82
3CS6	.58	6C6	.89	12AX4GTA	.72	35B5	.66
3DT6	.54	6CB6	.55	12AX7	.68	35L6GT	.65
3V4	.59	6CD6GA	1.48	12B4A	.72	35W4	.39
4BC8	1.03	6CG7	.61	12BA6	.55	35/51	.35
4BN6	.75	6CG8A	.80	12BA7	.85	35Y4	.66
4BQ7A	1.01	6CM7	.69	12BD6	.56	35Z3	.66
4BC5	.58	6CS6	.57	12BE6	.57	35Z5GT	.49
4BU8	.71	6CU6	.99	12BF6	.49	36	.25
4BZ7	1.03	6D6	.92	12BH7A	.77	39/44	.25
4CB6	.56	6DB5	.69	12BK5A	.91	41	.77
5AM8	.79	6DG6GT	.67	12BL6	.58	42	.75
5AN8	.90	6DQ6A	.99	12BL6	.58	43	.82
5AQ5	.54	6F5	.78	12BQ6GTB	1.19	45Z3	.30
5CG8	.81	6F6	.90	12BY7A	.69	50C5	.53
5J6	.71	6F6GT	.71	12C5/12CU5	.56	50L6GT	.65
5U4GB	.55	6G6G	.99	12CN5	.49	50X6	.80
5U8	.84	6H6	.70	12CX6	.56	50Y6GT	.79
5V3	.90	6J5	.65	12DK7	.81	50Y7GT	.78
5Y3GT	.39	6J6	.75	12DQ6A	1.11	57	.45
5Y4GT	.64	6J7	.90	12EM6	.75	75	.95
6A7	1.01	6K6GT	.52	12F5	.75	78	.95
6A8	.88	6K7	.90	12K8GT	.69	80	.60
6AB4	.57	6K7	.90	12K7GT	.85	83	.85
6AF4A	.95	6M8	1.15	12L6GT	.67	84/6Z4	.64
6AG5	.65	6N7	1.15	12Q7GT	.79	89	.35
		6Q7	.86	12SA7	.81	117N7GT	2.25
		6S4A	.54	12SC7	.84	117Z3	.67
		6SA7	.79	12SF5	.74	117Z6GT	1.10

**EXTRA—SPECIAL 10% DISCOUNT ON 100 TUBES OF ONE TYPE**

F.O.B. New York City—25% Deposit required with mail orders—or send full remittance to save C.O.D. charges—Minimum order \$10.00.

Rated Firms—Net 10 Days. All types subject to prior sale and price changes.

**NUCLEAR-ELECTRONICS CORPORATION**

DEPT. D—383 CONCORD AVE.

NEW YORK 54, N. Y.

and decreased ghost and reflective pickup. Mechanically, the unit is boom-braced for added rigidity and features six 1/2" seamless elements. All elements measuring over 30" are reinforced by 15" aluminum dowels. Insulators are made of low-loss weather-proof "Kralastic B."

**ANTENNA FLIERS**

Chancel Master Corp. of Ellenville, N. Y. has published five pieces of literature for TV antenna installers. They are available free upon request.

A 4-page, 2-color folder describes the approach in rotator circuit design utilized by the "Tenn-A-Liner." Two of the fliers describe the "Sky-Blazer" antenna and the "Color Prince." A third brochure tells how the u.h.f. "Para-Scope" utilizes the parabolic principle.

In addition there is a piece entitled, "Wanted For Murder: 'Salty' Waters," dealing with TV antenna installation problems created by salt air, salt water, and rain, particularly in coastal areas.

—30—

**BARGAIN HUNTING? TV SERVICEMEN!**  
Write for SENSATIONAL CATALOG  
**HENSHAW RADIO SUPPLY**  
3619 TROOST KANSAS CITY, MO.

**LOOK**  
NO FURTHER... IF YOU'RE UNHAPPY WITH "HI" HI-FI PRICES. WRITE FOR OUR UNUSUAL AUDIO CATALOG.  
KEY ELECTRONICS CO.  
120-C Liberty St., N.Y. 6.  
Phone EV 4-6071

**CONVERT TO COLOR TV**  
COLORDAPTOR—A simple 10-tube circuit and rotating color wheel converts any-size black-and-white TV, direct view or projection, to receive compatible color TV. COLORDAPTOR is simply attached to TV set, does not affect normal operation and can be built from parts experimenters have on hand.  
Complete specifications including theory of operation, complete simplified construction plans, schematic and sample color filters **\$1.95**  
Essential parts kit containing all special parts—coils, delay line, crystal, color filters—  
Up to 16" sets—**\$19.95** 17" and larger—**\$20.95**  
All other COLORDAPTOR parts, kits, motors, etc. available. Write for information and prices.  
**COLORDAPTOR, 1798 Santa Cruz, Menlo Park, Calif.**

# "ONE DOLLAR" buys

As much as \$15 worth—Everything Brand New and sold to you with a money back guarantee.

**DEDUCT 10% ON ANY ORDER OF \$10 OR OVER**

## Plus a FREE SURPRISE PACKAGE

- 515 - "JACKPOT" TELEVISION PARTS... \$1
- 40 - ASST. PRECISION RESISTORS best sizes \$1
- 3 - ELECTROLYTIC CONDENSERS 10/10-450V \$1
- 1 - 5" FM SPEAKER alnico #5 magnet... \$1
- 20 - TUBULAR CONDENSERS .05-000V... \$1
- 20 - TUBULAR CONDENSERS .25-000V... \$1
- 20 - TUBULAR CONDENSERS .001-1000V... \$1
- 100 - ASSORTED FUSES popular sizes... \$1
- 100 - ASST. 1/2 WATT RESISTORS some 50¢ \$1
- 70 - ASSORTED 1 WATT RESISTORS... \$1
- 35 - ASSORTED 2 WATT RESISTORS... \$1
- 50 - ASST. TUBULAR CONDENSERS... \$1
- 10 - 6' ELECTRIC LINE CORDS with plugs... \$1
- 5 - TV CHEATER CORDS with both plugs... \$1
- 4 - 50' SPOOLS HOOK-UP WIRE 4 colors... \$1
- 50 - STRIPS ASST. SPAGHETTI best sizes... \$1
- 100 - ASST. RUBBER GROMMETS best sizes... \$1
- 100' - TWIN LEAD-IN WIRE 300# heavy duty... \$1
- 50' - FLAT 4-CONDUCT. WIRE many purposes... \$1
- 25' - INSULATED SHIELDED WIRE... \$1
- 1 - S7 INDOOR TV ANTENNA hi-gain 3 section \$1
- 20 - ASST. TV KNOBS, ESCUTCHEONS, Etc. \$1
- 3 - ASST. TOGGLE SWITCHES spst, dpdt, etc. \$1
- 6 - ASST. SLIDE SWITCHES spst, dpdt, etc. \$1
- 4 - BAKELITE KNIFE SWITCHES dpdt... \$1
- 15 - ASST. ROTARY SWITCHES \$15 worth... \$1
- 100' - FINEST NYLON DIAL CORD best size... \$1
- 200 - SELF TAPPING SCREWS #8 x 1/2" \$1
- 35 - ASST. RADIO KNOBS screw and push-on \$1
- 100 - KNOB SPRINGS standard size 3/8" x 1/2" \$1
- 100 - ASSORTED KNOB SET-SCREWS... \$1
- 25 - ASSORTED CLOCK RADIO KNOBS... \$1
- 400 - ASST. H'DWARE screws, nuts, rivets, etc. \$1
- 50 - ASST. SOCKETS octal, noval and miniature \$1
- 20 - ASSORTED TUBE SHIELDS best sizes... \$1
- 50 - ASST. MICA CONDENSERS some in 50¢ \$1
- 50 - ASST. CERAMIC CONDENSERS... \$1
- 10 - ASST. VOLUME CONTROLS less switch \$1
- 5 - ASST. VOLUME CONTROLS with switch \$1
- 100 - VOLUME CONTROL HEX NUTS... \$1
- 20 - ASST. PILOT LIGHTS popular types... \$1
- 10 - PILOT LIGHT SKTS. bayonet type, wired... \$1
- 50 - ASST. TERMINAL STRIPS 1, 2, 3, 4 lug \$1
- 10 - ASST. RADIO ELECTRO. CONDENSERS \$1
- 5 - ASST. TV ELECTROLYTIC CONDENSERS \$1
- 25 - ASST. MICA TRIMMER CONDENSERS \$1
- 50 - TUBULAR CONDENSERS .001-600V... \$1
- 50 - TUBULAR CONDENSERS .01-400V... \$1
- 2 - ELECTROLYTIC COND. 40/40-450V... \$1
- 2 - ELECTROLYTIC COND. 40/10/10-450V... \$1
- 30 - FP CONDENSER MOUNTING WAFERS \$1
- 3 - ELECTROLYTIC COND. 80-450V... \$1
- 3 - ELECTROLYTIC COND. 50/30-150V... \$1
- 10 - HV TUBULAR CONDENSERS .001-1600V \$1
- 10 - HV TUBULAR CONDENSERS .001-6000V \$1
- 10 - HV TUBULAR CONDENSERS .005-6000V \$1
- 35 - MICA COND. 20-100 mmf & 15-270 mmf... \$1
- 35 - MICA COND. 20-470 mmf & 15-680 mmf... \$1
- 35 - MICA COND. 20-820 mmf & 15-1000 mmf... \$1
- 35 - CERAMIC COND. 20-5 mmf & 15-10 mmf... \$1
- 35 - CERAMIC COND. 20-25 mmf & 15-47 mmf... \$1
- 35 - CERAMIC COND. 20-56 mmf & 15-82 mmf... \$1
- 35 - CERAMIC COND. 20-100 mmf & 15-150 mmf... \$1
- 35 - CERAMIC COND. 20-270 mmf & 15-470 mmf... \$1
- 35 - CERAMIC COND. 20-1000 mmf & 15-1500 mmf... \$1
- 35 - CERAMIC COND. 20-2000 mmf & 15-5000 mmf... \$1
- 50 - 100Ω 1/2 WATT RESISTORS 5%... \$1
- 75 - 470KΩ 1/2 WATT RESISTORS 10%... \$1
- 50 - 470KΩ 1 WATT RESISTORS 10%... \$1
- 35 - 100KΩ 2 WATT RESISTORS 10%... \$1
- 10 - ASST. WIRE'ND RES. 5, 10, 20 watt... \$1
- 3 - AUDIO OUTPUT TRANS. 50L6 type... \$1
- 3 - AUDIO OUTPUT TRANS. 6K6 or 6V6 type... \$1
- 3 - I.F. COIL TRANSFORMERS 456 kc... \$1
- 3 - I.F. COIL TRANSFORMERS 10.7 mc FM... \$1
- 4 - OVAL LOOP ANTENNAS asst hi-gain types \$1
- 3 - LOOPSTICK ANT. new ferrite adjustable... \$1
- 12 - RADIO OSCILLATOR COILS 456 kc... \$1
- 3 - 1/2 MEG VOLUME CONTROLS with switch \$1
- 5 - 50K VOLUME CONTROLS less switch \$1
- 10 - SURE GRIP ALLIGATOR CLIPS... \$1
- 1 - GOLD GRILLE CLOTH 14"x14" or 12"x18" \$1
- 5 - SETS SPEAKER PLUGS wired... \$1
- 10 - SETS PHONO PLUGS and PIN JACKS... \$1
- 2 - \$2.50 SAPPHIRE NEEDLES 4000 playings \$1
- 5 - DIODE CRYSTALS 2-IN21 2-IN23 1-IN64 \$1
- 2 - SELENIUM RECTIFIERS 1-65 ma & 1-150 ma \$1
- 15 - ASST. TV COILS 5, 8, 9, 10, 12, 15, 18, 20, 25, 30, 35, 40, 45, 50, 55, 60, 65, 70, 75, 80, 85, 90, 95, 100, 110, 120, 130, 140, 150, 160, 170, 180, 190, 200, 220, 240, 260, 280, 300, 320, 340, 360, 380, 400, 420, 440, 460, 480, 500, 520, 540, 560, 580, 600, 620, 640, 660, 680, 700, 720, 740, 760, 780, 800, 820, 840, 860, 880, 900, 920, 940, 960, 980, 1000, 1100, 1200, 1300, 1400, 1500, 1600, 1700, 1800, 1900, 2000, 2200, 2400, 2600, 2800, 3000, 3200, 3400, 3600, 3800, 4000, 4200, 4400, 4600, 4800, 5000, 5200, 5400, 5600, 5800, 6000, 6200, 6400, 6600, 6800, 7000, 7200, 7400, 7600, 7800, 8000, 8200, 8400, 8600, 8800, 9000, 9200, 9400, 9600, 9800, 10000
- 1 - TV VERT. OUTPUT TRANS. 10 to 1 ratio... \$1
- 1 - TV CRT. SOCKETS with 18" leads... \$1
- 5 - HI-VOLT ANODE LEADS with 18" leads... \$1
- 1 - TV RATIO DETECTOR TRANS. 4.5 mc... \$1
- 1 - SET TV KNOBS standard type Incl. decals... \$1
- 1 - LB SPOOL ROSIN CORE SOLDER 40/60 \$1
- 6 - SPIN TIGHT SOCKET SET 3/16" to 7/16" \$1
- 3 - TV ALIGNMENT TOOLS 5", 7", 12" \$1

**HANDY WAY TO ORDER**—Simply tear out advertisement and pencil mark items wanted (X in square) and enclose with money order or check. You will receive a new copy of this ad for re-orders.

**ON SMALL ORDERS**—Include stamps for postage, excess will be refunded. Larger orders shipped express collect.

## BROOKS RADIO & TV CORP.

84 Vesey St., Dept. B, New York 7, N. Y.

## Behind Stereo Scene (Continued from page 43)

coded stereo system discussed in August, 1956 and June, 1957 issues of this magazine. In view of developments in other directions, it was felt that persistence with this coded idea would only add to the "confusion." But many readers evinced great enthusiasm for it as a "do-it-yourself" system of stereo—and they are not to be readily dissuaded.

We are unwilling to predict any real future for coded stereo, but a number of hard-core enthusiasts will undoubtedly continue to derive enjoyment from playing with it. Two-channel stereo is one thing (whether 45-45, *Minter*, or one of the tapes), pseudo stereo (or semi-stereo, where a single channel is "operated on" by suitable "electronics" to achieve an effect) is another; coded stereo is yet another—it gives a person with creative instinct some pride in having contributed to the *esthetic* effect.

### What about the future for tape? Will the new tape cartridges help tape to steal the disc market?

This is another question that draws divergent answers. Tape has appealed to its users for three main reasons: uninterrupted playing time; quality; and the ability to record as well as play. "Against" it has been cost and inconvenience in use as compared with disc. This is why there have been two parallel, rather than competitive, markets.

The tape cartridge makes playing time about the same as disc. Quality is anybody's guess right now. People responsible for developing the *system* claim improvements in technique have made the 3.75 ips speed, narrower track tapes equal to previous material on the 7.5 ips two-track tapes. The obvious thing here is that if, for economy purposes, this improvement can be made on 3.75 ips tapes, the 7.5 ips two-track tapes could be made *that much better*, which is true.

But right now this claim is rather difficult to prove, because early material recorded in this medium does not have a high end equal to earlier 7.5 ips tape and what has been audited thus far does not have equal dynamic range either—anywhere near.

It still has the ability to record as well as play.

However, the cost and convenience questions are still compromised—they have not yet provided the way to put tape "on a level" with disc. The ceramic cartridge makes the inexpensive disc player possible; but tape will continue to require a high-gain preamplifier for each channel, cartridge packaging or no cartridge packaging.

The convenience does not as yet equal disc. True—when it is perfected (we hope)—putting on the cartridge will be as easy as mailing a letter. But it is not as easy to pick out your favorite passage at a moment's notice and



### New ELECTRONICS KITS Guide and Directory on Sale Soon!

NOW—for the first time—you can get a 160-page guide that tells you all you need to know about putting together kits for your own hi-fi set, electronics laboratory, short-wave receiver, electronics accessories for car and boat, photoelectric eyes, pocket radios—and dozens of other electronics devices! This big, new builder's guide and directory to ELECTRONICS KITS goes on sale in October. Reserve your copy now at your newsstand or radio parts store—only \$1.00.

**ZIFF-DAVIS PUBLISHING CO.**  
434 SO. WABASH AVE., CHICAGO 5, ILL.

### 2 WAY PORTABLE RADIO SET

Sends—Receives up to 10 miles as shown

or hundreds of miles with outside antenna! 80 and 40 meter amateur radio bands (includes also Alferat and overseas broadcasts (3 to 8 mc.) POWERED WITH SELF-CONTAINED PORTABLE RADIO BATTERIES. NO AC PLUG-GINS NEEDED! Take it with you everywhere you go—Keep in contact with home, friends. Has 5 watt crystal controlled transmitter—Sensitive Regenerative Receiver. Send receiver switch. Wt. only 3 lbs. Size only 6" x 4". TESTED—PROVED—SIMPLIFIED—PRACTICAL. Full information given on quick easy to get literature.

**SEND ONLY \$3.00** (bill, ex. mo) and pay postman \$12.95 COD postage on arrival or send \$15.95 for postpaid delivery. Complete kit includes all parts, tubes, coils, plastic cabinet, easy instructions. (Set of batteries—\$2.49, crystal \$1.49). COMPLETELY WIRED AND TESTED POSTPAID \$19.95. A regular \$49.95 value—Order now before price goes up. GUARANTEED AVAILABLE ONLY FROM:

**WESTERN RADIO**      Dept. BNT-10      KEARNEY, NEBR.

we don't see how it ever can be done.

Taken all-in-all, we doubt whether the advent of the cartridge will materially alter the distribution of the market between tape and disc. The relative appeal of the two is only slightly modified. They will continue as parallel, rather than competitive, markets.

The four-track tape, as used in the tape cartridge, may well be adapted for use in regular reel-handling machines because of the much greater playing time on a given amount of tape, if the improvement in quality is really there. But two-track 7.5 ips tape will stay for a long while yet, because it offers much better quality than four-track tapes recorded at 3.75 ips.

The advent of a cheap tape player may extend the cartridge tape market, but don't expect a tape equivalent of the 45 rpm disc changer—it won't be that cheap.

**What would you advise me to do now about getting started in stereo? Should I wait or buy now?**

Take your pick and buy now. The manufacturers are just as concerned about obsolescence as you are. Whatever you buy (or already have) will not be rendered obsolete by newer developments. If you have a tape recorder, tapes will continue to be made available at the speed your machine operates. Probably, too, conversion kits will bring you up-to-date with new developments.

If you go for the new stereo on disc, whatever changes in recording technique may be introduced to get better quality in various directions will not "junk" what you have. You will still be able to play the improved records with the cartridge you buy now; and a replacement cartridge will probably make them sound even better when the time comes.

The potential for future development mentioned at the beginning of this article is on the consumer's side. The manufacturer will have to pay for it. The consumer will get the benefit with a minimum—if any—extra outlay.

-30-



October, 1958



BY *Grommes*

You turn a dial . . . and something wonderful happens!

You're there . . . reliving the original performance, hearing the songs you love with a new brilliant clarity . . . hearing the depth of life in each musical passage. Grommes Stereo is stereophonic reproduction at it's finest . . . superb fidelity with a new realistic depth . . . bringing you truly, music that lives.



Handsomely styled in gleaming gold and white set in a leatherette case

You be the judge . . . Your Grommes High Fidelity Dealer will be happy to demonstrate this exciting new line of Grommes Stereo Amplifiers.



*Grommes*—Division of Precision Electronics Inc.  
Dept. R-10, 9101 King Street, Franklin Park, Illinois

Send me full details on the new Grommes Stereo Line

Name \_\_\_\_\_  
 Street \_\_\_\_\_  
 City \_\_\_\_\_ Zone \_\_\_\_\_ State \_\_\_\_\_

# UNBEATABLE!

## SPAULDING

### "STRATO-TOWER"

FEATURING THE

# ALL NEW SCREW ANCHOR BASE


1. No Concrete Necessary
2. Completely Self-Supporting
3. Unconditionally Guaranteed  
(Base more satisfactory than concrete or your money back)
4. Absolutely No Hole To Dig
5. Fast Installation . . . Base in 15 Min., Tower in 90 Min. (2 men)
6. One Base Fits All Tower Sizes To 48 Ft.
7. Tower Completely Galvanized
8. All Riveted Construction
9. Beaded Channel Leg (Will not rust inside like tubular type towers)

No. X40B (ILLUSTRATED)  
40 FT. HIGH LIST **\$99.95**

OTHER MODELS FROM 8 FT. TO 64 FT.

U. S. Patent No. 2606560

How  
Tower  
Mounts  
On  
Screw  
Anchor  
Base




**WRITE**

today for complete literature and details on where to get Spaulding Strato-Towers for TV—Ham—Civil Defense—Industrial Communications.

**SPAULDING PRODUCTS COMPANY**

550 West Barner Street Frankfort, Indiana

IN CANADA: Delhi Metal Products Co., Delhi, Ontario



## Manufacturers' Literature

### SEMICONDUCTOR USES

The Semiconductor Division, *Hoffman Electronics Corporation*, 930 Pitner Ave., Evanston, Ill. has just issued the first in a new series of semiconductor application bulletins, "The Use of Silicon Junction Diodes to Protect Sensitive Current Devices."

The application notes illustrate how the non-linear characteristics of silicon diodes in both the forward and Zener operating regions make them ideally suited to the protection of d.c. and a.c. measuring instruments.

The applications presented include: d.c. microammeter protection, d.c. voltmeter protection, protection of microwatt relays and low-current meter-type relays, a.c. milliammeter protection, and a.c. voltmeter protection.

Copies of this bulletin are available from the company without charge. Please address your requests to Bulletin Editor in care of the firm.

### HEATHKIT FLYER

*Heath Company*, Benton Harbor, Mich. has made available a new flyer complete with order blanks.

The brochure covers the firm's complete line of kits, including test equipment and high-fidelity components. In addition, there is also a list of the company's franchised dealers. This new policy enables the customer to purchase equipment from local dealers as well as through mail orders.

### TRANSISTOR CIRCUIT BOOKLET

A new booklet, "Performance Tested Transistor Circuits" has been announced by *Sylvania Electric Products Inc.*

Designed primarily for hobbyists and students of electronics, the 60-page booklet contains a variety of circuits plus information on how to build transistorized hi-fi components, test equipment, photography light meters, and special equipment such as burglar alarms and organ metronomes.

In addition to a section on elementary transistor theory, the brochure contains 36 circuit descriptions, complete with schematics and parts lists.

Copies may be obtained for 35c per booklet from the firm at 1100 Main St., Buffalo 9, N. Y.

### NEW "MAGNEFORMER" LITERATURE

*Perma-Power Company*, 3100 N. Elston Ave., Chicago 18, Ill. has published a new multi-color catalogue sheet on its "Magneformer," a specially developed device for magnetizing or demagnetizing screwdrivers, nut runners, hammers, pliers, small wrenches, probes, tweezers, special instruments,

## CRYSTAL CONTROLLED CONVERTERS

POLICE • FIRE • COMMERCIAL



For use with 12 V. Transistor type car radios—30-50 MC.

**\$24.50**


Can be installed in seconds. Other models for 152-162 MC. range. Also complete line of conventional powered converters.

88-108 MC. FM-Program source may be used mobile or with amplifier. **\$9.95**

WRITE FOR LITERATURE

**KUHN ELECTRONICS**  
20 GLENWOOD CINCINNATI 17, OHIO

## GET INTO ELECTRONICS



V.T.I. training leads to success as technicians, field engineers, specialists in communications, guided missiles, computers, radar and automation. Basic and advanced courses in theory and laboratory. Associate degree in electronics in 20 months. B.S. in electronic engineering obtainable. ECPD accredited. G.I. approved. Graduates in all branches of electronics with major companies. Start February, September. Dorms, campus. High School graduate or equivalent. Catalog.

**VALPARAISO TECHNICAL INSTITUTE**  
Dept. RD Valparaiso, Indiana

## WANTED!

Special Purpose Vacuum Tubes; Klystrons, Magnetrans, Power Tubes; Lab Test Equipment; X, S, K bands, Signal Generator, Slotted Lines; Aircraft Communication Equipmt.

We pay top prices fast! REpublic 5-0215  
**V. & H. RADIO-ELECTRONICS**  
2033 W. Venice Blvd., Los Angeles 6, Calif.



QUAL-KITS ARE EASIEST!

Hi-Fi Amplifier Kit \$28.50

Hi-Fi AM-FM Tuner Kit \$28.95\*

And they have the finest features and specs. Fully illustrated step-by-step 28-page manual makes assembly a snap! WRITE FOR FREE CATALOG! #10% Federal Tax.

QUALITY ELECTRONICS  
319 Church Street Dept. T-10 New York 13, N. Y.

## ENGINEERING DEGREES

E.E. Option Electronics or Power  
Earned through Home Study Residence classes also available  
Colleges of Engineering, Physics, and Business Administration  
5719 Santa Monica Blvd. Hollywood 38, California

JUST STARTING IN TV SERVICE?

-- then you need us!

FREE GET STARTED RIGHT by writing for our 24 page catalog illustrating over 30 business forms and systems designed specifically for TV-Radio Service.

ON SALE AT YOUR PARTS JOBBER

Delrich Publications • 4308 N. Milwaukee • Chicago 41, Ill.

and all small tools which may be used. This portable tool can be utilized by service technicians, hobbyists, and engineers, among others, and is useful in the home, factory, or wherever small tools are used.

Write direct to the company requesting Catalogue B-139.

#### MOTEL TV BOOKLET

Blonder-Tongue Laboratories, Inc., 9 Alling St., Newark 2, N. J. is making available its new 4-page booklet, "Upgrade Your Motel."

Designed to give dealers and installers a selling tool for use in the motel market, the booklet shows one of the firm's master antenna systems in a simplified block diagram, and features lower cost, longer life, better motel appearance, and improved TV reception as the motel owners' greatest concern.

This presentation is attractively illustrated in 2-color reproduction and includes several picture stories of successful TV systems which have appeared in motel trade media.

Copies of the brochure may be obtained directly from the company or through its authorized distributors.

#### 1959 G-C CATALOGUE

The General Cement Mfg. Co. catalogue for 1959 is now available listing hundreds of new developments for the electronic industry. New aids in electronic chemicals, hardware, switches, and service tools are featured among the 80 pages of products for the radio, television, and electronic industry.

The catalogue is sectionalized for easy reference to specific categories such as alignment tools, service aids, speaker kits, test leads, switches, etc.

For a free copy of catalogue No. 158, see your local electronic parts distributor or write direct to the company at 400 South Wyman St., Rockford, Ill.

#### TRANSFORMER REPLACEMENT GUIDE

A 16-page "Stancor" publication, devoted exclusively to auto radio transformer replacement information, has been published by Chicago Standard Transformer Corp., 3501 Addison St., Chicago, Ill.

This service reference lists replacements for over 400 models of 37 manufacturers, including a special section on transistorized auto radios. They are listed by auto and radio manufacturer, as well as by year of use. Transformer replacement data for vibrator, audio, driver, and interstage transformers is given for all models listed.

The guide is available without charge from the firm's distributors or by writing directly to the company.

#### TV PICTURE TUBES

A new booklet, "There's a Big Difference in Television Picture Tubes," has been issued by Sylvania Electric Products, Inc.

The 16-page illustrated brochure describes precision manufacturing material and techniques that contribute to the life and performance of quality picture tubes. Topics covered include the choice of a tube to obtain pictures of the same high quality as those transmitted by a brand-new TV receiver and the differences between a cut-rate off-brand tube and a name-brand component.

Copies of this booklet may be obtained from the company, 1100 Main Street, Buffalo 9, N. Y.

#### MERIT HANDBOOK

Merit Coil & Transformer Corporation's new Service Technicians' Handbook is now available through its distributors.

The book lists the firm's replacements for the products of 135 television, radio, and electronics manufacturers. It is a condensed 60-page 8 1/2" x 11" version of the complete catalogue for ready reference by technicians, with replacement numbers and list prices.

#### ARGONNE CATALOGUE

Argonne Electronics Mfg. Corp., 165-11 South Rd., Jamaica 33, N. Y. has announced a new catalogue, number ASC-300.

The brochure features two of the company's new units, the AR-660 multimeter and the AR-230 power megaphone. This catalogue includes, in addition to illustrations of

The specs are the proof...now your best buy in ham equipment is

**EICO**



**New** 90-WATT CW TRANSMITTER #720  
KIT \$79.95 WIRED \$119.95

Conservative, highly efficient design plus stability, safety, and excellent parts quality. Covers 80 thru 40, 20, 15, 11, 10 meters (popular operating bands) with one knob band-switching. 6146 final amplifier for full "clean" 90W input, protected by clamper tube circuit. 6CL6 Colpitts oscillator, 6AQ5 clamper, 6AQ5 buffer-multiplier, G234 rectifier. "Noise limit" calibration on meter keeps novice inside the FCC-required 75W limit. No shock hazard at key. Wide range, hi-efficiency pi-network matches antennas 50 to 1000 ohms, minimizes harmonics. EXT plate modulation terminals for AM phone modulation with 65W input. Excellent as basic exciter to drive a power amplifier stage to maximum allowable input of 1KW. Very effective TVI suppression. Ingenious new "low silhouette" design for complete shielding and "living room" attractiveness. Finest quality, conservatively rated parts, copper-plated chassis, ceramic switch insulation. 5" H, 15" W, 9 1/2" D.



NEW UNIVERSAL MODULATOR-DRIVER #730  
KIT \$49.95 WIRED \$79.95 Cover E-5 \$4.50

Superb, truly versatile modulator at low cost. Can deliver 50 watts of undistorted audio signal for phone operation, more than sufficient to modulate 100% the EICO #720 CW Transmitter or any xmitter whose RF amplifier has a plate input power of up to 100W. Multi-match output xmr matches most loads between 500-10,000 ohms. Unique over-modulation indicator permits easy monitoring, precludes need for plate meter. Low level speech clipping and filtering with peak speech frequency range circuitry. Low distortion feedback circuit, premium quality audio power pentodes, indirectly heated rectifier filament. Balance & bias adjust controls. Inputs for crystal or dynamic mikes, phone patch, etc. Excellent deluxe driver for high-power class B modulation. ECC83/12AX7 speech amplifier, 6AL5 speech clipper, 6AN8 amplifier driver, 2-EL34/6CA7 power output, EM84 over-modulation indicator, G234 rectifier. Finest quality, conservatively rated parts, copper-plated chassis. 6" H, 14" W, 8" D.

NEW GRID DIP METER #710  
KIT \$29.95 WIRED \$49.95 including complete set of coils for full band coverage.

Exceptionally versatile. Basically a VFO with micro-ammeter in grid; determines freq. of other osc. or tuned circuits; sens. control & phone jack facilitate "zero beat" listening. Excellent absorption wave meter. Ham uses: pre-tuning & neutralizing xmitters, power indication, locating parasitic osc., antenna adj., correcting TVI, de-bugging with xmitter power off, determining C.L.Q. Servicing uses: alignment of filters, IF's; as sig. or marker gen. Easy to hold & thumb-tune with 1 hand. Continuous 400 kc - 250 mc coverage in 7 ranges, pre-wound 0.5% accurate coils. 500 ua meter movement. 6AF4(A) or 6T4 Colpitts osc. Xmfr-operated sel. rect. 2 1/4" H, 2 3/4" W, 6 3/4" L. Satin deep-etched aluminum panel, grey wrinkle steel case.

**IN STOCK!** Compare and take them home—right "off the shelf"—from 1900 neighborhood EICO dealers. For free catalog mail coupon. Over 1 MILLION EICO instruments in use throughout the world.

(Add 5% in the West)

Send for FREE CATALOG now R-10  
EICO, 33-00 Northern Blvd., L.I.C. 1, N. Y.  
Show me HOW TO SAVE 50% on 60 models of top-quality equipment (in box I have checked here:  HAM GEAR  HI-FI  TEST INSTRUMENTS. Send FREE literature and name of EICO dealer.

NAME.....  
ADDRESS.....  
CITY..... STATE.....



See EICO's Hi-Fi and Test Equipment ads on Pages 33 and 34.

Copyright 1958 by Electronic Instr. Co., Inc.

## OIL CAPACITOR SPECIAL

3 x 8 MFD (24 MFD) 600V. WVDC Size: W-3/4"xH-4/8"xD-1 1/4". Suitable for cross-over network or complete 2 or 3 section filter for any power supply... ea. **\$2.49**  
5 for \$10.00

### MINIATURE MICROAMMETER

1 1/2" Square 0-100 Micro. Suitable for grid dipper field strength, 5 meter. ea. **\$3.95**  
A BARGAIN AT

### MICROAMMETER SPECIAL

2 1/2" 0.50 Microamps. (Scale 0-5). Each **\$4.95**

### MOBILE DYNAMOTORS (Small Size)

Input 1 1/2 to 12 Volts. Output 425 V. @ 375 Ma. . . . . Each **\$12.95**  
EICOR. Input 12 V. Output 400 V. @ 180 Mils. Cont. duty or 270 Ma. Inter-mittent with brush filter. . . . . Each **\$8.95**

### FILAMENT TRANSFORMERS

Prim. 115V. cr 230V. 60 cy. Sec. 6.3V. @ 20 Amps. H-4 1/2" x W-4 7/8" x D-3 1/2". ea. Primary 110 or 220 V. 60 cy. Sec. 5 V. @ 10 Amps. Ins. 10,000 V. Small size. 2 for 47.50. . . . . Each **\$3.95**  
Pri. 115 V. or 230 V. 60 cy. sec. 6.3 V. @ 5 Amps. . . . . Each **\$1.50**  
Primary 110 volts 60 cveic. Secondary 2 1/2 V. 10 Amps. 10,000 V. Insulation. Suitable for pair of 865 tubes. . . . . **\$3.95**

### CHOKE—FULLY CASED

10 HENRY 80 Mill (unshielded) . . . . . 90c  
6 HENRY 150 Mill . . . . . \$1.50  
8 HENRY @ 200 Ma . . . . . 1.95  
10 HENRY 315 Mill . . . . . 3.95  
12 HENRY 500 Mill . . . . . 4.95  
2 HENRY 50 Mill . . . . . 3.95  
4 HENRY 900 Mill . . . . . 12.95  
6 HENRY 1.6 Amp. . . . . 4.95  
HENRY I.G. Amp. . . . . 19.95

### OIL CONDENSER SPECIALS

#### BRAND NEW

2 MFD 600 VDC .50	2 MFD 2000 VDC 1.50
3 MFD 600 VDC .60	2 MFD 2000 VDC 3.50
4 MFD 600 VDC .75	2 MFD 2000 VDC 4.95
5 MFD 600 VDC .80	2 MFD 2300 VDC 2.50
6 MFD 600 VDC .85	1 MFD 3000 VDC 1.95
8 MFD 600 VDC .95	2 MFD 3000 VDC 3.50
10 MFD 600 VDC 1.10	4 MFD 3000 VDC 6.95
12 MFD 600 VDC 1.50	4 D 6000 VDC 13.95
1 MFD 1000 VDC 1.50	1 MFD 7500 VDC 6.95
2 MFD 1000 VDC .85	1 MFD 7500 VDC 2.95
4 MFD 1000 VDC 1.35	1 MFD 12.5V . . . . . 24.95
8 MFD 1000 VDC 1.95	1 MFD 15,000 . . . . . 34.50
10 MFD 1000 VDC .75	1 MFD 25,000 . . . . . 34.50
12 MFD 1000 VDC 3.25	1 MFD 1200 VDC .45
1 MFD 1200 VDC .45	1 MFD 1500 VDC .75
1 MFD 1500 VDC 1.10	10 MFD 330 AC . . . . . 69.50
2 MFD 1500 VDC 1.40	15 MFD 440 AC . . . . . 2.50
4 MFD 1500 VDC 1.95	8 MFD 680 AC . . . . . 2.35
1 MFD 2000 VDC .85	(2000 DC) . . . . . 2.35

### REDMOND BLOWER

110V. 60 cye. .3 Amp. 1600 Rpm. 3 3/4" Blower wheel—Outlet 2" Diameter. ea. **\$7.95**  
2 for \$15.00

### SIGMA 5F RELAY

16,000 ohm in dual 8,000 ohm coils. (Can be paralleled) SPDT adjustable silver contacts. Justable armature tension. Operates on 500 microamperes or less. . . . . ea. **\$3.95**  
Write for quantity prices.

### RELAYS

Allied Relay 110 V. AC. DPST . . . . . **\$1.35**  
Claire Telephone Type 11,200 ohm coil. DPDT cont. 10 amp 125V. Sens. 4MA. ea. **\$3.95**  
Hermetically Sealed Relay Coil 110V AC 60 cy SPDT Contacts 5 Amps. . . . . ea. **\$1.50**  
110 V. AC DPDT . . . . . **\$1.75**  
Contacts 10 Amps. . . . . ea. **99c**  
6 Volt DC DPDT H.S. . . . . ea. **99c**  
12 Volt DPDT DC Relay . . . . . **\$1.35**  
12 Volt DPST Advance Relay . . . . . **\$1.05**  
Cramer Time Delay Relay, 220V 60 cy. 45 sec. adj. 2 pole DT. . . . . ea. **\$6.95**  
G.E. Plug in Relay 5 prong 10,000 ohm coil 1 mil SPDT. . . . . ea. **\$2.50**  
Telephone type relay 12 V. DC @ 10 ma. triple pole single throw. Normally open. G.E. Relay control, contains 8000 ohm relay, sensitivity 2 mils. 10 for \$9.25. ea. **\$1.10**

### PANEL METERS

G.E. WESTINGHOUSE. W.E. SIMPSON. etc.  
0-100 Micro DC. . . . . 3.50  
0-1 Mill DC (270 Weston) . . . . . 3.95  
0-500 Mill DC. . . . . 3.95  
1-0-1 Amps DC. . . . . 2.95  
0-10 Amps DC . . . . . 2.95  
0-25 Amps DC . . . . . 2.95  
18-36 Volts DC. . . . . 1.95  
0-150 V. AC . . . . . 3.49  
0-4 Amps RF . . . . . 2.95  
0-100 Micro (Scale 0-3) . . . . . 3.95  
0-1 Mill DC (0-3 1/2 KV scale). 3.95  
0-10 Mill DC . . . . . 3.95  
0-50 Mill DC . . . . . 7.95

### MISCELLANEOUS SPECIALS

N.E. 51 NEON LAMPS, Box of 10 . . . . . \$1.00  
50 OHM 6 watt (Non-inductive Resistor). ea. 35c  
3-12 MMF Erie Ceramic Trimmers. . . . . 21c  
Replacement 8' phone cord for Standard Headsets  
OHMITE TAP SWITCH Model 208 Double Pole 4-Throw. 100 Amps. AC. ea. **\$8.95**  
UTC OUNCER TRANS. Pri. 100 ohm. Sec. 125,000 ohm. Ideal for mike or phone patch. 2 for \$1.00. . . . . **59c**  
CUTLER-HAMMER TOGGLE SWITCH SPDT (3T42D)—S for \$1.50. . . . . **35c**  
Write for quantity prices on all special items

All merchandise sold on a 10 day money back guarantee basis

Min. Order \$3.00—25% with Order—F.O.B. New York

# PEAK

ELECTRONICS COMPANY

66 W. Broadway, New York 7, N. Y., WO-2-5439

the units, complete specifications and prices on each item.

For further information, write to the company at the above address.

## ENGINEERING CATALOGUE

Grayhill, Inc., 561 Hillgrove Ave., La Grange, Ill. has issued the new, 24-page engineering catalogue No. G-300.

A welcome addition to the product file of electronic and electrical design engineers, it covers the firm's complete line of miniature push-button switches, rotary switches, binding posts, test clips, and miscellaneous components.

Every part is illustrated, with most of the products also shown with exploded views. In addition, engineering drawings of all items are included, giving all standard dimensions. The price is indicated for each item.

For copies, write to the company requesting Catalogue G-300. **—30—**

## For the Record

(Continued from page 8)

in quality but in the fact that less tape is needed at the slower speed. For the true hi-fi enthusiast who is not particularly interested in economy or is not too concerned with threading his own tape, but who wants top performance from recorded tapes—we still believe that the present 2-channel, 7.5 ips stereo tape is the answer.

There are advantages and disadvantages to any one particular system and it is impossible for anyone to say which is best. Each and every individual who is interested in hi-fi must decide for himself as to which would fit his particular needs. Everyone will certainly give the stereo discs a try and many will convert to tape later. It is also quite reasonable to expect that the true hi-fi fan will end up having both tape and disc in his installation. **—30—**

## ARMY MARS TECHNICAL BROADCASTS

HERE is the October schedule for the H First Army MARS SSB Technical Net whose purpose is the dissemination of technical knowledge by radio communication.

Transmissions are on Wednesday evenings, 9 P.M. (N. Y. Time whether EDT or EST) on 4030 kc. upper sideband.

Oct. 1—"Engineering of White Alice Network" by Robert B. Stacker, Supt. Systems Engineering, Defense Projects Div., Western Electric Company.

Oct. 8—"Characteristics of SSB Power Amplifier Circuits" by Warren B. Bruene, Technical Consultant, Collins Radio Company.

Oct. 15—"Technical Facilities of Radio Free Europe" by Claude M. Harris, Director of Engineering, Radio Free Europe.

Oct. 22—"Application of Transistors to Power Supply Equipment" by Sidney Moskowitz, Vice-Pres., Electronic Research Associates, Inc.

Oct. 29—"Maser Amplifiers and Oscillators" by Dr. Gerhard Weibel, Section Head, Submillimeter Research Section, Sylvania Electric Products Co. Inc.

## MICROWAVE BARGAIN!



### TS-45A/APM-3 X-BAND TEST SETS PLUS TS-76 WAVEGUIDE AND HORN KIT AND TS-75 0-200 MICROAMMETER UNIT

Includes Thermistor-type Power Meter (—10 to +37dB relative, ±1.5dB), Coaxial Line type Frequency Meter (accurate ±5MC), full-range tuneable Klystron Oscillator (with standardizing to 10 MW CWRF output), Attenuator (adjustable, calibrated 0 to 30 DB loss), choke coupling, and 115V 60CY operated regulated power supply. Built-in provision for external modulation. Contains 723A/B or 2R25 (8400-9800 MC, 20 MW Klystron), 6V6, 2—6X5GT, Thermistors, 6SL7, VR105-30 tubes. A versatile, compact and handy instrument for many X-Band laboratory uses and for low-power transmission and reception. The TS-75 Microammeter unit includes a crystal diode. TS-45A measures 10x9 1/2x8", wt. 18 lbs. NEW WITH CABLES, SPARE PARTS AND TECHNICAL MANUAL, in original packing, \$65.00. No COD's. Ask for our informative bargain listings of the choicest Surplus and top-quality used laboratory equipment on the market.

### ENGINEERING ASSOCIATES

434 Patterson Road Dayton 19, Ohio

## SAY YOU SAW IT IN RADIO & TV NEWS

### SURPLUS

# MISSILES?!?!?

WE GOT 'EM

### 12-VOLT GENERATOR

Heavy Duty—12 Volt 55 Amp. Generator for Cars or Boats. Min. 2300 RPM. All new in Original Cases. Special . . . . . **\$22.50**

### FIELD PHONES

Type EF-8. Magneto Ringer Phones. Use 2 Flashlight Batts. for Power. Operate over wire. Approx. 2 for \$29.95 Miles. Exc. Cond. . . . . Pair **\$29.95**

### SELSYN MOTORS

110 V. 60 Cy. Selsyns. All types. Size 5 available including 5F, 5G, 5CT, 5DG, Etc. Lowest Price in the world @ **\$8.95** Per Pair

### HEADSETS

Trim Type CXX 49003, 8000 OHM Impedance. H. F. Headsets with 6 Ft. Cord. **\$3.50**

### BRUSH HEADSETS, ALL NEW

20K OHM Crystal Super Sensitive \$20.00 Value . . . . . **\$5.95**

### MAGNETS

H. Power Radar Magnets. Approx. 2000 Gauss. Alnico V. Can be taken apart and used separately or together. Will lift 5 times its own weight. All New. . . . . **\$7.50**

### VARIACS

General Radio Type 200 CU 5 Amp 0-135 Volt AC 115 V. 60 Cy. Input. Excellent Condition . . . . . **\$12.50**  
0-135 V. Out. 115 V. 60 Cy. In. @ 3 Amp. New **\$11.50**  
0-135 V. Out. 115 V. 60 Cy. In. @ 1 Amp. Used, Exc. Cond. . . . . **\$7.50**

### TYPE TS-10 SOUND POWER PHONES

Use these phones without any external theta. Use for TV installation, house to house or house to garage. Exc. Cond. Lowest price in years. Per Pair **\$15.95**

### PROP PITCH MOTORS

For your Beam Antenna: 20 Volt to 32 Volt. A.C. or D.C. 1/2 H.P. Motor: 1 1/4 GPM Gear Reduction: 7000 to 1. Used. Good. **\$16.95** Each

### RECEIVERS

Type BC 603. 20-28 MC FM 10 Channel Push Button or Continuous Tuning. Operate from 12 or 24 V. DC W/Dynamotor. Exc. Cond. with Tubes, Less Dynamotor . . . . . **\$4.95**

All prices F.O.B. S. F., Calif. Calif. orders add 3% Sales Tax. 20% Dep. on all C.O.D.'s. Purchases under \$5.00 send full amount. Items subject to prior sale.

## STANDARD SURPLUS

1230 Market St., San Francisco 3, Calif. Telephone HEMlock 1-3106

**"Collective Security"**  
(Continued from page 60)

From a business standpoint, the dealer will find his association membership invaluable in many ways. The steady growth of electronic products is opening up numerous new fields of opportunity for service dealers. Most of these new opportunities are not widely publicized. Many industrial and commercial installations of electronic or electronically controlled products are made without publicity or fanfare. Yet in many cases, these installations offer new sources of business for the service dealer who is interested in handling them. An association with an alert membership will keep its finger on new developments in its area so that interested members can take advantage of the opportunities that appeal to them.

How to promote new business poses serious problems to most dealers. With only limited resources available, the dealer must make every dollar he spends for advertising and promotion pay off. He does not have enough money to experiment, so he is inclined to use a hit-or-miss method in selecting his promotions.

In an association, dealers are able to benefit from their combined experiences with various kinds of promotions. As an example, in one newly formed association the members were all concerned with the problem of promoting their businesses effectively and economically. One dealer showed them how he used handbills, distributed by high-school students, in selected areas near his shop. The results he got from this promotion were quite impressive. Five other members of the association adopted his plan. They all found it to be the best type of promotion they had ever used. The pooling of experiences like that have been valuable to dealers who take an active part in their association meetings.

Finally, we come to the important problem of better public relations for the independent service industry as a whole. There is very little any one individual can do by himself to build public respect for his activity. He can, of course, build respect for his individual business by maintaining good customer relations. However, to be continuously successful, his business must have a steady stream of new customers flowing into it. If the public continues to regard the members of the independent service industry as a bunch of blackguards, the flow of business into all independent service shops will gradually decrease.

It is only through the collective efforts of all ethical dealers, working together in associations, that consumer respect for independent TV service shops can be earned. In short, association membership is the only long-range, business-insurance policy which an electronic service dealer can buy.

# FREE

**GIANT ALL NEW 1959**

# B-A CATALOG

**WITH THE BIGGEST SAVINGS ANYWHERE**

**A COMPLETE BUYING GUIDE FOR EVERYTHING IN**  
**RADIO TV**  
**ELECTRONICS**  
**BA 1959**  
ANNUAL CATALOG 591  
**SINCE 1927**

**180 KING-SIZED PAGES**

**EVERYTHING IN RADIO TV AND ELECTRONICS**

**100'S OF NEW ITEMS LISTED HERE FOR 1st TIME**

**21 PAGES OF BARGAINS NOT IN ANY OTHER CATALOG**

**Guarantee**  
We guarantee everything in our Catalog to be of the quality and value represented. If you are not satisfied, we will give you a full refund. Write to the nearest office for full particulars.

**RUSH COUPON TODAY!**

**BURSTEIN-APPLEBEE**

**BURSTEIN-APPLEBEE CO. Dept. M.**  
1012-14 McGee St., Kansas City 6, Mo.  
 Send Free 1959 B-A Catalog No. 591.

NAME \_\_\_\_\_  
ADDRESS \_\_\_\_\_  
CITY \_\_\_\_\_ STATE \_\_\_\_\_

**RADIO-TV SERVICEMEN — DEALERS!**

Here's a **DEPENDABLE** SOURCE of SUPPLY for RECEIVING TUBES

Nationally sold, consumer-accepted ZALYTRON Tubes are QUALITY Tubes, priced low to help you meet competition! Try them ONCE—you'll buy them ALWAYS! You be the judge: your first order and your 100th order shipped promptly on full refund guarantee! Write Today for New, Complete Catalog of Tubes and Components. Dept. RN

**1-YEAR GUARANTEE**  
**ZALYTRON**  
TUBE CORP.  
220 West 42nd St.,  
New York 36, N. Y.

**FOR THE BIGGEST BATCH . . .**

**of blockbusting buys in electronics**

**get our new, free, 32-page**


**Catalogue No. 117! It's terrific!**

**ARROW SALES, INC.**

Sales-Showrooms:  
Western: 7035 Laurel Canyon, No. Hollywood, Calif.  
Central: 2534 S. Michigan Ave., Chicago 16, Ill.  
Mailing Address: Box 3007, No. Hollywood, Calif.

# ELECTRONICS

CAREER OF  
THE FUTURE!



128 pages • 200 illustrations

## NEW EDITION OF YOUR CAREER IN ELECTRONICS NOW ON SALE

Whether you're already in electronics and are eager to get ahead or are looking for a field with a definite future—YOUR CAREER IN ELECTRONICS is a publication you're sure to profit from.

On sale now at newsstands, YOUR CAREER IN ELECTRONICS could well be one of the most important publications you've ever read. Its 128 pages are devoted to electronics—its growth, its present, its future—and how you fit into this big, exciting field. Compiled by the editors of the Ziff-Davis Electronics Division, this 1959 Edition covers:

### THE FIELD OF THE FUTURE

Career opportunities and where you fit in, how to get started, what an electronics company expects of you.

### PEOPLE AT WORK

Helpful personal experiences of men actually in electronics: a field engineer, a patent research specialist, tech writer, missile man, the owner of a radio-TV repair shop, and many more!

### GETTING THE KNOW-HOW

Important section on deciding your future, including career planning chart and aptitude test. Reports on vocational and technical schools, colleges, getting your radio operator's license, learning technical writing, how on-the-job training works.

### EARN MONEY IN YOUR SPARE TIME

How to set up a part-time service shop, design electronics gadgets, make custom hi-fi installations, sell your ideas to magazines, earn money with your tape recorder.

**YOUR CAREER IN ELECTRONICS** is now on sale. Be sure to pick up your copy now at your favorite newsstand . . . only \$1.00 per copy.

**Ziff-Davis Publishing Co., 434 S. Wabash Ave., Chicago 5, Ill.**

## Stereo Disc Conversion

(Continued from page 44)

changing over to a magnetic type head.

Existing equipment may influence cartridge choice in another way. The electronic portion of a modest system may use an a.c.-d.c. type of power supply, eschewing the power transformer. If a comparable unit is added for the second channel, grounding problems arise. Although the two chassis may be independently plugged into the power line, an inadvertent connection between them can be made through the phono pickup leads. Many stereo cartridges use three leads, with one of them common to both channels. A hot chassis in one channel could therefore be connected directly to its opposite number, which may be at earth ground. The specters of fuse blowing and equipment damage then loom.

One way to duck the problem is to use a cartridge with four leads, two for each channel. This flexibility may also assist in minimizing induced hum and ground loops. However, care must also be observed to avoid confusing the wires. For example, improper phasing of the two channels with respect to each other could damage the stereo effect. If a 3-lead cartridge is chosen for a transformerless system, there is another way to avoid trouble. The power cords to the two chassis can be strapped together so that they terminate in a single plug, care being taken that the negative or ground side of each chassis is strapped to the same lead of the joined power cord. This guards against the possibility of plugging one unit in the wrong way with respect to its opposite number.

Another problem involving cartridge leads is an old one that needs special attention. The twisting of leads is important to avoid hum, especially with high-level pickups. Where there are two shielded leads, they should be insulated from each other to avoid contact between the outer shields at any point along their length. With 3-terminal cartridges, both shields must be grounded together at one connection of the cartridge, but 4-terminal units should be grounded only through the automatic internal connections to the preamplifier(s).

Cartridge lead lengths are also important. It is usually advisable to keep them short, of course. In addition, they should be of the same length for each channel. If the phono-input leads to one preamplifier are longer than those to the other preamp or amplifier, which may be separately located, there is a chance of adversely affecting the stereo illusion by throwing the channels out of balance. Signal-level and frequency-response losses may not be the same for both channels.

Another noise problem: many record changers use a muting switch to short out the cartridge during the change cycle, thus eliminating reproduction of annoying clicks and thumps for that



# THE TOP SIX



## leadership runs in the family...

It's quite a job to bring up a family of six in this day and age. That's why it's particularly gratifying to see each of the six go right to the top in his chosen specialty.

So it is with the Ziff-Davis family of special-interest monthly magazines. RADIO & TV NEWS is far and away the world's largest selling technical electronics magazine. Each of its fellow publications is **number 1** in circulation in its field, too.

How can we be so sure? Is there anyone who actually goes around checking magazine sales systematically? There sure is! He's known as an ABC\* auditor.

Periodically, he examines our books and tells us exactly how many copies of each issue we sold. He

tells our advertisers the facts, too, and certifies his accuracy and impartiality by means of this well-known seal:



Ziff-Davis magazines are, of course, proud to carry that ABC emblem. Needless to say, we're delighted that ABC audits prove conclusively that RADIO & TV NEWS and every monthly we publish are the authoritative leaders in their fields.

\*Audit Bureau of Circulations

**ZIFF-DAVIS PUBLISHING COMPANY**  
One Park Avenue, New York 16, N.Y.

SAVE \$\$\$ DURING

# LEKTRON'S BIG DO-IT-YOURSELF BUCK-A-THON!

UP TO \$35 SAVINGS ON EACH

# \$1 POLY-PAK®



**SPECIAL BUCK-A-THON OFFER**  
**BUY 8 POLY-PAKS,**  
**PICK 9<sup>TH</sup> FREE!**  
 OFFER GOOD UNTIL NOVEMBER 1<sup>st</sup>

**70 MICA CONDENSERS**  
 .0025 to .01 to 1200 W. Silver, too! 25 lbs. values. Reg. \$28. **\$1**

**10 RADIO-TV ELECTROLYTICS**  
 10-500 mf. to 450 Vpc. Wt. 3 lbs. Reg. \$12. **\$1**

**50 KNOBS, RADIO & TV**  
 Asstd. colors, insulation. Some worth \$1 ea. **\$1**  
 Wt. 2 lbs. Reg. \$17. **\$1**

**WORLD'S SMALLEST RADIO**  
 2 x 1 x 1". KIT incl. lookeystick, jacks, diode, etc. w/ instructions. Reg. \$3. Wt. 1 lb. **\$1**

**6 SYLVANIA SILICON DIODES**  
 1N22, 1N23. Reg. \$1.56. **\$1**

**\$25 SURPRISE PACK!**  
 Large & varied asst. Radio & TV parts. Wt. 3 lbs. **\$1**

**0-60 MINUTE TIMER**  
 W/ dial & knob. Sounds clear alarm. Wt. 2 lbs. Reg. \$5. **\$1**

**40 PRINTED CIRCUIT PARTS**  
 Diodes, chokes, resistors, cond., boards. Wt. 1 lb. Reg. \$7. **\$1**

**60 SUB-MINI RESISTORS**  
 1/4" long, 20 values; 175 W. to 10 meg. Reg. \$6. **\$1**

**40 SUB-MINI CONDENSERS**  
 for transistor, printed circuit work. Wt. 1 lb. Reg. \$7. **\$1**

**2 "MICRO" VARIABLES**  
 10 to 365 mf, 1 1/2" sq. w/ shaft. Wt. 1 lb. **\$1**

**100 CERAMIC CONDENSERS**  
 Hi-Q discs, tubulars; to .01 mf. Wt. 2 lbs. Reg. \$11. **\$1**

**60-PC. CONDENSER SPECIAL!**  
 Molded, paper, ceramic, oil, mica, discs, variable. Wt. 2 lbs. **\$1**

**75-PC. RESISTOR SPECIAL!**  
 WW, precision, carbon, variable, mini types. Worth \$15. 3 lbs. **\$1**

**15-PC. TWIST DRILL KIT**  
 1 1/8 thru 1/4" by 64ths, w/ calibrated case. Reg. \$3. **\$1**

**70 TUBULAR CONDENSERS**  
 Paper, molded, oil, porc. .0002 to .5mf to 1,000V. Wt. 2 lbs. Reg. \$14. **\$1**

**MINI-METER**  
 1 3/4" dia. 0-6 Amps. AC. Wt. 1 lb. Reg. \$3. **\$1**

**4 OUTPUT TRANSFORMERS**  
 50L6, etc. Wt. 3 lbs. Reg. \$8. **\$1**

**12 POLY BOXES**  
 Clear plastic, hinged, w/ snap locks. Asstd. sizes. Wt. 1 lb. **\$1**

**HOW TO ORDER** Check items wanted. Return entire ad w/ check or M.O., including sufficient postage; excess returned. C.O.D. orders 25% down; rated, net 30 days. Print name, address WITH POSTAL ZONE NO., amount money enclosed, in margin. (Canada postage, 48c 1st lb.; 28c ea. add. lb.) EXPORT ORDERS INVITED.

**LEKTRON** 133 EVERETT AVE. CHELSEA SO. MASS.

A comprehensive manual contains detailed step-by-step instructions on assembly and operation.

### TRANSISTORIZED METAL LOCATOR

A new transistorized pipe locator and metal detector is being marketed by *Gardiner Electronics Co.*, 2545 E. Indian School Road, Phoenix, Ariz.


The circuit employs a total of eight transistors and operates from four flashlight batteries. Maximum range of the detector is 21 feet. The device may be disassembled for easy portability to and from the operating site. The instrument includes a pair of headphones and an indicating meter.

For a data sheet on the Model 162 metal detector, write the manufacturer direct.

### 1 KW. COIL ASSEMBLY

*Illumintron Engineering*, 680 E. Taylor St., Sunnyvale, Calif. has announced the availability of two new "Pi Dux" coil assemblies.

Designed especially for pi output circuits in commercial, laboratory, and amateur transmitters, the new units




are available in both 1000- and 500-watt versions. The high-frequency coil sections are silver-plated for high tank-circuit efficiency.

A brochure on these and other "Air Dux" coils is available from the manufacturer on request.

### MODULAR PRE-SET COUNTERS

The *Erie-Pacific Division of Erie Resistor Corp.*, 12932 S. Weber Way, Hawthorne, Calif. has developed a unique line of pre-set electronic counters featuring a new approach to modular design.

The Model 320 series is available in every size from 2 to 6 digits in the standard line. Each standard instru-



ment consists of an amplifier and control unit, plus any combination of plug-in two- and three-decade modules.

Designed for industrial counting, sorting, batching, winding, packaging,

Check, Measure, Inspect with this 6 POWER POCKET COMPARATOR

(Complete with Leather Case)  
**MEASURES** • Angles • Radii • Circles • Linear — in both decimal inches and millimeters.  
 Used to check: in-puts, machining on tools, dies, gauges; to check threads; chamfers, wear on cutting tools, etc.  
**HANDY! FAST! ACCURATE!**

Stock No. 30,061-DU..New Low Price..\$19.50 Pstpd.  
 Order by stock No.—Send check or M.O.—money-back guarantee!

See the Stars, Moon, Planets Close Up!  
**3" ASTRONOMIC REFLECTING TELESCOPE**  
 Mt. Palomar Type! 60 to 160 Power  
 Aluminumized and overcoated 3" diameter highspeed f/10 mirror. 60X eyepiece and mounted Barlow Lens, giving you 60 to 160 power. Optical Finder Telescope included. Sturdy, hardwood, portable tripod. Free with scope: Valuable STAR CHART and 272-page "Astronomy Book."  
 Stock No. 35,050-DU.....\$29.50 F.O.B.  
 (Shipping wt. 10 lbs.) Barrington, N. J.  
 Order by stock No.—Send check or M.O.—money-back guarantee!

**SPECIAL! INFKARED 1P25A IMAGE TUBE**  
 Stock No. 70,127-DU.....\$9.95 pstpd.  
 Order by stock No.—Send check or M.O.—money-back guarantee!

## WRITE FOR FREE CATALOG "DU"

America's No. 1 source of supply for experimenters, hobbyists. World's largest variety of Optical Items. Bargains galore! War Surplus—Imported—Domestic! Microscopes, Telescopes, Satellitescopes, Color TV Tubescopes, Infrared sniperscopes and Parts, Prisms, Lenses, Reticles, Mirrors and dozens of other hard-to-get Optical Items. Low-Cost Science Teaching Aids!

**WRITE FOR FREE CATALOG DU**  
**EDMUND SCIENTIFIC CO.**  
 BARRINGTON, NEW JERSEY

**Multicore**  
**ERSIN FIVE CORE**  
**WORLD'S FINEST SOLDER!**  
 Made especially for the RADIO AND ELECTRONIC MARKET

Guarantees your work — **FASTER! SURER! NO CALL-BACKS!**

**LOWEST POSSIBLE PRICES — PROMPT DELIVERY**

**SOLD ONLY THROUGH RADIO PARTS DISTRIBUTORS!**

Dept. MR48  
**MULTICORE SALES CORPORATION**  
 PORT WASHINGTON, NEW YORK

and other control functions, the unit will operate at a maximum rate of 5000 counts-per-second, accepting any standard waveform. Either a.c.- or d.c.-coupled inputs may be selected from the front panel. Input pulse widths as short as 1 microsecond will give adequate drive. A photocell input is provided.

Further information on these new units is available either from the parent company at 644 W. 12th St., Erie, Pa. or from the Hawthorne plant of the Division.

#### SUPERIOR V.T.V.M.

Moss Electronic Distributing Co., Inc., 3849 Tenth Ave., New York 34, N. Y. has announced a new 6" full-view-meter vacuum-tube voltmeter, the Superior Model 77.

The instrument features printed circuits, a 12AU7 as the d.c. amplifier and two 9006's as peak-to-peak voltage rectifiers, a selenium rectifier power sup-



ply to reduce heat and its subsequent component damage, plus precision 1% zero-temperature-coefficient resistors in the multiplier circuits.

There are seven d.c. voltage ranges (0 through 1500 volts) at 11 megohms input resistance; seven a.c. voltage ranges (0 through 1500 volts r.m.s.), six a.c. voltage ranges (0 through 2000 volts peak-to-peak), seven ohmmeter ranges, three decibel ranges (-10 to +18, +10 to +38, +30 to +58) all based on 0 db = .006 watt into a 500-ohm line; and zero-centered metering for discriminator alignment.

The Model 77 comes completely wired and calibrated with all accessories, including a portable carrying case. A data sheet with complete descriptive details on this v.t.v.m. is available without charge upon written request.

#### MOBILE REPLACEMENT SUPPLY

A transistorized power supply for use as a replacement for mobile transmitter-receiver power supplies of the vibrator and/or dynamotor type has been introduced by the Industrial Products Division of I. T. & T., 15191 Bledsoe St., San Fernando, Calif.

The Type QH-051 is a lightweight, compact d.c.-to-d.c. conversion unit that will power a medium- or high-power transmitter in usual ICAS rated

## Another Britener *First!*



Any Set-Any Tube  
**UNIVERSAL**



Series or Parallel  
**C-BRITE**



Grid Defects  
**RESTORER**



110° Shell Base  
**C-BRITE**



110° Button Base  
**C-BRITE**



Lowest Cost-Parallel  
**VU-BRITE**



Lowest Cost-Series  
**VU-BRITE**



3.6A King  
**COLOR BRITE**



**110°**  
by the **LEADER**  
**Perma-Power**

Designed by engineers for quality, low cost, small size. Attractively packaged for quick, easy selling... consistently profitable.

The Perma-Power TV Tube Britener design is original and unique. It is fully protected by U. S. Patent No. 2,757,316.

**Perma-Power COMPANY**  
3100 N. ELSTON AVE. CHICAGO 18, ILL.  
*Manufacturers of Electronic Equipment Since 1928*

## NEW! IMPROVED!

### SENCORE TRC4 TRANSISTOR CHECKER

Another Sencore Time-Saver



Only tester that checks car radio power transistors

**NOW CHECKS:**

- ★ **Transistors** for opens, shorts, leakage and current gain. Includes new gain test on power transistors.
- ★ **Crystal Diodes** checks forward to reverse current ratio on all diodes.
- ★ **Selenium Rectifiers** checks forward and reverse currents.

Controls are accurately set for each transistor by referring to replaceable set-up chart on rear. Test leads or socket provides for fast hook-up. See your parts distributor.

ONLY \$17.95  
 Dealer Net  
 Cannot become obsolete. Approved by leading manufacturer.

SIMPLE TO OPERATE

Mfg by **SERVICE INSTRUMENTS CORP.**  
171 OFFICIAL RD., ADDISON, ILL.

Cut out this ad now for further information



**Amazing New Handbook Takes The "Headache" Out of TV Trouble Shooting**

## Pin Point TV TROUBLES IN 10 MINUTES



SAVES TIME... ELIMINATES GUESSWORK!

Now, a simple, practical way to accurately spot the cause of trouble in any TV set, FAST! Quick, easy-to-understand tests tell you in which of 5 TV set sections to find the cause of trouble. Fool-proof Check Charts help you locate the exact trouble spot at once, from as many as 700 possibilities. Book fits easily into your tool kit for handy on-the-job use. Over 300 spiral bound fast-reference pages with 50 time-saving Check Charts; dozens of easy to understand diagrams and tests; explanations of circuits and designs. The hours and aggravation this amazing handbook can save you on a single servicing job more than pay its low price!

USE IT ON 7 DAYS FREE TRIAL!

Send no money, just the coupon. We'll rush your copy on FREE TRIAL. After 7 days, send only \$3.95 plus postage or return the book and owe nothing. Act NOW!

MAIL COUPON NOW!

Educational Book Publishing Div.  
COWNE ELECTRICAL SCHOOL, Dept. AB-RT  
500 S. Paulina St., Chicago 12, Ill.

Rush TV handbook for 7 days FREE TRIAL per offer.

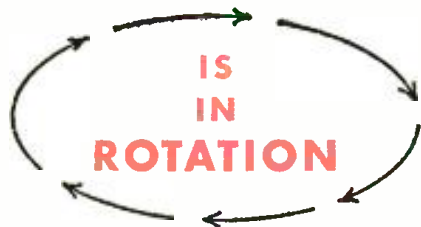
Name \_\_\_\_\_ Age \_\_\_\_\_

Address \_\_\_\_\_

City \_\_\_\_\_ Zone \_\_\_\_\_ State \_\_\_\_\_

Check here if \$3.95 enclosed. We pay postage. 7-day money-back guarantee.

**NEW  
OR  
REPLACEMENT  
THE  
BIG  
ANTENNA  
PROFIT**



And the big name in rotation is

**ALLIANCE TENNA-ROTOR**

Critical Color-TV, channel changes, new stations—these are reasons why there's nothing like Alliance Tenna-Rotor for lasting customer satisfaction.

When you recommend and install an Alliance Tenna-Rotor you do the customer a favor and you boost your profits up into the big money class.

And it's easy to sell Alliance Tenna-Rotor because it's the leader. Customers know the name through years of consistent national advertising. Sell the name and idea first, then match the customer's budget with a model from the complete Alliance Tenna-Rotor line. You'll get plenty of sales helps and free ad mats to help build this profitable business. Write for complete dealer information.



The  
**ALLIANCE**  
Manufacturing Company  
(Division of Consolidated  
Electronics Industries Corp.)  
Alliance, Ohio



service and a receiver in CCS duty. The unit requires a d.c. input of 12.6 volts at 9 amps. for rated output to 12 amps. maximum input for 150 watts output. The unit will operate on input voltages as low as 6 volts d.c., with reduced output.

The power supply is housed in an aluminum case measuring 4¼" x 7¼"



x 3¼". Mounting is by means of four captive nuts in the base.


The manufacturer will forward full specifications on this equipment upon request.

**PIANO-TYPE SWITCHES**

*International Electro Exchange, 2307 Foshay Tower, Minneapolis 2, Minn.* is acting as U. S. sales agent for a line of push-button switches made in West Germany.

The new piano-type units can be supplied with from 2 to 12 push-buttons and 2, 4, or 6 poles. They are available with "a.c.-on-off" switches and lighted push-buttons if desired. Other types handle up to 18 push-buttons in one row and each button up to 8 poles.

The switch shown in the photograph measures 5" wide, 2¾" deep, and 1¼"



high. It weighs 7½ ounces. The U. S. distributor will supply full details on any or all of the units in the line upon request.

**TRANSISTOR CHECKER**

*Valor Instruments, Inc., 13214 Crenshaw, Gardena, Calif.* has recently introduced a transistor checker of unique design which permits the rapid identification of a faulty transistor.

The checker provides instantaneous "go—no-go" indication and is compact and inexpensive. Both standard JETEC base and power transistors may be plugged in. In addition, the checker may be used for measuring leakage currents and breakdown voltages as well as identifying the transistor type. Designed especially for service tech-

*take it from a  
hi-fi dealer—*



**KNOW YOUR EQUIPMENT  
BEFORE YOU BUY!**

Any dealer will confirm it. The hi-fi fan who makes the smartest buy usually knows his equipment, prices and specifications before he even steps into a store.

Where can you get such helpful information? It's available in the HI-FI DIRECTORY & BUYERS' GUIDE—the world's most complete reference for the high fidelity fan. Virtually every piece of hi-fi equipment manufactured is listed in the 1959 HI-FI DIRECTORY & BUYERS' GUIDE—complete with prices, specifications and illustrations.

This year's edition is bigger than ever—180 pages of useful information, arranged conveniently into sections on tuners, amplifiers and preamps, record players, changers, turntables, tone arms, cartridges, tape recorders, loudspeakers and systems, enclosures and equipment cabinets.

In addition to listings, the HI-FI DIRECTORY & BUYERS' GUIDE contains helpful articles and features on what to look for, how to buy, advantages and disadvantages of different models, how to judge quality and recognize a bargain. Whether you're a hi-fi beginner or a veteran audiophile, this publication is worth its weight in diamond styli to you. Yet it costs

only \$1.00. Be sure to pick up a copy at your favorite newsstand, hi-fi salon or electronics parts dealer.

The HI-FI DIRECTORY & BUYERS' GUIDE is on sale in October—watch for it!



**Ziff-Davis Publishing Co.,  
434 S. Wabash Ave., Chicago 5, Ill.**


nicians, the unit is battery operated and provides a visual indication of good and bad transistors.

For complete specifications and price, write the manufacturer direct for a copy of the data sheet on the Model 60.

#### TUBE-TRANSISTOR TESTER

Precision Apparatus Company, Inc., Glendale, New York is now marketing a transistor-tube checker which provides comprehensive testing of tubes, transistors, crystal diodes, and TV picture tubes.

The Model 10-60 "Electronamic" features picture-tube beam current test, ultra-sensitive gas test, and the functional testing of voltage regulator tubes. Tube testing features include all-inclusive tube performance, active testing of all tube elements, dual short-check sensitivity by means of a special



low-voltage short-check circuit which prevents tube damage, and built-in pin straighteners for 7- and 9-pin tubes.

A five-window, geared roll chart provides convenient reference for all tube and transistor test settings.

Transistor and crystal diode testing facilities include  $I_{bas}$ , a wide range of collector potentials in 22 steps, direct-reading  $\beta$  ranges, and emitter-to-collector leakage checks. The crystal diode tests, with 22 d.c. voltages selectable, permit separate forward and reverse current checking.

The instrument is housed in a sturdy

# FREE! RUSH COUPON NOW FOR WALTER ASHE'S NEW 144-PAGE

**"ONE-STOP SUPERMARKET"**  
**RADIO · TV · HI-FI**  
**CATALOG**

- NEW! Amateur Communication Receivers and Transmitters
- NEW! Mobile and High Frequency Two-Way Radio Equipment
- NEW! Antennas — Beams, Verticals, Towers, Rotators, Supplies
- NEW! Tubes, Parts and Components for every purpose
- NEW! Test Equipment, Meters, Tools and Supplies
- NEW! The latest releases in Hi-Fi equipment... including special money-saving combination offers!

**1959 Edition Just Out!**

**ELECTRONIC EQUIPMENT**

## EXTRA HIGH "SURPRISE" TRADE-IN ON AMATEUR AND HI-FI GEAR

We're trading HIGH... and that means big savings to you. Tell us what used factory-built® Communications, Test


Every day of the year Walter Ashe is your ONE-STOP SUPERMARKET for everything you need in Radio... Television... Electronics! In our new catalog, you'll find the best names and the most complete selections of original and replacement parts... plus the newest in top-name Amateur High-Fidelity and Test Equipment... just received from the manufacturers—all at lowest money saving prices! You'll like doing business with Walter Ashe... the friendly house of fast service, large stocks, top values and guaranteed satisfaction. Our job is to serve you... rush the coupon for our new catalog... NOW!

**ASK ABOUT LIBERAL TIME-PAY PLAN**



FROM TRIAD

## Solve majority of deflection problems



- 8 POPULAR YOKES
- 25 NETWORK KITS
- 2 ACCESSORIES
- PACKAGED IN ALL STEEL CABINET

Most of your deflection problems as well as your yoke stocking problems are solved with the new Triad

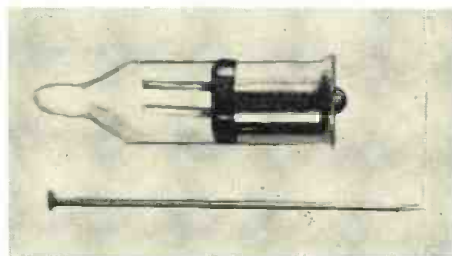
cians, hobbyists, mechanics, etc., the unit will magnetize or demagnetize screwdrivers, nut runners, hammers, pliers, small wrenches, probes, tweezers, etc. in 10 seconds. The unit operates from any 117-volt a.c. line and comes complete with instructions and a written guarantee.

For illustrated literature on the Model F-100, write the manufacturer direct.

### SUBMINIATURE NEON LAMP

*Circon Component Corporation*, Santa Barbara Municipal Airport, Goleta, Calif. is now offering a subminiature neon lamp which requires no series resistor nor external ballast.

The NE2R incorporates current control as an integral part of the internal lamp structure. The lamp measures



only 1/4" in diameter and less than 1" long. It has a midget flange base which is readily interchangeable with many assemblies already installed in equipment.

The new lamp has a life expectancy in excess of 25,000 hours. Its operation is cold and generates practically no heat. Power consumption is 1/10th watt with a design current of 1 ma.

The NE2R is available in production quantities.

### TRANSISTOR-PORTABLE KIT

*Allied Radio Corporation*, 100 N. Western Ave., Chicago 80, Ill. has added a 5-transistor portable radio to its line

# "NO NOISE" BIG 3

Beware Of Cheap Substitutes!



## NO-NOISE NEW RUBBER COAT SPRAY

- Insulates where applied
- Protects indefinitely
- Prevents arcing, shorting, corrosion
- Waterproofs thoroughly
- Non-inflammable
- Contains no plastic

6 Oz. Spray Can

**\$3.25**

Net To Servicemen

## NO-NOISE VOLUME CONTROL and CONTACT RESTORER

- Cleans
- Lubricates
- Protects
- NOT A CARBON TET SOLUTION

2 Oz. Bottle **\$1.00**

Net To Servicemen

6 Oz. Spray Can **\$2.25**

Net To Servicemen



## NO-NOISE TUNER-TONIC

With PERMA-FILM

- Economical—a little does a lot.
- Cleans, lubricates, restores all tuners, including wafer type.
- Non-toxic, non-inflammable
- Use for TV, radio and FM

6 Oz. Aerosol Can

**\$3.25**

Net to Servicemen



## ELECTRONIC CHEMICAL CORP.

813 Communipaw Avenue Jersey City 4, N. J.

# THIS CAN BE YOU

earning up to **\$25,000 a year**



here is an amazing new BUSINESS OPPORTUNITY for you

Self-service tube testers do all the work for you . . . just collect your profits once a week

features varia-  
 from 10 to 365  $\mu\text{fd}$ .  
 plastic knurled dial cali-  
 from 530 to 1600 kc. Rotation  
 degrees. The capacitor measures  
 square,  $\frac{7}{16}$ " deep, and weighs 5  
 ounces. It is catalogued as the MS-445.

### PERMA-POWER "MAGNEFORMER"

A specially developed portable device which permits the convenient magnetization or demagnetization of any small tool is being offered by *Perma-Power Company*, 3100 North Elston Ave., Chicago, Ill. as the "Magneformer."

Suitable for use by service techni-

October, 1958

Wholesale Only

## SELLING

Receivers, Transmitters, Radar, Special Purpose Tubes, Relays, Meters, Switches, Connectors, Rectifiers, Transformers, Motors & Generators, Wiring Cable, Instruments and All Electronic Components.

## RADIO & ELECTRONIC SURPLUS

14000 BRUSH STREET

Detroit 3, Mich. TO 9-3403

## ENGINEERING



### B.S. DEGREE IN 27 MONTHS

Prepare for unlimited opportunities of the Electronic Age! Earn your B.S. DEGREE IN 27 MONTHS in Aeronautical, Chemical, Civil, Electrical or Mechanical Engineering; in 36 MONTHS in Mathematics, Chemistry, Physics. Intensive, specialized courses. Comprehensive training in electronics, television, advanced radio theory and design, math, nuclear physics and electronic engineering. Engineering Science preparatory courses. Low rate. Graduates in demand. Spacious campus: 20 bldgs., dorms, gym, playing field. Earn part of your expenses in Fort Wayne while studying. G.I. approved. Enter Dec., March, June, Sept.

### INDIANA TECHNICAL COLLEGE

9108 E. Washington Blvd., Fort Wayne 2, Indiana  
 Please send me free information on B.S. ENGINEERING DEGREE IN 27 MONTHS as checked.

Electronics       Chemical       Aeronautical  
 Civil               Mechanical       Electrical  
 B.S. DEGREE IN 36 MO. IN  Math.  Chem.  Physics

Name .....

Address .....

Man's Service Aid #3  
from your distributor  
or write direct to:




**TRIAD TRANSFORMER CORPORATION**

4055 REDWOOD AVE. | 812 E. STATE STREET  
VENICE, CALIFORNIA | HUNTINGTON, INDIANA

A SUBSIDIARY OF LITTON INDUSTRIES

160



In addition, the printed-circuit board simplifies and speeds assembly, eliminating the possibility of wiring errors.

The circuit employs five transistors, a class B push-pull audio output stage which drives a 3½-inch speaker, a ferrite loop antenna, and phone-jack output for earphone listening, if desired. The company estimates that the single 9-volt battery will provide up to 200 hours playing time.

stock in stock  
can net up to

**Retail stores welcome**

Drug stores, luncheonettes, hardware stores, hobby stores, etc. welcome. The tester placed in their store because of the traffic it attracts and the commission.

**FREE booklet tells all about this booming business**

If you are interested in starting a lifetime business, then **ACT NOW** and send for **FREE** booklet to convince yourself that this is today's greatest business opportunity.

**DON'T DELAY . . . MAIL COUPON TODAY**

**CENTURY ELECTRONICS CO., INC.**

Dept. T-10, 111 Roosevelt Ave., Mineola, N. Y.

Please send me **FREE** booklet and particulars about setting-up a self-service tube tester route.

Name .....

Address .....

City ..... State .....

**RADIO & TV NEWS**



The receiver measures 3 3/4" x 7 1/2" x 1 3/4" and weighs 22 ounces. It is catalogued as the 83 Y 766. Write the company for full details.

**SECO'S V.T.V.M.**

Seco Manufacturing Company, 5015 Penn Avenue South, Minneapolis, Minn. is now in production on a new v.t.v.m. which incorporates several features unique in service-type test instruments.

The Model 208 has a large, easy-to-read 4 1/2-inch 200  $\mu$ a. meter, mounted on a sloping panel, and provides seven d.c., seven a.c., and seven ohm ranges in addition to a special EIA ohm scale to check standard color-coded resistance values and tolerance limits. Accuracy is  $\pm$  3% on all scales.

The unit incorporates a specially designed "shift-lever" function switch with all functions clearly marked and cleanly separated by positive stops for each position. Color-coding on the function switch identifies the proper probe—with the switch automatically connecting the proper probe for each function and isolating the probe not in use.

The instrument is housed in an all-metal shielded case which measures 5 1/4" wide, 8 1/2" long, and 3 1/2" high. A leather, felt-lined carrying case is available at extra cost.

**B&K TRANSISTOR TESTER**

B&K Manufacturing Co., 3726 N. Southport Ave., Chicago 13, Ill. has announced the availability of a new and improved professional-type transistor tester, the Model 150.

The instrument accurately measures junction transistor *beta*, the actual grounded-emitter current gain. The meter reads directly in *beta*. Accuracy is within  $\pm$  5%, the measurement being made with a calibrated and small a.c. signal. The built-in generator contains



a transistorized 1000 cps oscillator with buffer amplifier for isolation. Provision for calibrating its output is handled on the front panel.

The two *beta* scales read 0-50 and 0-250. Leakage current, *I<sub>co</sub>*, is read directly on the meter scale, 0-2 ma. for power transistors and 0-50  $\mu$ a. and 0-200  $\mu$ a. for other transistors.

The instrument measures 14" x 8 1/2" x 3

**RECEIVERS**

- RAX-1 Four Band 4 1/2" Dial, AVC, CW, MCW, Phone Jack, Volume Control. Voltage required 24 VDC & 200 V 80 MA. Complete with 7 Tubes. Less top cover. Good condition: Size: 16 x 7 1/2 x 7 1/2—as illustrated
- Unit #1 200-1500 KC.....\$18.95
  - Unit #2 1500-9000 KC.....18.95
  - Unit #3 7000-27000 KC.....18.95
  - R-26/ARC-5 Receiver—3 to 6 MC—Used.....7.95
  - R-28/ARC-5 Receiver—100 to 156 MC—Used.....14.95
  - ARB Receiver—190 to 9050 KC—Used.....18.95
  - (For details, see last month's ad or send for catalog.)
  - BC-652 Receiver—2 to 6 MC—Used.....24.95
  - BC-312/342 Receiver—1.5 to 18 MC—Used.....79.50
  - BC-733 Revr—108 to 110 MC—U: \$9.95 No Tubes: 4.95
  - BC-603 FM Receiver—20 to 28 MC—New.....19.95
  - BC-683 FM Receiver—27 to 38 MC—Used.....21.95
  - BC-3050 FM Revr—30 to 59 (10 MC Spread) N: 29.95
  - BC-1206 Receiver—200 to 400 KC—U: \$4.95—N: 9.95

**TRANSMITTERS:**

- BC-191 AM—100 Watt—1.5 to 12 MC—Used: \$24.95—New: \$34.95
- BC-375 AM—100 Watt—1.5 to 12 MC—U: 24.95
- BC-604 FM 30 Watt—20 to 28 MC.....New: 14.95
- BC-684 FM 30 Watt—27 to 38 MC.....Used: 14.95
- BC-1158 AM—50 Watt—53.3 to 95 MC—U: \$29.95—N: 39.95
- T-23/ARC-5—100 to 156 MC.....Used: 14.95
- BC-457 A M/Comm 4 to 5.3 MC.....Used: 4.95
- Navy/BC-696 AM/Comm.—3 to 4 MC.....Used: 4.95
- Navy Type AM/Comm.—2.1 to 3 MC—U: \$7.95—N: 8.95
- Navy/BC-459 AM/Comm.—7 to 9 MC.....Used: 8.95

**MOUNTINGS AND RACKS:**

- FT-237 Mtg. for BC-604 & BC-603—Used.....\$9.95
- FT-346 Mtg. for BC-603-683-3050—New.....4.95
- FT-253 Mtg. for BC-652 & BC-655—New.....9.95
- FT-220 for Command or ARC-5-3 receiver—New.....18.95
- FT-162 for BC-312 & BC-342—New.....2.50

**CABLES & PLUGS:**

- Cables with PL-59-64 or 61 ea. and . Each Cable: \$2.75
- TCS Cable P.S. to Trans. or Rec. to P.S. Ea. Cable: 2.75
- Battery Cable & Plug for BC-603, 683, or 3050, 2.75
- Plugs Only: SCR-522, BC-375, Command Sets. Ea. 1.00

**MISCELLANEOUS:**

- Magnets—Rams Horn—5200 Gauss.....\$12.95
- Magnets—Horseshoe, 75 lb. lift: \$4.95—25 lb. lift: 2.95
- I-208 SIGNAL GENERATOR—Used.....59.50
- Blank Paper Code Tapes: 30 Rolls \$3.00—60 Rolls 3.00
- CODE TAPES—15 Rolls to a Set—New.....18.95
- AN/AP5-4 Radar 3 CM—New.....69.50
- C-114 Leading Coil—C-161 Phone Coil.....Each: 1.95
- Navy Filters, Same as FL-8—No Cord \$1.50—W/Cord 1.95
- Tuning Units F/BC-375/BC-191—Prices from \$2.95 to 5.95
- BC-929 Radar Oscilloscope—8 Tubes—U: \$9.95—N: 14.95
- BC-1268—Oscilloscope Radar, 25 Tubes—New.....14.95
- BC-906 Freq. Meter—143 to 227 MC—U: \$7.95—N: 9.95
- RD-7/APA-23 Recorder—Used: \$22.95.....New: 29.95
- TS-365—Oscillator—376 to 418 MC—U: \$9.95—N: 12.95
- BC-1203 Audio Amplifier Modulator—New.....19.95
- Navy RDP Panoramic Adapter—Used.....34.95

**DYNAMOTORS & POWER SUPPLIES:**

- Right—DYNAMOTOR: 1000 VDC @ 350 MA. Starting Relay & Filtered: BD-77: 14 V input.....U: \$9.95—N: \$14.95
- PE-73: 28 V input.....U: \$8.95—N: \$12.95
- PL-59 High Voltage Plug.....\$ 1.00
- PL-61 Low Voltage Control Plug.....\$ 1.00



**DYNAMOTOR:**

- Left—300 VDC @ 260 MA & —150 VDC @ 10 MA. Starting Relay. Voltage Regulator, Filtered:
- PE-98: 14 V input.....U: \$12.95—N: \$19.95
- PE-94: 28 V input.....U: \$ 4.95—N: \$ 9.95
- Input Plug: \$1.00.....Output Plug: \$ 1.00

- | 12 VDC | 220 VDC | 80 MA  | DM-34      | \$ 4.95 | \$ 2.95 |
|--------|---------|--------|------------|---------|---------|
| 12 VDC | 625 VDC | 225 MA | DM-35      | 14.95   | 9.95    |
| 12 VDC | 375 VDC | 150 MA | BD-83      | 6.95    | 4.95    |
| 12 VDC | 540 VDC | 450 MA | DA-12      | 9.95    | 6.95    |
| 12 VDC | 425 VDC | 183 MA | WE-277     | 12.95   | 9.95    |
| 12 VDC | 225 VDC | 100 MA | D-402      | 8.95    | 5.95    |
| 12 VDC | 250 VDC | 60 MA  | DM-32 12 V | 4.95    | 2.95    |
| 12 VDC | 275 VDC | 150 MA | DM-64      | 8.95    | 5.95    |
| 12 VDC | 185 VDC | 210 MA | DM-40      | 4.95    | 2.95    |

- 6 VDC 640 VDC 260 MA—Reconditioned by G.E. \$12.95
- 6 VDC 420 VDC 260 MA—Reconditioned by G.E. 9.95
- 6 VDC 275 VDC 60 MA—DM-9450 86.95 4.95

- PE-120 6-12 Volt f/BC-659/BC-620.....Used: \$ 9.95
- RA-20 110 V 60 cycle f/BC-312/BC-342.....Used: 9.95
- AC f/BC-603-683-3050—Kit: \$10.00—Wired.....14.95
- AC f/Command or ARC-5—Kit: \$12.00—Wired. 18.95
- PE-125 Vibration 12 VDC—500 VDC 160 MA—N: 9.95
- PE-104 Vibrator Supply BC-654—Used.....9.95

**MARS • CD • MARINE**

- RECEIVER-TRANSMITTER BC-1306—3800 to 6500 KC. Voice 15 Mile, CW 30 Mile, MO or Crystal Control, Crystal Cab. & Net Controls.....Used: \$29.95
- PE-237 Power Supply for BC-1306—6, 12, or 24 Volt.....U: 14.95
- Large Plug to fit BC-1306 or PE-237.....Each: 1.50
- SCR-522 Rec.-Trans.—100 to 156 MC.....Used: 29.95
- RT-18/ARC-1 Rec.-Trans.—100 to 156 MC.....Used: 89.50
- BC-1335—FM Rec.-Trans.—27 to 38 MC.....Used: 24.95
- BC-658 FM Rec.-Trans.—27 to 38 MC.....Used: 14.95
- BC-620 FM Rec.-Trans.—21 to 28 MC.....New: 14.95

**PHONES • MIC'S • HEADSETS**

- EE-8 Field Telephone—Reconditioned.....\$14.95
- BD-71 Switchboard—6 Line—New: \$24.95—Used: 14.95
- BD-72 Switchboard—12 Line.....Used: 24.95
- BD-89 Switchboard Console Type, 60 Lines.....U: 100.00
- TS-9 Handset—New: \$4.95.....Used: 2.95
- T-17 Microphones—New: \$6.95.....Used: 3.95
- TS-13 Handsets—New: \$4.95.....Used: 3.95
- T-26 Microphone-F.1 Button—New: \$1.95.....Used: 1.25
- HS-30 Headset—New: \$1.50.....Used: .75
- Lip Mic—New: \$1.75.....Used: 1.00
- Throat Mic—New: .75.....Used: .50

**The WORLD'S FINEST SURPLUS BARGAINS!**  
For Details on Items Previously Advertised—SEND for FREE CATALOG #M-58!

Address Dept. RN • \$5.00 Order Minimum, & 25% Deposit on C.D.'s • Prices are F.O.B. Lima, Ohio

**FAIR RADIO SALES** 132 SOUTH MAIN ST. LIMA, OHIO

**MAIL ORDER HI-FI**

You can now purchase all your Hi-Fi from one reliable source and be assured of perfect delivery. Carston makes delivery from NY stock on most Hi-Fi, Recorders and Tape within 24 hours. SEND US A LIST OF YOUR HI-FI REQUIREMENTS FOR OUR QUOTATION.

**CARSTON STUDIOS**

215-TD East 88 St. New York 28, N.Y.

**BE INDEPENDENT**

Run Your Own TUBE Business

We'll help you start a successful "Do-It-Yourself" Tube Tester Route. Get your share of today's Big Business in Self-Service Tube Sales! This modern, Sturdy

**FREE TUBE TESTER**


included with "Package Deal" order for Nationally Sold ZALYTRON Quality Brand Receiving Tubes. For full details, write for Booklet "R"

**ZALYTRON**

TUBE CORPORATION  
220 West 42nd St., N. Y. 36, N. Y.



**WANTED!**



EQUIPMENT, COMPONENTS OR PARTS!

The more than 245,000 readers of RADIO & TV NEWS are always in the market for a good used equipment buy. So, if you have something to sell, let RADIO & TV NEWS readers know about it in our classified section.

It costs very little: just 50¢ a word, including name and address. Minimum message: 10 words. For further information, write:

Martin Lincoln  
RADIO & TV NEWS  
One Park Avenue  
New York 16, New York

*Operate your...*

- tape recorder
- P. A. system
- portable TV set
- hand tools

FROM YOUR CAR, Boat or Plane!

with



**INVERTERS**

**FOR CHANGING YOUR STORAGE BATTERY CURRENT TO A.C. HOUSEHOLD ELECTRICITY ANYWHERE... in your own CAR, Boat or Plane!**



**OPERATES PORTABLE TV SET directly from your car!**

- OPERATES**
- TAPE RECORDERS
  - DICTATING MACHINES
  - PUBLIC ADDRESS SYSTEMS
  - ELECTRIC SHAVERS
- directly from your car!



**MAKE YOUR CAR, BOAT OR PLANE "A ROLLING OFFICE!"**



**OPERATES**

- RADIOS
- RECORD PLAYERS
- MIXMASTERS, ETC.

directly from your car!



**ATR UNIVERSAL INVERTERS**

Especially designed to change 6 or 12 volt D.C. to 110 volt A.C. 60 cycles.

- for...
- EXECUTIVES
  - SALESMEN
  - OUTDOOR MEN
  - POLICEMEN
  - REPORTERS
  - FIREMEN
  - PUBLIC OFFICIALS

MODELS 6U-RHG (6 volts) 125 to 150 watts. Shipping weight 27 lbs. List price... \$89.95  
**DEALER NET PRICE... \$59.97**  
 12U-RHG (12 volts) 150 to 175 watts. Shipping weight 27 lbs. List price... \$89.95  
**DEALER NET PRICE... \$59.97**

Write for literature on other Sizes and Models of ATR INVERTERS, priced as low as \$9.95 list.

**SEE YOUR JOBBOR OR WRITE FACTORY**

- ✓ NEW MODELS ✓ NEW DESIGNS ✓ NEW LITERATURE
- "A" Battery Eliminators • DC-AC Inverters • Auto Radio Vibrators

**ATR** AMERICAN TELEVISION & RADIO CO.  
*Quality Products Since 1931*  
 SAINT PAUL 1, MINNESOTA, U. S. A.

7 $\frac{7}{8}$ " and weighs 9 $\frac{1}{2}$  pounds. The manufacturer will provide complete specs on request. Please specify Bulletin No. 150 when writing.

**DECADE BOXES**

The Distributor Division of *Aerovox Corp.*, New Bedford, Mass. has introduced a new and complete line of decade boxes especially designed for every laboratory and testing application.

Ten models comprise the line which includes three capacitance models, three resistance models, and four inductance models. Designed with precision components and of heavy duty construction, the new units provide long, trouble-free operational life, according to the company.

The exterior appearance is designed to complement other laboratory test instruments. Face plates are treated in black backgrounds with white lettering for maximum legibility. Multiple dial units have the highest value multiplier on the left-hand side so that readings are in order, as taken.

The company's local distributors are handling the line with additional information available on request from the Division.

**Stereomaster 130**  
*(Continued from page 48)*

hand speaker, and both speakers must always be in phase. When in-phase, the sounds from both speakers would be additive while out-of-phase they would tend to cancel out. Proper phasing can be achieved mechanically when hooking up the hi-fi stereo system. If stereo discs and recorded stereo tapes were standardized with regard to proper placement of the left- and right-hand channels, we would not require a stereo reversal switch. Unfortunately standards are still lacking. We have run across quite a few stereo tapes that were not recorded in accordance with more common practice and it was found that the stereo reversal feature was quite useful in that the left- and right-hand speaker systems could be interchanged without difficulty.

To simply play stereo program material one would not require any further flexibility of his preamplifier. However, there are many occasions when the hi-fi enthusiast would like to play single-channel material, whether a record, tape, or possibly an FM broadcast, and be able to reproduce any of these through either one of the speaker systems or have them combined to be reproduced through both outputs. Also, it would be particularly nice to be able to mix, for example, two programs—especially for recording purposes.

The balance control on any stereo preamplifier has a very important function to perform and should certainly not be omitted. Most tapes, and we're not too sure as yet about discs, unfortunately have quite a variation in the recording balance between the two channels and it is a rare occasion when one finds identical levels in a number

**A... Always**  
**B... Buy**  
**C... Columbia**

**FREQUENCY METERS BUYS!**  
 BC-221: 125-20,000 kc. Army version of Navy LM Frequency Meter. Complete, excellent condition and checked out... \$79.50  
 LM FREQUENCY METER: Same as above but modulated. Excellent condition... \$49.50  
 Brand new... \$75.00

NO. 15 TELETYPE  
 Less TD and some minor parts. Like new. Write for data. Note low price. \$250.00  
 Only... \$250.00

**24 V. EXCELLENT CONDITION. \$24.95**  
 RCA UHF SIGNAL GENERATOR Model 710, 370-570 MC. Good, used condition... \$39.95

**12 V INPUT 625 V @ 225 mil. output. \$7.95**  
 Excellent... \$7.95

**ARB COMMUNICATIONS RECEIVER**  
 Continuous tuning. 195-9,000 kc. 6 tubes superhet. 4 bands. Excel... \$17.95

**RCD UHF COMMUNICATIONS RECEIVER**  
 Table model. 38-1,000 MC. AM. Built-in 110 VAC power supply. Complete with tubes, plug-in tuning units. Excel... \$125.00

**SC-312 COMMUNICATIONS RECEIVER**  
 1.5-18 MC in 6 bands. Has 2 RF stages, xtal filter and 110 VAC power supply. Excel. cond. \$72.50

**SC-312 COMMUNICATIONS RECEIVER**  
 Same as above but with 12 VDC dyn. instead of 110 V. power supply. Excel... \$65.00

**BC-611 HANDY-TALKIE CHASSIS**  
 Brand new, boxed, crystal controlled. 3-6 MC. WITH ANTENNA (less tubes, coils, xtal.) A COLUMBIA SPECIAL!... \$6.95

**NEW! PERMO-FLUX HI FI HEADSETS**  
 Annular grooved plastic flared cones as in speakers PLUS padded cushions ear muffs for full acoustical load. 600 ohm. Available in monaural or binaural type. Please specify. \$7.95  
 A COLUMBIA SPECIAL!

**MC-60 TUNABLE VHF RECEIVER**  
 100-156 MC. With AC supply RA-42. New in case. Best VHF set ever made. \$75.00  
 Special

**SC-222 TWO METER BEAUTY!**  
 Power-packed VHF Transmitter-Receiver complete with all components. 100-156 MC. 4-channels. Amplitude modulation, crystal controlled. With dynamotor, control box, some plugs, AND ALL 18 TUBES! Excellent condition! \$24.50

All Orders FOB Los Angeles. 25% deposit required. All items subject to prior sale. NOTE: MINIMUM ORDER \$3.00. WRITE TO DEPT. R.

**Columbia ELECTRONICS**  
 2251 W. WASHINGTON BLVD.  
 LOS ANGELES 18, CALIFORNIA

**MICROTRAN MATCH MASTER UNIVERSAL IMPEDANCE MATCHING & LEVEL ADJUSTING TRANSFORMER**



Matches speakers of different impedances and power levels.  
 Power: 50 watts.  
 Peak power 100 watts.  
 Frequency Response: 15 to 20,000 cy.  
 Impedance Range: 16, 8, 4Ω;  
 1 to 3 speakers.  
 Power Level Adjusting Range: 6 db  
 Guide Chart: Simple hookup chart.  
 Finish: Baked Enamel. Wt.: 4.0 lbs.  
 Model HM-80. List \$14.95

**MICROTRAN** company inc.  
 145 E. Mineola Ave.  
 Valley Stream, L. I., N. Y.

of recorded tapes. For this reason, one should have available a control for balancing the recorded material properly in addition to the master volume control to raise or lower the output levels of both channels simultaneously.

A phase control (which inverts the phase of one of the channels without interchanging the channels) might not necessarily be classed as a "must" item, but there have been cases when the phase of one channel of a recorded tape would shift back and forth during transition from one selection to another. A phase reversal control would, of course, solve this problem but we believe that the recording companies will soon eliminate this situation by standardization.

When it comes to rumble and scratch filters and tone and loudness controls, the advantages and disadvantages are similar to those previously described for monaural playback.

The third, or center channel, output could be considered as more or less of a convenience. One could insert an external matching network between the two channels to hook up a third speaker system. If this feature is supplied as part of a preamplifier it simply offers additional convenience.

The foregoing are some of the important features available in stereo control units. Whether or not all of these features are desirable is up to the individual user of such equipment—and whether or not his budget can be stretched to include such conveniences.

One thing is certain—the "Stereo-master 130" reported here provides all the features that one could possibly want.

Over and above its mechanical features and flexibility the most important quality of a preamp is, of course, good performance. No preamplifier, for example, although it has all of the flexibility that one could desire, is worth its salt if the electronic performance is poor. With this thought in mind and following our customary procedure, this preamplifier was thoroughly checked under laboratory conditions. The results are as follows:

**Sensitivity:** .033 v. for 1 v. output on tuner input and .0012 v. for the magnetic input.

**Hum and Noise:** For tuner input —65 db and for magnetic input —53 db, referred to 1 volt. These hum figures were with shorted inputs. For open circuited condition the hum and noise figures were —63 db and —49 db respectively.

The second channel hum and noise figures were approximately the same for magnetic inputs but for tuner input they were slightly higher: —59 db for both open and shorted input conditions.

**Frequency Response:**  $\pm .25$  db from 30 to 15,000 cps. It is interesting to note that Scott followed its usual procedure in incorporating a sharp cut-off rumble filter within the circuit of both Channels A and B. This filter is wired directly into the circuit and is in addition to the rumble filter control mounted on the front panel. The frequency response

*For my Money*  
**XCELITE Tools are**  
*the Finest!*

... Superbly made and designed for Radio, T.V. and Electronic Technicians. **See your Distributor** ... only one quality ... the finest—whether you choose individual items or the handy kits ...

**Use the Tools the Professionals use!**

**XCELITE, INCORPORATED**  
ORCHARD PARK, NEW YORK  
Canada: Charles W. Pointon, Ltd., Toronto

**XCELITE**  
*Quality Hand Tools*  
PREFERRED BY THE EXPERTS

**CATALOG OF**  
*Professional Quality Kits*  
"DIRECT FROM FACTORY"

**FREE**

**TRANSVISION SPLIT-KITS**

- TV KITS
- INSTRUMENT KITS
- HI-FI KITS, SPEAKERS
- HI-FI CABINETS (Largest Selection)
- Electronic PHOTOFLASH Kits

PAY AS YOU WIRE with Transvision "SPLIT-KITS." A few dollars gets you started. Each Kit is split into a few packages. You can order one at a time as you wire.

Also **RECORDS** at **BIGGEST DISCOUNT!**  
RCA - CBS  
All Labels

TRANSVISION, INC., New Rochelle, N.Y.  
Rush FREE Catalog of KITS, HI-FI Equipment, Cabinets, Records, etc.

Name \_\_\_\_\_  
Address \_\_\_\_\_  
City \_\_\_\_\_ State \_\_\_\_\_

**ALVARADIO**  
Check  and save \$  
on these unique, unusual items!

- Here's an odd-ball!
- NAVY RUGGEDIZED TELEGRAPH KEY  
Complete with 5 ft. cord and PL-55 plug. Unusual, but F.B. Brand new and only... **\$1.50**
- NEW OIL FILTER CONDENSERS

1) C.D.: 2 mfd. @ 800 V., 4 for.....	\$1.25
2) SANGAMO: 4 mfd. @ 100 V., 4 for.....	1.49
3) GUERMAN: 2 mfd. @ 1,000 V., 4 for.....	1.95
4) C.D.: 4 mfd. @ 1,000 V., 4 for.....	2.95
5) C.D.: 10 mfd. @ 1,000 V. EACH.....	1.49

**U.H.F. EQUIPMENT! ALL 200-400 MC.**  
**TDZ 30 W. TRANSMITTER**  
10-channel, auto-tune, 110 V., 60 cycles. Navy surplus, complete with tubes. This is not a run-of-the-mill piece of gear! Its original government cost was approx. \$7,000! Excellent condition. Take the whole truckload (approx. 1,000 lbs. weight) for only... **\$249.50**

**UHF TRANSCEIVER**  
200-400 MC. 10-channel. Crystal controlled. MOTOR TUNING! Model MAR. 10 W. output. Three (3) units to set. Used. All for only... **\$75.00**

**RDZ RECEIVER**  
200-400 MC. 110 V., 60 eye. Used... **\$45.00**

**MAGNETRON TUBES**  
In new, original boxes!  
4J35.....\$25.00; 730A.....\$2.50

**TEST EQUIPMENT SPECIALS!**

1) TS-70, RF Wattmeter. With Photoelectric cell indicator, 200 microamp meter, boxed, like new.....	35.00
2) TS-299, "K" Band Test Set. New.....	50.00
3) TS-277/AP, Screen Room Tester. New.....	100.00

**RELAY BARGAINS! 2 FOR \$1.00!**

1) ADVANCE TYPE 951C, 12 VDC coil, 20 amps. SPST, 115 V. contacts. New. Get 'em today!	
2) TYPE 205AM, 12 VDC DPST, 5 amp, 115 V. contacts.	

**VHF SIGNAL GENERATOR MICROVOLT**  
1-222A. Input 110 V., 60 eye, 150-230 MC **\$25.00**  
and 2-15 MC, 5 KC crystal calibrator. New.

**VHF GROUND PLANE ANTENNA**  
Approx. 180 MC. New, boxed. **\$3.00**  
Only

**FOREIGN BUYERS NOTE:**  
We have large inventory of GRC, CRD-6, MT-686/GR, and Military Test Equipment. Tell us your needs for prompt quotes.

All items subject to prior sale and change of price without notice. Minimum order \$3.00. FOB, North Hollywood, Calif. residents add 4%.

**ALVARADIO INDUSTRIES**  
5523 Satsuma Ave., No. Hollywood, Calif.  
Dept. 10-R  
Phone: POplar 6-8665 Cable: ALVARADIO

**COYNE offers**  
**LOW COST**  
**TELEVISION**  
Training in  
**Spare Time AT HOME**

**The future is YOURS in**  
**TELEVISION—RADIO**  
**COLOR TV!**

A fabulous field—good pay—fascinating work—a prosperous future! Good jobs, or independence in your own business!



Coyne brings you MODERN—QUALITY Television Home Training; training designed to meet Coyne standards. Includes RADIO, UHF and COLOR TV. No previous experience needed. Practical Job Guides to show you how to do actual servicing jobs—make money early in course. You pay only for your training, no costly "put together kits."

**SEND COUPON FOR**  
**FREE BOOK**

and full details including easy Payment Plan. No obligation, no salesman will call.



B. W. Cooke, Jr., President

Coyne—the Institution behind this training—the largest, oldest, best equipped residential school of its kind. Founded 1898.

**COYNE**  
**ELECTRICAL SCHOOL**

500 S. Paulina, Chicago, Dept. 78-H6  
A Technical Trade Institute  
Chartered Not For Profit

COYNE Television, Home Training Division  
500 S. Paulina St., Chicago 12, Ill.  
Dept. 78-H6

Send Free Book and details on how I can get Coyne Quality Television Home Training at low cost and easy terms.

Name.....

Address.....

City..... State.....

(It is understood no salesman will call)

measurements show that the output of the preamplifier is down 14 db at 10 cps.

**Rumble Filter:** -21.5 db at 20 cps. This is an extremely sharp cut-off considering that the effect of this rumble filter at 100 cps is a reduction of only 1.4 db from flat response.

**Bass Control:** -19 db to + 14.4 db from minimum to maximum positions of the control at 30 cps.

**Treble Control:** -19 db to + 16 db from minimum to maximum positions of the control at 15,000 cps.

**Scratch Filter:** -5 db at 5000 cps; -6.3 db at 10,000 cps; -11 db at 15,000 cps; and -16 db at 20,000 cps.

**Loudness Control:** This unit incorporates a design that not only boosts the low-frequency end of the audio spectrum but, in addition, provides boost at the high end. We obtained a 13 db boost at 30 cps and a 9 db boost at 15,000 cps. This was at a normal listening level.

**Equalization:** The over-all equalization through the magnetic input circuit comes within ± .65 db of the standard RIAA curve.

**IM and Harmonic Distortion:** Both intermodulation and harmonic distortion measurements were made under two different operating conditions: "average," 1 volt in and 1 volt out; and "maximum," .5 volt in and 2 volts out. In the latter case the input level control was adjusted to provide the necessary output. Under these two conditions the intermodulation distortion for tuner input is .095% and .16% respectively.

The harmonic distortion for "average" operating conditions is .33% at 20 cps, .12% at 1000 cps, and .26% at 20,000 cps. For "maximum" operating conditions, the harmonic distortion is .31%, .25%, and .67% at the same frequencies.

**Channel Separation:** 50 db.

The above specifications show the actual electronic performance of Channel A only. Channel B was checked for every one of the tests indicated above and there were slight variations here and there. However, none of them was worth mentioning. Basically, the two channels are identical.

All of the function switches and controls performed their normal operation without annoying "clicks," "pops," etc. From all the lab data and listening tests we are convinced that this is one of the best stereo preamplifiers that we have checked.



**ORDER by MAIL and SAVE!**  
**TV PICTURE TUBES**

10BP4	\$ 7.95	17BP4	\$10.95	21AMP4	\$19.95
12LP4	8.95	17CP4	17.00	21ATP4	20.95
14B/CP4	9.95	17GP4	17.60	21AUP4	20.95
16DP4	14.95	17HP4	13.60	21EP4	14.95
16EP4	15.90	17LP4	13.60	21FP4	15.95
16GP4	15.90	17QP4	11.95	21WP4	17.30
16KP4	10.95	17TP4	19.30	21YP4	15.95
16LP4	10.95	19AP4	19.30	21ZP4	14.95
16RP4	10.95	20CP4	13.90	24CP4	23.95
16WP4	15.20	20HP4	17.95	24DP4	26.95
16TP4	10.95	21AP4	22.10	27EP4	39.95
17AVP4	15.20	21ALP4	20.95	27RP4	39.95

27"-6 month guarantee—all others 1 year. Aluminized Tubes \$5.00 more than above prices. These prices are determined to include the return of an acceptable similar tube under vacuum.

ALL PRICES FOR CHICAGO, ILLINOIS. Deposit required, when old tube is not returned, refundable at time of return. 25% deposit required on COD shipments. Old tubes must be returned prepaid. We ship anywhere.

WRITE FOR COMPLETE LIST.

— **PICTURE TUBE OUTLET** —  
3032 MILWAUKEE AVE.  
CHICAGO 18, ILLINOIS  
Dickens 2-2048

**ELECTRONICS**

**PREPARE FOR A GOOD JOB!**  
**BROADCAST ENGINEER**  
**RADIO SERVICING AUTOMATION**

TELEVISION SERVICING  
BLACK & WHITE—COLOR

APPROVED FOR VETERANS AND SURVIVORS  
OF VETERANS  
BUILDING AIR CONDITIONED  
SEND FOR FREE LITERATURE

BALTIMORE TECHNICAL INSTITUTE  
1425 EUTAW PLACE, BALTIMORE 17, MD.

**TAPE RECORDERS**



**HI-FI COMPONENTS**  
Tapes • Accessories

Low cost, high quality recording tape, in boxes of cans.  
Unusual Values  
DRESSNER, 69-02 RA, 174 St., Flushing 65, N.Y.

**47 RADIO PROJECTS 75¢**  
Plus "White's Radio Log"

Think of it... 47 electronics projects you can build... explained with diagrams, photographs and step-by-step instructions, plus "White's Radio Log," a directory listing U.S. and Canadian AM, FM and TV stations by call letters, locations, kilocycles and power and over 1,000 world-wide short-wave stations. Terrific value! Get this 192-page handbook, Radio-TV Extras! Series, No. 655, at newsstands 75¢; or direct from: SCIENCE & MECHANICS, 450 E. Ohio St., Dept 797, Chicago 11

**SERVICE STATIONS WANTED**

Additional authorized exclusive service and repair stations required by America's first mass producer of dependable low-cost ultrasonic systems. Thousands of units already installed throughout the United States and Canada. Excellent opportunity for established radio, TV, industrial electronics or appliances service firms. Write Robert Markel, Service Manager, or Phene Edgewood 3-5400.

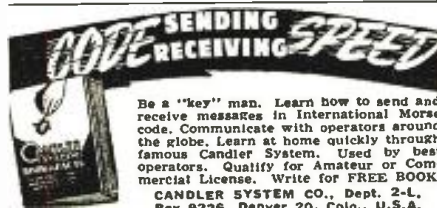
the narda ultrasonics corporation  
625 Main Street, Westbury, L. I., N. Y.

**POLICE BC-603 FIRE**  
**FREQUENCY 30-54 mcs CONVERSIONS**

Precision instructions & diagrams for fast, simple conversion of BC-603 receivers to cover Police, fire & commercial frequencies. A.C. power supply included.

\$1.00 PER PACKAGE

DIAL-FLITE ELECTRONICS  
325 MITCHELL AVENUE SALISBURY, N. C.



Be a "key" man. Learn how to send and receive messages in International Morse code. Communicate with operators around the globe. Learn at home quickly through famous Candler System. Used by best operators. Quality for Amateur or Commercial License. Write for FREE BOOK. CANDLER SYSTEM CO., Dept. 2-L, Box 9226, Denver 20, Colo., U.S.A.

RADIO & TV NEWS

increase your know-how  
... increase your income  
RIDER BOOKS AND MANUALS

**PORTABLE AND CLOCK RADIOS**, by Ben Crisess and David Gnessin. You can learn all about portable and clock radios—their circuitry, their repair, in this modern book. Beginning with typical portable radio circuits, emphasis is placed on filament circuitry and how major problems of current dispersion are handled. Transistor circuitry is covered. Stress is placed on portable radio power supplies for battery circuits and battery and AC-DC circuits. Numerous battery testing techniques explained. Covers repair, replacement and alignment plus a detailed discussion of probable mechanical troubles, replacement procedures and short-cuts. Tips on extending the life of the set are discussed. Clock radios, their circuitry, a wide variety of clock movements, how to adjust them and locate defects also covered. Tips on cleaning and lubricating clock mechanisms. #224. \$2.75.

**HOME AIR CONDITIONING—Installation & Repair** by J. Derman, F. Makstein, H. Scaman. This modern, completely practical text by three experts in the field of home air conditioning, enables anyone to understand the organization, operation, installation and repair of all types of home air conditioners. Starting with the principles of the process of cooling air, it covers all facets of home air conditioners.

Both electrical and mechanical components are fully identified, described and illustrated, permitting instant recognition of the parts. Function of each part, its contribution to the entire unit is explained in detail. Troubleshooting and repair techniques are completely covered plus information on how to pinpoint specific troubles by their symptoms. Typical window & package installations and smaller commercial installations are discussed. Tells how to select the proper unit to meet the requirements set by windows, walls, floors, ceilings, the cubic dimensions of the space to be served and the number of people for which the unit will be used. An extremely practical and useful guide for all who seek entry into the lucrative air conditioning field. #211. \$3.50.

**FUNDAMENTALS OF TRANSISTORS (second edition)** by Leonard M. Krugman, P.E. Published in 1964, the first edition of this book gained an international reputation as an outstanding text devoted to the fundamentals of transistors—their characteristics, performance and application. One of its main features was the lucid presentation of the theory of semi-conductors. This, the second edition (revised and expanded), modernizes the text so as to embrace the latest developments in the transistor art and so bring the book completely up-to-the-minute. The numerical examples contained in this book make every equation both understandable and usable. The tremendous number of transistorized devices—radios, amplifiers, etc.—that require a knowledge of transistors makes this **MUST READING FOR EVERY TECHNICIAN**. #160, soft cover, \$3.50.

**REPAIRING TELEVISION RECEIVERS**, by Cyrus Glickstein. The most modern completely practical book, written by an expert with long experience in television receiver repair. Devoted to troubleshooting and repair techniques which are modern, yet down-to-earth. Covers the use of simple as well as elaborate test equipment of all kinds. Profusely illustrated. Soft cover. 212 pp., 5 1/2" x 8 1/2", illus. #191, Only \$4.40.

**GAZ TUBES** edited by Alexander Schure, Ph.D. The growing importance of gas tubes in industrial electronic applications makes a thorough knowledge of them a must. This book, the latest in the famous Electronics Technology Series, describes the various types of gas tubes, their physical construction and applications in a remarkably thorough and understandable manner. Starting with an explanation of ionization in gases, the text covers the role of ions, gas conduction and arc discharge in gas tubes. Gaseous rectifiers are fully described and compared with high vacuum rectifiers. The effect of gas on the thermionic tube and the value of mercury vapor in rectifiers are covered. The text details the use of gas tubes as highly effective voltage regulators with examples of the circuitry involved. Triode thyratrons, their construction, operation and application are explained. Other types of gas tubes and their related circuitry covered in this text include: gas-filled phototubes, cold-cathode gas tubes, mercury pool rectifiers and ignitrons. #166-24. \$1.50

Rider Books are sold by parts distributors and bookstores. Look for the familiar Rider Bookseller. It carries a wealth of electronic know-how in the many titles covering every phase of radio, TV, audio and electronics. There's a Rider Book that will make servicing more profitable, increase your income. If these books are not available, order direct: RTN-10



**JOHN F. RIDER PUBLISHER, INC.**  
116 West 14th Street, New York 11, N. Y.



#### SEPTEMBER 30-OCTOBER 4

**1958 New York High Fidelity Music Show.** Sponsored by the Institute of High Fidelity Manufacturers. New York Trade Show Building. Open to the public at nominal admission fee. This year's Show theme is "The Age of Stereo."

#### OCTOBER 1-2

**Engineering Writing & Speech Symposium.** Sponsored by IRE and PGEWS. Hotel Biltmore, New York City. Details from H. B. Michaelson, IBM Research Center, Box 218, Yorktown Heights, New York.

**Conference on Radio Interference Reduction.** Sponsored by Armour Research Foundation and U. S. Army Signal Engineering Laboratories. Museum of Science and Industry. Chicago. Additional details from Conference Secretary, Armour Research Foundation, 10 W. 35th St., Chicago 16, Ill.

#### OCTOBER 8-9

**IRE Canadian Convention.** Sponsored by Region 8 of IRE. Exhibition Park, Toronto, Ont. Program information available from A. P. H. Barclay, % convention headquarters, 1819 Yonge St., Toronto, Ontario.

#### OCTOBER 13-15

**National Electronics Conference.** Sponsored by AIEE, IRE, Illinois Institute of Technology, University of Illinois, Northwestern University. Hotel Sherman, Chicago. Further information available from A. H. Streich, general manager, NEC, 84 E. Randolph Street, Chicago 1, Illinois.

#### OCTOBER 20-22

**URSI Fall Meeting.** Sponsored by National Academy of Sciences, National Research Council, and IRE Professional Groups. Pennsylvania State University, University Park, Pa.

#### OCTOBER 27-28

**Fifth Annual East Coast Conference on Aeronautical and Navigational Electronics.** Sponsored by the IRE. Lord Baltimore Hotel, Baltimore, Md.

It's easy to learn all about  
• **DIGITAL COMPUTERS** •  
• **PULSES** •

THE RIDER 'PICTURE-BOOK' WAY

Rider 'picture-book' training courses are the easiest, quickest, most economical way to increase your electronic knowledge. Text is written in down-to-earth English and explanations are thorough enough to satisfy the most critical engineer. Fundamentals are presented idea-by-idea, page-by-page, permitting you to build your knowledge step-by-step. Specially conceived, easily understood illustrations support the text and make each subject crystal clear. These two new 'picture-book' courses are your springboard to progress in the exciting electronics field.

#### **BASICS OF DIGITAL COMPUTERS** by John S. Murphy

catapults you into the exciting digital computer field. If you have a knowledge of the fundamentals of electronics, you can master the basics of digital computers and understand the details of any specific digital computer with this new 3 volume 'picture-book' course. Written by an expert in the computer field, text matter has been tested and proven in the training of computer field engineers and technicians. More than 350 illustrations support the text.

This 3 volume set starts with digital computer system background, progresses to the components and units of a system, and presents the details of transition from communication electronics to computer electronics. It ties together logical building blocks and elemental circuits through typical examples combining their use. Finally, the course deals with the operation of computers covering the major units in a computer from a system's point-of-view.

For all who wish to enter this exciting new field, or broaden their knowledge of it, Basics of Digital Computers is *must reading*. Ideal as a starting point for technicians, engineers, programming personnel, field sales engineers, maintenance men.

#196, 3 volumes, soft covers, \$6.95 per set

#196-H, cloth bound, 3 vols. in one binding, \$7.95

#### **BASIC PULSES**

by Irving Gottlieb, P.E.

Ever since the time Samuel F. B. Morse first opened and closed a switch transmitting series of pulses from Washington to Baltimore, pulses and pulse techniques have become vital to the successful application and expansion of electronic technology. Pulses direct the high speed operation of all types of computers; underlie the functioning of radar systems for early warning, recognition, fire control—in general the gathering of information from distant points by electromagnetic radiation means. Pulses guide industrial operations that require split-second timing for mass production—counting, sorting and testing. Virtually every form of electronic timing involves the use of pulses. The functioning of every television system—over the air or closed circuit—depends on correct pulse frequencies, duration and shape; in fact the application of pulses recognizes almost no boundaries in the field of electronics. You can learn all about pulses and expand your opportunities in these fields quickly, easily and economically with this one volume 'picture-book' training course—all that is necessary is a knowledge of the fundamentals of electronics. Basic Pulses is a thorough crystal-clear presentation of the nature, measurement and application of pulses—what they are and how they are used.

Basic Pulses covers each facet of pulses. For example, 25 individual aspects are covered in the section devoted to waveshaping techniques. 24 different types of pulse generators are detailed. Every equation is made completely understandable by numerical examples. A glossary of pulse terms is included.

#216, soft cover, 176 pp. \$3.50

Basics of Digital Computers and Basic Pulses are now available. If you cannot get them where you normally buy your books, order direct.

10-day unconditional money-back guarantee



**JOHN F. RIDER PUBLISHER, INC.**  
116 West 14th Street, N. Y. 11, N. Y.

I enclose \$..... Please send me:

3 vol. **BASICS OF DIGITAL COMPUTERS** set (soft cover) \$6.95  Cloth bound edition, \$7.95

**BASIC PULSES** (soft cover) \$3.50.

I understand I may return the books in 10 days for refund of full purchase price if not satisfied.

Name.....

Address.....

City.....Zone.....State.....

RTN-10



**RADIO & TV NEWS**  
...the magazine  
service technicians  
read...





Ask one of the more than 100,000 radio and television service technicians who read RADIO & TV NEWS regularly! He'll tell you each issue is as vital to him as the signal generator on his workbench. That's because RADIO & TV NEWS reports all new trends, developments and techniques in the industry—tells how to save time and make money in servicing.

Look, for example, at what's ahead for service technicians in the November issue of RADIO & TV NEWS.

- **MULTI-SET TV INSTALLATIONS:** Principles and Practices—Here's the first of a four-part series on the installation of modest systems in apartment dwellings, motels—any building or house where one antenna is designed to service several TV sets. There's great opportunity for smaller shops to get in on such business. Here's how.
- **X-RAYS FROM TV SETS:** Are They Harmful? A qualified writer sheds some interesting light on how dangerous the x-rays generated by TV sets are to home viewers—and to the technicians who are in close contact with the sets.
- **LOADING THE PHONO CARTRIDGE—**Complete theory and principles of cartridge loading for best performance, covering both magnetic and piezoelectric types.
- **INDOOR PUBLIC ADDRESS SYSTEMS—**Planning the system, types of speakers and amplifiers, selecting the correct microphone.
- **TRANSISTORIZED A.F.-R.F. SIGNAL TRACER—**Construction details on an instrument with high input impedance, loudspeaker and meter indications, and low battery drain.
- **AN IMPROVED MULTI-PURPOSE PROBE—**This easily constructed probe eliminates the time-consuming problem of probe switching.
- **SCOPE CALIBRATOR AND PULSE GENERATOR—**Construction details on a versatile accessory which provides square waves and pulses for many testing purposes.

**PLUS** all regular departments such as Service Industry News, Mac's Radio Service Shop, Test Bench Puzzles, Service Association of the Month, Service Notes, What's New in Radio and Audio. **AND** features on high fidelity, amateur radio and communications, electronic construction.

If you're a service technician, make sure RADIO & TV NEWS is standard equipment on your workbench each month. If you're not yet a subscriber or your subscription is about to expire, act today!

**REGULAR SUBSCRIPTION RATES**

**\$4** one year    **\$7** two years    **\$10** three years

**RADIO & TV NEWS**

434 South Wabash Avenue, Chicago 5, Ill.

# EQUIPMENT & COMPONENT SPECIALS

- **JENNINGS VACUUM-VARIABLE CAPACITORS:** Type UCSX—Range Approx. 20 to 700 MMFD @ 10 Kw. Complete with mounting brackets, and Gear Drive and motor. . . . . \$36.95
- **Cornell-Dubilier Heavy-Duty 12-Volt Power Supply.** C.D. Model No. 3414 Heavy-Duty 300 Volt D.C. Output at 335 Ma. Vibrator Supply Units are made with the finest of components and best construction for long trouble-free use. All units are brand new, packed in original Cartons. Units come complete with two CK-1006 Rectifier Tubes and C.D. Vibrator Type 12VF10. Input: 12.6 VDS. Output: 300 Volts D.C. at 335 Milliampere. Size: 8 1/2" High x 13 1/4" Wide x 7 1/4" Deep. Weight: 28 lbs. Sale Price . . . . . \$19.50
- **RCA #77413 Filament Xmfr (Auto-Xmfr Type) Primary:** 117 Volts AC—60 Cycles. Secondary: 38 Volts @ 150 Ma. Cat. No. FS-101 . . . . . Special \$1.00
- **General-Radio Variac Type 200 CUH—**The original continuously adjustable autotransformer—Input voltage: 115 volts at output voltage of 0 to 270 volts @ 2 amps. Also will operate from 230 volts and deliver from 0 to 270 volts @ 2 amps. Brand new—sealed in original cartons—only \$11.95 less knob & dial. With knob and dial. . . . . only \$12.95
- **Philco Hi-Voltage Xmfr. 115 V.—60 Cycle Input Primary Secondary:** 1,100 volts @ 5 Ma., with tap at 700 volts. Entire secondary insulated for 7,000 volts. Cat. No. FS-103. . . . . Price \$3.00
- **15" Dynamic Speakers—**Brand New—8-ohm voice coil—3500 ohm field coil. . . . \$10.00
- **Millen 2" Magnetic Shield with 2 1/2" x 2 1/2" Bezel with green-tinted face.** Made of NICOLOI. Brand new—Millen #80042. . . . . \$2.50
- **Marion 2 1/2" Round Hermetically Sealed 36-volt D.C. Voltmeter.** Has expanded 18 to 36-volt scale in Half-volt steps. Clean, removed from equipment. . . . \$2.95
- **Raytheon voltage stabilizer, Mode VR-6114—**250 Watts Input: 95 to 130 volts—Output: 115 volts plus or minus 1 1/2%. Excellent value—unused only. . . . . \$29.50

**Scintillation Counter Gammascint Model 1002**  
Self-contained portable Scintillation type Gamma-Ray Detector designed for prospecting, radiation monitoring, etc. Contains a nine-stage photo multiplier tube coupled to Gamma sensitive plastic phosphor which makes this instrument a real buy. Regular Price \$245.00 complete with headphones, leather strap, batteries, ready-to-operate. . . . . Sale Price \$49.95

**WRITE FOR LATEST TUBE CATALOG FREE!**  
Receiving, transmitting, special purpose tubes, diodes, transistors, etc. We have a large diversified stock at sensible prices.

## 2-COLOR TUBE CARTONS

Keeps your tube stock neat. New safety partition prevents tube breakage. Distinctively lithographed in glossy red and black. The most distinctive tube carton available today. Minimum quantity: 100 of any one size. Write for case lot prices. Packed 1000 to case. F.O.B. N.Y.C. No C.O.D.'s on cartons—Send full remittance including postage—Excess refunded. Size . . . . . For Tube . . . Per 100  
Miniature . . . . . 6AUG, etc. . . . \$1.00  
GT . . . . . 6SN7, etc. . . . 1.25  
Large GT . . . . . 123, etc. . . . 1.50  
Large G . . . . . 5U4G, etc. . . . 2.00



**WHITE GLOSSY CARTONS**  
Completely blank. No printing or color. Otherwise same as above. Same high quality, same low prices. Specify "WHITE" when ordering. When color is not stated, 2 color cartons will be shipped.

**HOW TO ORDER:** Send full remittance and save C.O.D. collection fee—Include sufficient money for postage—We refund unused amount—If you desire shipment C.O.D., include 25% deposit—Send cash by registered mail. Subject to price variation and stock depletion. No C.O.D.'s on tube cartons. All Prices F.O.B. N. Y. C.

Specify Exact Method of Shipment You Desire. (Give name of truckline.)

Open Monday to Saturday—Come in and Browse—We are near Prince St./BMT Station—Spring St. IRT Sta. 1 Flight up—10,000 Sq. feet of valves.

**BARRY ELECTRONICS CORP.**

512 Broadway, Dept. RN-10, N.Y. 12, N.Y.  
Phone: Walker 5-7000

## Within the Industry (Continued from page 24)

pany . . . The appointment of **BRUCE F. GRIMM, JR.** as sales manager for precision controls has been announced by *Clarostat Manufacturing Co., Inc.* . . . **EDWARD C. CALIGURI** is now assistant sales promotion manager of *Zenith Radio Corporation* . . . **R. WILSON** has been named manager, communications manufacturing, *RCA* . . . *Thompson Products, Inc.* has named **JOHN B. GATES** general sales manager of the firm's Michigan group . . . The appointment of **ADMIRAL JAMES E. LEEPER**, United States Navy (Ret.), as vice-president of *Philco Corporation* has been announced . . . **NAIRNE F. WARD, JR.** has been named market research manager of the professional products division of *Ampex Corp.* . . . Election of two new administrative vice-presidents at *International Telephone and Telegraph Corp.* has been announced. The new officers are: **CHESTER E. JOHANSEN** and **WILLIAM T. RAPP** . . . **EUGENE PARKS** has been named sales manager of *Electro Tec Corp.* . . . *The Industro Transistor Corp.* announces the appointment of **ANTHONY F. BISGOOD** as chairman of the board of directors . . . **RALPH W. AUBIN** has been named manager of sales, instruments and components, *Laboratory for Electronics, Inc.* . . . The retirement of **JOHN Q. ADAMS**, vice-president, sales, has been announced by *CBS-Hytron*. Mr. Adams' retirement concludes fifteen years' service with the firm and marks his thirty-sixth year in the radio industry.

**GENERAL RADIO COMPANY** has broken ground for a new addition to its West Concord, Mass. plant. The property consists of 145,000 square feet of office, manufacturing, and storage space . . . **RAYTHEON MANUFACTURING COMPANY** plans to lease 400,000 square feet of space in the *Dighton Industries, Inc.* property in North Dighton, Mass. The area will be used to meet the need for increased manufacturing capacity for the government equipment division of the firm . . . **ELKAY PRODUCTS COMPANY** will construct a new, one-story plant in Springfield, New Jersey, off Route 22. The firm celebrates its 30th

**H. H. Scott, Inc.** announces the completion of a new 32,000-square-foot plant in Maynard, Mass. Located on Route 62, the plant is of simple, modern design and is constructed of brick with spectrum colored panels along the side walls. The building has complete facilities for the manufacture and fabrication of electronic equipment and includes machine and sheet metal shops, coil, transformer, testing, and electrical assembly departments, plus office and storage space and a completely staffed engineering development laboratory. Facilities are also included for production and model shop work on electronic instruments and equipment.



anniversary this year . . . **PACIFIC SEMICONDUCTORS, INC.** has opened new regional sales offices at 8271 Melrose Avenue, Los Angeles, Calif. . . . Acquisition of a 40,000-square-foot plant has been announced by the semiconductor division of **HOFFMAN ELECTRONICS CORPORATION**. The one-story brick structure is situated on a two acre plot at 2205 Lee Street, Evanston, Ill. . . . **AMPEX CORPORATION** announces the opening of the first of its new professional products division parts and service depots at 345 E. 48th St., New York City.

**J. B. ANGER** has joined *Zenith Radio Corporation* as merchandise manager, according to an announcement by the firm's vice-president and director of sales.



Prior to this, Mr. Anger was associated with *Motorola, Inc.* He joined the organization in 1952 as national sales training manager, sponsoring a "workshop" technique of training sales personnel. In 1954 he was appointed assistant general sales manager and finally national sales manager of the company's radio and phonograph division.

From 1947 to 1950 Mr. Anger was northwestern regional sales manager for the "Norge" division of *Borg-Warner Corporation* and from 1950 to 1952 was that company's national sales training manager.

**ELECTRONIC INDUSTRY SHOW CORPORATION** has compiled an up-to-date 1958 master list of distributors in three categories—electronic parts, commercial sound, and high-fidelity—which is on its way to all exhibitors who participated in the 1958 Electronic Parts Distributors Show.


Designed as a reference tool to help manufacturers know who and where important distributors are, the list is set up alphabetically by state, city, and company. It is for the exclusive use of show exhibitors and the trade associations which sponsor the Corporation.

The master list includes about 2500 companies which qualified for admission to this year's show.



Every Item Sold Is 100% Guaranteed By Olson!

# 8 Olson WHOLESALE CATALOGS



# \$1

• RADIO • TV  
• TOOLS • HI-FI  
• APPLIANCES, ETC.

## SAVE 1/2 UP TO 2

Nationally Known Brands...  
• GE • RCA • MAGNAVOX  
• NORELCO • UNIVERSITY  
• JENSEN and many more!

Our \$1,000,000.00 inventory includes 2,500 Super Values in Hi-Fi's, Tools, Appliances, Speakers, Amplifiers, Antennas, Tubes, Etc.—made by manufacturers such as GE, RCA, Magnavox, Bogen, Garrard, University, Norelco, Jensen, Stewart-Warner, and many others.

### HERE'S OUR OFFER

Send \$1.00 with the coupon at right and we will mail you the 8 Wholesale Catalogs one every 6 weeks. We will deduct the \$1.00 from your first order and still send you the remainder of the catalogs FREE! If you are not 100% satisfied, return the first catalog and we will send you your \$1.00 back. Every item sold is 100% guaranteed.

#### FREE OF CHARGE!

Order merchandise from this page and we will send you all 8 catalogs (one every 6 weeks) FREE OF CHARGE!

**\$1.59**  
EACH

HARMONY RECORDS BY  
**3 FOR \$4.44**

- HL-7001 Semper Fidelis: Sousa Marches—Goodman band.
- HL-7014 Accordiana: Charles Magnante, Accordionist
- HL-7021 Don Baker at the New York Paramount Theatre Organ
- HL-7026 Song of Hawaii: Lani McIntire and his Orchestra
- HL-7029 Jerry Mazenec's Bohemian Polka
- HL-7031 Piana Roll Party in Hi-Fi: J. Lawrence Cook

# COLUMBIA

## 12" LONG PLAY High-Fidelity Discs

- HL-7045 The Great Recording of Glen Grey & Casa Loma Orch.
- HL-7056 "1812" Overture: Ramo & Juliet—Overture Fantasy: Cleveland Orch.
- HL-7061 "Waltzing with Strauss": Max Schanherr—Vienna State Orch.
- HL-7066 "Popular Overtures & Dances": Howard Barlow
- HL-7078 Music, Music, Music!: Hugo Winterhalter
- HL-7094 Bing Crosby Classics



**Golden Gate—8" Hi-Fi Speaker**  
\$412  
3 for \$12  
Stock No. S-291

Employs "Whizzer" sound disperser, variable density cone and coaxial design. Heavy magnet and cover. Response 40—12,500 cps. 8 ohms. 8-10 watts. Shpg. wt. 3 lbs.



**Ronette Phono Arm**  
Reg. \$299  
Stock No. M-92

With latest type crystal turn-over cartridge and dual precision needles—1 and 3 mill sapphire. Arm is spring counter balanced. Shpg. wt. 2 lbs.



**New 4-Speed Players**  
\$673  
Stock No. MO-6

Genuine Alliance 4-speed motor and turntable. 162½, 33½, 45 and 78 RPM. Self starting, quiet rim drive. With speed indicator plate. 110 V. AC. 60 cps. Shpg. wt. 5 lbs.



**ACOUSTIC FOAM—6 Ft. Roll**  
\$302  
72 x 18 x 1/2"  
3 Rolls for \$8.50  
Stock No. CA-62

For lining speaker enclosures. Made of sound absorbing sponge. Easy to cut. Shpg. wt. 3 lbs.



**Walz RANGE FINDER**  
\$447  
3 For \$12.50  
Stock No. X-733

Gives distance in feet from camera to subject. Just sight through eyepiece, turn knob will split images merge and read scale. Size 3 x 3/4 x 1/2". Shpg. wt. 1 lb.



**8-Pc. Basic Component Kit**  
\$495  
3 For \$14  
Stock No. AS-334

For Superheterodyne Transistor receiver. Consists of 1—oscillator coil, 3—matched I.F. transformers, 1—dual gang miniature variable capacitor, 1—Hi-Q ferrite core hopstick antenna coil, 1—subminiature audio driver transformer and 1—subminiature push-button transformer, 6 sockets. Schematic included. Shpg. wt. 2 lbs.

## Magnavox 4-Piece High Fidelity SPEAKER SYSTEM



Reg. \$25.25

**\$14.88**  
COMPLETE  
Stock No. AS-371

If you have been waiting for a first quality, Hi-Fi Speaker System, at a low, low price—wait no longer. This is it! Genuine Magnavox quality construction throughout. The 15" Woofer delivers powerful bass and amazing mid-range response. 8 ohms. Rated at 20 watts with a response of 40—8,000 cps. Heavy cadmium plated frame, dust cover and 1" dia. voice coil. Combine the 15" Woofer with the two 4" Tweeters, that reach a peak of 17,000 cps, add the special non-polarized capacitor and your assurance of full range brilliance is guaranteed. Shpg. wt. 12 lbs.

### SEPARATE UNITS ALSO AVAILABLE

- Magnavox 15" Hi-Fi Woofer  
40-8,000 cps. 8 ohms—20 watts  
Reg. \$13.50  
Stock No. S-331 \$25.00  
3 for \$8.95
- Magnavox 4" Tweeter  
To 17,000 cps. 8 ohms  
Reg. \$5.25, 3 for \$8.50  
Stock No. S-332 \$2.99
- Magnavox Crossover Capacitor  
Reg. \$1.25  
Stock No. C-871 \$2.50  
3 for \$8.00

## OLSON Stores In:

- AKRON  
73 E. Mill St.
- CHICAGO  
4101 N. Milwaukee
- CHICAGO  
123 N. Western
- CLEVELAND  
2020 Euclid Ave.
- PITTSBURGH  
5918 Penn Ave.
- MILWAUKEE  
423 W. Michigan
- BUFFALO  
711 Main St.

## IT'S EASY TO ORDER FROM OLSON'S

How to order: Order directly from this ad. For convenience use this order blank. Fill in columns below with quantity desired, stock number, description, and price. You may send remittance with order (include enough for postage or parcel post shipment), or if you prefer send a \$2.00 deposit with your order and Olson will ship C.O.D. for the balance. Mail your order to: T-108 Forge St., Akron 8, Ohio.

**MONEY BACK GUARANTEE:** Everything you order from Olson is guaranteed as advertised. If you are not more than satisfied, you may return merchandise for cash refund.

Minimum Order  
**\$5.00**

Quan.	Stock Number	DESCRIPTION	Price Each	TOTAL

Here is my order for merchandise from this page. This entitles me to the 8 FREE catalogs.

Enclosed find \$1.00 for the 8 Wholesale catalogs to be sent to me one every 6 weeks.

NAME _____	T-108	Total
ADDRESS _____		Add Postage
CITY _____ ZONE _____ STATE _____		TOTAL AMOUNT

# Olson Radio Warehouse

T-108 FORGE ST.  
AKRON 8, OHIO

**NOW at Your JOBBER'S!**

# "APPROVED" ELECTRONIC KITS

- HI-FI TUNER KITS
- HI-FI AMPLIFIER KITS
- TEST EQUIPMENT KITS

We manufacture a full line of Hi-Fi and Test Equipment Kits, famous thru the years for Top Quality components and design, easy foolproof construction.

APPROVED Service Dept. is available for repair or adjustment of any APPROVED unit of any year. Factory parts and service at nominal cost.

Your Inquiry is Invited

## APPROVED ELECTRONIC

INSTRUMENT CORPORATION

51 Vesey Street • New York 7, N. Y.  
Telephone: COrtlandt 7-4605

**Answer to Puzzle**  
appearing on page 135

P	O	W	E	R	A	M	P	L	I	F	I	E	R	S
O	V	A	E	A	I	R	T	R	I	E	T	R	I	E
T	T	R	A	N	S	I	S	T	O	R	N	E	T	
E	T	O	D	T	O	T	E	A	C	C				
N	A	M	E	R	N	L	D	O	G	S				
T	R	E	N	D	E	X	M	E	G	A	I	E		
I	T	T	S	T	I	V	O	R	Y	P				
O	M	E	G	A	A	L	I	M	A					
M	E	R	E	E	L	M	S	C	A	N	R			
E	G	N	E	C	O	L	I	O	U	S	A			
T	E	E		C	O	L	O	R	L	E	T			
E	L	E	C	T	R	O	N	E	R	L	E	O		
R	A	G	A	I	N	M	R	A	R					
S	W	E	E	P	G	E	N	E	R	A	T	O	R	S

## PHOTO CREDITS

Page	Credit
39	Station KTLA, Los Angeles
41 (top)	Westrex Corporation
41 (center), 43 (center right)	Ampex Audio, Inc.
41 (bottom)	RCA Victor
43 (top)	Dale Haley
43 (center)	James B. Lansing Sound, Inc.
43 (center left), 43 (bottom right)	Garrard Sales Corporation
43 (bottom left)	Electro-Voice, Inc.
45	Radio Corporation of America
48, 168	H. H. Scott Inc.
53, 55	Airborne Instruments Lab.
96, 110	U. S. Army Signal Corps
120, 122	Acro Products Company
125	Grundig
126	Mayfair Molded Products

# CLASSIFIED

RATE: 50¢ per word. Minimum 10 words. December issue closes October 10th. Send order and remittance to: RADIO & TV NEWS, 1 Park Ave., N. Y. C. 16, N. Y.

## RADIO ENGINEERING

**ELECTRONICS!** Associate degree—29 months. Technicians, field engineers, specialists in communications, missiles, computers, radar, automation. Start February, September. Valparaiso Technical Institute, Dept. N, Valparaiso, Indiana.

**ENGINEERING Degrees, EE Option Electronics** earned through Home Study. Residence classes also available. Pacific International University, Colleges of Engineering, Physics, and of Business Administration. 5719-C, Santa Monica Boulevard, Hollywood 38, California.

## FOR SALE

**RADIO & TV Tubes** at manufacturers prices. Guaranteed—Send for free price list. Edison Electronic Tube Co., Menlo Park, N. J.

**GOVERNMENT Sells—Surplus Electronics;** Walkie-Talkies; Transceivers; Test Equipment; Oscilloscopes; Radar; Voltmeters; Misc.—Fraction of Army costs—Buy direct now from U. S. Government—"Depot List & Procedure" \$1.00—Brody, Box 8-RT, Sunnyside 4, New York.

**TUBES—TV, Radio, Transmitting And Industrial Types** At Sensibly Low Prices. New, Guaranteed, 1st Quality, Top Name Brands Only. Write For Free Catalog or Call Walker 3-7000, Barry Electronics Corp., 512 Broadway, New York 12N, N. Y.

**TELEVISION Sets \$11.95.** Plus shipping. Jones TV, 147 High, Pottstown, Pa.

**TELEVISION & Radio Tubes, Parts and Supplies** Guaranteed. Hi-Quality Tube Co., Inc., 284 Lafayette St., Rahway, New Jersey.

**FM Tuners.** 88-108 megacycles, 4 tubes complete, \$12.95. Grutman, 1 E. 167 St., Bx 52, N. Y.

**OVERSTOCKED** with 25 1958 name brand TV sets & 22 Hi-Fi sets in original cartons. To be sold at wholesale prices in quantities of one or more. Write for prices & literature to Horn's Radio & TV, 1621 California St., Columbus, Indiana.

**USED Automobile Radios** for parts and repairs. \$5.00, each. American Auto Parts Company, 2126 East Washington Street, Indianapolis, Indiana, everything automotive.

**"HOME Brewed Wines, Beers."** Complete Book \$1.00. ABC Publications, Box 849, San Francisco 1-EP, Calif.

**MICROPHONE.** Earphone telephone units \$1.00. 200 assorted resistors \$1.00. Grutman, 1 E. 167 St., Bx 52, N. Y.

**PRECISION Test Equipment MCP98.** 1054P-E200C. Locassio, 8561 66th Rd., Forest Hills, N. Y.

**JAN Receiving Tubes,** guaranteed new. 6SH7 10 for \$2.90, 100 for \$19.95. 6H6 10 for \$3.90, 100 for \$24.95. Minimum order 10 tubes. Postage prepaid in U.S. when cash sent with order. 25% dep. on COD's. Irving Joseph, Inc. 5959 W. Fullerton, Chicago, Ill.

**DIAGRAMS** for repairing radios \$1.00. Television \$2.00. Give make, model. Diagram Service, Box 672-RN, Hartford 1, Conn.

## WANTED

**CYLINDER** and old disc phonographs. Edison, Conqueror, Idelia, and Oratorio models. Berliner Gramophones and Zono-o-phones, Columbia cylinder Gramophones, and coin-operated cylinder phonos. Want old catalogues and literature on early phonos prior to 1919. Will pay cash or trade late hi-fi components. Classified Box 50 % Radio & TV News, 1 Park Ave., N. Y. C. 16, N. Y.

**CASH Paid!** Sell your surplus electronic tubes. Want unused, clean transmitting, special purpose, receiving, TV types, magnetrons, klystrons, broadcast, etc. Also want military & commercial lab test and communications gear. We swap too, for tubes or choice equipment. Send specific details in first letter. For a fair deal write, wire or telephone: Barry, 512 Broadway, New York 12, N. Y. Walker 5-7000.

**LABORATORY Quality Equipment** and Military Surplus Electronics bought, sold. Engineering Associates, 432 Patterson Road, Dayton 9, Ohio.

**WANTED:** BC-348-Q Receivers, we pay \$60.00. Ship Railway Express C.O.D. subject to inspection. Aircraft Radio Industries, Inc., 85 St. John St., New Haven, Conn.

## TAPE & TAPE RECORDERS

**RECORDERS, HiFi, Tapes, Free Wholesale Catalog.** Carston 215-R East 88 St., N. Y. C. 28.

**TAPE Recorders, hi-fi components, tapes.** Unusual Values. Free catalog. Dressner, 69-02 R, 174 St., Flushing 65, N. Y.

**DISCOUNTS to 50%,** recorders, tapes, hi-fi components, consoles, photograph equipment. Request specific prices only. Long Island Audio & Camera Exchange, 3 Bay 26th Street, Brooklyn 14-N, N.Y.

**AMPEX.** Concertone. Crown. Ferrograph. Presto. Tandberg. Pentron, Bell, Sherwood, Rek-O-Kut, Dynakit. Others. Trades. Roynton Studio, 10RT Pennsylvania, Yonkers, N. Y.

**RECORDERS, Tape Decks, Stereo, Tapes, Accessories,** Excellent Values, Catalogue. Efsco, 270S Concord, West Hempstead, N. Y.

## NOTICE

In replying to box numbers be sure to address letters to  
**RADIO & TV NEWS**  
1 Park Ave., New York 16, N. Y.  
Note: This does not apply to box numbers where city and state are shown

## HIGH FIDELITY

**HI-FI tape.** Best quality guaranteed. Four 1200 ft. reels \$4.95 check or money order. Marc-X Studios, 252 East 50th St., New York 17.

**DISGUSTED** with "HI" HI-FI Prices? Unusual Discounts On Your High Fidelity Requirements. Write. Key Electronics, 120 Liberty St., New York 6, N. Y. EVergreen 4-6071.

**HI-FI Haven—New Jersey's** leading sound center. Write for information on unique mail order plan that offers professional advice and low prices. 28 Easton Avenue, New Brunswick, N. J.

**WORLD Renowned Hartley Speakers** now available to Dealers, Servicemen, Custom Installers, lowest franchise requirements in high fidelity. Write Hartley Products Company, 521 East 162 Street, New York 51, N. Y.

## REPAIRS & SERVICING

**ALL Makes High Fidelity Speakers** Repaired. Amprite, 70 Vesey St., N. Y. 7, N. Y. BA 7-2580.

## TECHNICAL INSTITUTES

**ELECTRONIC And Aeronautical Engineering Technology.** Two Year Courses. Bachelor of Science Degree in three years. Northrop Institute in Southern California prepares you for highly paid positions in Aviation and Electronic Industries. Employment assistance during school and after graduation. Approved for Veterans. Write for free catalog. Northrop Aeronautical Institute, 1183 Arbor Vitae, Inglewood 1, California.

## CORRESPONDENCE COURSES

**USED Correspondence Courses and Books** sold and rented. Money back guarantee. Catalog free. (Courses bought.) Lee Mountain, Pisgah, Ala.

## MISCELLANEOUS

**DECALS—Trademarks, Service, Sales, etc.** Write Allied Decals, Inc., 8378 Hough, Cleveland, Ohio.

**SAVE Money!** Don't Buy until you get Our price list! All types Radio & TV tubes at Mfrs. prices! 100% Guaranteed! 24-Hour Service! Write United Radio Co., Newark, N. J.

**LOS ANGELES & vicinity.** Jobs currently advertised, houses, rentals, business opportunities. \$2.00 cash. A. L. Toomath, 557 E. Walnut, Pasadena, Calif.

# INDEX OF Advertisers

OCTOBER 1958

While every precaution is taken to insure accuracy, we cannot guarantee against the possibility of an occasional change or omission in the preparation of this index.

ADVERTISER	PAGE NO.	ADVERTISER	PAGE NO.
Acoustic Research, Inc.	136	Microtran Company, Inc.	162
Aero Products	94	Milwaukee School of Engineering	126
Advance Electronics	130	Minnesota Mining and Manufacturing Company	93
Airex Radio Corporation	107	Moss Electronic Distributing Co., Inc.	114, 115, 116, 117
Algeradio Electronic Co.	142	Multicore Sales Corporation	156
Alliance Manufacturing Company, The	158	Narda Ultrasonics Corporation, The	164
Allied Radio Corp.	9, 102, 103	National Radio Institute	19, 20, 122
Alvaradio Industries	163	National Schools	31
American Television & Radio Corporation	162	Newark Electric Company	146
Approved Electronic Instrument Corporation	170	Nuclear-Electronics Corporation	145
Arkay	111	Oelrich Publications	148
Arrow Sales, Inc.	151	Olson Radio Warehouse	169
Ashe Radio Co., Walter	159	Oxford Components, Inc.	110
Audit Bureau of Circulation	155	Pacific International University	148
B & K Manufacturing Co.	71	Peak Electronics Company	150
Baltimore Technical Institute	164	Perma-Power Company	157
Barry Electronics Corp.	168	Philco Accessory Division	133, 139
Bell Sound Systems, Inc.	28, 29	Photography Annual	94
Bokas Sales Company, The, R. T.	22	Pickering & Company, Inc.	106
Brooks Radio & TV Corp.	146	Picture Tube Outlet	164
Burstein-Anglebee Co.	151	Platt Electronics Corp.	129
C & H Sales Co.	138	Prentice-Hall, Inc.	120
CBS-Hytron	3	Progressive "Edu-Kits" Inc.	135
Canadian Institute of Science & Technology Ltd.	109	Quality Electronics	148
Candee Co., J. J.	153	Quam-Nichols Co.	96
Candler System Co.	164	Quietrole Company	111
Capitol Radio Engineering Institute	11, 113	RCA Institutes, Inc.	27
Carston Studios	161	R W Electronics	142
Century Electronics Co., Inc.	123, 160	Radio & Electronic Surplus Radio Corporation of America	128, THIRD COVER
Channel Master	14, 15	Radio Shack Corp.	137
Charles Engineering, Inc.	100	Radio & TV News Classified Booster	161
Chicago Standard Transformer Corporation	131	Radio & TV News	166, 167
Cleveland Institute of Radio Electronics	24, 25	Radio & TV News Subscriptions	96
Colordaptor	142	Raytheon Manufacturing Company	128, SECOND COVER
Columbia Electronics	162	Reeves Soundcraft Corp.	12
Commissioned Electronics Co.	128	Rek-O-Kut	10
Communications Company, Inc.	143	Rex Radio Supply Co.	109
Coyne Electrical School	140, 137, 164	Rider Puulisher, Inc., John F.	165
DeVry Technical Institute	5	Rinehart & Co., Inc.	108, 153
Dial-Flite Electronics	164	Rockbar Corporation	26
Dressner	164	Rohn Manufacturing Company	32
Duotone	91	Ronette Acoustical Corporation	110
Dynaco Inc.	90	Sams & Co., Inc., Howard W.	13, 130, 142
Edmund Scientific Co.	156	Sarkes Tarzian, Inc.	138
EICO	33, 34, 149	Schober Organ Corporation, The	132
Electro-Voice Inc.	104, 105	Science & Mechanics	164
Electronic Chemical Corp.	160	Scott Inc., H. H.	101
Electronics Kits Guide and Directory	146	Seco Manufacturing Co.	118
Engineering Associates	150	Service Instruments Corp.	157
Erie Resistor Corporation	128	Shure Brothers, Inc.	112
Fair Radio Sales	161	Sparks Radio Supply	134
G & G Radio Supply Co.	121	Snauld's Products Company	148
General Electric	16, 17, 91	Sprayberry Academy of Radio-Television	23
Goodheart Co., R. E.	124	Standard Line Electric Company	119
Grantham School of Electronics	7	Standard Surplus	150
Grommes, Division of Precision Electronics Inc.	108, 147	Stromberg-Carlson	107
Harvey Radio Co., Inc.	124	Sylvania Electric Products Inc.	10
Heath Company	72, 73, 74, 75, 76, 77, 78, 79, 80, 81, 82, 83, 84, 85, 86, 87	"TAB"	171
Henshaw Radio Supply	145	Tech Master Corporation	132
Hi-Fi Annual & Audio Handbook	154	Telemarine Communications Co., Inc.	127
Hi-Fi Directory & Buyers' Guide	158	Telematic Industries, Inc.	100
Hickok Electrical Instrument Co., The	144	Terado Company	92
Hughes	21	Thorens	92
Indiana Technical College	159	Transvision, Inc.	163
International Radio & Electronics Corporation	134	Tri-State College	131
Jensen Manufacturing Company	6	Triad Transformer Corporation	160
Jerrold Electronics Corporation	95	University Loudspeakers, Inc.	88, 89
Key Electronics Co.	145	V. & H. Radio-Electronics	148
Klein & Sons, Mathias	8	Valparaiso Technical Institute	148
Krylon	134	Van Nostrand Co., Inc., D.	144
Kuhn Electronics	148	Video Electric Company	141
L. I. Electro-Labs, Inc.	131	Weller Electric Corp.	125
L. R. Electronics	132	Western Radio	146
Lafayette Radio	97, 98, 99	World Radio Laboratories	153
Lampkin Laboratories, Inc.	109	Xcelite, Incorporated	163
Lektron	156	Your Career In Electronics	152
McGraw-Hill Book Co.	172	Zalytron Tube Corp.	151, 161
Mallory & Co., Inc., P. R.	FOURTH COVER		

## "TAB" Tubes Tested, Inspected, Boxed

New and Used Gov't & Mfgs.' Surplus & Mos. Guarantee! No Rejects— Orders \$10 or more, Receiving Types only ppd.— 48 States

0A2	.80	8B16	.72	12AT6	.58	117Z3	.65
0B2	.72	6B27	.99	12AU6	.89	117Z3	1.10
0C3	.84	6B7	1.95	12AU6	.63	2C51	2.65
0D3	.80	6B6E	1.08	12AU7	.69	2021	.68
12A6	5.00	6BQ6	1.19	12B7	.59	6X00	3.00
1A7	1.00	6B27	1.25	12BA6	.65	717A	5.31
1B3	.78	6C4	.49	12B7	.99	4125	29.00
1B5	.78	6C5	.69	12B6E	.69	12BD6	35.00
1S4	.84	6CB6	.80	12B6	.59	4E27	7.00
1T4	.78	6CDE	1.49	12BF6	.59	4PR6	29.50
1U4	4/31	6H6	.59	12BH7	.99	4X150	19.00
1U5	.89	6J5	.59	12BY7	1.00	4X250	35.00
32A	.68	6J6	.59	12C6	.69	6X00	3.00
3Q4	.68	6K6	.59	12C6U6	1.45	58P1	3.98
3Q5	.86	6K7	.79	12SA7	.69	58P4	1.98
3V4	.68	6L6	1.19	12S07	.99	100T	7.00
3V4	.99	6S4	.59	12S47	.79	250T	20.00
5R4	1.25	6SR	.99	12S47	.79	250T	20.00
5R4	.89	6SA7	.69	12S07	.59	418A	14.00
5V4	.89	6SB7	1.19	12S07	.69	418A	14.00
5Y3	.59	6SC7	.89	198G6	2.15	450T	43.00
6AB4	.59	6SG7	.79	19T8	1.16	807	1.29
6AC7	.79	6SH7	.69	258G6	1.39	808	1.00
6A4	.89	6SJ7	.69	25B6	.69	812	3.00
6AM6	.99	6SK7	.79	25W4	.77	810	10.00
6AK5	.69	6SL7	.89	25Z5	.72	811	3.00
6A5	.59	6S7	2/31	25Z6	.69	812	3.00
6AQ5	.66	6S7	7/31	EL34	3.49	813	9.00
6AS7	3.00	6SR7	.79	EL37	2.49	814	2.45
6A76	.49	6T6	.49	6T6	.69	816	2.50
6AU4	1.29	6UR	.98	35W4	5.29	829B	8.00
6AU5	1.19	6V6	1.39	35Y4	.69	832A	7.00
6AU6	.69	6W4	.79	35Z5	.89	866A	1.60
6A4	2.90	6W6	.59	50A5	.69	850	3.00
6BA6	.59	6X4	.59	50B5	.69	879	1.20
6BA7	1.00	6X5	.49	50C5	.69	881	2.70
6BD6	.69	6Y6	.89	50L6	.69	6550	3.90
6BE6	.89	7N7	1.49	50M6	3.69	84	1.00
6RG6	1.50	12AL5	.59	75	.89	5654	1.00
6BH6	.79	12AQ5	.75	80	.59	5894	12.00

Write for Complete Tube List! Discounts to QRY. Buyers


TUBES WANTED! WE BUY! SELL & TRADE!

### NEW "TEKSEL" SELENIUM FULL WAVE BRIDGE RECTIFIERS. ONE YEAR GTD!

AMF. 18VAC 36VAC 72VAC 144VAC  
CONT. 14VDC 28VDC 56VDC 118VDC

1AMP	\$ 1.30	\$ 2.00	\$ 4.90	\$ 9.45
2AMP	2.15	3.00	6.25	12.30
3AMP	2.90	4.00	8.50	16.30
6AMP	4.15	8.00	18.75	36.15
10AMP	6.10	12.15	26.30	48.90
15AMP	9.90	19.00	40.00	76.80
24AMP	15.00	29.45	57.50	108.45

Write for DC Power Catalog



### NEW GTD RADIO & T.V. RECTIFIERS

35MA 40c @. 6 for \$2; 65MA 45c @. 5 for \$2;  
75MA 49c @. 5 for \$2; 100MA 59c @. 6 for \$3;  
150MA 70c @. 8 for \$5; 250MA 79c @. 6 for \$4;  
300MA 69c @. 10 for \$6; 500MA 70c @. 10 for \$6.50;  
400MA 51.10 @. 5 for \$5; 500MA 51 @. 10 for \$9.

Order \$10. Postpaid 48 States!

### TOROID COMPUTER LOGIC TRANSFORMER & DATA

Toroid—Use as gate or counting circuit or logic data memory device. 3 windings 200ma/2 microseconds switching tape wound core. "IBM" design. Fits 8 pin miniature sockets. \$1.50 each. 5 for \$5, 100 for \$75; Postpaid!



### DIAMOND PHONO-NEEDLES Postpaid 48 States!

REGISTERED ONE YR. GUARANTEED BY THE MFGR!  
ALL MAKES LP&78—ONE DIAMOND.  
TWO DIAMONDS \$14; DIAMOND & SAPPHIRE... \$8

PLEASE SEND CARTRIDGE NAME & NUMBER


### "ERIN" FINEST HI-FI RECORDING TAPE

1200 Ft.—7" Reel Lots  
Money Back Gtd. \$1.45 ea. of 3

Highest quality controlled plastic base tape made by new Erin process. Precision coated & slit. Gtd. Constant OUTPUT. Ferro 7 1/2 IPS 40-15 KC. Singly \$1.59. Add 15c each Postpaid 48 States. New 1st Quality "Mylar" 2400 Ft.—7" Reel Ferro Erin Glass Process Recording tape... \$1.45, 3 for \$12



### INFRARED RECEIVER ASSEMBLY USE/ US-AM-R400. DIRECT VIEWING TEL. SPECTROPHOTOMETER. INFRARED ENERGY INTO A VISIBLE IMAGE ON AN INHIBIT SCREEN INCLUDES INFRARED FILTERS & RADIOMETER CALIBRATION SYSTEM. NAVY COST \$216 INCLUDES INST. CASE & DATA. SPECIAL \$21.



### NEW TPSK2 DC POWER FOR TRANSISTORS!!

Transistors! Filtered Power Supply Kit used to power transistor circuits, amplifiers, etc. Delivers 12VDC at 2AMPS filtered less than 0.5% ripple or 28VDC at 1A TPSK2 Kit \$18; TPS2W assembled & wired \$24.

115VAC Invt. Transformer & Full Wave Bridge Rectifier for 12VDC @ 2AMPS.	or
RECTRAN KIT RT1K	..... \$4.50
RT1W Assembled & Wired	..... \$8.50
RT2K Kit 12 or 18VDC at 6 AMPS.	..... \$9.00
RT2W Assembled & Wired	..... \$14.75

### KITS! "TAB" THE BEST KITS!

All Kits Contain Most Popular Values & Sizes

Kit 35 Precision Resistors	Kit 75 Mix Cond's
Kit 4 Mike Transf.	Kit 6 Crystal Diodes
Kit 3 Transistor Transf.	Kit 8x25 ft. Hookup Wire
Kit 150 Carbon Resistors	Kit 100 Fuses
Kit 42 Panel Lamps	Kit 100 Ceramic Cond
Kit 12 Electrolytic Cond's	Kit 3 Cokes
Kit 15 Volume Controls	Kit 6 Crystals & Holders
Kit 36 Tube Sockets	Kit 15 Inductors & Coils
Kit 50 Tubular Cond's	Kit 5 Microswitches
Kit 500 Lugs & Eyelets	Kit 10 Wheat Lamps
Kit 10 Kmit Mica Cond's	Kit 40 Insulators
Kit 5 Lbs. Surprise Kit	Kit 85 Insulated Resist.
Kit 10 Mmit Mica Cond's	Kit 7 Knobs
Kit Encapsulation Fluid	Kit 15 Glycol Varnish
Kit Volume Control Fluid	Kit 10 Ferri Slugs
Kit 35 Power Resistors	

BUY 10 KITS GET ONE FREE! EACH KIT 99c

BATTERY CHARGER KIT 2 to 4 Amps. Charges 2-16 & 12 Volt Batteries. Kit HCK-1 Kit \$12.75

COLLINS L.N. 32V3 5S75; 75A3 5350. Both 32V3 & 75A3 5S75.

## "TAB"

TERMS: Money Back Guarantee! Our 14th year. \$2 min order F.O.B. N.Y.C. Add ship charges or for C.O.D. 25% Dep. Prices shown subject to change.

111-WR LIBERTY ST., N. Y., 6, N. Y. Send 25c for Catalog. PHONE: RECTOR 2-6245

# NOW READY! McGraw-Hill's New Train-Yourself Course

TELEVISION AND  
RADIO REPAIRING

REPAIRING  
RECORD CHANGERS

PROFITABLE RADIO  
TROUBLESHOOTING

PRACTICAL RADIO  
SERVICING

PROFITABLE  
TELEVISION  
TROUBLESHOOTING

**6 BIG  
VOLUMES**  
Including  
Home Course  
Outline!  
Shows how  
to Get  
Ahead Fast.

# FIX TV RADIO and RIGHT AWAY RECORD CHANGERS

—even if you've never looked inside a set before!



BE YOUR  
OWN BOSS!

**AT LAST — at Amazing LOW COST — The Most Complete TV-Radio Repair Course Ever Published. TELLS and SHOWS How to Do Every Job Quickly and Easily — Make GOOD MONEY, Full or Spare Time in the BOOMING Repair Business**

**AFTER 10 YEARS OF PREPARATION** — McGraw-Hill's new 6-Volume Course brings you everything you need to know to "cash in" on the TV-RADIO boom. Over 2,350 pages of money-making "know-how" by top factory engineers and electronic experts. **THREE** giant REPAIR MANUALS tell and show how to FIX every trouble the easy way. **TWO** huge TROUBLESHOOTERS tell exactly WHERE to begin, WHAT tools to use, HOW to "polish off" every job. Complete Home Study Volume guides you every step of the way, tells how to get ahead fast as a repairman — build up your own business, full or spare time, for **BIG PROFITS!**

### EARN While You Learn

Tested — and now used in top schools, and repair shops — Course volumes are simple enough for green beginners, amazed "pros" with new easy methods. Starts you doing simple repairs — and earning money — from very first chapter. ABC pictures and directions make tougher jobs a "snap." Before you finish you can earn many times its cost.

NO previous training needed. NO complicated formulas. **PLAIN ENGLISH**

pictures and directions cover ANY job on EVERY set — tubes, circuits, speakers, new a-c/d-c portables, Color TV, even what to charge for every job!

### BIG MONEY — Spare or Full Time

Forget lack of experience. Forget your age. Over 40 MILLION TV sets, 130 MILLION radios — and the shortage of repairmen — mean big money for you. Course makes it easy to "cash in," spare time or full, start your own business, enjoy your work and a big bank account!

### SEND NO MONEY

Try Course 10 days FREE. (We pay shipping!) If you don't agree it can get you started in a money-making repair business — return it, pay nothing. Otherwise keep it. Earn while you learn; and pay the low cost on easy terms. Mail coupon NOW. McGraw-Hill Book Co., Dept. RTN-10 327 West 41st St., New York 36, N. Y.

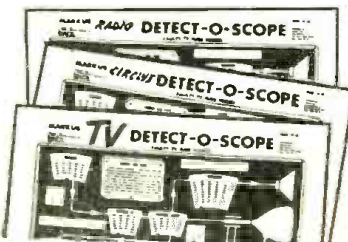
Examine  
Entire Course  
**FREE**  
for 10 Days!

**THIS AMAZING  
OFFER SAVES  
YOU \$11.85!**

### PARTIAL CONTENTS

- 1 Television and Radio Repairing — Testing, repairing, replacing parts, 566 pages. 700 "This-Is-How" pictures, diagrams. By John Markus, Feature Ed., Electronics Magazine.
- 2 Practical Radio Servicing — Easy-to-follow directions, diagrams, drawings — with job sheet for every repair job. 599 pages. 473 illus. By William Marcus, Alex Levy, Electronic Training Experts.
- 3 Profitable Radio Troubleshooting — WHERE to look and WHAT to do for every trouble. How to avoid costly mistakes, handle customers profitably. 330 pages. 153 "how-to" illus. By William Marcus, Alex Levy.
- 4 Profitable TV Troubleshooting — Short-cuts to SPOT and FIX every trouble — fast, for big profits. By Eugene A. Anthony, Service Consultant, General Elec. Co.
- 5 Repairing Record Changers — Step-by-step pictures and directions — how to set up service bench, etc. 278 pages. 202 A-B-C pictures. By Eugene Ecklund, Eng. DuMont Lab., Inc.
- 6 Complete Home Course Outline — Getting started in television and radio servicing. How to get the most out of your Course. How to get ahead FAST. By John Markus.

**Free** ALL THREE Valuable Repair Aids: TV, RADIO, and CIRCUIT Detect-O-Scopes (Total Retail Value \$3.00)



**FREE** — whether you keep the Course or not — **THREE** amazing DETECT-O-SCOPE Charts. TV and RADIO Scopes enable you to spot all tube troubles in a jiffy. CIRCUIT Scope spots all circuit troubles. Make fix-it jobs easier, faster. 16 x 21 inches. **ALL THREE** (worth \$3.00) yours **FREE** while they last on this introductory offer.

### THIS COUPON SAVES YOU \$11.85

McGraw-Hill Book Co., Dept. RTN-10  
327 West 41st St., New York 36, N. Y.

Send me — postpaid — for 10 DAYS' FREE TRIAL the 6-Vol. McGraw-Hill TV, Radio and Changer Servicing Course. If okay, I'll remit only \$4.95 in 10 days; then \$5.00 monthly for 5 months. (A total savings of \$11.85 on the regular price of the Course and Detect-O-Scopes.) Otherwise, I'll return Course in 10 days; pay nothing.

Also send FREE (to keep whether or not I keep the Course) the 3 TV, RADIO, and CIRCUIT DETECT-O-SCOPE CHARTS, — total value \$3.00

Name .....

(Please Print Clearly)

Address .....

City ..... Zone No. .... State .....

CHECK HERE if you prefer to enclose first payment of \$4.95 with coupon. Same easy pay plan; same 10-day return privilege for full refund. RTN-10



*Hurry! Hurry! Hurry!*

# FREE GIFTS

...with your purchases of  
**RCA TUBES!**

Right now RCA is offering for the first time anywhere, one of the greatest bargains ever presented on this or any other midway! With this exclusive RCA offer, you receive these valuable premiums absolutely free with your purchases of RCA Receiving Tubes!

for only  
**250** RCA  
TUBES!

**FREE**—a \$19.95 value—the exclusive RCA TV-TOTER! Saves your time, your energy. Safely handles chassis and sets, upstairs, downstairs, in the shop. Rugged. Lightweight. Absolutely free with your purchase of 250 RCA Receiving Tubes.



for only  
**750** RCA  
TUBES!



**FREE**—a \$59.50 value—your choice of a Bulova watch! Choose either the handsome "Pacemaker" for yourself, or the lovely "Nanette" for your lady. Absolutely free with your purchase of 750 RCA Receiving Tubes.

See your authorized  
RCA tube distributor  
...today! This  
offer is good for  
a limited time only!



**RADIO CORPORATION OF AMERICA**

Electron Tube Division

Harrison, N. J.

... another  
**P. R. MALLORY & CO. Inc.**  
**MALLORY**  
service-engineered  
product

# Solve Hot Filter Problems with Mallory FP Capacitors



TV circuits, hi-fi amplifiers, and other electronic equipment are being squeezed into some pretty small cabinets these days. That means higher working temperatures in the cabinet, and—quite often—filters being mounted next to hot rectifiers and output tubes.

Ordinary replacement filters wilt under this heat . . . but not Mallory FP capacitors. FP's are the original capacitors for temperatures up to 85°C (that's 185°F). The combination of fabricated plate construction and etched cathodes, available without premium price only in Mallory FP capacitors, assures long life and hum-free performance.

Protect your service reputation *and* put a stop to "call-backs"—by insisting on Mallory FP capacitors. See your Mallory Distributor—today.

**P. R. MALLORY & CO. Inc.**  
**MALLORY**

P. R. MALLORY & CO. Inc., INDIANAPOLIS 6, INDIANA

• Capacitors • Vibrators • Resistors • Controls • Switches • Filters  
• Rectifiers • Power Supplies • Mercury and Zinc-Carbon Batteries