

# RADIO & TELEVISION NEWS

ANC

OCTOBER  
1954  
35 CENTS  
In U. S. and Canada



*World's Leading Electronics Magazine*

## IN THIS ISSUE

• TONE-COMPENSATING PREAMP

• COMMUNICATION SET  
• THE EASY WAY

• TV CINDERELLA

• ECONOMY MODEL GRID DIPPER

• A REGENERATIVE  
SHORT-WAVE RECEIVER

• "BOOTSTRAP"  
INTERVAL TIMER

• TWO-TUBE  
SQUARE-WAVE GENERATOR


• A LOW-POWERED  
PHONO AMPLIFIER

• ECONOMY MODEL TV SETS

• MOBILE COMMUNICATIONS-  
CENTER PROVIDES  
EMERGENCY SERVICE  
(See Page 39)



# ANOTHER RAYTHEON FIRST!



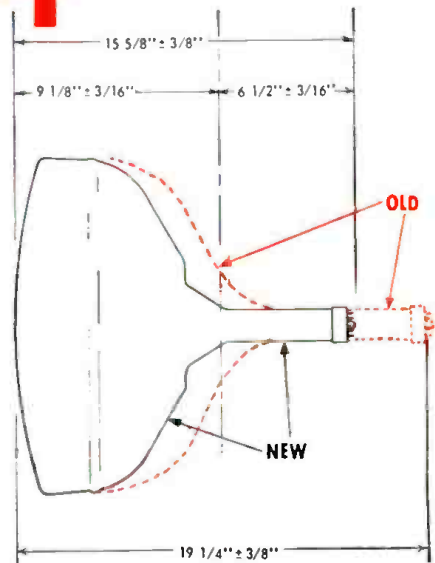
## RAYTHEON 17AVP4

**NEW 17" 90° DEFLECTION  
PICTURE TUBE**

Raytheon leads the way to smaller, light weight, more compact, television receivers with the amazing new 17AVP4 monochrome picture tube. It is  $3\frac{5}{8}$  inches shorter in overall length and approximately 4 pounds lighter than present 17 inch tubes. The type 17AVP4 incorporates a new 90° deflection angle bulb, a 1 inch shorter neck length and achieves maximum compactness with conventional viewing area. The 17AVP4 has electrostatic focus, magnetic deflection and features the same crisp, clean picture that makes all Raytheon Picture Tubes outstanding for quality.

This important new Raytheon tube, developed and produced at Raytheon's new modern picture tube plant at Quincy, Massachusetts is one more reason why you can standardize on Raytheon Picture Tubes with complete confidence that you are giving your customers the very latest and best.

*Remember, Raytheon Picture Tubes are Right for Sight, Right for You, and always New. Buy them through your nearest Raytheon Tube Distributor.*



**RAYTHEON MANUFACTURING COMPANY**

Receiving and Cathode Ray Tube Operations  
Newton, Mass., Chicago, Ill., Atlanta, Ga., Los Angeles, Calif.

RAYTHEON MAKES ALL THESE:

RECEIVING AND PICTURE TUBES • RELIABLE SUBMINIATURE AND MINIATURE TUBES • SEMICONDUCTOR DIODES AND TRANSISTORS • NUCLEONIC TUBES • MICROWAVE TUBES

*Excellence in Electronics*

# I WILL TRAIN YOU AT HOME FOR GOOD PAY JOBS IN RADIO-TELEVISION



J. E. SMITH has trained more men for Radio-Television than any other man. OUR 40th YEAR.

**America's Fast Growing Industry Offers You Good Pay—Bright Future—Security**

## I TRAINED THESE MEN



"Started to repair sets six months after enrolling. Earned \$12 to \$15 a week in spare time."—Adam Kramlik, Jr., Sunnysport, Pennsylvania.

"Up to our necks in Radio-Television work. Four other NRI men work here. Am happy with my work."—Glen Peterson, Bradford, Ont., Canada.



"Am doing Radio and Television Servicing full time. Now have my own shop. I owe my success to N.R.I."—Curtis Stath, Ft. Madison, Iowa.

"Am with WCOC. NRI course can't be beat. No trouble passing 1st class Radio-phone license exam."—Jesse W. Parker, Meridian, Mississippi.



"By graduation, had paid for course, car, testing equipment. Can service toughest jobs."—E. J. Streitenberger, New Boston, Ohio.

**AVAILABLE TO VETERANS UNDER G.I. BILLS**

## You Learn by Practicing with Parts I Send



Nothing takes the place of PRACTICAL EXPERIENCE. That's why NRI training is based on LEARNING BY DOING. You use parts I furnish to build many circuits common to Radio and Television. As part of my Communications Course, you build many things, including low power transmitter shown at left. You put it "on the air," perform procedures required of broadcasting operators. With my Servicing Course you build modern Radio, etc. Use Multitester you build to make money fixing sets. Many students make \$10, \$15 week extra fixing neighbors' sets in spare time while training. Coupon below will bring book showing other equipment you build. It's all yours to keep.

**The Tested Way To Better Pay!**

Training plus opportunity is the PERFECT COMBINATION for job security, good pay, advancement. In good times, the trained man makes the BETTER PAY, GETS PROMOTED. When jobs are scarce, the trained man enjoys GREATER SECURITY. NRI training can help assure you more of the better things of life.

**Start Soon to Make \$10, \$15 a Week Extra Fixing Sets**

Keep your job while training. I start sending you special booklets that show you how to fix sets the day you enroll. Multitester built with parts I send helps you make \$10, \$15 a week extra fixing sets while training. Many start their own Radio-Television business with spare time earnings.

**My Training Is Up-To-Date**

You benefit by my 40 years' experience training men at home. Well illustrated lessons give you basic principles you need. Skillfully developed kits of parts I send (see below) "bring to life" things you learn from lessons.

**2 FREE BOOKS SHOW HOW MAIL COUPON**



**Television Making Good Jobs, Prosperity**—Even without Television, Radio is bigger than ever. 115 million home and auto Radios to be serviced. Over 3000 Radio broadcasting stations use operators, technicians, engineers. Government, Aviation, Police, Ship, Micro-wave Relay, Two-Way Radio Communications for buses, taxis, trucks, etc., are important and growing fields. Television is moving ahead fast.



About 200 Television stations are now on the air. Hundreds of others being built. Good TV jobs opening up for Technicians, Operators, etc.

25 million homes now have Television sets. Thousands more are being sold every week. Get a job or have your own business selling, installing, servicing.

**Radio-TV Needs Men of Action—Mail Coupon**

Act now to get more of the good things of life. Actual lesson proves my training is practical, thorough. 64-page book shows good job opportunities for you in many fields. Take NRI training for as little as \$5 a month. Many graduates make more than total cost of training in two weeks. Mail coupon now. J. E. SMITH, President, National Radio Institute, Dept. 4KE, Washington 9, D. C. OUR 40TH YEAR.

**Good for Both—FREE**

MR. J. E. SMITH, President, Dept. 4KE  
National Radio Institute, Washington 9, D. C.  
Mail me Sample Lesson and 64-page Book, FREE.  
(No salesman will call. Please write plainly.)

Name ..... Age .....  
Address .....  
City ..... Zone ..... State .....

**VETS** write in date of discharge



RADIO & TELEVISION NEWS is published monthly by Ziff-Davis Publishing Company, William B. Ziff, Chairman of the Board (1946-1953), at 64 E. Lake St., Chicago 1, Ill. Entered as second-class matter July 21, 1948, at the Post Office, Chicago, Ill., under the act of March 3, 1879. Authorized by Post Office Department, Ottawa, Canada, as second-class matter. **SUBSCRIPTION RATES:** Radio & Television News—One Year U. S. and possessions, and Canada \$4.00; Pan-American Union countries \$4.50; all other foreign countries \$5.00. Radio-Electronic Engineering Edition—One Year U. S. and possessions, and Canada \$6.00; Pan-American Union countries \$6.50; all other foreign countries \$7.00. Postmaster—Please return undelivered copies under form 3589 to 64 E. Lake St., Chicago 1, Ill.

Editor and Asst. Publisher  
**OLIVER READ, D.Sc., WIETI**

Managing Editor  
**WM. A. STOCKLIN, B. S.**

Technical Editor  
**H. S. RENNE, M. S.**

Service Editor  
**CHARLES TEPPER**

Assistant Editors  
**P. B. HOEFER**  
**M. C. MAGNA**

Television Consultant  
**WALTER H. BUCHSBAUM**

Short-Wave Editor  
**KENNETH R. BOORD**

Art Editor  
**FRANK SAYLES**

Draftsmen  
**A. A. GANS, W2TSP**  
**J. A. GOLANEK**

Advertising Manager  
**L. L. OSTEN**

Midwest Adv. Manager  
**JOHN A. RONAN, JR.**

Western Adv. Manager  
**JOHN E. PAYNE**



COVER PHOTO: One vehicle in the elaborate Mississippi Highway Safety Patrol communications system. The "forest" of antennas shown erected on and around the truck cover all the applicable communications bands. (Ektachrome by Lloyd C. Hawkins)

#### ZIFF-DAVIS PUBLISHING COMPANY

President  
**B. G. DAVIS**

Vice-Presidents  
**H. J. MORGANROTH**  
**M. H. FROELICH**

Secretary-Treasurer  
**G. E. CARNEY**

Circulation Manager  
**M. MICHAELSON**

#### BRANCH OFFICES

CHICAGO (11)  
64 E. Lake St., AN 3-5200

LOS ANGELES (14)  
Stotler Center, 900 Wilshire Blvd., Mich. 9850

## First in radio- television-audio-electronics

Average Paid Circulation over 246,000

Radio News Trademark Reg. U. S. Pat. Office • Television News Trademark Reg. U. S. Pat. Office.



## CONTENTS

## OCTOBER, 1954

Mobile Communications Center Provides Emergency Service.....	Fred C. McKay, W5LIM	39
A Low-Powered Phono Amplifier.....	Hector E. French	42
Communication Set—The Easy Way.....	Jay Stanley	44
TV Cinderella.....	E. D. Lucas, Jr.	47
Two-Tube Square-Wave Generator.....	J. Giannelli	50
"Bootstrap" Interval Timer.....	Murray Hillman, W6QHK	52
Economy Model Grid Dipper.....	Robert D. Oliver	54
A Tone-Compensating Preamp.....	John H. Daniel	56
Certified Record Revue.....	Bert Whyte	60
A Regenerative Short-Wave Receiver.....	William C. Stoecker	61
Fundamentals of Color TV—Deflection and High Voltage (Part 8).....	Milton S. Kiver	64
Economy Model TV Sets.....	Walter H. Buchsbaum	68
New Multichannel Mixer.....		71
The "Mark 12".....	Victor Brociner	72
Mac's Radio Service Shop.....	John T. Frye	74
A Photoelectric Contrast Control.....	Peter J. Vogelgesang	89
Antenna Antics.....	Art Margolis	90
Fringe Area FM Antenna.....	Jesse L. Meredith, Jr.	100
New TV Grants Since Freeze Lift.....		112
New TV Stations on the Air.....		112
Outdoor Soldering.....	Elbert Robberson	118
Power Supply for Reforming Electrolytics.....	Joseph Amorose	122
I Married a TV Technician.....	Lea Kessler	138
Use Your Receiver for P.A. Work.....	Everett G. Taylor, W8NAF	152
Find the Open Filament.....	Phil Weiss	156
Radio-TV Service Industry News.....		170

### DEPARTMENTS

For the Record.....The Editor	8	What's New in Radio.....	103
Spot Radio News.....	16	New TV Products.....	141
Within the Industry.....	28	Manufacturers' Literature.....	162
Short-Wave.....K. R. Boord	70	Technical Books.....	169
		New Audio Equipment.....	180



COPYRIGHT 1954  
(All Rights Reserved)  
**ZIFF-DAVIS PUBLISHING COMPANY**  
WILLIAM B. ZIFF (1898-1953) FOUNDER  
Editorial and Executive Offices  
366 Madison Ave., New York 17, N. Y.  
VOLUME 52 • NUMBER 4




Member  
Audit Bureau of  
Circulations

SUBSCRIPTION SERVICE: All communications concerning subscriptions should be addressed to Circulation Dept., 64 E. Lake St., Chicago 1, Ill. Subscribers should allow at least four weeks for change of address.  
CONTRIBUTIONS: Contributors are advised to retain a copy of their manuscripts and illustrations. Contributions should be mailed to the New York Editorial Office and must be accompanied by return postage. Contributions will be handled with reasonable care, but this magazine assumes no responsibility for their safety. Any copy accepted is subject to whatever adaptations and revisions are necessary to meet the requirements of this publication. Payment covers all author's, contributor's, and contestant's rights, title, and interest in and to the material accepted and will be made at our current rates upon acceptance. All photos and drawings will be considered as part of the material purchased.

**RADIO & TELEVISION NEWS**

All Electronic Parts  
YOURS TO KEEP!

Now!  
Work over  
**300**  
practical projects  
WITH THESE  
PARTS...



MULTIMETER



.... TO  
HELP YOU LEARN

# TELEVISION

**RADIO-ELECTRONICS** Now... at home in spare time you can get BOTH the very training and subsequent Employment Service you need to help you start earning real money in America's thrilling, multi-billion dollar opportunity field of Television-Radio-Electronics. Now that Television is coming to almost every community, here is a chance of a lifetime to prepare to cash in on one of Television's great expansions.

D.T.I.'s amazingly practical home method enables you to set up your own HOME LABORATORY. You get many Electronic parts which you mount on individual bases with spring clip connectors. Tops for experimenting! Add or remove parts in a jiffy. No wasted hours of soldering and unsoldering for each project. You spend minimum time to get maximum knowledge of important circuits that really work. In fact, you get exactly the same type of basic training equipment used in our Chicago training laboratory—one of the nation's finest.

### Build and KEEP This VALUABLE TEST EQUIPMENT


Your home laboratory projects also include building and keeping a versatile 5 inch Oscilloscope and precision Jewel Bearing Multi-Meter. These quality commercial test instruments help you EARN WHILE YOU LEARN and will prove mighty valuable, should you later decide to start your own full time TV-Radio service business. You also build and keep a quality 21 inch TV SET.

### D.T.I. Provides EVERYTHING YOU NEED to master TELEVISION

In addition to your home laboratory and easy-to-read lessons, you even use HOME MOVIES—a wonderfully effective and exclusive D.T.I. training advantage. You watch hidden actions... see electrons on the march. Important fundamentals... become "movie clear," helping you learn faster... easier... better.

Full time Residential training in D.T.I.'s great Chicago laboratories also available. MAIL COUPON TODAY for all facts. (If subject to Military Service, you'll especially welcome the information we have for you.)

D.T.I.'s Training is available in Canada



HOME MOVIES


**89 WAYS TO EARN MONEY**

**MAIL COUPON TODAY!**



**21 INCH**

Build and keep this BIG DTI Engineered TV set—easily converted to U.H.F. (DTI offers another home training, but without the TV set.)



"ONE OF AMERICA'S FOREMOST TELEVISION TRAINING CENTERS"


**DEVRY TECHNICAL INSTITUTE**  
AFFILIATED WITH  
**DEFORST'S TRAINING, INC.**  
CHICAGO 41, ILLINOIS

**DEVRY TECHNICAL INSTITUTE**

4141 BELMONT AVE., CHICAGO 41, ILL. DEPT. RN-10-K

I would like your valuable information-packed publication showing how I can get started toward a good job or my own business in Television-Radio-Electronics.

Name \_\_\_\_\_ Age \_\_\_\_\_  
Street \_\_\_\_\_ Apt. \_\_\_\_\_  
City \_\_\_\_\_ Zone \_\_\_\_\_ State \_\_\_\_\_



Zone Refining apparatus, showing tube and induction-heating coils. For transistors—tiny electronic amplifiers—germanium is made extremely pure. Then special impurities are added in controlled amounts for best transistor performance.

# 1 part in 10,000,000,000

To make the most of their revolutionary invention, the transistor, Bell Laboratories scientists needed ultra-pure germanium.

The scientists solved their problem by devising a radically new refining process. The germanium it yields may well be the purest commercially produced material on earth.

It has only *one part in ten billion* of impurities harmful to transistor performance. That's about the same as a pinch of salt in 35 freight cars of sugar.

Yet the new process, Zone Refining, is simple in principle. An ingot

of germanium is drawn through a series of induction-heating coils that melt narrow zones of the substance. Since impurities are more soluble in the liquid than in the solid form of a metal, the molten zones collect impurities. They are swept along by the successive melts to the end of the ingot, which is finally cut off.

Zone Refining is also being applied to the ultra-purification of other materials useful to telephony. This single achievement of research at Bell Telephone Laboratories clears the way for many advances in America's telephone system.

**BELL TELEPHONE LABORATORIES**

IMPROVING AMERICA'S TELEPHONE SERVICE PROVIDES CAREERS  
FOR CREATIVE MEN IN SCIENTIFIC AND TECHNICAL FIELDS



**RADIO & TELEVISION NEWS**

# HEAR THE DIFFERENCE !

Based on the famous University model WLC Theater System used so successfully and extensively in deluxe stadium and outdoor theater installations . . . auditoriums, expositions, concert malls and other important applications where only the highest quality equipment is acceptable—University engineers now bring you a smaller, compact version—the BLC—for general application in public address work. The BLC is the New standard for both voice and music, indoors and outdoors. The BLC is now yours, at the low low price of

ONLY  
**\$75**  
LIST



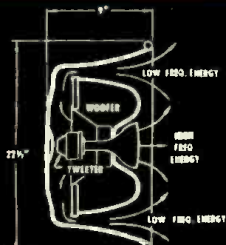
MAKE *Every* P.A.  
A HI-FI INSTALLATION  
WITH THE *New* MODEL  
**BLC**

FULL RANGE  
WEATHERPROOF  
COAXIAL  
SPEAKER



## SPECIFICATIONS

Response 70-15,000 cps  
Power Capacity 25 watts  
Impedance 8 ohms  
Dispersion 120 degrees  
Mounting 180° adjustable "U" bkt.  
Dimensions 22 1/2" diameter, 9" depth



Ask your distributor for a convincing demonstration, and HEAR THE DIFFERENCE !

### More Efficient:

DUAL RANGE THEATER TYPE SYSTEM permits uncompromising design of the "woofer" and "tweeter" sections for greatest efficiency. Hear it penetrate noise with remarkable fidelity and intelligibility.

**Less Distortion:** SEPARATE LOW AND HIGH FREQUENCY DRIVER SYSTEMS with electrical crossover reduces intermodulation and acoustic phase distortions common to other systems which attempt to use two different horns on a single diaphragm.

**More Compact:** EXCLUSIVE WEATHERPROOF DUAL RANGE COAXIAL DESIGN eliminates wasted space. Depth of BLC is only 9"; can be mounted anywhere, even flush with wall or ceiling.

**More Dependable:** EXPERIENCED MECHANICAL ENGINEERING AND CAREFUL ELECTRICAL DESIGN meet the challenge of diversified application and environmental hazards. Rugged, and conservatively rated—you can rely on the BLC.

**Better Lows:** BALANCED "COMPRESSION" TYPE FOLDED HORN, starting with eight inch throat and energized by top quality low frequency "woofer" driver provides more lows than other bulky designs.

**Better Highs:** DRIVER UNIT TWEETER with exclusive patented "reciprocating flares" wide angle horn transmits more highs with greater uniformity . . . high frequency response that you can hear!

Write Desk No. 10  
For Full Descriptive  
Literature

**University LOUDSPEAKERS INC.**

80 SOUTH KENSICO AVENUE

WHITE PLAINS, N. Y.

for the Finest in  
HIGH FIDELITY...

**Electro-Voice**®


**ENCLOSURES  
and  
SPEAKER SYSTEMS**



Pioneer  
in Hi-Fi



the Aristocrat



the Regency

*The Speaker System and Enclosure are the cornerstone of every high fidelity system. From the complete E-V line, you can easily choose the exact reproducer to meet your musical taste and budget. The Aristocrat and Regency shown here are but two of the 2, 3 and 4-way speaker systems and enclosures designed by E-V to provide the full range of properly balanced music for most enjoyable high fidelity reproduction.*

Aristocrat—from \$66.00 Audiophile Net and up  
Regency—from \$120.00 Audiophile Net and up  
Others from \$39.00 to \$727.50

See your E-V Authorized Distributor

Write for Condensed  
Catalog No. 119

**Electro-Voice, INC.**  
BUCHANAN, MICHIGAN

*For the* **RECORD.**

BY THE EDITOR

## TELEVISION AND COMBAT

THE use of TV to lend eyes to the commander of an army field force and make him an actual eyewitness to an amphibious landing or a defensive maneuver has long excited the imagination. We therefore feel fortunate to have been among the few selected guests invited to participate in the first formal demonstration of an actual combat problem executed with the aid of small, portable TV cameras and equipment operated by U. S. Army Signal Corps personnel.

The first portion of the demonstration, held at Fort Meade, Maryland, involved the amphibious invasion by "friendly forces" of a beach which was being held and fortified by "enemy forces." Vidicon cameras, manufactured by RCA, were operated by members of the "invading force." The equipment was distributed in much the same manner as "walkie-talkie" radios are dispersed at platoon and at company levels.

Eight monitor TV receivers were set up in the command post of the invading regiment. This command post was a large tent arranged to represent the field headquarters of an armored cavalry regiment equipped with full combat television facilities. (Units of the 3rd Armored Cavalry Regiment were used in this demonstration.) The commanding officer, surrounded by his communications officer and other aides, sat at a long table facing the monitor TV sets. We sat behind the commanding officer and had practically the same view of the TV screens.

Each monitor TV set was hooked up to one of the cameras in the field via a microwave link. The vidicon camera sent its signal through a cable to a microwave dish antenna from where it was transmitted to a base station truck. This truck was positioned right outside the tent, and fed the signals it received from all the camera transmitters to the various monitor TV sets in the tent. The eight receivers allowed us to follow the action occurring on the distant field of battle from almost any angle. Since one camera was mounted in an L-20 observation plane flying low over "enemy" territory, we could also see the movement of enemy reserves behind the lines.

Frequently, the commander had one of his aides switch the image from one of the small-screen TV monitors to a large-screen TV set located directly in front of the long table. This allowed him to give detailed study to the picture.

During the course of the problem,

we noted that the enemy ground fire directed at our "invading" personnel carriers in the water was rather light indicating that our artillery barrage on the "enemy's" strong points had been effective.

Imagine being at an eight-ring circus. Imagine each ring going at the same time. Imagine that you can see what is going on in the dressing rooms and under the stands also, and you have some idea of how we felt as we sat and watched combat television in operation.

The beachhead was secured and the operation was successful. The speed with which this was effected, the excellent organization of the attack, and the low "losses" in personnel and materiel were, to a great measure, the result of the use of combat TV.

What we saw of combat television was not a finished product in the sense that it could be used today with complete assurance along with the other Army, Air Force, and Navy communications equipment. This, despite the fact that the vidicon cameras were the same as those presently available commercially. There are quite a few problems requiring solution before combat television becomes a part of the ground force commander's communications team.

The land-borne vidicon cameras were restricted in their maneuverability by the fact that they were connected by cable to the microwave transmitter. A single unit capable of being carried on the back needs to be developed to overcome this handicap.

At what level of command should the cameras be used? From the demonstration it was evident that combat TV is more useful to the regimental commander than to the company commander who is usually "right up there" with his troops.

The maintenance problem of this complex TV equipment is one that should not be overlooked. However, experience with combat radio equipment and radar in the last war should assure us that, given the proper training and tools, the GI will be able to maintain this new gear.

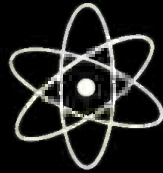
The use of color TV should not be expected in military combat in the immediate future. Until commercial color TV equipment attains the high state of reliability and compactness that black-and-white TV has achieved its use must be limited. There is no doubt however, that color TV will be used eventually by the Armed Forces as an important weapon of offense as well as defense. . . . O.R.



# free

## 1955 VALUE PACKED ALLIED

### 308-PAGE CATALOG




the only COMPLETE  
catalog for Everything  
in TV, Radio and  
Industrial Electronics

#### SEND FOR IT TODAY

Get ALLIED'S 1955 Catalog—308 pages packed with the world's largest selection of quality electronic equipment at lowest, money-saving prices. Select from the latest in High Fidelity systems and components; custom TV chassis, TV antennas and accessories; AM and FM receiving equipment; P.A. Systems and accessories; recorders and supplies; Amateur receivers, transmitters and station gear; specialized industrial electronic equipment; test instruments; builders' kits; huge listings of parts, tubes, tools, books—the world's most complete stocks of quality equipment. ALLIED gives you every buying advantage: fastest shipment, expert personal help, lowest prices, assured satisfaction. Get the big 1955 ALLIED Catalog. Keep it handy—save time and money on everything in Electronics. Send for your FREE copy today.

#### World's largest Stocks

- All TV and Radio Parts
- All Electron Tube Types
- Test and Lab Instruments
- High Fidelity Equipment
- Custom TV Chassis
- AM, FM Receiving Equipment
- Recorders and Supplies
- P. A. Systems, Accessories
- Amateur Station Gear
- Builders' Kits & Supplies
- Equipment for Industry



## ALLIED RADIO

free

World's Largest Electronic Supply House

#### EASY-PAY TERMS

Use ALLIED'S liberal Easy Payment Plan—only 10% down, 12 months to pay—no carrying charges if you pay in 60 days. Available on Hi-Fi and P. A. units, recorders, TV chassis, test instruments, Amateur gear, etc.

#### HI-FI SPECIALISTS

To keep up with the latest and best in High Fidelity, look to ALLIED. Count on us for all the latest releases and largest stocks of Hi-Fi equipment. We specialize, too, in TV supply—and are foremost in the field of Builders' Kits.

Send for the  
leading Electronic  
Supply Guide

ALLIED RADIO CORP., Dept. 1-K-4  
100 N. Western Ave., Chicago 80, Illinois

Send FREE 308-Page 1955 ALLIED Catalog

Name .....


Address .....

City ..... Zone ..... State .....

ultra-modern facilities for the FASTEST SERVICE IN ELECTRONIC SUPPLY



It's no secret



Professionals use Pickering MAGNETIC Cartridges

You're in the best of company if you use a Pickering MAGNETIC Cartridge. You have this in common with:

1. Leading record companies who use Pickering Cartridges for quality control.
2. Leading FM/AM good music stations and network studios.
3. Leading manufacturers of professional equipment for radio stations, recording studios, wired music systems and automatic phonographs, who install Pickering Cartridges for the maximum performance of their equipment.

Why Pickering MAGNETIC Pickups are the Choice of Recording and Broadcast Engineers!

"All modern disc recordings are made with MAGNETIC cutters. Within the geometrical and mechanical limitations of recording and reproducing equipment, a Pickering Pickup will re-generate an exact replica of MAGNETIC cutter response to the original program of music, speech or sound. This is a fundamentally inherent characteristic of the Pickering Pickup, supported by basic electromagnetic theory and countless

precise laboratory measurements. This is why Pickering MAGNETIC Pickups provide the most nearly perfect coupling possible, between reproducing equipment and original program. This is why they sound cleaner ... less distorted.

"Through the medium of the disc material, the reproducing system is effectively driven by the cutter electrical response itself."



**PICKERING** and company incorporated • Oceanside, L. I., New York

PICKERING PROFESSIONAL AUDIO COMPONENTS

"For those who can hear the difference"

... Demonstrated and sold by Leading Radio Parts Distributors everywhere. For the one nearest you and for detailed literature write Dept. C-5.




**Better Contrast!  
Longer Life!  
Availability!**

**1 YEAR  
WARRANTY**

**SYLVANIA**  
*Aluminized  
Picture Tubes*  
**ARE PACKED  
WITH PROFITS!**

**Make old sets like new...have more satisfied customers!**

**SIZE?**



Interested in new sales records? You'll be heading in that direction when you replace old picture tubes with new Sylvania Aluminized Tubes.

Sylvania Aluminized Picture Tubes give terrific performance. They make old sets better and brighter than new by providing whiter whites—blacker blacks . . . a 6-times better picture contrast.

Sylvania Aluminized Picture Tubes are now available in most sizes for all popular TV sets. In other words, with Sylvania Aluminized Picture Tubes, you give your customers the best possible buy *and* the best possible service, including a full one-year warranty.

Remember, millions of set owners see and hear about Sylvania Picture Tubes on the nation-wide weekly television show "Beat The Clock." They know that they are famous for quality and dependability. For full details about aluminized tube replacement, write for Sylvania's "Aluminized Picture Tube Replacement Guide." Address: Dept. 4R-3510, Sylvania NOW!

**COST?**



**PERFORMANCE?**



**SYLVANIA**

Sylvania Electric Products Inc.  1740 Broadway, New York 19, N. Y.

In Canada: Sylvania Electric (Canada) Ltd.  
University Tower Building, St. Catherine Street, Montreal, P. Q.

**LIGHTING • RADIO • ELECTRONICS • TELEVISION**

# 40% Sharper Tuning

than any other AUTOMATIC ROTOR



Model AR-1 and AR-2  
**C·D·R**

**automatic ROTOR**

★ Here is EVERYTHING that ANYONE could ask for in a rotor! Powerful enough to turn any TV antenna ... sturdy construction ... and a handsome modern design plastic cabinet that AUTOMATICALLY turns the antenna to any position... AND ACCURACY that presents 40% SHARPER TUNING than any other automatic rotor!

...AND THEY ARE PRE-SOLD to consumers in every leading rotor market area with saturation TV SPOT ANNOUNCEMENTS!

Model AR-2 ... complete AUTOMATIC rotor with thrust bearing ... and handsome modern design cabinet, uses 4 wire cable

Model AR-1 ... same as AR-2 without thrust bearing

Field Tested  
For Years

*& Tried  
& Tested  
& Proven*



**CORNELL-DUBILIER**  
SOUTH PLAINFIELD, N. J.



**THE RADIART CORP.**  
CLEVELAND 13, OHIO

# Now, TV set owners can understand benefits of Aluminized Tubes!



These three advertisements will appear in **Post** this fall.


## THESE ADVERTISEMENTS IN **Post** EXPLAIN THAT:

1. **IN MAGAZINES**, the pictures you see (when magnified) are made by a series of tiny dots applied to the paper *mechanically*.

**ON YOUR TV SCREEN**, the pictures are also made by a series of dots (which appear as lines) applied *electronically*. These dots, in both cases, create a variety of tones including black, a range of grays, and white. BUT, it is the **LENGTH** of this "Black-to-White Range" (the gray scale) that makes the picture excellent, good, fair, or poor.



ARTHUR GODFREY famous CBS star



2. **ORDINARY PICTURE TUBES** used in most TV sets made before 1953 produce a *short* "Black-to-White Range." While the picture is good, the picture tube cannot develop enough *light output* for a *long* "Black-to-White Range."

3. **CBS-HYTRON MIRROR-BACK TUBES** produce up to *twice the light output* of ordinary picture tubes. Like the silver backing on a mirror, the *shiny* aluminum backing on a Mirror-Back tube reflects to the viewer *all the light* on the screen. The resulting increased brightness and reduced halation (unwanted spreading of light from one dot to another) is *essential* to give you a *long* "Black-to-White Range." The full range you *must* have for the clearest, sharpest, brightest pictures that are a joy to watch.

**TALK LONG "BLACK-TO-WHITE RANGE" PICTURES**  
**...SELL BIGGER-PROFIT**

## CBS-HYTRON MIRROR-BACK PICTURE TUBES

Talk . . . demonstrate . . . and sell "Long-Black-to-White-Range" clearer, sharper, brighter pictures. It's easier to sell premium-grade, brand-new CBS-Hytron Mirror-Backs . . . with their controlled quality and dependable full-year guarantee. Profit more. Tie in with POST. Get this Mirror-Back Promotion Kit . . . from your CBS-Hytron distributor, or mail coupon.



CBS-HYTRON Main Office: Danvers, Massachusetts

A Division of Columbia Broadcasting System, Inc.

A member of the CBS family: CBS Radio

CBS Television • Columbia Records, Inc.

CBS Laboratories • CBS-Columbia • CBS International • and CBS-Hytron



CBS-HYTRON, Danvers, Mass.

I want all the material to identify me as a *Certified Quality Service* dealer who sells Mirror-Back tubes. Please rush me CBS-Hytron Mirror-Back Promotion Kit containing:

1. 22 x 28-inch Advertisèd-in-POST window poster.
2. 25 consumer self-mailers, "How You Can Have Clearer, Sharper, Brighter TV Pictures."
3. *Certified Quality Service* decalcomania.

I enclose 25¢ for postage and handling.

I want . . . . . more consumer self-mailers at 1¢ each, for which I enclose an additional \$ . . . . .

Name . . . . . (please print)

Street . . . . .

City . . . . . State . . . . .

# The BUY of a Lifetime!



1 **craftsman**  
C800A  
DELUXE AM-FM TUNER

Latest production with higher sensitivity and improved tone balance. Incorporates Craftsman's famous AFC, Phono Pre-Amp and Record Compensator. Net \$159.50



2 **craftsman**  
C500A  
ULTRA FIDELITY AMPLIFIER

Featuring the famous Williamson Circuit with superior KT66 Output Tubes. Full 15 watts 20 to 20,000 cps within 1/10 of 1 db. Distortion so low it can hardly be measured. Net \$99.50



3 **GARRARD**  
"TRIUMPH" RC80 AUTOMATIC  
3-SPEED RECORD CHANGER

The standard of excellence the world over. Plays all records, 33 1/3, 45, 78 rpm records in 7", 10" and 12" sizes. Quiet, smooth-running 4-pole motor, weighted turntable. Automatic shut-off after last record. Muting switch cuts out sound during change cycle. Net \$49.50  
SPECIAL '45' SPINDLE for Garrard "Triumph" Changer Net \$3.50



4 **Electro-Voice**  
12 TRXB TRIAXIAL SPEAKER

Advance design full range easy to mount 12" TRIAXIAL 3-WAY SPEAKER SYSTEM. Electro-Voice laboratory research has combined Woofer, Middler and Tweeter into a near-perfect instrument for sound reproduction. Clearly and realistically reproduces all tones and overtones with unexcelled balance. Net \$59.70



5 **GENERAL ELECTRIC**  
RPX-050 TRIPLE-PLAY  
VARIABLE RELUCTANCE  
MAGNETIC PICKUP

For finest phono reproduction of all types of records. Considered by many engineers and music lovers the finest pickup at any price! Furnished mounted in changer ready for use. Supplied with genuine General Electric Double Sapphire Needle. Net \$8.20


## TERMINAL'S Sensational "5-STAR" Hi-Fi BUY!

### Complete, Matched PHONO-RADIO SYSTEM

ALL BRAND NEW famous name components • ALL current models and production • ALL Fully Guaranteed • Supplied with ALL TUBES • Warranty Cards • Instructions • Indoor Antenna • GE Dual Sapphire Needle • ALL Cables and Plugs • Your '5-STAR' System consisting of ALL ITEMS ILLUSTRATED and DESCRIBED ABOVE... comes ready to plug together and play!

### OUR BIG BUY YOUR BIG SAVING!

This Complete System for  
**Only \$259.** f.o.b. our store  
Total Regular Net \$379.90



**Electro-Voice**  
KLIPSCH  
MATCHED  
COMPANION CABINETS  
for '5-STAR' SYSTEM

ELECTRO-VOICE ARISTOCRAT SPEAKER CABINET WITH KLIPSCH LICENSED FOLDED HORN Companion Speaker Cabinet for the PEERAGE Equipment Console. Corner enclosure designed to match the characteristics of the Electro-Voice 12TRXB Speaker. The patented KLIPSCH principle provides a full octave of added bass without boominess and greater speaker power handling capacity. 29 1/2" high, 19" wide, 16 1/2" deep. In MAHOGANY Net \$66.00 • In BLONDE Net \$72.00



ELECTRO-VOICE PEERAGE EQUIPMENT CONSOLE Fashioned by furniture craftsmen. In Beautiful Blonde Korina or Tropical Mahogany Veneer, hand-rubbed finish. Supplied all cut out to house C800A Tuner, C500A Amplifier and RC-80 Changer. Tilting tuner compartment opens to easy-to-operate angle. Record changer mounts in drawer directly below tuner panel on roller slides for smooth operation. 29 3/4" high, 20 1/2" wide, 18 3/4" deep. In MAHOGANY Net \$96.00 • In BLONDE Net \$102.00

### "5-STAR" Hi-Fi SYSTEM Complete with Both PEERAGE and ARISTOCRAT Matched Cabinets (As Shown Here)

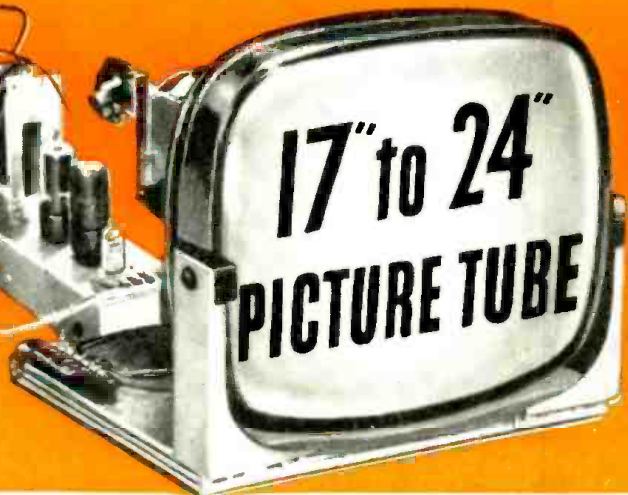

Available from Terminal  
**ATTRACTIVELY PRICED**  
When Ordered at One Time  
Price on Request  
Write Today!

**MAIL ORDERS FILLED WITHIN 48 HOURS**  
If you cannot come to our store for this sensational value, order by mail. Send full remittance or \$25.00 on account. Balance C. O. D. Every item FULLY GUARANTEED.  
**DON'T DELAY - ORDER TODAY!**  
WE RESERVE THE RIGHT TO LIMIT QUANTITIES

**Terminal Radio** CORP.  
85 CORTLANDT STREET, NEW YORK 7, N. Y. • WOrth 4-3311

© COPYRIGHT 1954 TERMINAL RADIO CORP.  
RADIO & TELEVISION NEWS

**It's New! 3 Years in Development  
-NOW READY FOR YOU!**



This is the new Sprayberry Training Television receiver, built and tested in sections for greatest instruction value.

**New Equipment! New Lessons! Enlarged Course!  
SPRAYBERRY PRACTICAL TRAINING IN**

# RADIO-TELEVISION

**3 NO OBLIGATION TRAINING PLANS**

You have **NO MONTHLY PAYMENT CONTRACT** to sign  
... pay for this outstanding training as you learn!




Frank L. Sprayberry  
President, Sprayberry  
Academy of Radio

The complete facts are so big and so important to any man seeking training in Radio-Television that I urge you to mail the coupon below at once for my big all-new 56 page **FREE CATALOG** and **FREE Sample Lesson**. Get the full story of this remarkable new and up-to-the-second Training Plan. You'll read about my 3 **NO OBLIGATION PLANS** or "packaged unit" instruction for both beginners and the experienced man. You'll learn how I can now prepare you in as little as **10 MONTHS** to take your place in this fast moving big money industry as a Trained Radio-Television Technician. You'll see that you take no risk in enrolling for my training because you **DO NOT SIGN A BINDING TIME PAYMENT CONTRACT**. I have been training successful Radio-TV technicians for 22 years... I can prepare you, too, to get into your own profitable Service Shop or a good paying job, even if you have no knowledge of Radio-Television. Mail the coupon... I rush full information **FREE** and without obligation. (No salesman will call.)



You build the new Sprayberry Tester... 18-range Volt-Ohm-Milliammeter readings plus output meter and condenser and resistor substitution selector.

These photos show only a small part of the training equipment I send my students.



You will build this powerful short wave and broadcast super-het radio receiver for valuable shop instruction practice.

## NEWEST DEVELOPMENTS


Your training covers **U H F, Color Television, F M, Oscilloscope Servicing, High Fidelity Sound and Transistors.**

## PRACTICE AND TRAIN AT HOME WITH 25 NEW KITS OF EQUIPMENT

You get valuable practical experience in construction, testing and shop practice. You build a powerful 2 band super-het radio, the all-new 18 range Sprayberry multimeter, the new Sprayberry Training Television receiver, signal generator, signal tracer and many other projects. All equipment is yours to use and keep... and you have practically everything needed to set up a Radio-Television Service Shop.

All your training is **IN YOUR HOME** in spare hours. Keep on with your present job and income while learning. I help you earn extra spare time money while you learn. If you expect to be in the armed forces later, there is no better preparation than practical Sprayberry Radio-Television training. Rush coupon below for all the facts—**FREE!**

**SPRAYBERRY ACADEMY OF RADIO**  
111 NORTH CANAL STREET, DEPT. 25-P, CHICAGO 6, ILLINOIS



## FREE CATALOG AND SAMPLE LESSON

Rush coupon for my catalog "How to Make Money in Radio-Television", PLUS an actual sample Sprayberry Lesson without obligation—**ALL FREE**. Mail coupon **NOW!**

**SPRAYBERRY ACADEMY OF RADIO** MAIL THIS COUPON FOR FREE  
Dept. 25-P, 111 N. Canal St., Chicago 6, Ill. **FACTS AND SAMPLE LESSON**

Please rush all information on your **ALL-NEW** Radio-Television Training Plan. I understand this does not obligate me and that no salesman will call upon me. Include New Catalog and Sample Lesson **FREE**.

Name \_\_\_\_\_ Age \_\_\_\_\_  
Address \_\_\_\_\_  
City \_\_\_\_\_ Zone \_\_\_\_\_ State \_\_\_\_\_

A. C. Household ELECTRICITY  
*Anywhere...* IN YOUR OWN CAR!

BE PREPARED FOR  
ANY EMERGENCY  
WITH **ATR** INVERTERS!

**THIS  
COULD  
HAPPEN!**

Ideal for  
Emergency Lighting  
and Power Applications  
for Civil Defense, Red  
Cross, Rescue Work, etc.  
Simply Using Extension  
Cords.

EASY TO  
INSTALL  
EASY TO  
OPERATE

Also...  
**DICTATE REPORTS  
ACCURATELY-PROMPTLY!**  
make your car, boat or plane  
a "rolling office"  
WITH **ATR**

**INVERTERS**

for changing your storage battery current  
to A. C. Household ELECTRICITY  
*Anywhere...*  
in your own car!

LIST PRICE **\$2250**  
AND UP

**ATR INVERTERS** especially designed for  
operating standard 110 volt A. C.

- TAPE RECORDERS • DICTATING MACHINES
- WIRE RECORDERS • ELECTRIC RAZORS

See your jobber or write factory today  
for complete information

**ATR** AMERICAN TELEVISION & RADIO CO.  
Quality Products Since 1931  
SAINT PAUL 1, MINNESOTA - U. S. A.

# Spot Radio News

\* Presenting latest information on the Radio Industry.

By RADIO & TELEVISION NEWS'  
WASHINGTON EDITOR

UPSTAIRS TV, beset by pounding investigations and debates, and economic bewilderment, since the early winter months, has at last received a few words of encouragement from Congress and particularly the Commission, in the form of a proposal for a mild tax relief on ultra-high chassis and permission to set up satellite u.h.f. stations.

The decision to authorize the installation of low-power high-band stations to spread signal coverage was looked on with greater optimism than the tax idea, which it was believed would be of little help; some even felt that it might add confusion to the scene. Originally Senator Potter's subcommittee investigating the higher channels, had suggested removal of the complete 10% excise tax on all-channel receivers, as recommended by Senator Johnson, believing that this would spur sales. When the suggestion reached the Senate, a revision was offered and the net result was a compromise providing a \$7-tax credit on chassis which featured a . . . "device for receiving u.h.f. signals"; the credit would obtain on the manufacturing level.

The satellite order will allow a TV broadcaster to re-transmit programs from his master outlet over one low-powered slave station, or possibly several units to increase signal zones; the only limitation to the number of satellites that can be used, it was said, was the extent of multiple-station ownership and relation of the distances covered to zone standards prescribed in the allocation table.

In a lengthy dissent, Madame Commissioner Hennock soundly rebuked her fellow Commissioners declaring that the policy simply . . . "kills u.h.f. TV . . ." because the low-band stations will now be able to embark on a new expansion program and . . . "gobble up the u.h.f. spectrum." She felt that the plan was railroaded through the Commission and now invites . . . "monopolistic control over TV, the most important medium of mass communication ever devised."

In the meantime, the Potter committee felt that the varied problems of the high channels should be studied by a technical *ad hoc* committee and proceeded to arrange for a long-term probe.

ONCE MORE RADIO has proved how vital it is to our immediate progress. Now, thanks to radio, it has become possible to use a remote-control system to measure automatically radiation intensities and other variables in the vicinity of an atomic explosion and transmit all data to headquarters.


Using a system designed by members of the Bureau of Standards' nucleonic instrumentation lab, at the request of the division of biology and medicine of the Atomic Energy Commission for use in nuclear tests, the radio link and interrogation contact features a frequency-modulated system operating in the v.h.f. band between 162 and 174 megacycles. To insure adequate coverage, repeater stations are located at positions of high elevation. Each repeater, it was said, can handle information from ten data stations and each data station offers a choice of ten different programs, each having several functions, which the operator can select for transmission to the control station. Thus, it was noted, one program might consist of station identification, several calibrations, and radiation intensity readings, while another program might contain weather information.

To conserve battery power, cycle timers are used at the repeater and data stations. The timers operate in conjunction with a coder unit in the control station, which enables the operator at the station to select the desired repeater and data stations. These timers regularly turn the receivers at these stations on for two seconds out of every twenty. If, it was reported, during the on part of the cycle, the coder unit sends out a properly-modulated signal indicating that the control station desires to communicate with a particular repeater or data station, the receiver at this station will be locked on and no longer will be controlled by the cycle timer. Since the cycle timers are installed at both the repeater and data stations, the control station must transmit its coded signal for about forty seconds to be sure to capture the repeater station and also to have the repeater capture the data station.

After the repeater and a data station have been captured, the control station operator is then able to direct  
(Continued on page 22)

RADIO & TELEVISION NEWS






IS THERE A SPRAGUE CAPACITOR  
IN THE HOUSE?

## Don't Be Vague... Insist on SPRAGUE



**Insist on Sprague  
TWIST-LOK ☆ 'LYTICS**

Sprague TVL's fill the top performance bill in the toughest TV circuits. High temperatures, surge voltages, ripple currents won't faze them. Like all Sprague capacitors, Twist-Lok 'Lytics are your first line of defense against expensive call-backs.



**Insist on Sprague  
TEL-OHMIKE®**

This capacitor-resistor analyzer is the handiest instrument you can buy! Moderately priced for radio and TV repair shops, the Model TO-4 Tel-Ohmike offers top quality and accuracy for every service need. Priced so you can afford it at **\$73.50** NET



**Insist on Sprague  
ATOMS®**

The smallest TV 'lytics made—and the only small ones for 85°C (185°F) up to 450 volts d-c. Guaranteed for low leakage and long shelf life, they withstand high temperatures, high ripple currents, high surge voltages. From crowded TV chassis to jam-packed portables, Sprague Atom's fit 'em all.

Accept no substitutes. There is a Sprague Distributor in every sales area in the United States. Write for the name of your nearest source of supply today.

☆ Trademark

# SPRAGUE

Get your copy of Sprague's latest radio and TV service catalog C-610. Write Sprague Products Company\*, 51 Marshall St., North Adams, Mass.

\*Distributors' Division of Sprague Electric Company

**WORLD'S LARGEST  
CAPACITOR MANUFACTURER**

*The Only Professional Tape Recorder at a Popular Price*



*Now you can sell  
the M30 and M33  
**Magnecorders**  
at a full dealer profit*

There's prestige and a fast profit in these new low-priced Magnecorders — now with a *full dealer discount!* There's national advertising, too, and selling aids — and plenty of customers who know that the Magnecorder is the most widely used professional tape recorder in the world.

Write for full details

**magnecord, inc.**

1101 S. KILBOURN AVE., CHICAGO 24, ILL.

DEPT. RT10

*your prospects*

Home hi-fi  
Schools and colleges  
Radio and TV  
Musicians  
City Government  
Offices  
Churches  
Doctors  
Lawyers

the data station to transmit the desired program of information. This is done by dialing the proper program number on a control console, which serves to energize the transmitter and modulator at the data station. Then the data station is able to transmit the desired program through the repeater to the control station. This information is transmitted in the form of a variable frequency covering the range of approximately 750 cps to about 4 kc. At the control station, this audio frequency is fed to a frequency counter, where it is counted and displayed in alternate one-second periods and also printed on a digital recorder. Calibration curves of radiation intensity or other quantities as a function of frequency are utilized in interpreting the frequency variations in terms of measured data.

Each data station includes a transmitter-receiver, cycle timer, decoder, program selector, modulator, battery power supply, and detecting instruments. The decoder is a mechanically resonant device that activates the program selector, when it is actuated by the proper incoming frequency. Then the program selector receives impulses consisting of interruptions to the modulated subcarrier signal which are produced by the dialing mechanism in the control-station coder console. These impulses occur at a rate of about ten per second. A stepping relay and associated circuitry are used in the program selector to advance one step for each impulse received. Thus, if an operator dials program number 6, six interruptions occur, causing the program selector stepper in the data station to advance to position *six*.

Bureau spokesmen noted that after the program selector stepping relay has been advanced by the decoder to select the desired detector (for radiation intensity or wind velocity, etc.), the output of this detector is routed to a function-selector stepping relay. The function selector is advanced one position every fifteen seconds by the cycle timer.

The modulator is essentially an oscillator with a variable inductance for controlling the frequency of oscillation. Negative feedback is used to give amplitude stability and to limit the variation of amplitude with frequency.

The repeater station consists basically of a transmitter and receiver, with duplicate standby equipment. It also includes a cycle timer, decoder, and battery box. The repeater station has been so designed that the control-station operator can select either of the two receivers and either of the two transmitters in the instrument. This duplication of equipment was included since complete failure of the repeater could prevent reception from any of the data stations operating through it.

At the control station, there are also duplicate transmitting (30-watt) and receiving setups. The pair of receivers  
*(Continued on page 109)*

**RADIO & TELEVISION NEWS**

Step Into a Higher Paying Position Without  
Giving Up Your Present Income



L. C. Lane, B.S., M.A.  
President, Radio-Television Training Association, Executive Director, Pierce School of Radio & Television.

**KEEP YOUR  
PRESENT JOB AND  
TRAIN TO BE A  
TELEVISION  
TECHNICIAN**



*I'll train you at HOME  
in your SPARE TIME*

If you're now working as a Radio Technician, Maintenance Man, or Operator you can keep your job while studying one of my two NEW and UP-TO-THE-MINUTE Courses — FM and Television Technician Course — TV Cameraman and Studio Technician Course.

These Courses — especially prepared for home study—will prepare you for top-paying jobs in the ever-expanding radio-television-electronics industry.

**EXPERT FM-TV TECHNICAL TRAINING**

My FM-TV Technician Course lets you take full advantage of your previous experience — either civilian or Armed Forces. YOU CAN SAVE MONTHS OF TIME. My FM-TV Technician Course completes your training by providing a thorough background in Frequency Modulation and Television Theory and Practice.



You "Learn by Doing", working with parts and equipment I send you. Six large kits of FM and TV parts are given to you as part of the course. You build and keep a professional GIANT SCREEN TV RECEIVER complete with big picture tube (designed and engineered to take any size up to 21-inch).

Upon completion of your training you may — if you desire — take two weeks of shop training at my associate resident school in New York City AT NO EXTRA COST!

**PRACTICAL TV CAMERAMAN & STUDIO COURSE**

My TV Cameraman and Studio Course is designed to train TV Studio Technicians and TV Cameramen, urgently needed today by Television Broadcasting Stations throughout the nation. New TV Stations are now mushrooming throughout the country. Men who can work as Audio Technicians, TV Cameramen, Microphone Boom Operators, Monitor Operators, Turntable Operators, Control Room Technicians can write their own tickets.



I will train you for an exciting high pay job as the man behind the TV camera. Work with TV stars in TV studios or "on location" at remote pick-ups.

Available if you want it . . . one week of actual work with studio equipment and TV Cameras at my associate resident school in New York City.

This course is a MUST for those who wish to increase their technical knowledge of television operations.

**TRAINING FOR BEGINNERS**

My Radio-FM-Television Technician Course is especially prepared for men with no previous experience or training. I have trained hundreds of men for successful careers in radio-television-electronics. Many of them had only a grammar school education and no previous experience whatsoever in the field.

Two weeks of intensive shop practice at my associate resident school is also included with this Course.

**R**adio **T**elevision **T**raining **A**ssociation

52 EAST 19th STREET • NEW YORK 3, N. Y.

Licensed by the State of New York • Approved for Veteran Training

October, 1954

**FREE FCC COACHING COURSE**

Important for BETTER PAY JOBS requiring FCC License. You get this training AT HOME and AT NO EXTRA COST. Top TV jobs go to FCC-licensed technicians.

**VETERANS!**

My School fully approved to train veterans under new Korean G.I. Bill. Available only to Veterans discharged after June 27, 1950. If eligible, CHECK COUPON.

**EARN WHILE YOU LEARN**

Almost from the very start you can earn extra money while learning, repairing Radio-TV sets for friends and neighbors. Many of my students earn up to \$25 a week . . . pay for their entire training from spare time earnings . . . start their own profitable service business.

**YOU GET THESE FOUR FREE!**

**MAIL THIS COUPON TODAY!**

*no salesman will call!*



Mr. Leonard C. Lane, President  
RADIO-TELEVISION TRAINING ASSOCIATION  
52 East 19th Street, New York 3, N. Y.

Dept. T-10

Dear Mr. Lane: Mail me your NEW FREE BOOK, FREE SAMPLE LESSON, and FREE aids that will show me how I can make BIG MONEY IN TELEVISION, I understand I am under no obligation and no salesman will call.  
(PLEASE PRINT PLAINLY)

Name \_\_\_\_\_ Age \_\_\_\_\_  
Address \_\_\_\_\_  
City \_\_\_\_\_ Zone \_\_\_\_\_ State \_\_\_\_\_

I AM INTERESTED IN:

- Radio-FM-TV Technician Course
- FM-TV Technician Course
- TV Cameraman & Studio Technician Course

**VETERANS!**  
Check here   
for Training under NEW  
G.I. Bill.


See For Yourself!



*New!*

**PHILCO**

**SUPER PERFORMANCE**



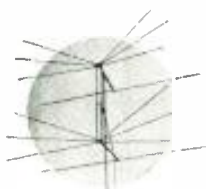
**ANTENNAS**



RADIO & TELEVISION NEWS

# GUARANTEED TO OUTPERFORM ANY EQUIVALENT TYPE ANTENNA OR YOUR MONEY and LABOR COSTS BACK!

There's been enough words written about TV antenna performance. Now . . . *see the facts for yourself!* Compare any of the new PHILCO Super-Performance TV Antennas with any equivalent type on the market. If the new PHILCO does not give you the finest picture possible, your money back for the antenna *plus* your labor costs up to \$10.00. Ask your PHILCO Distributor for complete details on this amazing offer!



**PHILCO VHF  
SUPER CONICAL**

## **PHILCO TWO-BAY SUPER CONICAL ALL-CHANNEL ANTENNA**

Strong signal pickup on VHF channels 2 through 13 . . . UHF channels 14 through 83 . . . ideal for fringe area reception . . . all-aluminum construction with dowelled elements: Part No. 45-3096-2. Rugged single bay design: Part No. 45-3096.



**PHILCO VHF  
LOW BAND YAGI**

## **PHILCO TWO-BAY VHF LOW BAND YAGI ANTENNA**

10 elements . . . all-aluminum . . . factory pre-assembled. Top performance on channels 2 through 6 . . . 13 db to 15 db gain on various channels. Single bay Part No. 45-3112-2 through 6. Stacked version harness Part No. 45-3267.

## **PHILCO GOLDEN YAGI UHF ANTENNA**


Designed for 300 ohm operation . . . all metal construction . . . 11 db to 12 db gain on various channels. "Cronak" coated components resist salt air . . . humidity. Six models cover entire UHF spectrum: Basic Part No. 45-1996.



**PHILCO UHF  
GOLDEN YAGI**

## **PHILCO PARAFLECTOR ALL-CHANNEL UHF ANTENNA**

Pre-assembled, all-aluminum . . . 8 to 10 db gain . . . outstanding fringe area performance . . . immediate mounting on existing masts. Part No. 45-3071. Bow Tie, Part No. 45-3069 and Bow Tie with reflector, Part No. 45-3070 give top quality pictures in many UHF areas.



**PHILCO UHF  
PARAFLECTOR**

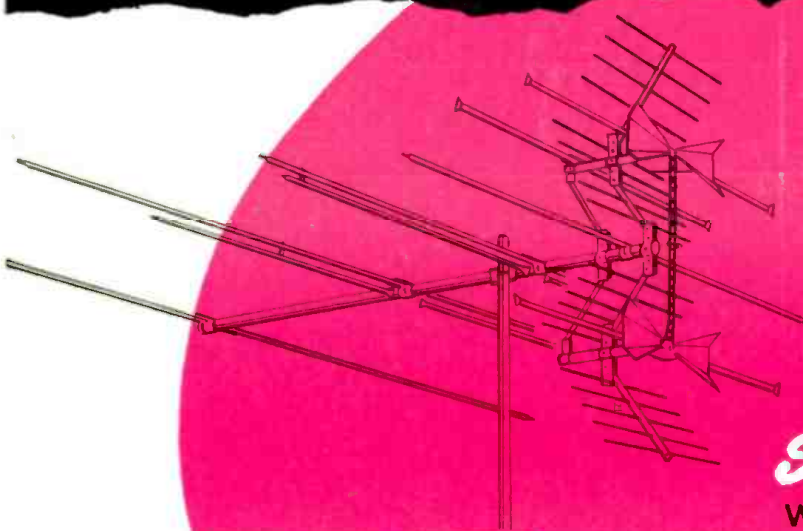
**PHILCO CORPORATION ACCESSORY DIVISION**

"A" AND ALLEGHENY AVE. • PHILADELPHIA 34, PA.

RECEIVE EVERY CHANNEL

**NOW** AND IN THE **FUTURE**


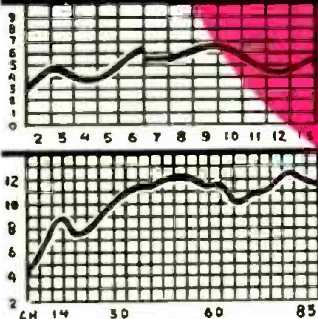
TRU-YAGI PERFORMANCE on ALL CHANNELS 2-83 - B & W or COLOR



At last, a high gain, low cost antenna everyone wants that meets every need in all sections of the country.

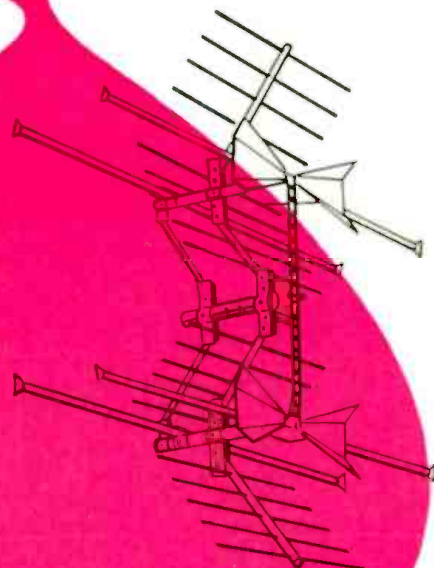
THE VEE-D-X  
**SUPER CHIEF**  
WITH "DYNA-PHASE" \*

The FIRST all-channel antenna employing Dyna-phase, the sensational development recently released by the VEE-D-X laboratories. This new phasing technique permits extremely high gain over the entire VHF-UHF band with excellent directivity - high front-to-back ratio - all with a single transmission line. Neat in appearance, the SUPER CHIEF is completely pre-assembled. Ruggedized all aluminum construction featuring new VEE-D-X "squeeze lok" tubing on all elements - doubly reinforced at the stress points with a swaged aluminum sleeve and braced to the boom with triad lock hardware for durability plus easy installation.



THE VEE-D-X  
**CHIEF**

Small in size but a Goliath in performance, the CHIEF is essentially a high-gain antenna for channels 7-83 that performs satisfactorily on channels 2-6 as well. Same rugged construction as the SUPER CHIEF, this antenna comes pre-assembled for trouble-free installation within minutes.



A COMPLETELY NEW LINE

OF **VEE-D-X** ANTENNAS

LaPOINTE ELECTRONICS INC.  
ROCKVILLE, CONN.

\* COPYRIGHT 1954 LAPOINTE ELECTRONICS INC.

RADIO & TELEVISION NEWS

**MORE** **SANDING AREA**

*than any sander in  
its price class*

**25** square  
inches



only **2<sup>15</sup>/<sub>16</sub>"** high...  
fits under tight places

**LOWEST  
SANDER DESIGN**

MODEL 700  
**\$1495**  
list

## TERRIFIC POWER! We Dare You to Stall It!

The new Weller Sander is as efficient as any rotating motor-driven sander, and offers many practical features for craftsmen who want professional results. It has no equal for combined quality and price. Each Weller Sander comes with 6 sheets of assorted sandpaper and a special polishing cloth. Workmanship and material are guaranteed for 90 days.

**POSITIVE STRAIGHT-LINE ACTION—**

No bucking or twisting. Sands with the grain for smooth surfaces and goes all the way into corners.

**POWER-PACKED—** Powerful reciprocating type motor gives 14,400 strokes per minute. 110/120 volts AC only. 8 foot power cord.

**EXCLUSIVE INSULATION—** Rubber insulators between housing and motor minimize vibration and give quieter operation.


**PUSH-BUTTON CONTROL—** Fingertip action for "on" or "off".

*Weller*

Electric Corp.  
810 Packer Street, Easton, Pa.

THE FINEST TOOLS FOR THE FINEST CRAFTSMEN


**SOLDERING GUNS • SOLDERING KITS • POWER SANDERS**



**HIGH FIDELITY FM STARTS WITH THE antenna**

Good FM reproduction demands a good antenna. To realize the full potentials of any Hi-Fi FM system the full signal from the station must be captured by an antenna specifically designed for FM. TACO, the oldest name in receiving antennas, has designed such antennas and is offering the following models for greater enjoyment of Hi-Fi . . .

**TWIN-DRIVEN YAGI**




Cat. No. 644 (Single)	Cat. No. 645 (Stacked)
\$19.00	\$39.50

High-gain design for fringe or weak-signal areas. Provides FM signals at their best. Minimizes interference from other sources. Uni-directional—recommended for areas where all FM channels are received from one direction, or for use with mechanical rotator.

**OMNI-DIRECTIONAL**

The most popular FM antennas ever offered. Ideal for the average FM installation. Unique design provides equal reception from all directions with excellent gain. May be used as single antenna or stacked as illustrated.

Cat. No. 624L (Single)	\$7.15
Cat. No. 624STL (Stacked)	\$14.10



**TACO**  
TECHNICAL APPLIANCE CORPORATION  
SHERBURNE, N. Y.

**WRITE FOR YOUR FM ANTENNA BULLETIN**

Box MG,  
Technical Appliance Corporation,  
Sherburne, N. Y.

Name .....

Address .....

*Within the*  
**INDUSTRY**

**ARTHUR L. B. RICHARDSON** has been elected secretary and general counsel of *Sylvania Electric Products Inc.* He succeeds John S. Learoyd who retired on August 1st.



Mr. Richardson has been general counsel for the company since 1953. He joined the firm in 1945 as patent attorney and in the same year was appointed manager of the patent law department. In 1950 he was named general attorney for the company and in 1953 was elected general counsel.

**JFD MANUFACTURING COMPANY** has expanded its facilities to include a new electronic penthouse-laboratory atop its main plant at 6101 16th Ave. in Brooklyn . . . Expansion of facilities and personnel of **OAK MFG. CO.'s** Advance Development Laboratory in Rockville Centre, Long Island has been announced by the firm's Chicago headquarters . . . A new \$100,000 building housing of offices, studios, and laboratories has been opened by **NORTHWEST RADIO AND TELEVISION SCHOOL** in Portland, Oregon. The modern building contains 7000 square feet of space to help serve the more than 500 new students enrolled each month . . . **BURTON BROWNE ADVERTISING** has opened a branch office at 562 Fifth Avenue in New York . . . **TEMPEL MANUFACTURING COMPANY** has added a new administration building to its facilities at Bryn Mawr and Damen in Chicago. The company now has 14 modern buildings comprising 43,000 square feet on an 8½ acre tract . . . **CHICAGO TELEPHONE SUPPLY CORPORATION** of Elkhart, Ind. has opened a West Coast office at 928 S. Robertson Blvd. in Los Angeles. Robert A. Stackhouse is in charge of the new facility . . . **JEFF MARKELL ASSOCIATES** has moved to 764 Sixth Avenue in New York City.

**WILLIAM W. WEXLER** is the new advertising and sales promotion manager of the equipment sales division of *Raytheon Manufacturing Company*.



In his new post he will be responsible for advertising and sales promotion for the industrial and component products groups, reporting to the marketing servicing manager. Before joining the Waltham firm, he was with *Murray Manufacturing Cor-*

*poration* of Brooklyn, N.Y. where for the first three years he was responsible for advertising and sales promotion and for the past year for the marketing research programs.

**THOMAS M. BLAKE** has been named president of *Littelfuse, Inc.* of Des Plaines, Ill. For the past eight years he has been executive vice-president of the firm.




In his new position, Mr. Blake will take over the responsibilities formerly handled by E. V. Sundt, chairman of the board. Mr. Sundt, who will continue as a technical consultant to the company, retains his chairmanship of the board.

Mr. Blake joined the company at its incorporation in 1938. Prior to that time he was with the Chicago office of *General Outdoor Advertising Company* for nine years.

**RICHARD G. BENNETT** has joined the *Andrew Corporation* as sales engineer with headquarters in Chicago . . . *Rockbar Corporation* has named **ED STRAW** as national sales and advertising manager for *Collaro* record changers, turntables, pickups, etc. He has been with the company's distribution program since 1951 . . . **MILTON C. PERLMUTTER** has been elected executive vice-president in charge of sales and merchandising for *TeleTone Co. of America*. He will continue his present duties as vice-president of *B & R Electronics*, the parent company . . . **JOHN C. TAYLOR** is the new merchandising supervisor for *Sylvania's* equipment picture tube sales department . . . *Mycalex Corporation* has named **RICHARD A. HUMPHREY** as chief of research and development at its Clifton, N.J. plant . . . **JAMES M. FARRELL**, formerly eastern regional sales manager for *Crosley* radio and television, has been promoted to the newly-created post of field sales manager for the division . . . **ANDREW H. BERGESON**, who recently retired from active duty with the U.S. Navy with the rank of Captain, has been retained by *Stromberg-Carlson* as a consulting engineer . . . The Potentiometer Division of *Fairchild Camera and Instrument Corporation* has named **THOMAS H. BAY** to the post of sales manager. He succeeds **STUART EDGERLY** who resigned recently . . . The appointment of **E. R. SLIGER** to the newly-created post of assistant general sales manager has been announced by the Electronic Tube Division of *Westinghouse* . . . **LAWRENCE J. STRAW** has been named general sales





## G-E TV Field Clinics help build volume!

"Our boys attended these General Electric service meetings, and right away we were able to give better service in much less time," says Mr. M. A. Gribin, Universal TV, Los Angeles, Cal.

*M. A. Gribin*

Mr. M. A. Gribin's experience is typical of dealers throughout the country. Because they give better service faster, they attract a heavier volume of both repair work and new television sales. Satisfied customers come back again, and spread the word to prospects. This gives you the jump on competition in today's tough market.

Free G-E Field Clinics show you latest

methods of diagnosing and correcting TV troubles in any make television. They're one of many reasons why millions have confidence in G-E TV, and why your G-E franchise is the most valuable in the market.

Call your G-E Distributor now. Sign up for the next G-E Field Clinic in your area. General Electric Co., Radio & Television Department, Electronics Park, Syracuse, N. Y.

*Progress Is Our Most Important Product*


**GENERAL**  **ELECTRIC**

TAKE THE ADVICE OF EXPERTS...

Do a better job  
Get a better price  
with KRYLON®



Spray tube bells with Krylon Crystal-Clear or Flat Black to minimize chance of arcing.



Krylon Crystal-Clear is an excellent dielectric, prevents corona when sprayed on high-voltage connections.



Krylon Bright Aluminum (or Crystal-Clear) prevents corrosion and signal loss.



Insulate lead-in splices with Krylon Crystal-Clear. Renew loud-speaker grids with Krylon Colors.

## NEW KRYLON DULLING SPRAY ENDS GLARE IN T-V STUDIO

New Krylon DULLING SPRAY kills glare and reflections from objects in T-V studio sets. Covers in seconds with fine dull spray that subdues bothersome highlights, simplifies lighting and arranging problems. Easily removed by simply wiping.

Krylon Crystal-Clear, and Dulling Spray are available in 12-oz. Spra-tainers. 13 Lustrous Colors available in 6-oz. and 12-oz. Spra-tainers. Order from your T-V Parts Jobber today!



KRYLON, INC., 2038 Washington Ave., Philadelphia 46, Pa.

manager of *Standard Pico Company* with headquarters at the company's main plant in Carlisle, Pa. . . . **KEETON ARNETT** has been elected vice-president-administration for *Allen B. Du Mont Laboratories, Inc.* He has been general assistant to the president since 1951 . . . *Chicago Molded Products Corporation* has elected **EDWARD F. BACHNER, SR.** to the post of chairman of the board and elevated **MARCEL F. BACHNER**, formerly vice-president and treasurer, to the presidency . . . **LOWEN H. JORDAN** has been appointed director of sales for *James B. Lansing Sound, Inc.* of Los Angeles . . . **GEORGE BRODLEY** has been named merchandising assistant for *Sylvania's* radio tube and television picture tube divisions . . . *The Golduk Company* of Glendale, California has appointed **EDWIN M. KAUFMAN** chief engineer in charge of research and production.

**LESLIE A. JOHNSON** has been appointed vice-president of *Cornell-Dubilier Electric Corporation* by the board of directors of that company.



He has been associated with the company since 1939. Prior to that date he was employed by *Rohm and Haas*

*Chemical Company* of Philadelphia following his graduation from M.I.T. in 1937.

Mr. Johnson has served in the South Plainfield, New Bedford, and Worcester plants of the company and is now manager of the new Sanford, N.C. plant, a post he will continue to fill.

**NATIONAL UNION RADIO CORP.** has announced an official name change to **NATIONAL UNION ELECTRIC COMPANY** to more nearly reflect the expanded activity of the company . . . **ECCO PRODUCTION COMPANY**, a wholly-owned subsidiary of **ELECTRONIC ENGINEERING COMPANY OF CALIFORNIA**, has been incorporated to manufacture plug-in electronic circuits and other products for the industry. It was formerly a division of the parent company . . . **STANLEY WEBSTER LABORATORIES, INC.** has been incorporated in Illinois to manufacture speech and hearing aid devices and a full line of transistor products. The plant is located in the Elmhurst, Illinois area with executive offices at 229 E. Oneida Ave. in that city . . . **COOK ELECTRIC COMPANY** of Chicago has organized the **PLYMOLD** division with engineering offices and plant at 3415 Belmont Avenue, Chicago 18 . . . **RADIO RECEPTOR CO., INC.** has changed the name of its Seletron & Germanium Division to Semi-Conductor Division . . . Option to acquire **POTTER & BRUMFIELD MANUFACTURING COMPANY, INC.** of Princeton, Ind. has been exercised by **AMERICAN MACHINE & FOUNDRY COMPANY**. No management changes are contemplated for the subsidiary . . . **MONSON**

(Continued on page 184)

RADIO & TELEVISION NEWS

JFD ADVANCED ENGINEERING CREATES A RADICALLY NEW ANTENNA!

# INCREDIBLE

is the only way to describe the new JFD

# JET-HELIX




a radical new flat plane helical concept for VHF-UHF

## INCREDIBLE FEATURES!

- delivers highest gain!
- outstanding front to back ratio!
- sharpest picture clarity!
- greatest fidelity color reception!
- finest snow-free, trouble-free performance!

## INCREDIBLE FACTS!

IT ALL ADDS UP TO A NEW HIGH IN S/N RATING

S/N FIGURE OF MERIT *		
JFD JET-HELIX — 57.85%		
ANTENNA A	ANTENNA B	ANTENNA C
		
43.15%	31.85%	38.5%

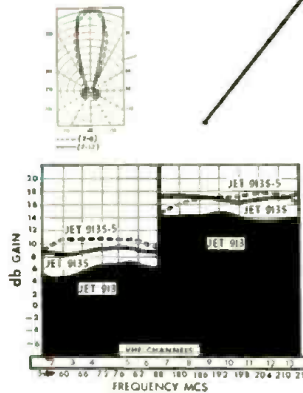
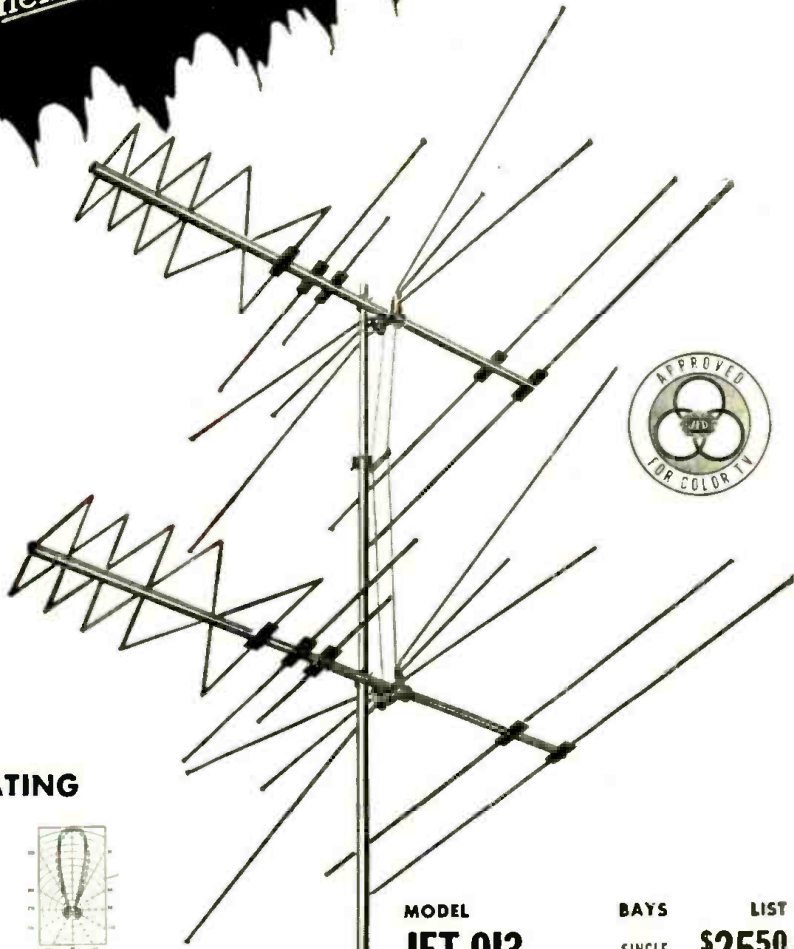
\*The S/N figure of Merit sums up the major individual characteristics of an antenna in one concise value. Write for S/N Figure of Merit engineering folder No. 299 for complete details.

THE JET-HELIX IS BETTER BY AN AVERAGE OF 44.5%

- The Microwave Helix design delivers record-shattering power and performance—highest signal magnitude on all channels with the least possible amplified noise!
- Only the Jet-Helix has been exhaustively pre-tested in the field by JFD engineers!
- Only the JFD Jet-Helix comes to you backed by the greatest consumer advertising support in antenna history—literally pre-selling the Jet-Helix for you!
- Yes, compare its Alcoa Aluminum construction, compare its pre-assembled convenience—compare the JFD Jet-Helix by any standards known—and you must agree—here is the New Star of Antennas—the JFD Jet-Helix!

THE JET-HELIX IS THE ONE ANTENNA THAT OUTPERFORMS ALL OTHERS IN FRINGE AREAS ON BOTH VHF—UHF

[www.americanradiohistory.com](http://www.americanradiohistory.com)




MODEL	BAYS	LIST
JET 913	SINGLE	\$2550
JET 913 S	STACKED	\$5250
JET 913 S-5	HALF WAVE STACKED	\$5500

DO NOT CONFUSE WITH OTHER SIMILAR ARRAYS!  
THIS ANTENNA IS RADICALLY NEW!



JFD MFG. CO., INC.  
BROOKLYN 4, NEW YORK

INTERNATIONAL DIVISION  
15 MOORE STREET NEW YORK CITY



**BLACK & WHITE**

**COLOR**

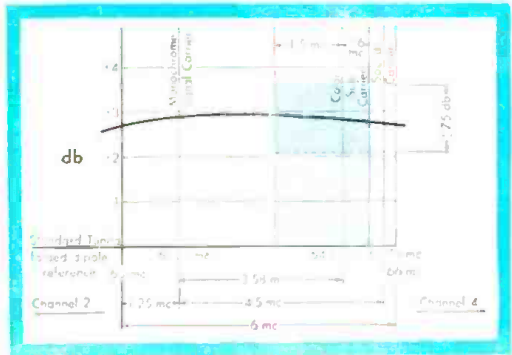
the **INLINE\*** is best!

\*Reissue U.S. Pat. No. 23.273

Are you overlooking the sales potential of the color-designed AMPHENOL INLINE antenna? Set owners have their color television antenna *right now* if they buy an AMPHENOL INLINE! In terms of present black & white tv set sales, this puts a tremendous sales weapon into every dealer's hands. Their assurance to customers that there will be *no antenna replacement* when they convert to color can be the important inducement to present sales of black & white sets.

**facts on Color TV Reception**

*Fidelity* color reception demands these antenna characteristics: flat antenna gain, no gain or loss greater than  $\pm .75$  db within 1.5 mc below and 0.6 mc above the color sub-carrier. *The INLINE gain is within this requirement over the color band on every channel.* Antenna gain must be held down across the FM frequencies. *The INLINE has been engineered for rejection of FM signals, 88 mc to 108 mc.* Antenna must have a single forward lobe to prevent "scotch plaid" ghosts. *All INLINE directivity patterns reveal a single forward lobe.*



Gain chart showing  $\pm 0.06$  db variation over color modulation band for INLINE, Channel 3

Gain variation over the color modulation band for each VHF channel should not exceed  $\pm .75$  db; the following table gives figures for the INLINE on all channels.

Channel	Gain Variation db	Channel	Gain Variation/db
2	+0.40	8	+0.08
3	+0.06	9	+0.04
4	+0.12	10	+0.03
5	+0.27	11	+0.20
6	+0.20	12	+0.30
7	-0.20	13	-0.30



AMERICAN PHENOLIC CORPORATION

Chicago 50, Illinois

In Canada: AMPHENOL CANADA LIMITED

# ADVANCE! Raise your earning power—learn RADIO-TELEVISION-ELECTRONICS by SHOP-METHOD HOME TRAINING

## GOOD JOBS AWAIT THE TRAINED RADIO-TV TECHNICIAN

There is a place for you in the great Radio-Television-Electronics industry when you are trained as National Schools will train you at home!

Trained technicians are in growing demand at good pay—in manufacturing, broadcasting, television, communications, radar, research laboratories, home Radio-TV service, and other branches of the field. National Schools Master Shop-Method Home Training, with newly added lessons and equipment, trains you in your spare time, right in your own home, for these fascinating opportunities. **OUR METHOD IS PROVED BY THE SUCCESS OF NATIONAL SCHOOLS TRAINED MEN, ALL OVER THE WORLD, SINCE 1905.**

## EARN WHILE YOU LEARN

Many National students pay for all or part of their training with spare time earnings. We'll show you how you can do the same! Early in your training, you receive "Spare-time Work" Lessons which will enable you to earn extra money servicing neighbors' and friends' Radio and Television receivers, appliances, etc.



Signal Generator

Audio Oscillator

T. R. F. Receiver

## National Schools Training is All-Embracing

National Schools prepares you for your choice of many job opportunities. Thousands of home, portable, and auto radios are being sold daily—more than ever before. Television is sweeping the country, too. Co-axial cables are now bringing Television to more cities, towns, and farms every day! National Schools' complete training program qualifies you in all fields. Read this partial list of opportunities for trained technicians:

- Business of Your Own • Broadcasting
- Radio Manufacturing, Sales, Service • Telecasting
- Television Manufacturing, Sales, Service
- Laboratories: Installation, Maintenance of Electronic Equipment
- Electrolysis, Call Systems
- Garages: Auto Radio Sales, Service
- Sound Systems and Telephone Companies, Engineering Firms
- Theatre Sound Systems, Police Radio
- And scores of other good jobs in many related fields.

## TELEVISION TRAINING

You get a complete series of up-to-the-minute lessons covering all phases of repairing, servicing and construction. The same lesson texts used by resident students in our modern and complete Television broadcast studios, laboratories and classrooms!



## MASTER ALL PHASES!

Get Master Shop-Method Home Training from an Established Practical Resident School with its own Training Shops, Laboratories, Studios — almost 50 Years of Successful Experience in Training Ambitious Men.

**We Bring National Schools To You!**



You also receive this Multitester

Superheterodyne Receiver

## LEARN BY DOING

You receive and keep all the modern equipment shown above, including tubes and valuable, professional quality Multitester. No extra charges.

## FREE! RADIO-TV BOOK AND SAMPLE LESSON!

Send today for National Schools' new, illustrated Book of Opportunity in Radio-Television-Electronics, and an actual Sample Lesson. No cost—no obligation. Use the coupon now—we'll answer by return airmail.

**APPROVED FOR VETERANS AND NON-VETERANS**  
Check coupon below

Both Resident and Home Study Courses Offered!

## NATIONAL SCHOOLS

LOS ANGELES 37, CALIFORNIA • ESTABLISHED 1905  
IN CANADA: 811 W. HASTINGS STREET, VANCOUVER, B.C.

## GET FACTS FASTEST! MAIL TO OFFICE NEAREST YOU!

(mail in envelope or paste on postal card)

**NATIONAL SCHOOLS, Dept. RH-104**  
4000 S. Figueroa Street or 323 West Park Street  
Los Angeles 37, Calif. or Chicago 7, Ill.


Send FREE Radio-TV Electronics book and FREE sample lesson. No obligation, no salesman will call.

NAME \_\_\_\_\_ BIRTHDAY \_\_\_\_\_ 19\_\_\_\_

ADDRESS \_\_\_\_\_

CITY \_\_\_\_\_ ZONE \_\_\_\_\_ STATE \_\_\_\_\_


Check here if interested in Resident School Training at Los Angeles.  
VETERANS: Give Date of Discharge \_\_\_\_\_



**G-C TUNER-KLEEN'R** For every Standard Coil tuner. Cleans both stationary and rotary contacts at every twist of the channel selector. Easy to install, means extra profit, better reception.  
No. 9132.....Net \$1.00



**G-C SPRA-KLEEN** The original power spray electrical contact cleaner and lubricant. Eliminates noises in TV tuners, contacts, controls, relays and switches. No waste, no need to remove parts.  
No. 8666 6 oz. can.....Net \$1.00



**G-C PORTABLE WIRE REEL** New, convenient way to handle wire coiled on spools. Just slip spool onto reel and pull out what you need. No more twisted or tangled wire when you go out on a job!  
No. 9111.....Net \$2.40



**G-C SPEEDEX WIRE STRIPPERS** New automatic "766" series has delayed return action to prevent crushing of fine stranded wires. Easy to use, with easy-grip handles for easy operation. Interchangeable blades. Specify wire size.  
Series 766 (12 models)...Net \$4.95

Save time... Save money... Speed up your service work!



# with SERVICE AIDS

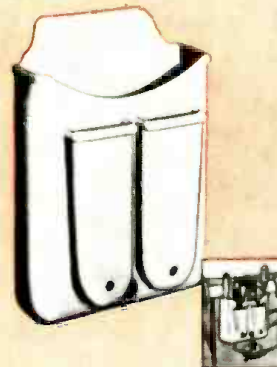
AT LEADING PARTS DISTRIBUTORS EVERYWHERE



**G-C DELUXE ALIGNMENT TOOL KIT** Handy roll type case with 16 most-used tools. Tool tips are extra thin, of best grade hardened spring steel for long useful service. Value of tools sold separately \$15.00.  
No. 8280.....Net \$7.74



**G-C GENERAL SKRATCH STIK** Easy to use, in handy carry-with-you case. Removes scratches on walnut, mahogany, oak—all shades and colors. Avoid embarrassment on the job . . . wipe Skratz Stik on that accidental scratch!  
No. 909.....Net \$0.30



**G-C "TUX" TOOL KIT** Made of remarkable new "Alathan" polyethylene. Flexible, tough, will not lose shape. Keep your tools with you, your tape on a chain. Lightweight.  
No. 8943.....Net \$2.37



**G-C ILLUMINATED INSPECTION MIRROR** Penlight batteries make this tool independent of cords or connections. Adjustable 1" hinged mirror mounted to 6" transparent lucite rod. No shock. On-off switch. Length 12 1/4". Bulb, less batteries.  
No. 8725.....Net \$1.95



**G-C COMBINATION LEAD-IN TUBE AND LIGHTNING ARRESTOR** Simplest feed-thru idea you ever saw. Drill 3/4" hole, any wall up to 16" and insert. Arrestor an outside, wall plug inside. A new G-C exclusive!  
No. 8641.....Net \$2.37

FREE Your copy of the big, illustrated G-C catalog. Send postcard today!



**GENERAL CEMENT MFG. CO.**


904 TAYLOR AVENUE

ROCKFORD, ILLINOIS

www.americanradiohistory.com



# Home Study Courses in TELEVISION SERVICING offered by RCA INSTITUTES



Study Television Servicing—from the very source of the latest, up-to-the-minute TV and Color TV developments. Train under the direction of men who are experts in this field. Take advantage of this opportunity to place yourself on the road to success in television. RCA Institutes, Inc. (A Service of Radio Corporation of America), thoroughly trains you in the "why" as well as the "how" of servicing television receivers.

## FIRST HOME STUDY COURSE IN COLOR TV SERVICING

Now you can train yourself to take advantage of the big future in Color TV. RCA Institutes Home Study Course covers all phases of Color TV Servicing. It is a practical down-to-earth course in basic color theory as well as how-to-do-it servicing techniques.

This color television course was planned and developed through the combined efforts of instructors of RCA Institutes, engineers of RCA Laboratories, and training specialists of RCA Service Company. You get the benefit of years of RCA research and development in color television.

Because of its highly specialized nature, this course is offered only to those already experienced in radio-television servicing. Color TV Servicing will open the door to the big opportunity you've always hoped for. Find out how easy it is to cash in on color TV. *Mail coupon today.*

### SEND FOR FREE BOOKLET

Mail coupon in envelope or paste on postal card. Check course you are interested in. We will send you a booklet that gives you complete information. No salesman will call.



**RCA INSTITUTES, INC.**  
A SERVICE OF RADIO CORPORATION of AMERICA  
350 WEST FOURTH STREET, NEW YORK 14, N. Y.



## HOME STUDY COURSE IN BLACK-AND-WHITE TV SERVICING

Thousands of men in the radio-electronics industry have successfully trained themselves as qualified specialists for a good job or a business of their own—servicing television receivers. You can do this too.

This RCA Institutes TV Servicing course gives you up-to-the-minute training and information on the very latest developments in black-and-white television.

As you study at home, in your spare time, you progress rapidly. Hundreds of pictures and diagrams, easy-to-understand lessons help you to quickly become a qualified TV serviceman.

There are ample opportunities in TV, for radio servicemen who have expert training. Mail coupon today. Start on the road to success in TV Servicing.

### MAIL COUPON NOW

RCA INSTITUTES, INC.  
Home Study Dept. RN-1054  
350 West Fourth Street, New York 14, N. Y.  
Without obligation on my part, please send me copy of booklet on:

- Home Study Course in TELEVISION SERVICING.  
 Home Study Course in COLOR TV SERVICING.

Name \_\_\_\_\_  
(Please print)

Address \_\_\_\_\_

City \_\_\_\_\_ Zone \_\_\_\_\_ State \_\_\_\_\_

# YOU be the Judge!

Let the Kay-Townes SUPER-KATY  
prove its superiority over  
ALL other TV antennas  
on the market today!



Here's why the famous  
**KAY-TOWNES**

*Super* **KATY**

wins in every case!

- FAR REACHING Reception!
- New MOLDED, RIBBED INSULATOR for low water absorption!
- New RIGID Construction to withstand gale-force winds!
- EASY Installation!
- LESS DEPTH on mast!
- Best by Color-Test!  
Super Katy has been proved the best antenna for fine color reception by actual field tests.

Every Super Katy installed  
will bring **NEW SALES!**

*Super* **KATY-2**

**AMERICA'S MOST WANTED  
TV ANTENNA**

"THE BEST SET IS ONLY AS GOOD AS ITS ANTENNA!"

## The long reach, long profit antenna

"Fringe area" dealer-servicemen in every part of the country are reporting outstanding sales and service stories... and, mounting TV consumer demand! The new, revolutionary Super "KATYS" have now convincingly proved every quality and performance claim attributed to them.

Kay-Townes' original SUPER KATY design... now amazingly improved... will out-perform any other competitive antenna on the market today, regardless of type or design principle!

Manufactured and Distributed in CANADA By  
DELHI METAL PRODUCTS, LTD., DELHI, ONTARIO

**KAY-TOWNES  
ANTENNA CO.**  
ROME • GEORGIA

Originators of  
the **BIG-JACK**  
the world's most Copied TV Antenna



# CREI prepares you quickly for success in

*The future is in your hands!*

The signs are plain as to the future of the trained men in the electronics industry. It is a tremendous industry, and—at the *present time* there are more jobs than there are trained men to fill them. But—when there's a choice between a trained and untrained applicant, the trained man will get the job. Your biggest problem is to decide on—and begin the best possible training program.

## CREI Home Study . . . The Quick Way to Get There.



Since 1927, CREI has given thousands of ambitious young men the technical knowledge that leads to more money and security. The time-tested CREI procedure can help *you*, too—if you really want to be helped. CREI lessons are prepared by experts in easy-to-understand form. There is a course of instruction geared to the field in which you want to specialize. You study at *your* convenience, at *your* rate of speed. Your CREI instructors guide you carefully through the material, and grade your written work personally (not by machine).

## Industry Recognizes CREI Training.

CREI courses are prepared, and taught with an eye to the needs and demands of industry, so your CREI diploma can open many doors for you. Countless CREI graduates now enjoy important,

good-paying positions with America's most important companies. Many famous organizations have arranged CREI group training for their radio-electronics-television personnel. To name a few: All America Cables and Radio, Inc.; Canadian Aviation Electronics, Ltd.; Canadian Broadcasting Corporation; Columbia Broadcasting System; Canadian Marconi Company; Hoffman Radio Corporation; Machlett Laboratories; Glenn L. Martin Company; Magnavox Company; Pan American Airways, Atlantic Division; Radio Corporation of America, RCA Victor Division; Technical Appliance Corporation; Trans-Canada Air Lines; United Air Lines. Their choice for training of their own personnel is a good cue for *your* choice of a school.



**Benefits Felt  
Right Away.**

Almost immediately, you feel the benefits of CREI training. Your employer, when informed of your step toward advancement (only at your request), is certain to take new interest in you and in your future. What you learn in CREI Home Study can start helping you do a better job immediately.

- BROADCASTING
- TELEVISION
- MANUFACTURING
- COMMUNICATIONS
- SERVICING
- AERONAUTICAL ELECTRONICS



## CREI also offers Resident Instruction

at the same high technical level—day or night, in Washington, D. C. New classes start once a month. If this instruction meets your requirements, check the coupon for Residence School catalog.

### INFORMATION FOR VETERANS

If you were discharged after June 27, 1950—let the new G. I. Bill of Rights help you obtain resident instruction. Check the coupon for full information.

## Get this fact-packed booklet today. It's free.

Called "Your Future in the New World of Electronics," this free illustrated booklet gives you the latest picture of the growth and future of the gigantic electronics world. It includes a complete outline of the courses CREI offers (except Television and FM Servicing) together with all the facts you need to judge and compare. Take 2 minutes to send for this booklet right now. We'll promptly send your copy. The rest—your future—is up to you.



# CAPITOL RADIO ENGINEERING INSTITUTE

Accredited Technical Institute Curricula • Founded in 1927

3224 16th Street, N.W.

Washington 10, D. C.

October, 1954

### MAIL COUPON TODAY

#### CAPITOL RADIO ENGINEERING INSTITUTE

Dept. 1110-A, 3224 16th St., N.W., Washington 10, D. C.

Send booklet "Your Future in the New World of Electronics" and course outline.

CHECK FIELD OF GREATEST INTEREST  Practical Television Engineering  Broadcast Radio Engineering (AM, FM, TV)  Practical Radio Engineering  TV, FM & Advanced AM Servicing  Aeronautical Radio Engineering

Name.....

Street.....

City.....Zone.....State.....

Check— Residence School  Veteran

# NOW... 2 SENSATIONAL EICO SCOPE VALUES!

NEW AMAZING FEATURE PACKED  
7" PUSH-PULL OSCILLOSCOPE

Only **EICO** Has All These Features

- VERTICAL FREQ. RESPONSE: flat  $\pm 2$  db 10 cps - 1 mc
- VERTICAL SENS.: .01 volts rms/inch
- HOR. FREQ. RESP.: flat  $\pm 0$  db 10 cps - 200 kc, -4 db at 500 kc
- HOR. SENS.: .3 volts rms/inch
- SWEEP RANGE: 15 cps-100 kc
- 3-STEP FREQ.-COMPENSATED ATTENUATOR eliminates freq. distortion, overloading.
- CATHODE FOLLOWER inputs to both amplifiers
- PUSH-PULL outputs in both amplifiers
- RETURN TRACE BLANKING
- INT. VOLTAGE CALIBRATOR
- V & H TRACE EXPANSION & CENTERING: 1.5X full screen without distortion.
- DIRECT CONNECTION to vert. CRT plates.
- PHASING CONTROL of internal 60 cps sine wave sweep.
- AT FRONT PANEL: Intensity mod. input; 60 cps, sawtooth outputs.



MODEL 470K  
KIT \$79.95. WIRED \$129.50.

**EICO EXCLUSIVE! 5" PUSH-PULL SCOPE, 425K, Amazing feature-packed economy-priced**  
Wired, \$79.95. KIT, \$44.95.

- PUSH-PULL V & H amplifiers. Sens: 0.5-1 rms v/in. Useful to 2.5 mc.
- SWEEP. 15 cps-76 kc. Z-axis intensity modulation. Dual trace positioning controls.



SCOPE VOLTAGE CALIBRATOR KIT 495K KIT \$12.95. WIRED \$17.95.  
● Sq. wave output at power-line freq. with full-scale readings of 1, 1, 10 or 100 V. peak-to-peak  
● Accuracy  $\pm 5\%$  of full-scale on each range.

6V & 12V BATTERY ELIMINATOR KIT 1050K KIT \$29.95. WIRED \$38.95.

- DC output: 0-8 V or 0-16 V.
- Continuous current rating: 10 A at 6 V, 6 A at 12 V.
- Intermittent current rating: 20 A at 6 V, 12 A at 12 V.
- Separate Voltmeter & Ammeter.



221K VTVM KIT \$25.95 WIRED \$39.95

- AC/DC volts: 0-5, 10, 100, 500, 1000 (30 kv with HVP probe)
- Res.: 0.2 ohms-1000 megs, 5 ranges
- DC input R: 25 megs
- 4 1/2" meter in can't burn out circuit
- 1% mult. resistors
- HIGH VOLTAGE PROBE \$4.95
- Extends range of VTVMs & voltmeters to 30 kv.



630K CATHODE RAY TUBE CHECKER KIT \$17.95 WIRED \$24.95



- Checks all types of TV picture and C.R. tubes in the set or carton. Bridge measurement of peak beam current (proportional to screen brightness).
- Detects shorted & open elements


625K TUBE TESTER KIT \$34.95. WIRED \$49.95.



- Illum. gear-driven "Speed Rollchart."
- New lever-action switches for individual testing of every element.
- Tests all conventional & TV tubes.
- PIX TUBE ADAPTER for Tube Testers \$4.50. Checks TV picture tubes while in set.

360K SWEEP GEN. KIT \$34.95. WIRED \$49.95.

- Continuous coverage of all TV & FM freqs. from 500 kc to 228 mc.
- Sweep width variable 0-30 mc.
- Crystal marker oscillator, variable amplitude.




214K VTVM KIT \$34.95. WIRED \$54.95.



- Large 7 1/2" meter, can't burn-out circuit.
- AC DC volts: 0-5, 10, 100, 500, 1000 (30 KV with HV Probe).
- 5 ohms ranges from .2 ohm to 1000 megs.
- DC input R: 25 megs.
- 1% mult. resistors.

Large 7 1/2" meter


950B-K R-C BRIDGE & R-C-L COMP. KIT \$19.95. WIRED \$29.95.



- Measures & tests all resistors; .5 ohm to 500 megohms.
- Every type condenser, 10 mmf to 5000 mfd.
- 0-500 DC voltage source for capacitor leakage testing.

352K BAR GENERATOR KIT \$14.95 WIRED \$19.95

- Reliable, accurate, portable, easy-to-use.
- Operates on channels 2-6, 16-23 vert. bars to check H linearity, 13-22 hor. bars to check V linearity.
- Shows pic size & V & H sync circuit stability.
- Entirely independent of station-sent signals.



Prices 5% higher on West Coast. Specifications and prices subject to change without notice.

**NOW! ONLY EICO-KITS & WIRED INSTRUMENTS Gives You LIFETIME SERVICE & CALIBRATION GUARANTEE\***

\*at less than our cost of handling (See EICO Guarantee Card enclosed with each Kit & Instrument).

# New! EICO SCOOPS!

232K PEAK-TO-PEAK VTVM with DUAL-PURPOSE AC/DC  
KIT \$29.95 WIRED \$49.95

**Uni-Probe\***

Measures directly p-p voltage of complex and sine waves: 0-4, 14, 42, 140, 420, 1400, 4200 V. DC RMS sine voltage range: 0-1.5, 5, 15, 50, 150, 500, 1500 v. Ohms: 0-1000 megs. 7 non-skip ranges on every function. Calibration without removing from cabinet. Zero center. Freq. Resp. 30 cps-3mc. 1% precision ceramic multipliers. Exceptional stability and accuracy. Compact, portable (8 1/2 x 5 1/2"), smart, rugged.  
NEW! UNI-PROBE! Terrific time-saver! Only 1 probe for all functions—a half-turn of probe-tip selects DC or AC (Peak-to-Peak or RMS)/OHMS!



249K PEAK-TO-PEAK VTVM with 7 1/2" METER KIT \$39.95 WIRED \$59.95

944 K FLYBACK TRANSFORMER AND YOKE TESTER Kit \$23.95 WIRED \$34.95


Tests all flybacks and yokes, in or out of TV set—in just seconds! Detects even 1 shorted turn!

Exclusive separate calibration for air—and iron-core flybacks assures utmost accuracy. Large 4 3/4" meter, 3 colored scales. Compact, portable (8 x 5 x 5"), smart, rugged.




488K ELECTRONIC SWITCH KIT \$23.95. WIRED \$39.95  
1171K DECADE RESISTANCE BOX KIT \$19.95. WIRED \$24.95  
1180K DECADE CONDENSER BOX KIT \$14.95. WIRED \$19.95

315K DELUXE SIG. GEN. KIT \$39.95. WIRED \$59.95.



- Covers range of 75 kc to 150 mc.
- 7 calibrated scales: accuracy better than 1%.
- Bandsread vernier tuning.
- 4-step RF shielded output multiplier: constant output Z.

377K SINE & SQUARE WAVE AUDIO GEN. KIT \$31.95. WIRED \$49.95.



- Complete sine wave coverage, 20-200,000 cps in 4 direct-reading ranges.
- Complete square wave coverage, 60-50,000 cps.
- Cathode follower output circuit.

536K MULTIMETER KIT \$12.90. WIRED \$14.90.  
526K MULTIMETER KIT \$13.90. WIRED \$16.90.




- 1000  $\Omega$ /V; 31 ranges
- DC/AC volts: Zero to 1, 5, 10, 50, 100, 500, 5000.
- DC/AC Current: 0-1, 10 ma; 0.1, 1 A.
- Ohms: 0-500, 100 K, 1 meg.

565K MULTIMETER KIT \$24.95 WIRED \$29.95.



- 555K MULTIMETER KIT \$29.95 WIRED \$34.95. (1% precision resistors)
- 20,000  $\Omega$ /V; 31 ranges.
- DC/AC/Output volts: 0-2.5, 10, 50, 250, 1000, 5000.
- DC Current: 0-100 ua; 10, 100, 500 ma; 10 A.
- Ohms: 0-2K, 200K, 20 meg.

145K SIG. TRACER KIT \$19.95. WIRED \$28.95.



- Audibly signal traces all IF, RF, video & audio circuits from ANT to SPKR or CRT in all TV, FM, AM, etc. without switching.
- Germanium crystal diode probe responsive to over 200 mc.
- Integral test speaker.

320K SIG. GEN. KIT \$19.95. WIRED \$29.95.



- Vernier tuning condenser.
- Stable Hartley RF osc., range 150 kc to 34 mc. calibrated harmonics to 102 mc.
- Pure or modulated RF & Colpitts oscillator 100 cps sine outputs.

322K SIG. GEN. KIT \$23.95. WIRED \$34.95. (As above, plus individual calibration of its 5 bands.)

Write NOW for FREE latest Catalog R-10

Separate Assembly & Operating Manuals supplied with each EICO KIT!

You build EICO Kits in one evening, but... they last a lifetime!

SAVE OVER 50%! See the famous EICO line TODAY, at your local jobber.

ELECTRONIC INSTRUMENT CO., Inc., 84 Withers Street, Brooklyn 11, N. Y.  
www.americanradiohistory.com



# MOBILE COMMUNICATIONS CENTER PROVIDES EMERGENCY SERVICE

By **FRED C. McKAY, WSLIM**  
Chief Radio Engineer  
Mississippi Highway Safety Patrol

Emergency unit set up for full operation. Equipment on table is powered by 110 volts a.c. from gasoline-driven generator in trailer. The various antennas are mounted on the truck and can be used singly or all together, as required by the bands covered.



*Of interest to all readers is this description of a highly efficient and well designed disaster communications unit.*

**A**LL departments which operate radio communications networks extending over a wide area such as a state, have need, at times, for a mobile base station which can act, in time of disaster or other emergency, as a temporary net control station. This is nothing new for the Mississippi Highway Safety Patrol and Civil Defense Council, as we have had in service for several years such a station, mounted in a small house trailer.

During several disasters in the past years, such as the Gulf Coast hurricane in 1947, the severe ice storm in 1951, and most recently the tornado at Vicksburg in December 1953, we have seen the need for, not only the establishment of efficient and reliable radio communications from such disaster scenes, but also the urgent need for coordination of communication among various agencies involved in this work. It was with the two above purposes in mind that the Communications Department of the Mississippi Highway Safety Patrol set out, in the fall of 1953, to construct and equip such a vehicle as is shown here, with the assistance of the Federal Civil Defense Administration.

As our basic radio network consists of nine (9) base stations of 3000 watts' output each, located approximately 100 miles apart throughout the state, all of which are equipped with automatic stand-by electric generating equipment both at transmitter sites and control points, most emergencies of a lesser nature than the three referred to above can be handled satisfactorily with existing base station facilities, but in any such disaster as the Vicksburg tornado, more elaborate means must be available to handle the communications necessary thereto. It was with this in mind that this communications unit was actually constructed.


Since the need for communications

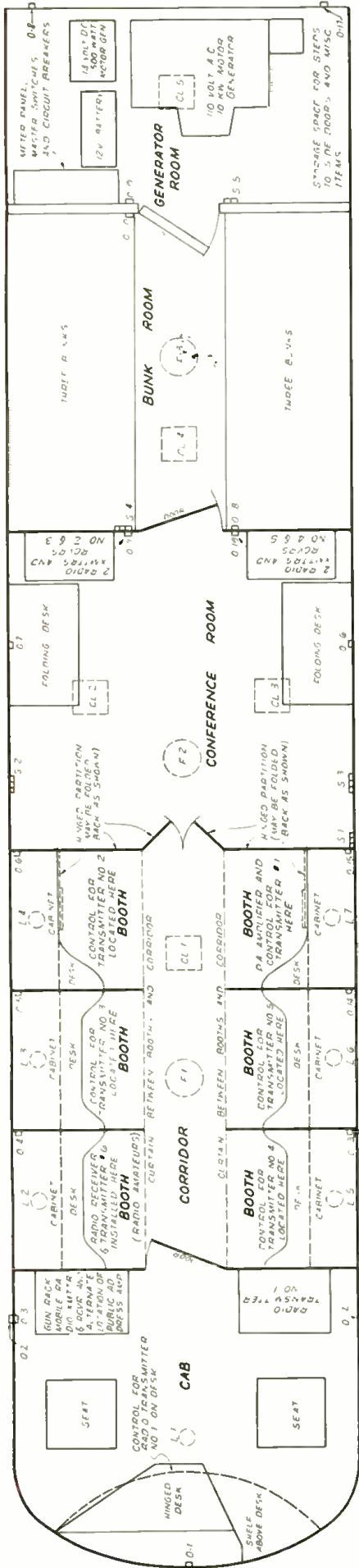
from disaster scenes is urgent immediately after the disaster occurs, we considered it mandatory that any such mobile unit should be capable of traveling at 60 miles an hour, or better if necessary, in order to reach such point in a minimum of time. Therefore, the unit is completely self contained, that is, all radio, public address, and power generating equipment is built in, and can be used in motion, except, of course, the antennas which lie on top of the vehicle and must be

raised, of course, for normal coverage.

Equipment contained in the Center consists of (1) a 250-watt base station type transmitter connected to a 35-foot triangular steel tower which is mounted at the front center of the top platform, to give an antenna height of 48 feet above ground when erected; this transmitter serves as the movable base station on the Highway Patrol network; (2) a 60-watt mobile unit on the Highway Patrol network for use in transit; (3) an amateur

**View from behind the driver's seat showing control unit and operating position in cab for the 250-watt base station transmitter on Highway Patrol frequency of 42.02 mc.**





Three of the six bunks comprising the sleeping quarters in Center. They are removable and can do emergency duty as stretcher units.



The amateur radio position in the emergency communications center. It is partitioned off, as are all positions, for privacy.

transmitter. *Johnson-Viking 2* (CD), and a receiver type NC-125 (*National*); (4) a 60-watt station type transmitter-receiver combination in the 30-40 mc. band (with approximately 25 crystals) for operation on any existing network in the state within this band; (5) a 60-watt station type transmitter-receiver in the 40-50 mc. band (with approximately 25 crystals) for the same purpose; (6) two transmitter-receiver combinations within the 150-170 mc. band, also with a library of approximately 25 crystals each to enable communications to be established with any existing network in the state in that frequency range. This provides a total of 7 transmitter-receiver combinations which can simultaneously be operated at a disaster scene, enough to serve the purpose adequately in any natural disaster.

The equipment is powered by a 10,000 watt, 110 volt a.c. gasoline-driven generator mounted in the rear of the vehicle, which can be controlled from the driver's position. In addition to this unit, a battery-charging type gasoline generator is also mounted near the large unit for use on extended operations wherein mobile operators have difficulty with automobile batteries due to excessive radio usage.

For public address work, the unit is equipped with a 35-watt amplifier and an omni-directional loudspeaker system consisting of four speakers rated at 15 watts each. Provisions have

been made for operating the amplifier from two positions within the unit as conditions dictate.

Upon arrival at a disaster scene, two men can erect all antennas on the vehicle in less than 3 minutes, because of special hinged base and side braces.

The interior of the vehicle is finished throughout in Masonite benelex and leatherwood and heavy drapes are provided across each "booth" or operating position for the purpose of sound isolation. Booths are partitioned from ceiling to floor by means of  $\frac{3}{4}$  inch sheets of benelex to assist in this connection. Each booth is equipped with a small air vent which works in connection with three ceiling exhaust fans to provide air circulation in the operating positions and elsewhere. Exterior colors are yellow, trimmed in black; antenna masts are orange and white.

The outside dimensions of the vehicle are approximately 35-feet long, 12½-feet high, and 8-feet wide, and it can operate at any given location for periods exceeding 48 hours without the necessity of refueling the power generator units, as a fuel line switching arrangement is incorporated wherein either the bus motor or the power units may consume all the gasoline available (80 gallons), depending upon which is needed.

The existing agencies within the state with which this unit will be capable of communicating include Police, Forestry (State and Federal), Power, Petroleum, Forest Products, Taxi, Railroad, Special Emergency and Special Industrial stations and mobile units, in the FM bands, as well as amateur, CAP and others on AM and CW.

It is not the intention of this Department to operate the other equipment in this vehicle, rather, a more workable plan seems to be that once the unit has arrived upon the disaster scene, communications will immediately be established on the State Patrol network. Soon thereafter, since all data as to frequencies and locations of base stations throughout the state, as well as crystals for those frequencies are located in the vehicle, the process of changing frequency of the

Floor plan of the Mississippi Emergency Communications Center. Lights L1, L2, L3, L4, L5, L6, and L7 are 110 volt a.c. and are controlled with a local switch. L1 is in the cab ceiling. The others are attached to the bottom of cabinets over the desk in each booth. Lights CL1, CL2, CL3, CL4, and CL5 are in ceiling and are controlled by wall switches. Each light has one 110 volt a.c. bulb and one 12 volt d.c. bulb. Fans F1, F2, and F3 are in the ceiling and are 110 volt a.c.-operated. They are controlled by wall switches. Outlets O1 through O19 are 110 volt a.c. One 12 volt d.c. outlet (not shown) is located beneath main switches, etc. in generator room. The 110 volt a.c. 10 kilowatt motor generator may be started from the cab or the generator room. Switches S1, S2, and S3 are above the bus-type doors. Door on each side of the cab.



Engineering staff of the Mississippi Department of Public Safety's Communications Division. From left to right are: F. C. McKay (the author), J. T. Payne, and W. A. Massey, Jr. with their radio-equipped patrol vehicles. These station wagons serve as highly mobile adjuncts to the larger "Communications Center." They are tied in by means of one of the Center's transmitters.

four other FM transmitters to that of existing nearby networks will be undertaken. Upon completion of this, or before, an operator from the particular network will be assigned by his department to duty in this unit and will remain there until properly relieved. This method will afford a maximum of efficiency throughout, and will serve the purpose, as far as the director of the disaster or rescue operation is concerned, of having within a small "headquarters" a means of obtaining much information from all these various operators as to needed equipment or services, extent of damages, or any other information vital to the efficient handling of such an operation.

The cost of this vehicle was upward of \$35,000, and required about 5000 manhours to equip and finish the interior. It stands as "a monument to cooperation," so to speak, as much of the labor and materials was donated by interested citizens who, as we could realize its potential benefits to the people of this state.

One of the Center's four 60-watt transmitters. The top unit is for operation in the 152-170 mc. band. Note crystal holders mounted on narrow panel separating transmitter and receiver portions. This cabinet rests on a second transmitter rack which houses a unit for operation in the 30-50 mc. band. It also boasts a complete set of plug-in crystals which permit operation at any one of approximately 25 frequencies.




Typical "booth" or control point for one of the FM transmitters in the Center.

*(AUTHOR'S NOTE: The present elaborate system of this organization has been due largely to the excellent leadership and co-operation of Col. T. B. Birdsong and Chief I. C. Hicks. Credit is also due to the thirty operators and the three engineers of the Communications Department who keep the*


*nine-station network of 3000-watt transmitters operating 24-hours-a-day to serve approximately 200 mobile units. When disaster strikes, a tenth station, [the Communications Center] can be rapidly dispatched to the scene to serve the mobile unit and five others if needed.)*

Payne, McKay, and Massey refer to the map showing the base stations in the state with which the Communications Center is equipped to establish contact. Map (right) shows the location of the nine base stations of the Highway Safety Patrol and its mobile units plus the out-of-state police stations and 30 city police stations with which the Center maintains a 24-hr. contact. Lines connecting stations indicate the routing.

Generator compartment of Center. Unit in center is the 10-kw., 110 volt a.c. air-cooled generator. Unit at right is 6-12 volt d.c. generator. Upper right is the 12-circuit breaker box, main switch, the 12-volt lighting switch, and the meter panel containing an a.c. voltmeter, a.c. ammeter, d.c. voltmeter, frequency meter, and running time meter for power unit. Extension trouble lights are shown at right.



# A LOW-POWERED PHONO AMPLIFIER



Over-all view of low-powered amplifier for children. It can be installed in record player cabinet.

By HECTOR E. FRENCH

*Construction details on a simple and inexpensive unit for children. It is safe and easy to operate.*

**S**OONER or later, the question of building an amplifier for a child's record player is bound to come up if there are any children in the family. This can be an extremely rewarding piece of construction, first because it helps develop his appreciation of music, second because it gives him something of his own, and third because if Junior plays his train records through a wide-open *Williamson* at 5:00 a.m. just once more, his little caboose is going to be redder than anything east of the *Atcheson, Topeka and Santa Fe*.

Designing this type of amplifier is productive of a different set of problems from those encountered when designing equipment for adult use.

For example, a child's hearing is usually much more acute than that of an adult. Distortion components which would not be heard by an older person will be clearly apparent to a child. Since his earliest intensive acquaintance with the world of music will be through his record player, it is even more important that the amplifier be as free as possible from all forms of distortion. This distortion-free reproduction is even more essential than a wide frequency range, since the child's appreciation of music must be allowed to expand naturally; this process will be aided if he does not have to learn the adult skill of mentally ignoring the various forms of noise and distortion that are present in a well-worn record, and which are so noticeable when played through a wide-range system.

In addition, the amplifier must be completely shockproof, be reasonably small, be rugged, be quiet (saves wear and tear on adult ears), use conventional tubes, be inexpensive, and be

completely safe to operate, all at the same time.

The amplifier shown in the illustration and in the schematic diagram was built to satisfy all these requirements.

By avoiding the transformerless type of power supply, a completely shockproof design resulted. Building on the smallest chassis available resulted in an amplifier which could be tucked away in one corner of the record player, with plenty of room for ventilation, and with no danger of burned fingers from hot tubes.

The equipment was set up for 78 rpm operation for a number of reasons. Some decision had to be reached on one particular speed, since a multi-speed unit would be too complicated for a child to operate. The long-playing records were ruled out since a child will almost always prefer having a large number of individual records to having a smaller number of LP's with the same total amount of playing time—and he'd probably become bored with any one long-playing record before it played through and change it anyhow. The 45 rpm records were found to be too small in size; experiment with a three-year-old revealed a preference for the larger sizes, especially when the record material was colored. With the 78 rpm children's records available in an unbreakable form, it was decided to select this speed, partly to take advantage of the larger, more rugged groove walls of the record, in order to hold up to rough handling.

The economic item appears, too. A single-speed 78 rpm motor and turntable is more apt to be on hand than is its long-playing equivalent, and if purchased, can be less expensive.

The selection of phono pickup is closely associated with the selection of speed. In this case a crystal pickup was used largely because a good rugged unit of this type was on hand. This is obviously a much more likely condition than having an extra magnetic reluctance type on hand. In addition, the crystal pickup was found by experience to be more rugged under rough use. A unit with a permanent needle is required, of course, in the interests of safety. If the only pickup on hand is built for replacement needles, it is recommended that some sturdy permanent needle be installed and fastened in place with a drop of cement, shellac, sealing wax, or some similar substance. The screw which holds the needle in place should be similarly secured, or replaced with one having a screwdriver head.

The first two stages of the amplifier are essentially straightforward, and resemble a conventional equalized preamplifier, as used with a magnetic cartridge. The one-megohm resistance,  $R_1$ , across the condenser,  $C_1$ , in the feedback loop of these two stages controls the equalization at frequencies below 100 cycles without introducing any significant d.c. unbalance in the cathode biasing of the first stage.

One unusual feature of the first stage is the use of a 10,000 ohm load,  $R_2$ , for the crystal pickup. This low value makes the crystal operate on the velocity-responsive characteristic of a magnetic unit rather than on the amplitude-responsive characteristic of a crystal unit. This circuit has the great advantage of providing sufficient electrical damping to the crystal to reduce the effective "Q" of the electro-mechanical circuit formed by the crys-

tal and its associated mechanical and electrical network. With the crystal operating into a high electrical impedance, there is no electrical damping, and every microscopic irregularity in the record groove can set the crystal into a lightly damped series of transient oscillations near its natural frequency. But with the crystal operating into a low electrical impedance, a considerable degree of electrical damping is provided, and each irregularity in the record groove can no longer throw the crystal into a series of oscillations. This provides a noticeable reduction in the high-frequency record noise, at the expense of a lowered output voltage from the pickup. The value of input resistance may be lowered if necessary to reduce the maximum output level from the amplifier.

In order to keep the distortion to the lowest possible figure, a special output circuit was required, especially in view of the restriction (for purposes of simplicity) to a single-ended output stage. At the same time, this circuit should be simple, foolproof, and completely stable under all conditions of operation. These requirements were all met by an output circuit having two feedback loops, one inside the other. This circuit is shown in simplified form in Fig. 2 and in the complete schematic diagram, Fig. 1.

Before such a two-loop system could be properly designed, however, it was necessary to reduce the phase shift within the circuit to its lowest possible value. This was done primarily by (1) using tubes having a low plate resistance, to place the high-frequency phase shift beyond the upper limit of the audio range, and by (2) eliminating the conventional cathode-biasing circuit in the output tube and supplying its bias directly from the power supply, to eliminate the low-frequency phase shift in the cathode circuit.

The first feedback loop is introduced by simply returning the plate load resistor,  $R_{13}$ , of the half-section 6SN7 to the plate of the 6V6 rather than to the plate voltage supply line. This introduces sufficient feedback on the 6V6 to improve linearity, without the addition of any components in a conventional feedback circuit.

The second feedback loop is introduced by connecting the output voltage of the entire amplifier so that it will be in series with the cathode circuit of the half-section 6SN7. This feedback loop improves the linearity of the entire output circuit, as well as smoothing out its frequency response. In addition, a lower effective output impedance is presented to the speaker for greater speaker damping. This feedback loop also requires no additional components above those required for a conventional circuit.

A number of output transformers of differing power capacities were tried in this circuit, to find if the circuit were critical as regards transformer characteristics. In each case, the circuit was completely stable, and the Merit A-2900 four-watt universal output

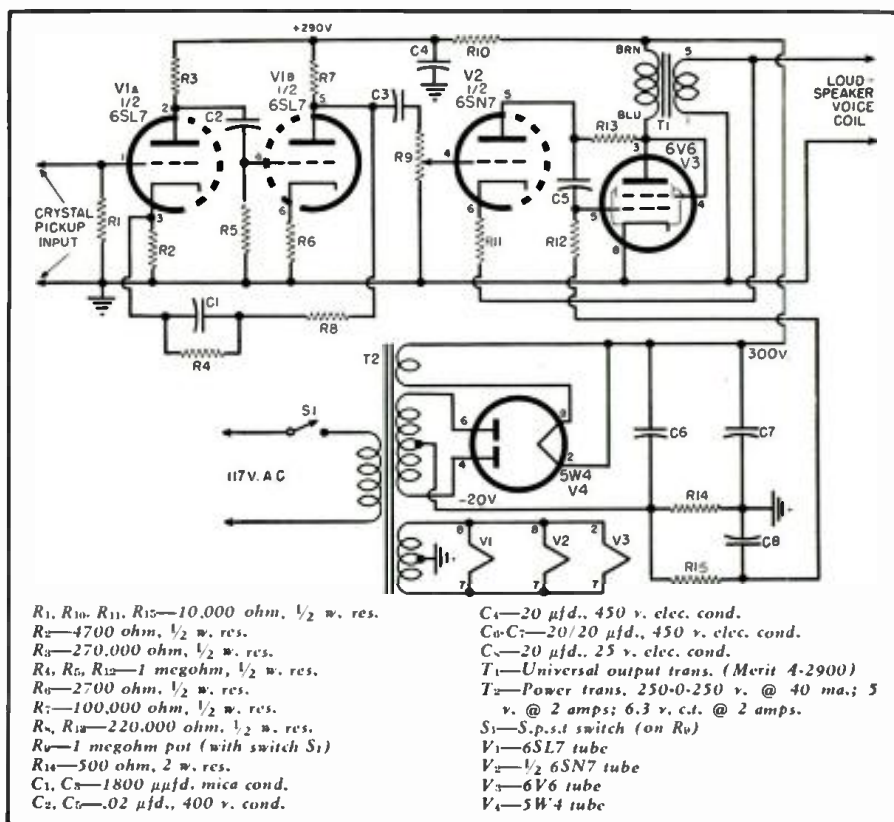


Fig. 1. Schematic of amplifier. Transformer power supply eliminates shock hazards.

transformer,  $T_1$ , was finally selected as having the best combination of size, cost, and performance. Transformer connections, as shown in the schematic, were found to provide the proper phasing for the feedback loop. This same set of connections was tested on a number of different speakers with no discernible difference in the reproduction, despite the variation in load impedance from one speaker to another.

When using other output transformers, the proper phasing of the outer feedback loop can be found by the sequence of (1) returning the 220,000 ohm plate load resistor,  $R_{13}$ , of the half-section 6SN7 to "B+," and then (2) interchanging the two primary connections (or the two secondary

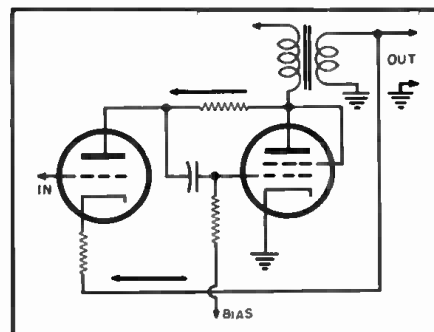
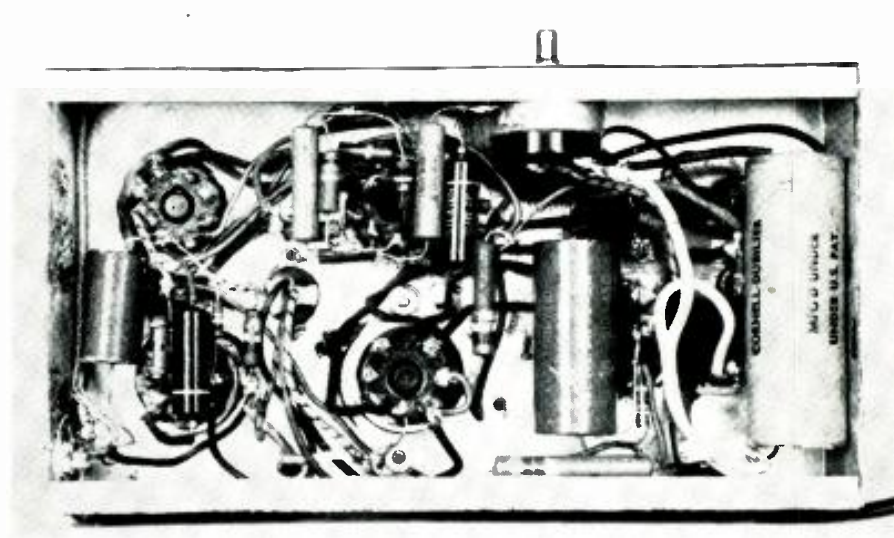



Fig. 2. Simplified schematic of the output circuit with the feedback loops indicated.

(Continued on page 178)


Underchassis view of amplifier showing how compact construction can be achieved.



# COMMUNICATION SET—THE EASY WAY



Front panel view of the author's home-built "converter-completer"



**M**ANY a ham or would-be ham would like to build a communication receiver—both to save money and to get the experience of working with receiving equipment. But one look at the job of laying out a suitable coil-switching "front end" is enough to scare off all but the most hardy.

Fortunately, there is a ready-made solution: any of the several excellent "mobile" converters on the market—plus an easily-built "converter-completer" unit which supplies voltage for the converter, and substitutes for the usual auto radio in the car.

The word "substitutes" does not do the "converter-completer" justice. Actually, since it can be designed for communication work, it can and does run rings around a car radio. For example, it uses a highly selective i.f. system, the kind needed to dig down into the muck on the phone bands. And it provides other necessities for communication work; a stand-by switch; a way of providing a "beat" for c.w. (code) reception; and even a simple noise limiter. Yet it is only a little more difficult to build than an a.c.-d.c. midget radio—and any builder who has successfully tackled equipment like an a.c.-d.c. set can build it with ease.

The cost is modest—careful buying will keep the total under \$25.00. The set is worked out in such a way that it can be built and aligned without any alignment equipment, although admittedly it is mighty handy to have some.

When the unit is completed and is tied to a good converter, the combination provides a double conversion receiver which will compare favorably in both over-all sensitivity and selectivity with sets costing well over \$100.

The "converter-completer" actually is a refined a.c.-d.c. superhet which tunes the broadcast band—a fact which greatly helps in getting it going, for signals are readily available. It consists of a mixer stage which tunes to the output of the converter; a high-selectivity i.f. stage which uses a rather unique regenerative circuit

By JAY STANLEY

*A "mobile" converter plus this easy-to build unit gives you a good double-conversion receiver at moderate cost.*

(credit goes to W3HTF) to provide for c.w. reception; the usual diode detector, a.v.c., and triode amplifier combined in one tube; and a power output stage. A rectifier completes the tube line-up. The unit also has a selenium rectifier power supply to furnish voltage for the converter—a supply entirely separate from the set supply in order to keep 117 volts off the converter chassis—and to avoid disastrous voltage "cross-ups."

In building the "converter-completer" unit the first step, of course, is to round up the various parts. The only parts which are apt to be hard to locate are the 175 kc. i.f. transformers, and since these are of standard manufacture, even they should not be too tough. *Burstein-Applebee Co.* of Kansas City, Mo., stocks these transformers and, undoubtedly, any other firm which handles the *Miller* line can get them for you.

The chassis is a standard 2" x 7" x 11" unit, which is first drilled and punched to allow the layout shown in the photographs. The panel is a crackle-finish Masonite panel—chosen because it is easy to work yet looks like metal.

Since the frequencies involved are fairly low, there is nothing critical about the layout—although following the photos fairly closely will make for easy wiring, as this layout is simple and logical.

Mounting the parts is likewise straightforward—in building the set, there is some advantage to adding the panel *after* most of the other work is done, to avoid having it in the way for preliminary checks and to reduce the possibility of sticking a finger or screwdriver through the speaker cone. If this is done you may have to make some kind of temporary lash-up to in-

clude the dial light—and wire across the standby switch *S*<sub>1</sub>.

Before you begin wiring, it is very important that you read this portion of the article carefully—your *life* may be at stake.

All of the "grounds" indicated in the wiring diagram (with certain exceptions noted later) are *not made to the chassis*. The common ground symbols simply mean that those portions of the circuit connect to the "B minus"—and are connected together—which is done with a few strategically placed leads. This is done to keep the 117 volt line off the chassis.

The chassis ground connections indicate connection to the chassis. Note that this applies to two variable condensers, (*C*<sub>1</sub>, *C*<sub>2</sub>), the socket for the converter plug, condenser *C*<sub>3</sub>, one end of *L*<sub>1</sub>, and *nothing else*.

In wiring a set of this type, two techniques can save you a lot of grief later—whether you are a beginner or an old timer. The first is to lay a sheet of vellum over the diagram, and scotch tape it down. Then, with a china marking pencil, pencil in each lead as you make it. The idea is to avoid errors—and to prevent "forgetting" to make some connection or other. (You can do the same thing by marking right on the diagram with a colored pencil—but doing so ruins the diagram for later use.)

The other technique is "area" wiring. The idea is simply to build the set section by section—and to *test out each area as you go along*. This means that if trouble develops early there isn't so much to hunt through. Likewise, should trouble develop further along, you *know* about where it is.

In the diagram, you will notice that Area "A" includes the power supplies



and the tube heaters. Completing this portion of the set gives you a nice starting point in that you know that the voltages are all available—from there on you simply provide the parts to make use of them.

Start out by wiring in the switch (on the volume control  $R_7$ ), tube heaters, and all of the other power supply leads. When this is done, check the wiring carefully to see that it matches the diagram. Then hold your breath and turn the set on.

If the tubes light—and stay lit (!)—and nothing starts to fry or melt you are probably OK.

To make more certain, shut the set off.

Then, take a short length of wire—and short across condenser  $C_{21}$ . There should be a sharp "snap" of voltage as the condensers in the power supply discharge.

Now do the same thing with condenser  $C_{21}$ —and again expect the snap of voltage.

Again, these tests should be made after the set has been turned off. If you short into the power supply with the set on—at best you will burn out a rectifier—and at worst you will burn out yourself.

If everything is OK in Area "A," the

next step is to wire Area "B" which includes the detector and audio end of the unit.

This set makes use of one of the popular little printed circuits, called the "Audet" (PC1). Rather than confuse things by showing the many parts which make up the "Audet," it is simply illustrated with proper connections. Using the "Audet" saves time, money, and space.

If you have not mounted the speaker (following the advice given previously) simply set it on the bench and run a couple of leads to it from  $T_4$ . Likewise, the headphone circuit,  $C_{21}$  and jack, can be omitted for the time being.

Now we'll test Area "B."

In effect, we now have an amplifier unit, complete with power supply. So all we need to do is to supply an audio signal to the top side of the volume control (marked "T" in the diagram) and we should hear it in the speaker.

An audio signal generator is very useful at this point. However, you can do the job with nothing more than your finger—if you are careful!

Simply place your finger on point "T" as indicated in the diagram. But be certain that point "T" is the "high" side of the control—not the "ground" side, where 117 volts may be waiting

to nail you. If you have any doubts as to which end of the control is which—grab one end of a .1  $\mu$ fd. condenser and touch the other end to the control. The condenser will insulate you from trouble.

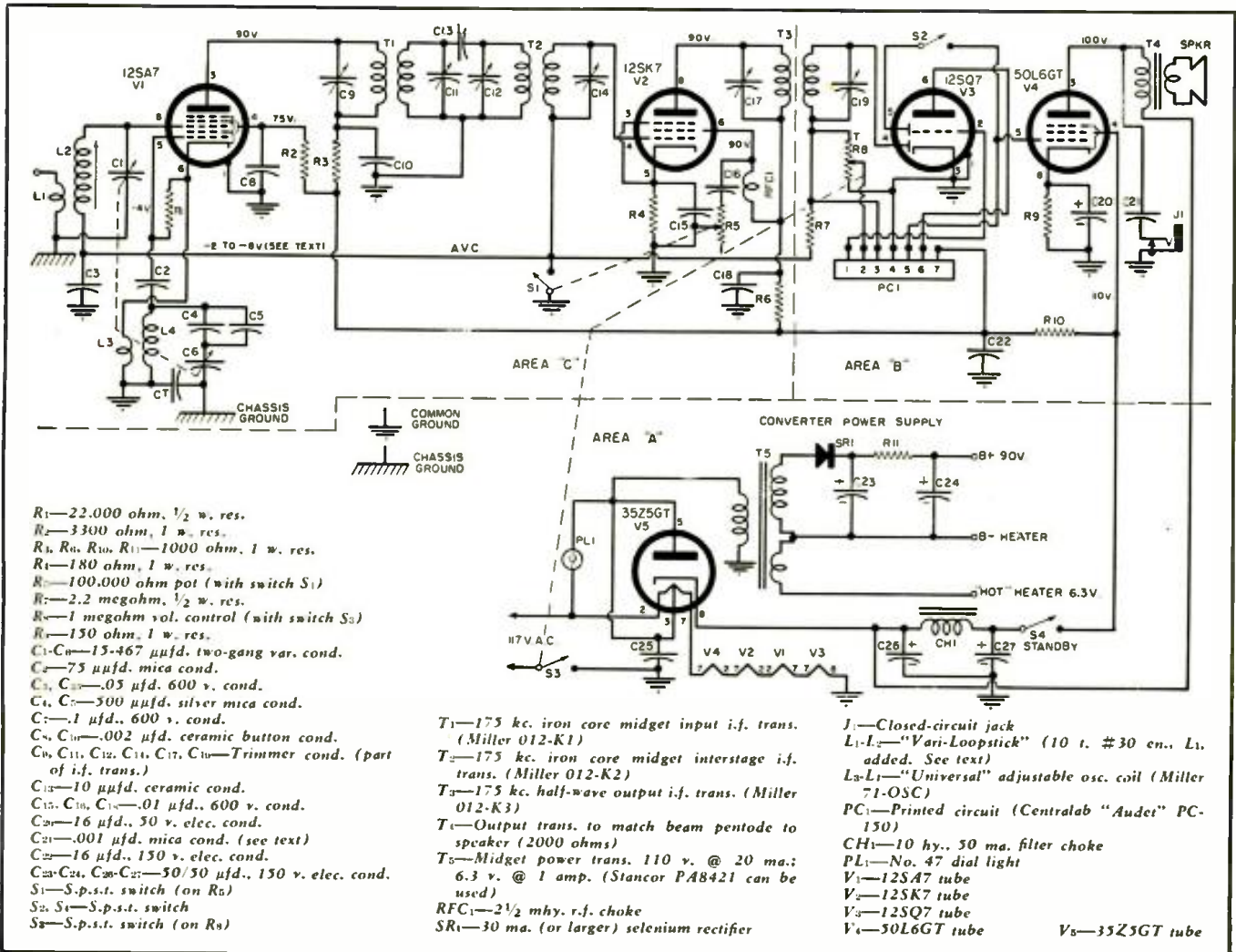
Now, when you apply your finger or condenser to the control, a loud, throaty hum should build up—becoming quite loud as you advance the control. If you do get this effect (what is happening is that your body is picking up enough a.c. from the area so that you become a kind of feeble signal generator) everything is probably OK. If not, start checking back to see where you made a mistake.


If everything is all right so far, we're ready to tackle the only part of the circuit which is the least bit tricky, the mixer and i.f. stage.

Watch the wiring carefully, following the dope sheets with the coils and the markings on the i.f. transformers in order to make proper connections. On  $T_1$  the green lead goes to  $C_{13}$  and the black lead to ground. On  $T_2$  the blue lead goes to  $C_{11}$  and the red lead goes to ground. Otherwise, everything follows the standard practice for transformers.

The antenna coil is one of the popular "Loopsticks" and can be any an-

Complete schematic diagram. By following the "Area" construction technique, errors can be avoided. See text.





Top chassis view of unit. The front panel is Masonite, which is easy to work.

tenna coil with an adjustable ferrite coil.  $L_1$  is an extra winding, consisting of 10 turns of #30 enameled wire, wound at the bottom of the coil. One end goes to the chassis—and the other end to the center of the antenna fitting, which is a *Motorola* type connector.

Now we're ready for the final test. Connect a wire a couple of feet long to the "high" end of  $L_1$  and turn on the set. Rotate the tuning condenser. If all is well, you should pick up some of the stronger broadcasting stations in the area.

Next tune the *highest* frequency station you can find (with the variable condenser farthest open). Then adjust the core in the "Loopstick" for the strongest signal.

Now we're ready to line up the i.f. stage. Of course, if you have a 175 kc. signal generator, the job is simple.

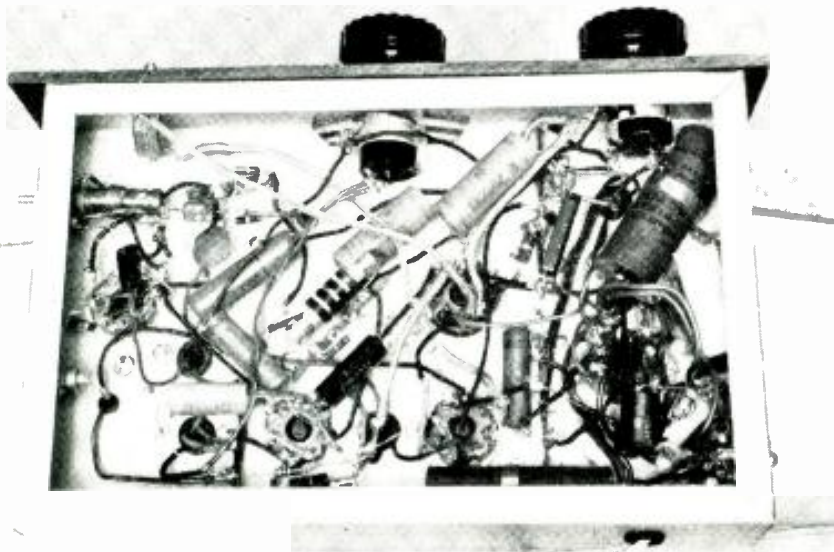
Without one, you can do fairly well, anyhow. First of all, plug the con-

verter into the antenna terminal and supply power to the converter from the converter power supply (on the set illustrated a miniature *Jones* plug and socket were used). No antenna should be used on the converter.

See if the converter tubes light. Notice if there is a soft click in the speaker on the unit as the converter is switched on and off.

Now turn the main tuning condenser on the set until you hear a "rushing" noise—the noise level from the converter which, unless things are hopelessly off, should come in with the tuning condenser on the "converter-completer" fairly well open. (If you can't find the noise, mark the adjustment on the oscillator coil  $L_1-L_2$  in some way and try different settings to see if you can tune to the proper frequency with the tuning condenser. The marking is suggested so that you can find your

Under chassis view. Since frequencies are low the layout is not critical.



way back if something else is the matter.)

Once you have the "rushing" sound you have a signal you can use to align the i.f. transformers. Fortunately, these are already set at the factory, so very little tuning is needed.

Do this tuning with an insulated alignment tool, starting with  $T_1$  and working your way forward. Very carefully, tune the trimmers for maximum sound in the speaker. After you complete the sequence, do it once more.

This alignment method is not perfect, one of the shortcomings being that the ear is not sensitive enough to changes in sound, but will result in a satisfactory set. If you want to get the most out of the set, and don't have alignment equipment, a technician can do it for you.

Now move back to the antenna coil and again peak up on the rushing sound to get the antenna circuit on the unit tuned to the i.f. output on the converter.

The adjustable oscillator coil will probably be fairly close to being OK as it comes from the factory, exact frequencies are not too important since we are primarily concerned with only one, that the set will tune to the i.f. output frequency of the converter and the tuning condenser allows considerable latitude. However, you may want to tune the broadcast band in odd moments—and, if so, the oscillator coil will need a bit of setting.

First, tune in a station on *another broadcast-band set* on the low end of the band (toward 550 kc.). Then set the tuning condenser on the "converter-completer" so that the plates are meshed approximately the same amount. Then adjust the slug on the oscillator coil ( $L_1-L_2$ ) so that the station you want comes in.

Actually, the "converter-completer" is a poor broadcast-band set because of one of its advantages; it is *very* selective, which is fine for communications, but knocks the spots off music.

If everything is OK up to this point we are ready to do some tuning with the converter so hook an antenna onto it. From here on, the converter takes over as the tuning unit and what you will pick up will depend upon what the converter tunes in.

Phone signals are received with the switch  $S_1$  on  $R_3$  open so that the a.v.c. circuit operates and the slider on  $R_3$  is at the point where there is no resistance between  $C_{10}$  and ground. (If the control is reversed there will be spurious oscillations in the 12SK7 i.f. stage). To receive c.w. signals, control  $R_3$  is turned, the switch closes and shorts the a.v.c. to ground and after the control is advanced until you hear a soft "plop" in the speaker you are ready to hear c.w. signals as the familiar high pitched whistles. You will also discover that you have to advance the volume control, but don't let this worry you, there is sufficient audio to handle the signals in good shape.

(Continued on page 187)

# TV CINDERELLA

By E. D. LUCAS, JR.

*Community TV is a wide open field for profit if you will learn from the mistakes and successes of others.*

**W**HEN you read that Casper, second largest city in Wyoming, now enjoys television programs piped from Denver, Colorado, 240 miles away, by means of a microwave relay network and a community TV system, you realize that this new form of public utility has made notable progress.

In the early days of the community TV pioneers, a few citizens had planted antenna towers on hilltops and, using relatively primitive electronic equipment and coaxial cable, managed to bring TV to residents of a handful of towns isolated from the wonders of television by either rugged terrain or distance, or both. Community television development in 1951, however, took on many of the aspects of a gold rush or land grab. Entrepreneurs all over the country rushed to get franchises in likely looking towns. They besieged the few manufacturers of equipment. Scores of community systems began construction, and the National Community Television Association was formed. By the end of community TV's first big year, nearly 100 systems in as many cities had been started.

The growth of this new branch of the television industry has continued to be rapid but not quite so fevered. Now there are some 350 major community TV systems serving about 1,000,000 viewers. This includes only systems organized as business corporations, operating like small utility companies to provide TV service to subscribers much as telephone companies serve their subscribers. It does *not* include many hundreds of additional "canyon systems" in which one master antenna, an amplifier or two, and a thousand feet or so of open wire attached to rooftops, trees, and fence-posts bind together a few homes.

October, 1954

The resemblance between a community TV system and a utility such as an independent telephone company is evident. Both use cables strung on telephone or power company poles, and suitable electronic amplifying and distribution equipment to bring a communications service to subscribers. Both make an initial installation charge and then a continuing monthly service charge.

From the construction of the first community TV systems, both the operators of these systems and the manufacturers of equipment have watched warily such regulatory bodies as the Federal Communications Commission and the public utility commissions of the numerous states where community TV flourishes. They have been waiting and wondering whether someone in authority would rule community television to be a public utility. So far nothing official has happened. The FCC has studied community TV like an interested bystander watching Topsy grow. State public utility commissions have generally pursued a similar *laissez-faire* policy, insisting only that the installation of electronic equipment and cable for TV on poles owned by electric power or telephone companies conform to public utility standards.

Community television systems, even those serving as many as 4500 subscribers, continue to operate like utilities without either the benefits or curses of regulation aside from the normally non-rigorous provisions included in city franchises. But the day is coming, in the opinion of many experienced executives, when recognition and regulation as a utility will be useful. Financial, legal, and technical standards will be established to govern the service provided and the rates

charged for it. In many cases, this will compel the operating company to be more careful in its business organization, its construction methods, and its selection of equipment. This should result in better TV pictures for subscribers.

Another interesting factor is that some of the major motion picture companies have organized community TV systems and are considering purchasing existing installations. The movie moguls find it easy to consider several hundreds or thousands of homes connected by cable as merely a new and exciting kind of theater—with armchairs before a TV screen instead of the customary rows of seats. *Paramount Pictures*, operators of a community system in Palm Springs, California, and *Video Independent Theatres*, owners of a large movie theater chain and operators of TV systems in Ardmore and Durant, Oklahoma, are examples.

The principal producers of specialized community equipment are such relatively unpublicized firms as *Jerrold Electronics*, *International Telemeter*, *Spencer-Kennedy Laboratories*, *Enutron*, and *Blonder-Tongue Laboratories*. Why this is so evidently lies in that word *specialized*. The engineers who design and build successful community TV equipment are wedded to their work. Their best ideas come from field experience, perhaps up on a pole with a soldering iron. It takes actual living with the day-by-day problems of a community system to be able to design and build equipment—and to sell it to others. Many new companies, dependent on the success of community TV for their daily bread, have grown up with this paradoxical non-utility.

Another oddity is the way in which



Service technician on a ladder truck used for repairing and maintaining community TV systems. The technician is checking a pole-mounted amplifier.



Left, antenna towers of the community TV system at Cuyama Valley, California. The yagi antennas pick up seven channels from Mt. Wilson, 125 miles away. Right, a typical mobile antenna tower unit for making field strength surveys to find the best antenna site for a community TV system. This tower can be handled by one man and mounts on the roof of the truck after being cranked down into the bottom section.

some television broadcasters have used community (wired) TV to prepare the way for their broadcast service. In general, the broadcasters have been mildly interested in community systems because such systems help to extend the viewing market. As a result, TV stations have been willing to let the operators of community TV systems receive and distribute their programs.

Certain TV station licensees have utilized community TV to build an audience and make a little cash, too, before their stations could go on the air. The *North Dakota Broadcasting Company*, in Minot, for example, built a community TV system and operated their TV station, now KCJB-TV, on a closed-circuit basis during the late freeze. As a result, many residents of Minot bought receivers and enjoyed them and, equally important, the station's personnel gained valuable experience prior to the thaw.

A different technique was and is being used by Rogan Jones and Jim Wallace in the State of Washington. Their community TV system in Bellingham, about 90 miles north of Seattle, was one of the first successful community systems in the United States, receiving programs from KING-TV in Seattle. By the time (over two years later) that they were licensed to go on the air with their own station, KVOS-TV, in Bellingham, their community system had about 500 subscribers and was bringing in a tidy income. During the past year,

they started another community system in Wenatchee, Washington, where they operate a radio station, in anticipation of the day when they'll start telecasting from that city.

Another aspect of community TV and its relationship to television broadcasting is the interesting interaction between u.h.f. telecasting and community systems. Before the end of the freeze, some experts in the television industry were predicting the rapid demise of community TV as soon as the hundreds of new u.h.f. and v.h.f. stations went on the air. Nothing even remotely resembling this melancholy prediction has happened. Community TV is flourishing as never before. One reason is that the substantial majority of community systems is to be found in cities or towns too small to support a TV station.

The other reason for community TV's healthy survival is more surprising; apparently, cable systems and u.h.f. (or occasionally v.h.f.) stations can exist side by side in some larger cities. *Perfect TV, Inc.*, in Harrisburg, Pennsylvania, has been operating a community television system since early in 1951, and now has more than 3000 subscribers. Originally, channels 4 and 6 from Philadelphia, and channel 2 from Baltimore were received by *Perfect TV's* antennas atop Fort Hunter Ridge, six miles north of Harrisburg. The only change, made nearly two years ago, has been to substitute the nearer channel 8 station in Lancaster for channel 4. Meanwhile, two stations have gone on the air in Harrisburg. Theoretically, this should have put the community system out of business. Actually, according to the latest reports, *Perfect TV* is continuing to grow and add new subscribers.

#### Advertising and Public Relations

There are three principal stages in the advertising and public relations program needed by a well-managed community TV company. The first phase occurs when the company has been organized, its corporation papers have been duly recognized by the state of its choice, and applications have been made for a city franchise and for agreements with the electric power and telephone utilities for the use of telephone and power poles for the community TV cables. Incidentally, a corporate entity for the system is required for such dealings.

By the time the city franchise is applied for, the proverbial cat is far out of the bag. Unless news releases are ready for the local newspapers and radio stations, plus paid advertising to tell accurately and in detail the story of what is being planned, the rumors will fly fast and furiously. We have known founders of community TV systems who vow they spent most of their first month in the business answering the phone—at the office and at home, far, far into the night—to tell their story to potential subscribers. The budget for publicity need not be large. Preliminary planning, so that complete, factual stories are available

for the press, together with one good large size paid advertisement in the locally-read newspaper giving the company's story of how it is bringing TV to town, will help the company to a good start in its relations with the public.

The second phase of the campaign occurs while construction is under way and before TV can be supplied to the first subscribers. Often the time lag is longer than can be foreseen. Bad weather, delays in obtaining critical materials or pole clearances, and other obstacles may slow construction. Therefore, it is necessary that regular progress reports go to the local newspapers and radio stations. A TV station which will increase its audience, thanks to the community system, will probably cooperate. A paid newspaper advertisement once a month, or oftener, is a good investment.

The third stage in this advertising and public relations program begins when the date can be fixed for the first subscriber connection. The preliminary planning for this great event is vital. First, the cooperation of the wholesale distributors and dealers who handle TV receivers in the area must be enlisted. If possible, tap-offs should be made from the cable to several dealers' stores before the gala opening—"TV Day in Thomasville."

In any community, the TV system's success is so largely dependent upon the good will of dealers and distributors that their cooperation should be cultivated with care. Many systems, as for example the one in Shenandoah, Pennsylvania, have made it easy financially for the dealers to obtain multiple hookups by offering reduced installation rates for *bonafide* merchants of TV receivers. This type of cooperation with dealers has another advantage beyond helping them to make sales which insure subscribers for the system.

Many people find it desirable to finance the purchase of their TV sets and also to finance the installation or connection charge for community TV. This charge averages \$125 and, in many cities, is now \$150 per home. In cooperation with dealers, both banks and finance companies have worked out financing plans in most communities to handle, as a package, the installment purchase of a TV receiver and the connection to the cable. Some community systems find that one-third of their subscribers make use of such financing. In some cases, the community TV companies, in addition, have offered their own installment payment plans, but the TV dealer is generally the key man in putting such paper through. One interesting sidelight is that the risk in financing connections to community cables has been found negligible: subscribers will make every sacrifice to keep TV coming into their homes.

Still another benefit to community systems from cooperation with distributors and dealers is that these merchants who sell TV sets will be glad, for highly practical reasons, to run a

considerable volume of advertising on the day of the first hookup.

Not everyone can do what the community system in Palm Springs, California, did, heralding the first TV pictures in town by the full Hollywood treatment of movie stars, searchlights, etc., but other communities, including Casper and Laramie, Wyoming; Reno, Nevada; and Wenatchee, Washington, to name but a few recent "premieres," have had the whole town talking about TV, and signed up many subscribers because of well-publicized openings.

Although the job of advertising and public relations never really ends, it is particularly important during the first months of operation when there are apt to be more than the usual number of equipment failures; when a storm disrupts service while apparently every man, woman, and child in town is watching the championship prizefight; or when potential subscribers in one end of town have to be pacified until the TV cable reaches their area.

### Legal Problems

There are many legal problems, beyond taxes, which call for legal work. The first step is incorporation of the company which is to own and operate the community system. Then the company must either buy or lease a site, often on a hilltop, on which to erect its master antenna towers; obtain right-of-way for any private pole lines it must construct, or individual poles needed (besides those on which space is rented from the utility companies); rent or purchase office and shop facilities.

Just as the matter of obtaining municipal franchises has become somewhat standardized and hence, simplified, thanks to the growth of community systems, so it has also become much easier to obtain pole rental agreements and other necessary facilities from the utility companies. Most electric power and telephone companies now have standard agreement forms for renting space on their poles or providing power or other services to community TV systems.

In the pioneer days of wired television—a mere three years ago—the idea of community TV was so new that arrangements between the power and telephone companies and the TV entrepreneurs were often informal. This happy state was brief, probably because the utilities recognized that many TV companies were stringing cable unprofessionally and creating hazards. Good wiring practices were rapidly codified and have become part of the standard operating procedures for all properly organized community television systems.

### Subscription TV

It is significant that subscription TV is receiving its first prolonged commercial test on the community system in Palm Springs, California. Since the FCC has not seen fit to take jurisdiction over community TV operations,

nor to restrict what may be distributed over such cable systems, *International Telemeter* has set up a subscription service on channel "6-plus" (about 91-97 mc.) of its community network in Palm Springs, which is also distributing channels 2, 4, and 5 received from stations in Los Angeles, 85 miles away.

This first experiment with subscription TV in a community system has, despite the usual problems of a pioneering venture such as occasional equipment failures and a high early maintenance cost, been reasonably successful. The company has a studio and transmitter in the center of town, and there "scrambles" the feature motion pictures which it distributes on the pay-channel. In the subscriber's home, there is an unscrambler, an electronic "black-box" attached to the rear of the TV set (but out of sight), and a small coin box and tape recorder designed to be placed on top of the receiver. The user puts a dollar or so in coins into the box when he wants to see the movie, usually a current feature, and the tape recorder marks down this selection and the price. Once a month the coin boxes and recorders are collected, and the record on the magnetic tape indicates to the company how to divide the "box-office" among the various motion-picture producers, the transmitter operator, the service company, etc.

For other community system operators, the idea is intriguing but it should be remembered that the initial investment is high. The transmitter for subscription TV and associated equipment, not including the unscramblers and coin boxes for subscribers, cost about as much as the equipment investment for a small TV broadcasting station. Subscriber equipment represents another very substantial sum. There is also the highly difficult problem of getting satisfactory motion pictures to show. However, this programming source is certainly worth investigation for enterprising community systems with a sizable number of subscribers especially since some equipment manufacturers, nota-

bly *Jerrold*, are investigating simpler means of instituting paid TV.

### Canyon Systems

Scattered all over the country are small groups of homes connected to a single master antenna by one or two amplifiers and a few hundred feet of open-wire line, usually strung from tree to tree, rooftop to rooftop, or fence post to fence post. For instance, Hollywood hills above the main metropolitan section of Los Angeles has several dozen of these "canyon systems."

Generally, such systems have been installed by an enterprising TV service technician, or by a dealer who wanted to sell sets where reception without a small master antenna system was just plain terrible. Such an informal system may be owned either jointly by the subscribers, or by the enterprising TV service technician or dealer.

The system may consist of a single broadband antenna on the nearest available hilltop where the reception is satisfactory, an inexpensive amplifier which can be obtained for about \$160, and a good-quality open-wire line, preferably with copper-clad conductors and wide polystyrene spacers. In such systems there is generally no attempt made to prevent radiation of signals; the open-wire line has low loss but radiates generously. General performance throughout the system may suffer by comparison with a major community TV system, but such a small master system brings moderately viewable pictures to many a home that would otherwise be permanently "snowbound."

In this article there has been an attempt to point out the many similarities between community television and communications utilities like the telephone. Many of the larger community TV systems are now being operated along utility lines. The author believes that this trend toward the adoption of utility standards by community TV operators will continue, even without legal regulation of these TV systems by federal or state government.

—30—

Single channel and broadband type line amplifiers for community television systems made by companies specializing in such equipment. The prices run from \$150 to \$400.


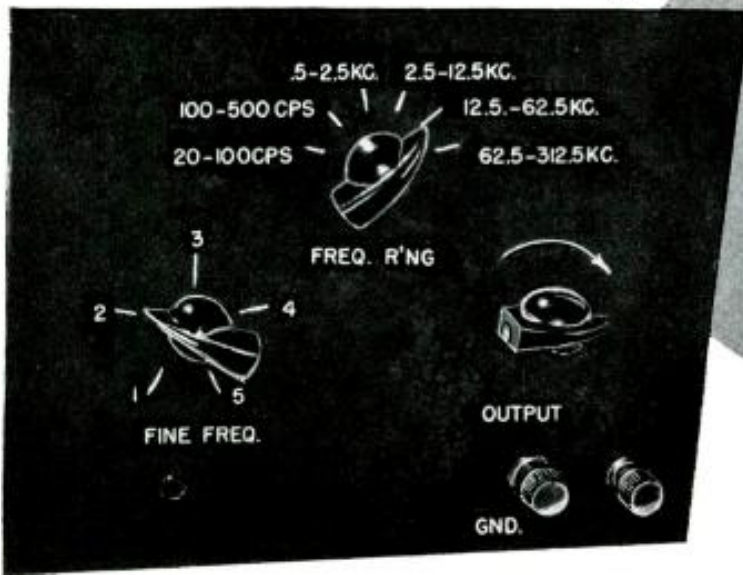


Fig. 1. Front panel view of the home-built two-tube square-wave generator. The power supply may be built on the same chassis.



# TWO-TUBE SQUARE-WAVE GENERATOR

By J. GIANNELLI  
Electronic Test Technician

*Build this unit which features wide frequency coverage, good rise and fall time, and cathode-follower output.*

HERE is a square-wave generator which you can build, at a minimum outlay of cash, in one or two evenings. This is just the signal source you'll need to visually check the response of your kit-type oscilloscope or the one you may be planning to build from scratch. It can also be used in service work or to check video and audio amplifier response.

Before describing the construction of this unit, first let's examine the characteristics of this square-wave generator.

As the rise and fall curve of a square wave approaches the vertical, the high-frequency harmonic components necessary to reproduce these steep sides have to be quite high. See Fig. 2. If we hope to keep the tops of these square waves perfectly flat and perpendicular to the sides, the square wave must then be composed of low-frequency components.

Once we have developed a nearly perfect square wave, we will want to keep it that way so its output must be taken from a low-impedance source to prevent external sources, containing large values of capacitance or low values of resistance, from introducing distortion. These conditions are met by the following characteristics derived from the circuit shown in Fig. 3: Rise and fall time—.05 microsecond; output impedance—260 ohms; output voltage—7.5 volts peak-to-peak; attenuation—7.5 v. to 0 v., continuously variable with no distortion; frequency range—20 cps to 300 kc. in six overlapping ranges with fine-frequency control for intermediate frequencies; and power

requirements—30 ma. @ 175 volts and .6 amp. @ 6.3 v.

The circuitry, as shown in Fig. 3, utilizes basic circuits but in a unique combination.  $V_1$  is a symmetrical, free-running multivibrator whose frequency is varied by the choice of condensers to vary the grid time constants in multiples of five, and a fine-frequency control for the intermediate frequencies. The fine-frequency control can be divided into five positions on the panel and by multiplying this indication by the low end of the indicated frequency range, an approximation of the frequency may be obtained.

Direct coupling from the cathode of the multivibrator results in improved frequency response.  $V_2$  is a combination double limiter and cathode-follower output tube. Negative cut-off limiting of the multivibrator pulses is accomplished in the first half of the triode while the positive portion is amplified, inverted, and fed to the grid

of the second triode. The second triode is a conventional cathode follower, biased (by the choice of a cathode resistor of approximately 390 ohms) so that large negative-going pulses will cut the tube off. Under these conditions, the cathode-follower has an output impedance of 260 ohms, calculated by using the formula:  $R = (E_1 - E_2) / (I_1 - I_2)$  where  $E_1$  and  $I_1$  are the voltage and current at the output with no load and  $E_2$  and  $I_2$  are the voltage and current with added load.

A power supply which can be used with this unit, if the builder does not have a suitable unit available, is shown at the left of Fig. 3. It is a conventional circuit with a choke input filter for improved regulation. It can be placed on the same 5" x 7" chassis as there is plenty of room providing the parts layout of Figs. 5 and 6 is followed closely.

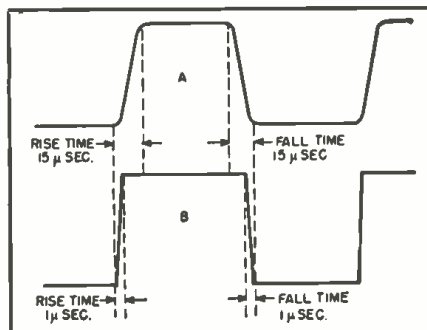
If the square waves produced by this circuit are not symmetrical,  $V_1$  may be substituted for  $V_2$  or  $R_3$  or  $R_4$  shunted with another  $\frac{1}{2}$  w. resistor. This resistor can be any value between 1 and 3.5 megohms, the value being determined by the symmetry obtained. Once obtained, symmetry will be retained on all ranges.

Once construction of this unit has been completed, you will do well to acquaint yourself with the interpretation of the scope patterns taken from the output of units under test, having square-wave inputs. One important factor must be borne in mind. Since a square wave is composed of a fundamental frequency and many harmonics of different amplitudes and phases, in order to faithfully reproduce these square waves in the output of an amplifier the amplifier must have a flat frequency response from a few cycles to several megacycles.

## Checking Pulse Response

With kit-type oscilloscopes becoming  
RADIO & TELEVISION NEWS

Fig. 2. The high-frequency harmonic content of (A) is lower than in (B). See text.



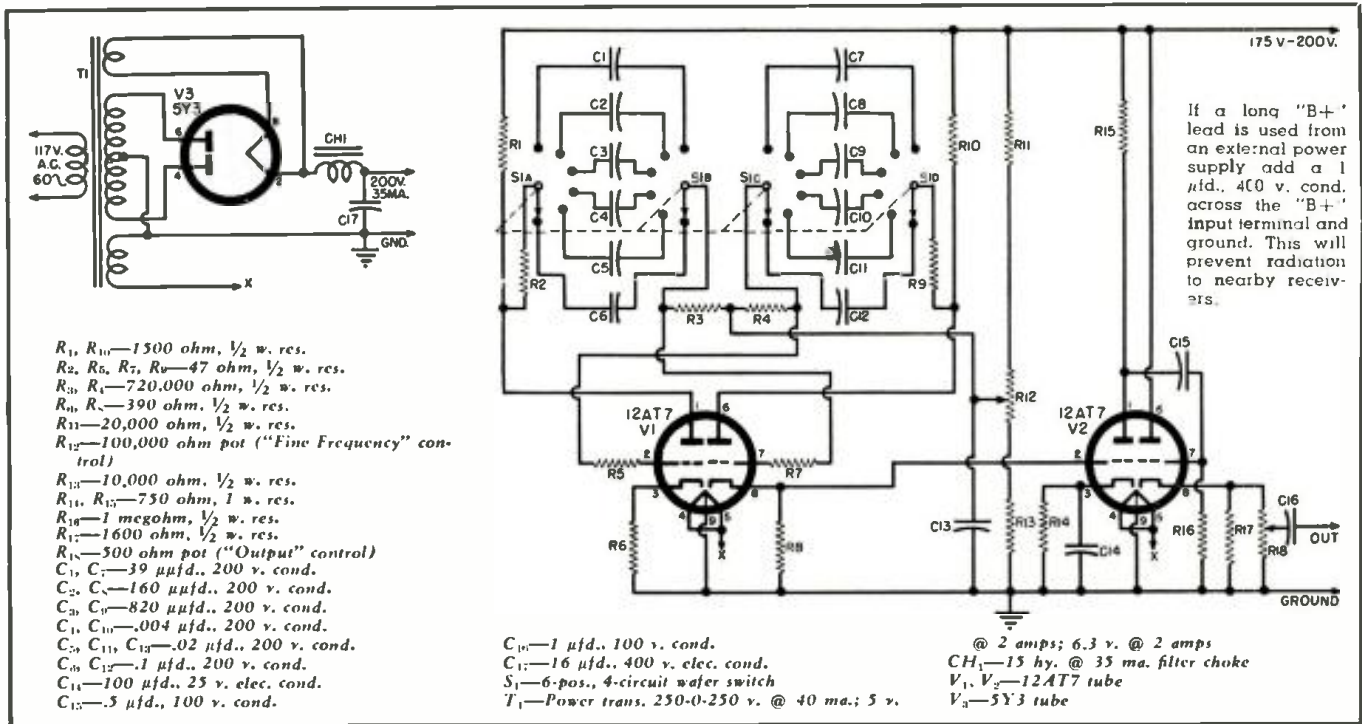


Fig. 3. Complete schematic of the two-tube square-wave generator. A suitable power supply is diagrammed at the left.

increasingly popular. the owner may want data on its performance and thus be in a position to interpret waveshapes observed with it, or he may wish to improve the response of his scope to satisfy his particular requirements, or keep a photographic record of the past condition of his scope in order to make a comparison in case of suspected malfunctioning.

More and more of these scopes are being put into use to examine the complex waveshapes found in television sets. Some of these scopes cannot reproduce all the pulses required. For instance, the rise time of the horizontal sync pulses in a television set is approximately .2 microsecond. By applying the formula  $f = .4/t$ , where  $f$  = frequency in megacycles and  $t$  = rise

time of the pulse in microseconds, and .4 = the constant factor, we find that a bandpass flat to 2 megacycles will be necessary to reproduce such a pulse with good fidelity. The bandpass of 4 megacycles (which very few sets have today) is not for the purpose of pulse reproduction alone but for good picture detail, since the horizontal sweep speed of 63 microseconds scanning 250 black vertical lines for its entire sweep length will produce a video signal of 250 cycles in 63 microseconds or approximately 4 megacycles-per-second.

Since we are primarily interested in the reproduction of pulses, the scope should contain video amplifiers capable of a flat response from 30 cps to 1 or 2 megacycles (sine waves). With the square-wave generator described,

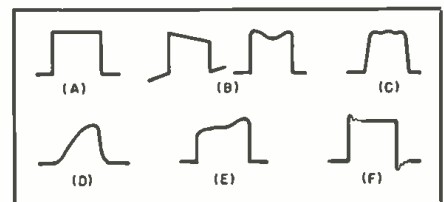


Fig. 4. Distortion of square waves due to improper or insufficient compensation in amplifiers. (A) input square wave, (B) insufficient low-frequency gain, (C) mild case of insufficient high-frequency gain, (D) severe case of insufficient high-frequency gain, (E) unequal phase shift, (F) pattern obtained with overcompensation.

you can make a quick check of this response by visual analysis of the  
(Continued on page 124)

Fig. 5. Under chassis view. There is sufficient room on chassis to allow power supply to be added if desired.




Fig. 6. Rear view of unit showing  $C_{16}$  mounted on a terminal strip with resistors  $R_7, R_8$  going to wafer switch.



# "BOOTSTRAP"

## INTERVAL

## TIMER

By MURRAY HILLMAN, W6QHK

*Intervals from .5 to 35 seconds and .5 to 175 seconds can be controlled by means of this two-scale-dial instrument.*

SINCE the first undercooked "hard boiled" egg broke with an unappetizing splash upon the breakfast plate of a disappointed husband, woman-kind and mankind, too, have searched for more and more exact methods of interval timing. More recently the exact timing of short intervals has taken on new importance as greater numbers of amateur photographers have set up their own developing and printing equipment at home. Interval timing has ranged from the seeping sand of an hourglass to the mechanical marvels whose chromium dials grace the control panels of today's most modern appliances. It is only natural that electronics, with its precision accuracy, should invade this lucrative field.

Most electronic timers are based on the fact that a condenser, charging toward some applied voltage through a series resistance, requires a definite amount of time to build that charge. A typical  $RC$  circuit is shown in Fig. 2A with an accompanying graph of condenser voltage *versus* time. In this  $RC$  charging circuit, the time (in seconds) required for the condenser to reach about 63% of the applied voltage is the product of the resistance (in ohms) times the capacitance (in farads) or  $T = RC$ . This product is the time constant of an  $RC$  circuit and is a universal index of the timing characteristic of any particular resistor and condenser.

The slope of the condenser's charge path (Fig. 2A) is almost linear up to the 63% point so that a given interval will yield about the same increase in voltage anywhere along this portion of

the line. However, as the curve progresses past this 63% point, it begins to flatten out so that the same interval of time yields less change in voltage. Herein lies the limitation of the ordinary  $RC$  circuit for timing applications.

One of the most successful circuits designed to circumvent this flattening of the  $RC$  curve is the "bootstrap" circuit used in radar. A basic "bootstrap" circuit is shown in Fig. 2B. With a given voltage existing initially across  $R_1$  due to tube current, the charging condenser  $C_1$  will begin charging, through  $R_1$ , toward that voltage. However, as the charge builds up across  $C_1$ , the grid of  $V_1$  is going more positive and the tube passes a greater current through  $R_1$ , increasing the voltage toward which  $C_1$  is charging. As the condenser charges almost linearly up toward 63% of the applied voltage, the applied voltage (across  $R_1$ ) continues to increase and the condenser is prevented from reaching the 63% point. Therefore, the charge curve re-

Fig. 2. (A) Typical  $RC$  circuit and its graph of condenser voltage vs. time. (B) Basic "bootstrap" circuit used in timer design.


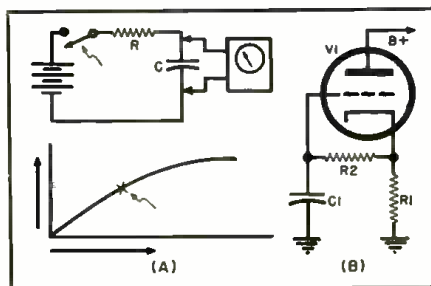


Fig. 1. Front panel view of the interval timer. It is housed in a Bud cabinet. The dial scale was home-made from lucite, with the numerals scribed on the face.

mains almost linear for a longer interval of time. The name "bootstrap" is derived from the fact that the  $RC$  curve, instead of flattening out, "pulls itself up by its own bootstraps." This circuit is the heart of the "bootstrap" interval timer. Fig. 1 is the front panel view of the timer. The "on-off" switch is a single-pole, single-throw switch connected into one side of the a.c. input power line. The push-button switch directly above it is depressed to start the timing cycle. The three-position switch, marked "C-T-F," is normally in the "T" or "Time" position and the timer delivers 60-cycle line voltage to a standard appliance receptacle, mounted on the rear of the chassis, for a period of time determined by the setting of the time selector dial. This dial has two scales, marked "A" and "B," with the "A" scale calibrated from .5 to 35 seconds and the "B" scale from .5 to 175 seconds. Selection of the "A" or "B" scale is made by the range switch, marked "A-B," in the lower right-hand portion of the front panel. The time selector dial was made from lucite with the calibrating lines and numerals scribed into the front side with a steel scribe. A dial light is inserted through a hole in the lucite and a small window is cut in the under side of the dial light assembly to allow edge illumination of the lucite plate. The light transmitting properties of lucite cause the scribed markings and the edges to glow brightly against the black wrinkle finish of the case, resulting in a readable and decorative dial assembly.

When the timer is used to deliver voltage to a photographic enlarger or other equipment requiring initial focusing, the "C-T-F" switch is turned to the "F" or "Focus" position during focusing, thereby applying voltage continuously to the receptacle. The switch is returned to "T" position for timed



operation. Once a timing sequence is begun by depressing the push-button, line voltage is applied continuously to the receptacle until the end of the selected time interval. However, the operator may stop the timing cycle and remove power from the receptacle by turning the "C-T-F" switch to "C" or "Cancel" position, grounding the grid of the "bootstrap" charging tube and immediately establishing the full charge on the charging condenser.

For a complete understanding of the circuit operation, refer to the schematic diagram, Fig. 3. The d.c. power is supplied by two half-wave rectifiers, one delivering plus 150 volts and the other delivering minus 150 volts. The minus 150-volt supply consists of a half-wave rectifier,  $V_{1A}$ , resistor  $R_1$ , and filter condenser  $C_1$ .  $V_{1A}$  is half of a 12AU7 dual triode, with its grid and plate connected together to give diode operation. It is used instead of a more conventional rectifier to provide circuit stability and is an important feature in the design. The filter condenser  $C_1$  is a 30  $\mu$ fd. electrolytic providing adequate ripple elimination.  $R_1$  is a 50 ohm current-limiting resistor which holds the rectifier current to a safe value on demand peaks.

The plus 150-volt supply consists of  $Rect_{1A}$ , a half-wave selenium rectifier;  $R_2$ , a 50-ohm series resistor to safely limit the initial charging current; and  $C_2$ , a 30  $\mu$ fd. electrolytic ripple filter.

$V_{1B}$ , the other half of the 12AU7, and its associated circuitry comprise the "bootstrap" charging circuit. Its plate is returned directly to the positive voltage supply while its cathode returns through  $R_3$  and  $R_6$  to the negative voltage supply, giving a total of about 300 volts across the circuit. This large voltage differential permits long timing intervals with good linearity.  $S_3$  is the range switch and selects a charging capacity of 1  $\mu$ fd. ( $C_3$  only) in the "A" position or 5  $\mu$ fd. ( $C_1$  and  $C_3$

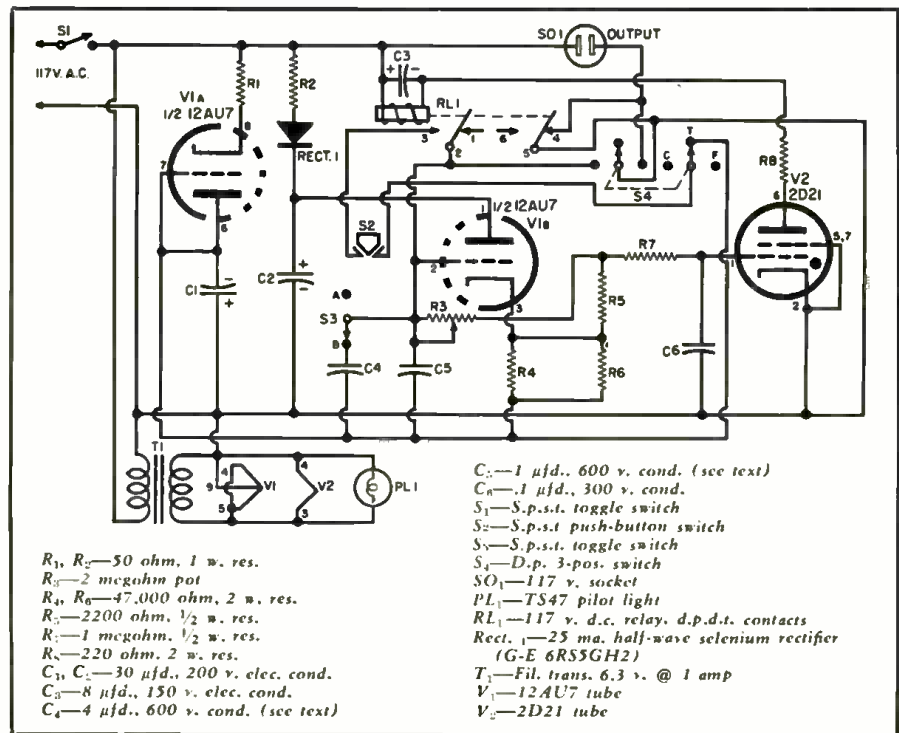


Fig. 3. Complete schematic of "bootstrap" interval timer. See text on special features.

in parallel) in the "B" position. These condensers charge through  $R_3$  and  $R_6$  toward the voltage across the cathode resistors,  $R_3$  and  $R_6$ .  $R_3$  is a 0-2 megohm pot whose resistance is determined by the setting of the timer dial.  $R_6$  is necessary to limit the charging circuit resistance to a safe minimum value. If it were omitted, with a dial setting of zero the circuit would cycle repetitively during the time the push-button is depressed, and would overload the d.c. supply.

The voltage at the cathode of  $V_{1B}$  is direct coupled through  $R_3$  and  $R_6$  to the grid  $V_2$ , a 2D21 gas tetrode operating as a grid-controlled rectifier.  $R_7$  is a 1 megohm resistor limiting the

grid current drawn from the 2D21 when the cathode of  $V_{1B}$  goes positive. Since the RC time constant of  $R_7$  and  $C_4$  is only about .1 second, the grid voltage of  $V_2$  will follow the cathode voltage of  $V_{1B}$  with no noticeable delay (except at the lower end of the dial).  $V_2$ , in series with  $R_8$  and the winding of relay  $RL_1$ , is connected directly across the 117-volt, 60-cycle source. If the grid voltage of  $V_2$  is sufficient to allow the tube to fire, d.c. will flow through the winding of relay  $RL_1$  and close its contacts. The 8  $\mu$ fd. condenser,  $C_5$ , across the winding, filters the half-wave pulses to prevent relay chatter. Since the initial surge

(Continued on page 185)

Fig. 4. Underchassis view showing compact parts placement.



Fig. 5. Parts can be accommodated on a 7" x 6" x 2" chassis.




Fig. 1. Front panel view of grid dipper. It measures 6½" x 3½" x 3¼" over-all.



# ECONOMY MODEL

# GRID DIPPER



By ROBERT D. OLIVER

*Construction details on a useful test instrument which covers range from .8 to 180 mc. by means of six plug-in coils.*

**F**AMILY economics can be a great deterrent to ownership. This is true, even of the inexpensive and versatile grid dip oscillator. All too often the price of coffee and the paucity of the junk box dictate that we must go on jeopardizing neighborly relations by borrowing, rather than owning.

Mathematically speaking, if we could integrate components from the junk box, cancel the expense of meter and power supply, and add a trip to the local five-and-dime, we would have an equation that yields a minimum of expense. The assumption proves to be valid, and the heterogeneous concoction looks good and, more important, works good!

The circuit is intriguingly simple, as demonstrated by the circuit diagram. Basically, the GDO is nothing but an oscillator with a grid current indicator. Since the grid current of an oscillator is proportional to the amount of energy generated in its tank circuit, any change in that energy level reflects itself as a drop or dip in grid current. Thus, resonance with an external circuit is indicated by a dip in grid current due to energy transfer.

Being interested in price rather than in propaganda, we shall not go into all the multitudinous uses of the instrument at this point. The reader is referred to the section on operation in this article and to articles that have already appeared in this magazine.<sup>1, 2</sup>

No great amount of originality can be claimed for the circuitry used. Chambers has already solved the problem of our non-existent microammeter by substituting the "ever-popular-for-economic-reasons" magic-eye tube.<sup>3</sup> The versatile 6E5 proves to be an ex-

cellent indicator of oscillator operation during the development and testing stages and it is highly recommended that the constructor build this part of the circuit first. The eye closes at approximately -3 volts and adjustment of the potentiometer,  $R_1$ , provides a positive bucking voltage from the power supply to adjust its sensitivity or reference level.

Only oscillators of the Colpitts and Hartley variety lend themselves readily to this application. The Colpitts has a distinct advantage since it utilizes a two-terminal oscillator coil; however, it requires a split-stator tuning condenser. Condensers of suitable capacity (50 to 100  $\mu\text{fd}$ . per section) are as scarce as hen's teeth in the usual spare-parts collection. Several versions utilizing a Hartley oscillator were tried in order to eliminate the expense of the split-stator condenser. However, the added inductance of the cathode tap seriously limited operation above 140 mc. and added enormously to the complications of efficient circuit layout.

After sadly replacing the radio catalogue and the baby's piggy-bank on the shelf, we discovered a motley assortment of old b.c. tuning condensers, saved for some obscure purpose or other. A condenser with two identical sections was selected and two-thirds of the original plates were carefully removed with long-nose pliers, leaving a condenser with about seven plates per section. This later checked on a capacity meter (borrowed) at almost 100  $\mu\text{fd}$ . per section. This provided a tuning capacity of about 50  $\mu\text{fd}$ . since the sections are effectively in series. Certain doubts as to its physical size were dispelled when the

"now Colpitts" showed a healthy tendency to oscillate at well over 200 mc.

The 6C4 was chosen as an oscillator tube because it was available. A 6J6, 6AB4, 12AT7, or any high-frequency triode would work just as well.

The power supply was not included as an integral part of the design since it seemed expedient to pirate the modest requirements from another piece of equipment. Any supply of from 150 to 200 volts capable of supplying an additional 15 ma. will do. Operating voltage should be within 20% of that used during calibration. The main "on-off" switch is assumed to be on the auxiliary power supply.

The construction of the unit is exceedingly simple. The components are mounted on a "U" shaped bracket which serves as the cover of a utility box, 6½" x 3½" x 3¼". The particular box used was very simple to fabricate from 15 gauge aluminum, using nothing more complicated than two dime-store "C-clamps" with some short pieces of heavier gauge material to serve as bending brakes. Utility boxes of comparable size are available commercially.

As may be seen in the photographs, the parts arrangement is uncomplicated and uncrowded. The only critical placement is that of the oscillator grid and plate circuit components,  $C_1$ ,  $C_2$ ,  $C_3$ , and the coil socket. The rest of the components are located for accessibility and front panel symmetry.

The upper 2¾" of the panel is occupied by the tuning condenser,  $C_1$ , which is mounted at the horizontal center of the panel with stator connections lying in the vertical plane. It is mounted by the simple expedient of tapping two of the holes that con-

RADIO & TELEVISION NEWS

denser manufacturers so mysteriously leave in the frame. Metal standoff bushings are used to locate the condenser as far back as its shaft will allow in order that the coil socket may be situated for the greatest utility in use.

The four-prong coil socket is mounted on 1" standoffs; two large terminals located over half-inch holes drilled directly above the upper stator connections of  $C_1$ . The socket-to-stator connections are made of  $\frac{1}{4}$ " strips cut from sheet copper. The copper strips, stators of  $C_1$ , and blocking condensers,  $C_2$ ,  $C_3$ , comprise an integral part of the oscillator inductance. These are an appreciable part of the parallel line tank circuit for high-frequency operation. One of the unused terminals of the coil socket is grounded by means of a soldering lug fastened under the supporting bolt.

The 6C4 oscillator tube is mounted at the upper left hand corner bracket,  $1\frac{1}{2} \times 2$  inches, located as close to the lower stator connections of  $C_1$  as the length of the 100  $\mu\text{fd}$ . blocking condensers will allow. Its one-inch flange is secured by drilling it to pass the bushing of the sensitivity control,  $R_3$ . Care must be taken that sufficient clearance is allowed on the panel for the four-inch dial and the knob of  $R_3$ .

A three-terminal tie-point is mounted at the bottom of the oscillator tube bracket to provide heater, "B+," and bias connections as well as support for the lower ends of  $R_1$  and  $R_2$ . The 1000  $\mu\text{fd}$ . bypass condensers,  $C_4$ ,  $C_5$ , and  $C_6$ , are wired directly from the socket terminals to the nearest ground point on the bracket. These should be of the ceramic type although, physically, small micas will do.

The switch, phone jack, and indicator tube are mounted symmetrically on the lower portion of the panel.

The tube shield serves the dual purpose of light shield and tube support, fitting snugly in the  $1\frac{1}{8}$ " hole cut in the panel. The base of the 6E5 is secured by means of a tube clamp fastened to the chassis. The leads to the 6-prong tube socket are left long enough to facilitate removal.

Data for winding the coils is given in the parts list. The high-frequency coils,  $L_1$  and  $L_2$ , are wound on 1" diameter forms. A hairpin of  $\frac{3}{8}$ " diameter copper tubing is force fit over screw-terminal banana plugs to serve as  $L_3$ . Its length, including plugs, is 2" and its width is dictated by the spacing of the coil socket terminals. The coils,  $L_4$ ,  $L_5$ , and  $L_6$  are wound on  $1\frac{1}{4}$ " forms, which were originally 4-prong tube bases. If the constructor desires, he may wind the low-frequency coils, tapping them, to utilize the grounded terminal on the coil socket, thus converting the circuit to a Hartley oscillator. This is necessary to supply adequate excitation on the lower frequencies.

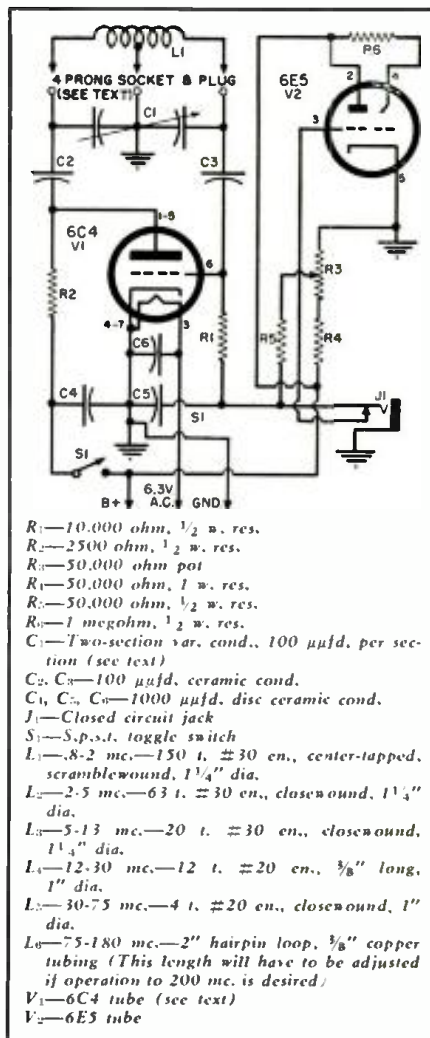
The local dime store can provide a number of the items needed for the

GDO. For ten cents you can get a plastic hardware container that may be utilized with banana plugs for the 1" diameter coil forms. (And, you'll probably be able to use the miscellaneous nuts and bolts found around the house.) The plastic dial once served as the top of a ten cent food container. It was drilled for a  $\frac{1}{4}$ " shaft and marked with a sharp scribe. Equi-spaced holes were drilled along the hairline to facilitate calibration of the various ranges. The dial may be fastened to a standard knob by small self-tapping screws or by a plastic cement. In case the tuning condenser has a shaft diameter larger than  $\frac{1}{4}$ ", it may be tapped to support the dial directly; or, if the shaft is splined for a drum, the plastic may be under-cut and press-fit, after heating the shaft with a soldering iron.

Black construction paper is used under the plastic dial and final calibration put on with white marking ink. (A moistened nail-white pencil is less messy.) The dime store also supplies the dull black enamel for the panel layout and colorless nail laquer for protecting the lettering.

Testing the completed oscillator is simple with the inclusion of the grid voltage indicator. An appreciable closing of the eye when  $S_1$  is closed indicates proper oscillator operation. The eye should open when the oscillator coil is grasped with the hand. On the lower frequency coils it may be necessary to back off the sensitivity control to allow for opening of the eye. Generally speaking, the degree of closing is an indication of the strength of oscillation; sharpness and the amount of opening an indication of the "Q" of the circuit under test. With a few tuning condensers it may be necessary to add wiping contacts at both ends of the stator to completely eliminate spurious dips at the highest frequencies, although these can usually be eliminated by adjustment of the sensitivity control.

A number of methods may be used for calibration. A heterodyne frequen-




Complete schematic of economy grid dipper. Other tubes may be used if desired.


cy meter of the "LM type" is nice if you can borrow one; but a communications receiver will serve just as well. Extreme precision in calibration is not necessary. The writer used a number of war-surplus crystals coupled inductively by a few turns of wire to establish.

(Continued on page 95)

Side view of grid dipper. If the builder wishes, the size of the cabinet can be increased slightly to permit inclusion of a power supply to make unit self-contained.



# A TONE-COMPENSATING PREAMP



Chassis measures 5 x 9½ x 3 inches over-all.

Author housed his preamp in a standard wood cabinet.

By JOHN H. DANIEL

*This design incorporates, on a single chassis, almost every conceivable tone compensating network. It includes separate circuits for bass and treble controls, additional bass boost and sharp cut-off high-frequency attenuator, and loudness control.*

THE high-fidelity enthusiast who builds his own equipment can find numerous articles to guide (or confuse!) him in (1) selecting a suitable design for a high-quality audio amplifier, (2) converting the electrical output of such an amplifier into relatively undistorted (or at least pleasing) sound, and (3) choosing a preamplifier with appropriate equalization curves to be used with magnetic phonograph pickups. For a summary of the three general types of circuits employed, see "A Preamp for Magnetic Pickups," by William Creviston, *RADIO & TELEVISION NEWS*, December 1952. While such a combination of an equalizing preamplifier with a flat-frequency-response amplifier and a well designed speaker-baffle system may possibly give all that is desired for the playing of records, it is probably a rare individual who does not desire further tone adjustment and control, even in this case. Such a combination almost certainly will not satisfy a discriminating listener when used (minus the equalizing preamp, of course) with various AM or FM radio programs, or with TV sound.

To obtain the additional tone variation desired, one can refer to numerous articles on the general principles of, and special circuits for, bass and treble "boosts" and "cuts." However, it appears that somewhat less attention has been devoted to the problem

of integrating these ideas and circuits into a satisfactory over-all system.

The system presented in Fig. 1 is a preamplifier designed to work from the equalizing preamp of the record player, the AM or FM tuner, or the TV discriminator output, into the input of the audio amplifier. It is not intended to be the simplest arrangement that might give a desired tone control, but was made as simple as possible while still furnishing nearly every type of control for which the author has heard a desire expressed by several high-fidelity experimenters. It can be said to be "versatile" not only because of the large number of tonal effects which may be incorporated, but also because it furnishes a basic framework which lends itself to the substitution of alternative circuits to accomplish certain results, as will be discussed in the section on "Modifications."

## Features

The schematic of Fig. 1 incorporates the following general features:

1. "Primary" tone controls consisting of continuously variable amounts of bass and treble "boosting" or "cutting" on either side of a middle audio frequency (800 cycles-per-second), with flat frequency response resulting when all controls are in "zero" position.

2. Additional tone controls consist-

ing of a bass boost and a treble boost which can be switched in at any desired frequency (or frequencies, resulting in several steps of boost) and for various amounts.

3. A separate gain control and loudness control, allowing the former to be set for various inputs so that the latter operates on the proper Fletcher-Munson curve, and avoiding the likelihood of saturation in any stage for high level inputs.

4. A sharp treble cut which may be set at various frequencies, as desired, to eliminate record scratch or high frequency noise.

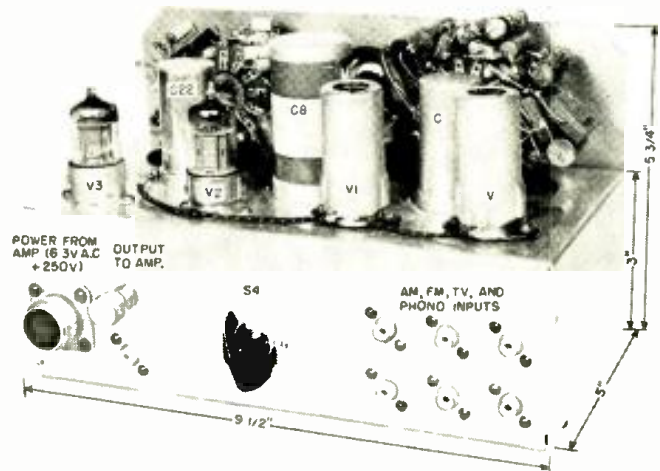

5. A sharp bass cut to be used with record players or programs having excessive turntable rumble or 60 cycle hum.

## Primary Tone Controls

The primary tone controls (Feature 1) are realized by the network between the two halves of the 12AU7 tube,  $V_2$ , as indicated in Fig. 1. Because the impedance of this network is low for certain frequencies at certain potentiometer settings, it is driven by a low-impedance cathode-follower source which, with its high input impedance, serves as a buffer between the network and the high impedances associated with the output of the 5879 tube,  $V_1$ . The frequency response curves for this section are shown in Fig. 3. The four potentiometers, one each for bass boost, bass cut, treble boost, and treble cut, are arranged so that the boosts turn clockwise from the zero or flat position, and the cuts counterclockwise from that position.

## Additional Tone Controls

The adjustable treble boost of Feature 2 is accomplished by shunting networks such as  $R_1$ ,  $R_2$ ,  $C_1$ ,  $C_2$  (Fig. 1) across the 0.47 megohm resistor  $R_{10}$ . With no shunt, this resistor, in series with  $R_{11}$ , cuts the gain of the preamp



Front and rear views of the tone-compensating preamp. See Fig. 1 for identification of controls and parts.

to about a fifth. Shunting  $R_{10}$  partially restores the gain for those frequencies for which the shunting impedance is low. Examples of the effect of several network parameters  $R_1$ ,  $R_2$ ,  $C_1$ , and  $C_2$  are shown in Fig. 2, curves 1-5.

The adjustable bass boost of Feature 2 is accomplished by feedback networks  $R_3$ ,  $R_4$ ,  $C_3$ ,  $C_4$ , etc. (Fig. 1) which feed the output of the second half ( $V_{2a}$ ) of the 12AX7 back to its grid input. Its operation may be understood if it is remembered that the gain of this stage is approximately equal to the ratio of the total feedback impedance between plate and grid to the resistance  $R_{15}$ . For flat response, network  $R_3$ ,  $C_3$ ,  $R_4$ ,  $C_4$  becomes a direct short (position 1 of switch  $S_2$ ), giving a constant gain and a low output impedance of approximately 3000 ohms. This low output impedance is desirable if the preamplifier is to be cabled any distance to the amplifier proper, both from the standpoint of reducing 60- or 120-cycle pick up, and of preserving the high frequencies.

To boost the bass below a given frequency, a network,  $R_3C_3$ , having a higher impedance below this frequency, is switched in place of the short. The higher impedance results in less feedback and therefore greater gain below this frequency. Examples of several choices of parameters  $R$  and  $C$  are given in the frequency curves of Fig. 2, curves 6-14.

Feature 2 furnishes an ideal means of properly equalizing the acoustic output between a woofer and a tweeter. It is not unusual for the high damping factor of a good amplifier-speaker system to be nullified to a large extent (usually for the tweeter) by the insertion of a resistance-type equalizer in the dividing network for the speakers. Feature 2 avoids this by making an equalizer in the dividing network unnecessary. (Theoretically, our method, since it uses essentially a

single element in the feedback loop to produce a 6 db-per-octave slope, is perfectly suited only to a dividing network having a 6 db-per-octave roll-off, such as is produced by a single capacitance in series with the tweeter and inductance in series with the woofer. In practice, however, it seems to work equally well with the 12 db-per-octave networks, probably because the transition region is small, and the departure from flatness within it usually less than 2 db for the equalizations normally required), besides providing additional possibilities for obtaining tonal effects at frequencies other than the one selected for the primary tone control of Feature 1 (and other than the crossover frequency of the dividing network).

#### Loudness and Gain Controls

The loudness control shown between  $V_2$  and  $V_1$  in Fig. 1 is the one advocated by Johnson<sup>1</sup> with the addition of a 0.1 megohm resistor  $R_{2a}$ . This addition gives less emphasis on the high frequencies at low volumes, which seems desirable, at least in the author's opinion.

To use the loudness control properly, the operator must associate a given position of the control with its corresponding (and unique) loudness level, preferably choosing the position corresponding to the level at which he is accustomed to listen. With the control in this position, the gain control  $R_2$  is varied to obtain this accustomed loudness level. From this point on, any desired "loudness" change is made with the loudness control, so that proper tonal balance is maintained at all levels.

It is quite properly argued that such tonal balance can usually be maintained by adjustment of the primary tone controls; however, this requires (for finicky listeners) a new "experimental" balance each time the loud-

ness is changed, instead of the one initial balance. Occasionally also the range of the primary controls may be found insufficient to take care of both the primary tone adjustment and the Fletcher-Munson effect.

#### Sharp Treble Cut

When record scratch or high-frequency noise is reduced by means of a treble cut-off (Feature 4) such as is introduced by switch  $S_2$  in Fig. 1, the sharper the cut-off the more effective the noise elimination before it interferes with quality of reproduction. The high plate impedance of the 5879 pentode as a constant-current source is somewhat more effective in producing a steep slope than a triode would be. In addition, a two-section, low-pass filter is used. The frequency characteristics are given in Fig. 2, curves 15-17.

#### Sharp Bass Cut

The bass cut (Feature 5) introduced by switch  $S_1$  in Fig. 1 is obtained by means of a two-section, high-pass filter whose characteristics are given in Fig. 2, curves 18 and 19. Should the input impedance of the amplifier driven by this preamp be other than 0.47 megohm, the 0.47 megohm resistor  $R_{10}$  of the filter should be changed to equal it. The cut-off frequency, of course, varies inversely as the product of this resistor and the value of the two equal condensers switched in.

The undesirable hum or rumbling which would lead to the use of this feature should, if possible, be eliminated at their sources. However, the expenditure required to produce an amplifier and speaker system which reproduces well at such low frequencies may sometimes be such that the financial limit has been reached without including the considerable amount necessary to replace a hitherto perfectly acceptable record player or

tuner with one meeting the new and more stringent requirements of extended low-frequency coverage. In addition, there are, at times, radio and TV programs with objectionable hum over which the listener has no other means of control.

### Layout

The finished unit is shown in the photo on page 57. In its final form the unit includes an equalizing pre-amplifier<sup>2</sup> for reluctance pickups and a selector switch (for various equalization curves as well as different inputs) in addition to the elements of the circuit of Fig. 1. The plate supplies of 130 and 160 volts for the first and second halves, respectively, of the preamp tube were obtained by cascade decoupling filters from the 180 volt supply of the 5879 tube ( $V_1$ ).

A chassis measuring 5"x9½" allowed easy access to all components with a soldering iron when metallized condensers were used for values of .05 to .25  $\mu$ f. Paper condensers would make access more difficult.

With usual judicious placement of leads, no compartmental shielding was found necessary if the input leads to the equalizing preamp and to the 5879 grid were shielded, and tube shields used on the preamp and 5879 tubes. The 250-volt plate and 6.3 volt filament supplies were taken from the main audio amplifier. With the filament supply connected as shown in Fig. 1, 60-cycle hum can be adjusted to a negligible value.

### Modifications

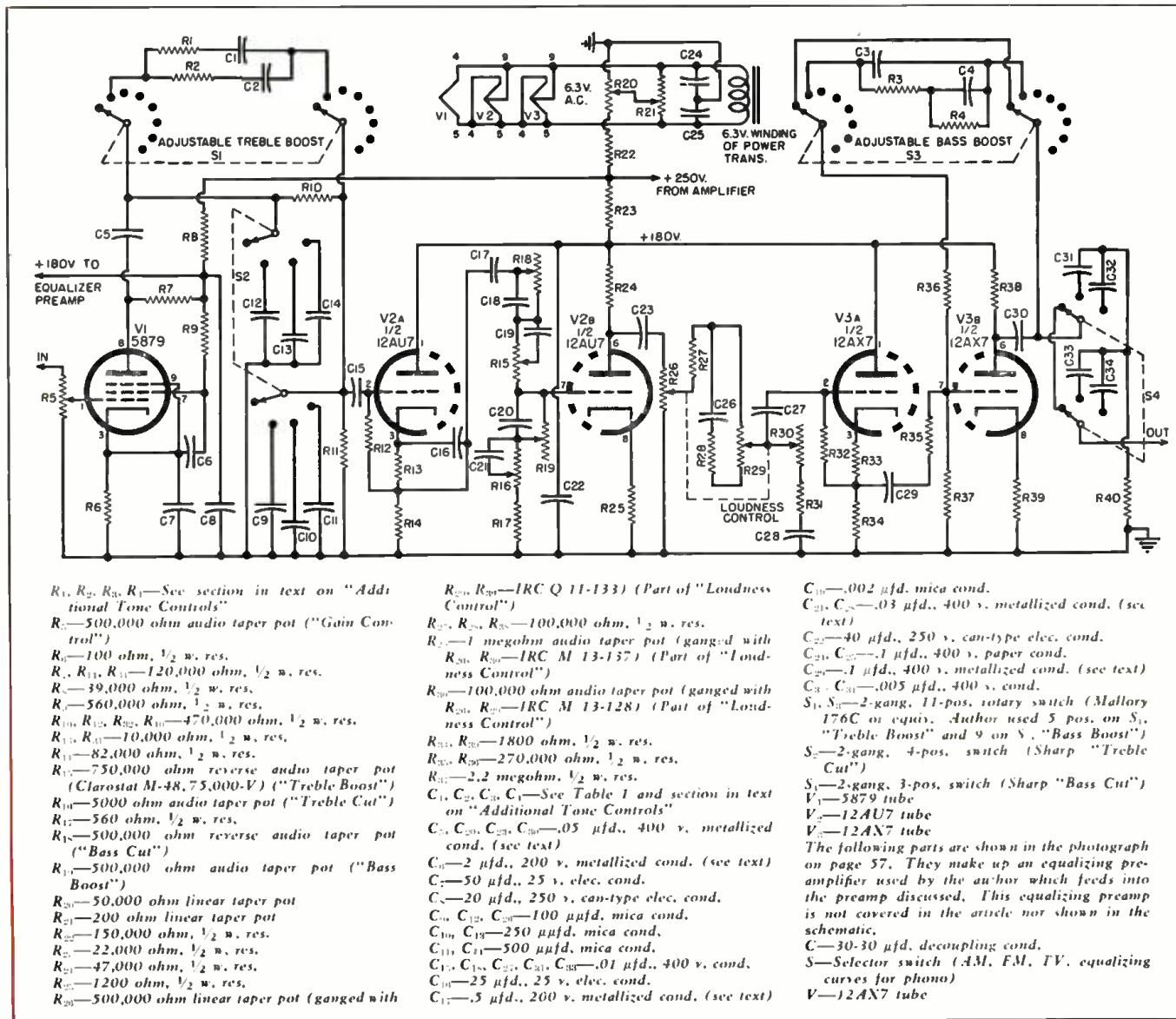
It is a fair assumption that no two people will agree on what effects are desirable from a preamplifier as described here nor the best way to produce any effect they do happen to agree upon as desirable. Consequently, the preamp has been designed to allow substitutions of other types of circuits with minimum disruption.

For example, if it is desired to use a different circuit for obtaining the Fletcher-Munson curves than that shown in Fig. 1, it can undoubtedly be inserted as a direct replacement, since

it is driven by a fairly low impedance and works into the high impedance of a cathode follower.

Similarly, if it is desired to use a primary tone control which has bass and treble controls in series, with each driven separately by a triode section, the two sections of the 12AU7 may be used for this purpose. The Fletcher-Munson circuit may then be inserted between the two halves of the 12AX7. If it requires more than the 0.27 megohm impedance,  $R_{22}$ , shown in Fig. 1, this can easily be obtained by increasing the value of both  $R_{23}$  and  $R_{24}$  to the desired impedance, and increasing the grid resistor  $R_{21}$  by the same factor (or not less than ½ this factor). This will, of course, require larger values of  $R_{21}$ , etc., and smaller values of  $C_{21}$ , etc., by the same factor. It may also be desirable to insert between resistors  $R_3$  and  $R_4$  a condenser of appropriate value (such that the product of its capacity and resistor  $R_4$  gives a time constant of at least 0.025 second) to avoid possible leakage of plate voltage to the grid.

Fig. 1. Circuit diagram and parts list covering the tone-compensating preamplifier. It offers unusual circuit flexibility.



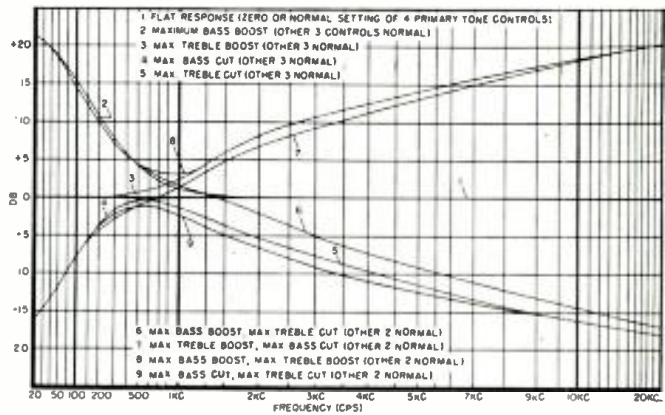
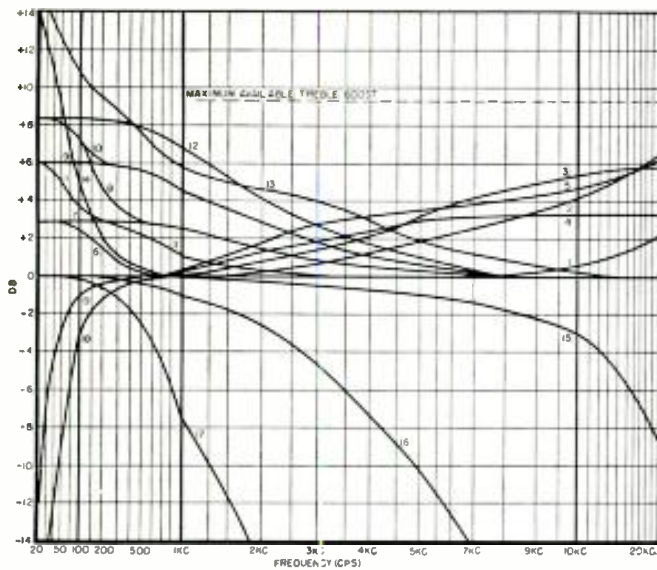


Fig. 3. Frequency response characteristics of primary tone control network. Network shown between halves of 12AU7,  $V_2$ , in Fig. 1.

Fig. 2. Response curves of the additional controls. The curves correspond to the network component values shown in Table 1.

It might be pointed out that the primary tone control scheme of Fig. 1, if it is considered to include the entire 12AU7, has the advantage over any scheme with separately driven bass and treble circuit elements of being able to drive another type of circuit (such as the Fletcher-Munson) directly from its output because of its constant and comparatively low output impedance. It has the possible disadvantage of requiring a cathode bias condenser and a 0.5  $\mu\text{fd}$ . coupling condenser. Both schemes are equivalent in providing roughly unity gain at the mid-frequencies.

For those who desire step rather than continuous controls, no change in basic design is necessary; the burden of the problem is to provide switching facilities with the desired resistance steps. A simpler means for obtaining essentially the same result is to use calibrated dials on the panel so that the continuous controls can be set accurately and reproducibly to the desired step value.

To effect a slight economy, a type 6AU6 may be used for the pentode in place of the 5879, using circuit component values recommended in the RCA "Receiving Tube Manual," and maintaining the ratios of the resistances in the two-section, low-pass filter to the plate resistor.

For those who have a satisfactory equalizer for their woofer-tweeter dividing network, or who are satisfied with a single speaker, and who do not feel the need for frequency control of bass boost other than that provided by the primary tone control, a simple arrangement is given by merely omitting the 12AX7. The price of the treble boost control and the treble sharp cut-off is that of the RC components and switches, since no tubes can be omitted by leaving them out, although an increase in gain (which is not needed) may be obtained.

It is worth noting that the type of primary tone control used in Fig. 1, when considered as not including the second half of the 12AU7, still has an output impedance not exceeding 5600

ohms for the treble and 75,000 ohms for the bass (except for bass cuts). This is suitable for driving the Fletcher-Munson circuit directly. Thus, probably the most economical version of a preamp with all the features listed would have the primary tone control driving the Fletcher-Munson circuit, which then drives the last half of the 12AU7 in a circuit like that of the last half of the present 12AX7. Alternatively, the 12AX7 can be used with its first half connected as a cathode follower to drive the tone control. This version has less gain than the present arrangement. If more gain were necessary for inputs other than the record player, it could be provided by a

switching arrangement which would place these inputs on the equalizing preamp of the record player and provide it with a flat characteristic. Or, the gain could be increased for the record player as well by omitting the additional treble boost feature and using a single-section filter for the sharp treble cut-off.

Try constructing this unit for good, reliable performance.

#### REFERENCES

1. Johnson, E. E.: "A Continuously Variable Loudness Control," *Audio Engineering*, December 1950.
2. Goodell, John D.: "Problems in Phonograph Record Reproduction," *RADIO & TELEVISION NEWS*, November 1950.

-30-

Table 1. Component values for the additional tone controls and bass and treble sharp cut-offs. Refer to Fig. 2 for the various response curves obtained from the above listings (Curves 1-19). Only one set of values for  $R_1$ ,  $R_2$ ,  $C_1$ , and  $C_2$  are shown in the schematic diagram of Fig. 1. Additional controls may be added at the discretion of the builder. Switches  $S_1$  and  $S_2$  have added contacts as shown in the diagram and may be used for this purpose. The condensers involved in  $C_9$ - $C_{12}$ ,  $C_{10}$ - $C_{13}$ ,  $C_{11}$ - $C_{14}$ , and  $C_{15}$ - $C_{18}$ ,  $C_{17}$ - $C_{20}$  are intended to be substituted for those used by the author. They can be added if the switches  $S_2$  and  $S_1$  are changed to provide the additional contacts required.

CURVE	$R_2$	$C_2$	$R_1$	$C_1$		
1	0	18 $\mu\text{fd}$ .	open			
2	0	50 $\mu\text{fd}$ .	open			
3	100,000	75 $\mu\text{fd}$ .	open			
4	560,000	75 $\mu\text{fd}$ .	open			
5	560,000	75 $\mu\text{fd}$ .	0	50 $\mu\text{fd}$ .		
	$R_3$	$C_3$	$R_4$	$C_4$	$R_5$	$C_5$
6	120,000	.01 $\mu\text{fd}$ .	0		0	
7	120,000	.001 $\mu\text{fd}$ .	0		0	
8	120,000	.001 $\mu\text{fd}$ .	390,000	.003 $\mu\text{fd}$ .	0	
9	270,000	.0005 $\mu\text{fd}$ .	0		0	
10	270,000	.0005 $\mu\text{fd}$ .	220,000	.009 $\mu\text{fd}$ .	0	
11	120,000	.0025 $\mu\text{fd}$ .	180,000	.016 $\mu\text{fd}$ .	0	
12	470,000	.0003 $\mu\text{fd}$ .	0		0	
13	270,000	.002 $\mu\text{fd}$ .	560,000	.001 $\mu\text{fd}$ .	1.2 meg.	.005 $\mu\text{fd}$ .
14	1.8 megohm	.005 $\mu\text{fd}$ .	0		0	
	$C_9, C_{12}$	$C_{10}, C_{13}$	$C_{11}, C_{14}$			
15	.0001 $\mu\text{fd}$ .					
16		.0005 $\mu\text{fd}$ .				
17			.002 $\mu\text{fd}$ .			
	$C_{15}, C_{18}$	$C_{17}, C_{20}$				
18		.005 $\mu\text{fd}$ .				
19	.01 $\mu\text{fd}$ .					

$R_5$  and  $C_5$  is an additional parallel combination in series with  $R_1$ .



By BERT WHYTE

**T**HIS month might be described as the "official" opening of the "audio season." Chicago will have had its Fair by the time you read this and the New York Audio Fair will just be getting its exhibit rooms ready for the annual riot. All across the land hi-fi fans will be tuning their beloved systems to still further perfection and consulting their budgets on record expenditures. I hope you have been saving your pennies during the summer, because there is such a plethora of fine LP's that most budgets will require a drastic revision . . . upwards. If you're going to indulge yourself, you may as well have as wide a choice as possible. So once again, I'm going to review more recordings than is usual. Naturally the reviews will be shorter, but that can't be helped if we're to cram in all the good LP's that have made their appearance this summer and early fall. Incidentally, speaking about the N. Y. Audio Fair, I am reminded to tell you that I shall be at the Fair and can usually be tracked down at the RADIO & TELEVISION NEWS exhibit room. If I can be of any possible help to you in your record or equipment problems, drop in for a chat and we'll see what we can resolve.

As promised last month, this issue will inaugurate reviews of tape recordings. I managed to obtain three of the new RCA Victor pre-recorded tapes and these will constitute the first review with more to follow in the coming months.

Equipment used this month: Fairchild 280 arm and 215A cartridge, Rek-O-Kut 12H turntable, McIntosh C-108 audio compensator two 30-watt McIntosh amplifiers, Jensen Triaxial in Karlson enclosure, Jensen Triaxial in Jensen folded horn, Magnecord PT63 tape equipment

**TSCHAIKOVSKY  
SYMPHONY NO. 5**

Leopold Stokowski and his orchestra.

**DVORAK  
SYMPHONY NO. 5**

NBC Symphony Orchestra conducted by Arturo Toscanini.

**BRAHMS**

**PIANO CONCERTO NO. 2**

Artur Rubenstein, pianist with the Boston Symphony Orchestra conducted by Charles Munch. RCA Victor "Red Seal" pre-recorded tapes. 7 1/2 ips, half-track, \$14.95 each. (Tapes courtesy of Sam Goody, New York City.)

It seems kind of funny and it gives me an odd thrill to be writing a review on pre-recorded tape! After all the wishful thinking and the drum-beating for this medium it's sort of hard to realize the dream has come true at last. Are the results worth all the trouble and the waiting? Decidedly, yes! I will not go into the musical values represented here, since they have long since been evaluated on the discs, which preceded these tapes. Suffice it to say the performances are excellent, which might be expected of the conductors and orchestras of such formidable reputations. I am sure you are more interested in the technical quality of these tapes, since this was the stumbling block of all previous efforts with pre-recorded tape. Oh, there have been a few decent tapes prior to these.

Some of the late *AV Tape Library* material is fairly good, but the quality is offset by the poor repertoire, and orchestras and conductors of considerably less luster than those on the *Victor* tapes. These *Victor* tapes were played back on *Magnecord* PT63 machines fed into the main system. At 7 1/2 in.-per-second, the tapes exhibited good wide range, although it was obvious that the wide range was obtained through pretty heavy treble equalization. This minor defect would only be noticeable on very fancy high-priced equipment and would sound "normal" on the average home machine. Background tape hiss, long a bug-a-boo of previous tapes, while not completely absent, was at such a level that you have to consciously listen for the hiss against the music. For all practical purposes then, hiss is no problem. It was with the dynamic range where the tapes really shone! What a difference from the discs! At last it is possible to hear a piece of music in its proper perspective. Pianissimo passages are really *super-quiet* and the fortissimo passages will positively blow your head off! Even with the trumped-up equalization, this great dynamic range gives you a balance that is fabulous. In other words all the elements which are needed to make a good tape are present in these new *Victors*. Wide range, wide dynamics, quiet background—no more snap, crackle, and pop! The pleasure of listening to tape is also found in the stunning clarity of the individual instruments. Strings are, at last, edgeless and smoothly silken. Brass have that bright impact which is peculiar to their reproduction on tape, and the uninhibited transients of the percussion are incredibly "live." The tapes themselves were nicely packaged, with the leaders plainly marked with the name of the selection and the speed and which track to play. Pretty rough price you say? Well, there is no use denying that \$14.95 is pretty steep. Remember this though, you're getting a truer representation of the music, without the annoyance of record noise, and which (given reasonable care) can be played thousands of times without significant deterioration of quality or increments of noise. Remember too, that this is after all, the pioneer effort by a major record company. Even better quality will come, along with greatly reduced prices, as the market develops. However, it should be pointed out at this time, that it is extremely doubtful if a tape recording will ever be sold as cheaply as discs. To give you but one of many reasons consider this: a vinylite blank on which an LP is pressed costs no more than 5 to 10 cents at the outside. The same record manufacturer has to start with a 7" reel of raw tape to duplicate his recording and the cheapest reel available these days is about \$1.90! I think you will agree this is a whopping difference. Take this large basic price and add on all the usual costs such as duplicating, packaging, distributor discounts, etc., and it's easy to see why tape is high priced at the present time. Patience my friends, patience! At least we've actually got pre-recorded tapes and of good quality, too! Many years from now, these tapes may well become collector's items, much the same as the first phonograph cylinders and discs. So a salute to *Victor* for their pioneer-

The opinions expressed in this column are those of the reviewer and do not necessarily reflect the views or opinions of the editors or the publisher of this magazine.

ing and I'll review some more of their output next month.

**HANDEL  
THE MESSIAH**

The London Philharmonic Orchestra conducted by Sir Adrian Boult, The London Philharmonic Choir, Jennifer Vyvyan, soprano; Norma Proctor, contralto; George Maran, tenor; Owen Brannigan, bass. London LLA-19, RIAA curve. Price \$23.80.

It is hard to realize that with this edition, six versions of this great work are available. Now I'm going to strike out boldly and say that further recording of the "Messiah" would accomplish nothing. In other words, this is a definitive edition as far as I'm concerned. The soloists are all splendid, the choir magnificently trained, the orchestral playing a perfect accompaniment, and Sir Adrian's conducting of the original Dublin score a marvel to the ear. Sir Thomas Beecham's reading I have always greatly admired, but this takes you one step further in the direction of clarity and understanding. The sound is fabulous, with perfect balance maintained between orchestral and vocal forces. String tone is some of the most beautiful on record, the all important trumpets sharp and bright. The famous "Hallelujah Chorus" is simply overwhelming in its cleanly delineated power. "Nuff said! Listen to the other "Messiahs" if you can, then listen to this great recording. The choice should be obvious and easy. The RIAA curve was better with a couple of db bass boost. Quiet surfaces.

**TCHAIKOVSKY  
ROMEO AND JULIET  
1812 OVERTURE  
MARCHÉ SLAVE  
CAPRICCIO ITALIEN**

Vienna State Philharmonia conducted by Jonel Perlea. Vox P18700, NARTB curve. Price \$5.95.

Here is another of those super "bonus" discs that *For* has been putting out lately. This quartet of warhorses gives you well over an hour's playing time, a real bargain for your money. Of course mere length alone is no criterion of the worth of a recording. Happily, there are other virtues combined in this disc, not the least of which is the vigorous and forceful readings of Perlea. His "1812" is especially noteworthy for balance and precision coupled with plenty of fire. Most people will probably buy this disc for the "1812," which is here afforded for the first time on LP, the authentic performance which includes the scoring for cannon, brass band, etc.! As you can imagine, this is productive of some mighty sounds, and even this tired old warhorse perks up when *real cannon* are booming away, along with the great bells, etc. String tone a little strident in spots, but generally a good recording. A solid satisfying buy, especially for beginning audiophiles. The NARTB curve was adequate and surfaces were moderately quiet.

**KHATCHATURIAN  
VIOLIN CONCERTO**

Igor Oistrakh, violinist with Philharmonia Orchestra conducted by Eugene Goossens. Angel 35100. RIAA curve. Price \$5.95.

For all those audio martyrs who like this music and the artistry of David Oistrakh, and who have had to endure the miserable recording on *Mercury*, this disc will be welcome indeed. I don't think the *Mercury* people knew at the time they contracted for this work, that what they would receive was the music from an old film track! Even present day Russian material is far from good and the film track was just plain awful. However, the Oistrakh playing and tone and technique was so phenomenal, it was decided to release the work. The disc sold remarkably well, a tribute indeed to this superb artist. In this *Angel* disc we have Igor Oistrakh, son of David, and in nearly every respect an artist as gifted as his father. His technique is simply fabulous as witness a cadenza of his own invention halfway through the first movement. He has a huge soaring tone that is shown off to great

(Continued on page 157)



# A REGENERATIVE SHORT-WAVE RECEIVER



Over-all view of the home-built regenerative short-wave receiver. It is housed in a cabinet which measures 8 x 8 x 7 inches.

By WILLIAM C. STOECKER

THE regenerative type of receiver has always been popular. Many of the earliest broadcast sets were regenerative, commercial and home constructed alike, and the regenerative detector was a favorite of radio amateurs for many years. Nearly every old timer in radio has had experience with this type of receiver, and can remember long hours spent in getting the "tickler coil" of his one-or two-tube set adjusted to give the proper amount of regenerative feedback. Although long obsolete as a practical commercial circuit, the regenerative detector is often used by experimenters and beginners interested in building a sensitive and useful receiver without undertaking the rather difficult job of building a superhet. Many articles have appeared on the subject in recent years, and many manufactured kits are sold today to simplify still further the project of building a simple regenerative receiver.

One of the simplest forms of the regenerative receiver for student construction is a regenerative grid circuit detector (triode or pentode) followed by a stage of a.f. amplification (usually a pentode) for headphone reception. A circuit of this type was described by the author in the October 1953 issue of RADIO & TELEVISION NEWS. Sensitivity is good, and selectivity is also fairly good when the regeneration control is advanced, but there is a tendency for very strong signals to "tail off" over a considerable space on the dial and interfere with weaker signals. The use of a single tuned circuit makes construction simple, and avoids the somewhat tricky alignment problems encountered with multiple tuned circuits.

A number of advantages may be gained, however, by using a stage of tuned r.f. amplification ahead of the detector. Not only are sensitivity and selectivity increased, but the isolation of the detector from the antenna circuit eliminates or minimizes several

*A simple, battery-operated receiver that features a tuned r.f. stage. It covers short-wave and three amateur bands.*

inherent difficulties often present in the regenerative detector. One difficulty sometimes encountered at high frequencies is "body capacity," or the tendency of the detector to change its tuning or regeneration setting slightly as the hand is brought near the receiver or phone leads. This results from the fact that the body becomes part of the antenna circuit and changes its electrical characteristics. This change is then reflected in the tuned circuit of the detector. Other changes in antenna constants, such as physical movements of the antenna or changes of current in adjacent power lines, are likely to detune the detector circuit slightly unless an r.f. stage is used. Another inherent characteristic of the regenerative detector is its tendency to "dead spots," or spots on the tuning dial where the detector cannot be made to oscillate by advancing the regeneration control. It results from resonance effects in the antenna or other circuits which may be coupled to the detector. The use of a tuned r.f. stage reduces this tendency, but may not eliminate it altogether.

The set described here has three tubes, a pentode r.f. amplifier, a triode detector, and a pentode a.f. amplifier. It is battery operated, requiring a 1½-volt "A" battery, a 45-volt "B" battery, and a 4½-volt "C" battery. The output circuit is designed for headphone reception, but a connection may be made to an external amplifier and speaker if so desired (see Fig. 1). Two sets of plug-in coils are used to cover the desired frequency ranges. Range 1 covers 3.3 to 8.1 megacycles, and range 2 covers 7.7 to 19.9 megacycles. Thus the set includes the 16-, 19-, 25-, 31-, 41- and 49-meter international broadcast bands as well as the 20-, 40-, and 80-meter ham bands. The antenna may

be an outside antenna or an indoor wire of any convenient length. The present installation uses a wire about 30-feet long attached to the moulding on two sides of a room.

The receiver has been used chiefly for short-wave broadcast reception. Foreign stations in all parts of the world have been heard; some come in at good headphone volume fairly consistently over periods of weeks or months. There are no dead spots in either of the two ranges used, although there are a few points where the setting of the regeneration control must be increased somewhat as compared with adjacent points. No significant tendencies to body capacity have been observed, and physical movements of the antenna are without effect. Power line changes do have a slight effect on regeneration at one or two places on the high-frequency range, however, since the location of the receiver is somewhat unfavorable in this respect.

Construction is not difficult, and the only electrical equipment required is a standard signal generator to aid in alignment.

## Circuit Design

Fig. 1 shows the circuit diagram of the set. It is conventional and most of its features have been used many times before in regenerative receivers. Battery operation was chosen in order to avoid any difficulty due to hum pickup to which the sensitive regenerative detector would be particularly susceptible, and also to provide a stable plate voltage supply. Unless a voltage-regulated supply were used, a.c. line operation would not provide a sufficiently constant voltage for the detector plate, and the regeneration control would have to be reset frequently.

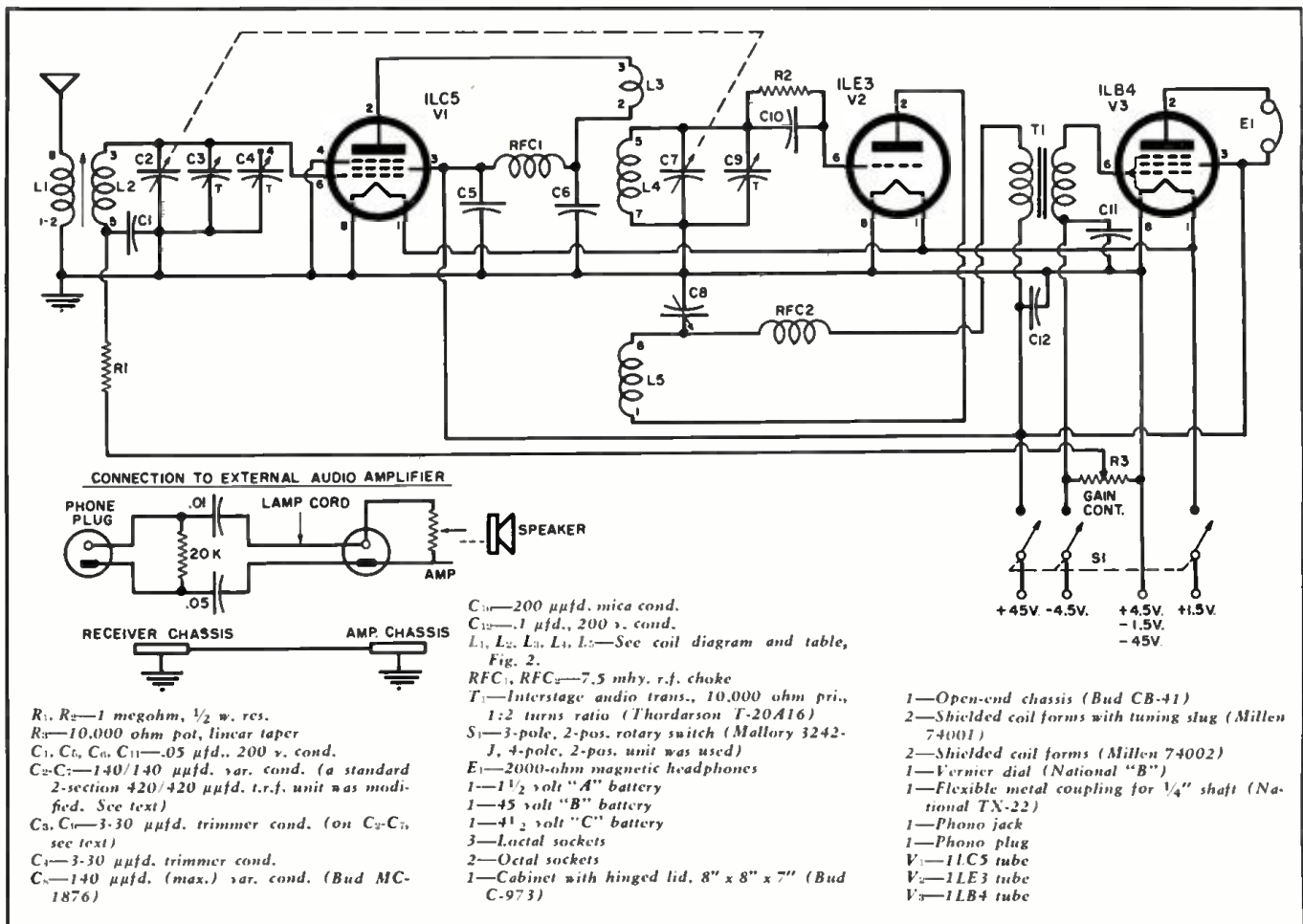


Fig. 1. Complete schematic diagram of the regenerative short-wave receiver. See Fig. 2 for details on winding the plug-in coils.

The r.f. and a.f. pentodes were chosen from the low-voltage line of battery-operated tubes in order that "B" battery requirements might be held to a minimum. The current drain is 150 ma. from the "A" battery, 3.9 ma. from the "B" battery (42 volts), and 0.5 ma. from the "C" battery. The load is light and batteries last many months.

The r.f. amplifier is an r.f. pentode (1LC5) having a semi-remote cut-off characteristic. The r.f. gain is controlled by means of a variable resistor, R<sub>1</sub>, across the "C" battery, and is greatest at the clockwise limit of the control where the voltage applied externally to the grid is zero. Bypass condensers are used at the usual points in the circuit in order to block d.c. voltages and at the same time provide a path for free flow for r.f. currents. In order to realize maximum r.f. gain, the impedance of the plate load has been made quite high by winding a large number of turns on the detector primary, L<sub>2</sub>.

The detector is a triode (1LE3) and uses the familiar grid-leak and condenser method for rectification of the modulated r.f. signal in the grid circuit. An r.f. component of current exists in the plate circuit, and is fed back in proper phase into the tuned grid circuit by the tickler winding of the detector coil, L<sub>2</sub>. Regeneration is controlled by means of a variable by-

pass condenser, C<sub>5</sub>, in the ground return of L<sub>2</sub>. This method of controlling regeneration works exceedingly well. It is smooth and quiet in operation and permits a very close control over the entire tuning range. Also, the detuning effect of the control is very slight and, usually, is not noticeable. As in all regenerative detectors, however, the regeneration control must be reset whenever the tuning condenser is varied over more than a very small range. In receiving c.w. signals, the detector functions as a tuned-grid oscillator, producing an a.f. note by heterodyning with the incoming signal. The grid circuit detector, considered apart from the regenerative feature, is one of the most sensitive methods of detection ever devised, and was used extensively in the early era of radio. A detailed explanation of its operation may be found in any of the older books on radio, and, as a matter of interest, the constructor is strongly advised to consult one of them.

The audio frequency amplifier is a power output pentode (1LB4) capable of producing 35 milliwatts of power in its plate load. The 1LB4 requires a load impedance of 20,000 ohms, and the usual pair of magnetic headphones (2000 ohms d.c.) has an impedance of this order. Fixed bias was used in preference to self bias since use of the latter would have meant dropping the entire plate voltage supply by 4 1/2 volts

(the over-all value of the grid bias).

The detector plate was transformer-coupled to the a.f. amplifier grid using an interstage audio transformer having a 10,000 ohm primary impedance and a 1:2 turns ratio. The advantage of transformer coupling over resistance coupling lies in the fact that the voltage on the detector plate is reduced only slightly from the "B" battery terminal voltage. The detector plate is, therefore, operated at its optimum voltage of approximately 45 volts.

### Construction

The receiver was built in a standard metal cabinet 8" x 8" x 7" equipped with a hinged lid. A 7" x 7" x 1/2" open-end chassis was attached to the panel so that the panel and chassis could be removed as a unit. The phone jack, switch, and gain control mountings extend through the panel and chassis front and thus serve to attach the two parts. Since the lower front edge of the cabinet has a flange, two wooden strips were attached to the floor of the cabinet running front to back and extending slightly above the flange to form a support for the chassis. A tray for the batteries 2 3/4" x 7" was attached to the rear of the chassis in order to keep the batteries from sliding into other parts as the receiver is moved. It was formed by bending an aluminum sheet in the manner shown

in the photographs. Battery, antenna, and ground connections were made to a fiber binding post strip attached to the back end of the chassis. Holes were drilled in the chassis under each terminal large enough to clear the binding post and an attached terminal lug, so that the fiber strip could be mounted flush. The under chassis photo shows this construction. A rectangular window  $1\frac{1}{4} \times 6\frac{1}{4}$ " was sawed in the rear of the cabinet 1" from the bottom to provide access to the terminal strip.

The chassis layout was planned to conserve space and at the same time provide the shortest possible leads for the critical coil, condenser, and grid connections. The receiver is compact, and considerable care should be given to the placement of parts, particularly if parts of different manufacture from those of the parts list are used. Begin by mounting the phone jack, switch, and gain control. Then, with panel and chassis attached, place the other parts in their intended location and check to see if the arrangement is satisfactory before drilling holes. See that the variable condensers are mounted far enough apart to give a spacing of at least  $\frac{1}{2}$ " between the detector coil shield and the plates of either condenser. Wire with No. 20 solid hook up wire and make all leads (except d.c. leads) as short and direct as possible. Ground connections are best made to soldering lugs attached to the chassis with 6-32 machine screws. It is essential that ground leads be short and direct. A punch was used for socket holes in this receiver, but if machine screws are used to mount the sockets, the grounding lugs could conveniently be attached to the mounting screws.

The tuning condenser has two identical 140  $\mu$ fd. sections for simultaneous tuning of the r.f. and detector

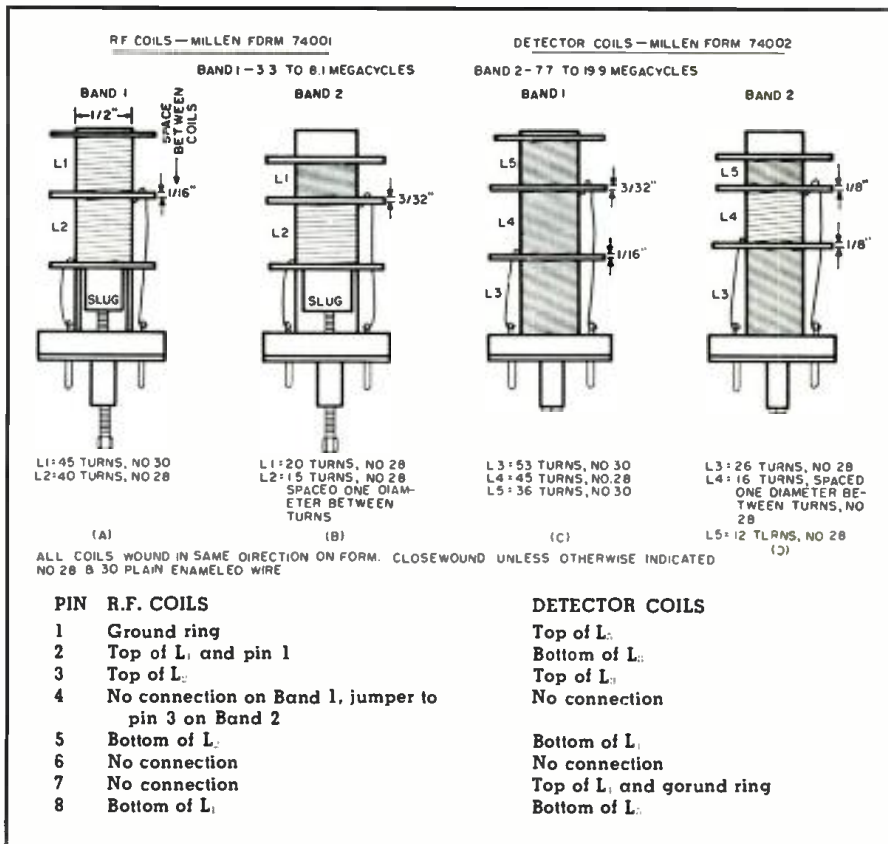


Fig. 2. Coil winding data on the plug-in coils and correct internal coil connections.



coils. Since no such unit of sufficiently small physical size was available, it was made by removing rotor plates from a 420  $\mu$ fd. standard broadcast t.r.f. condenser. Of the fifteen rotor plates on each section, all but the five closest to the dial end were removed. This is easily accomplished by cutting away the spacer to free one plate at a time, bending the plate to the side with a pair of long-nose pliers, and pulling. The condenser was mounted

on a steel right-angle bracket secured to the chassis by two screws. The dial was mounted first, and the condenser bracket was then positioned accurately to make the condenser shaft line up properly with the dial. A flexible metal coupling between the condenser and the dial serves the two-fold purpose of correcting any small mechanical misalignment, and preventing stresses applied to the dial or panel

(Continued on page 76)

Under chassis view of receiver. Parts are not unduly crowded.

Top view showing construction of the battery "compartment."



# FUNDAMENTALS OF COLOR TV

## DEFLECTION AND HIGH VOLTAGE

By MILTON S. KIVER

Author. "Television Simplified"

**T**HE deflection system of a tri-gun color television receiver possesses a marked similarity to the deflection system of a monochrome receiver. This is best illustrated by an examination of the deflection system of a color television receiver.

In the vertical section, Fig. 1, there is an integrating network, a blocking oscillator, and an output amplifier. Application of the deflection voltage is made in the normal manner (*i.e.*, via transformer) to the two windings of the deflection yoke. The only significant change from monochrome practice is the addition of a vertical convergence amplifier control which evidently supplies some voltage to a special amplifier. More on this presently.

In the horizontal system, Fig. 2, there is a 6SN7 synchroguide horizontal oscillator and control tube, followed by a 6CD6 power output amplifier. The power requirements of the horizontal output stage in a color receiver are greater than for a comparable monochrome receiver because, first, three beams must be deflected



The new CBS-Hytron 19-inch color TV picture tube. This type 19VP22 tube uses three guns and a curved shadow mask with the phosphor-dot pattern on the curved face plate.

### Part 8. The deflection and high-voltage systems of typical color TV sets using the tri-gun tube.

instead of one, and second, a 20,000 volt accelerating voltage is required by the tri-gun color picture tube. In addition, there is also a special focus rectifier in the high-voltage system and it, too, must be supplied with power.

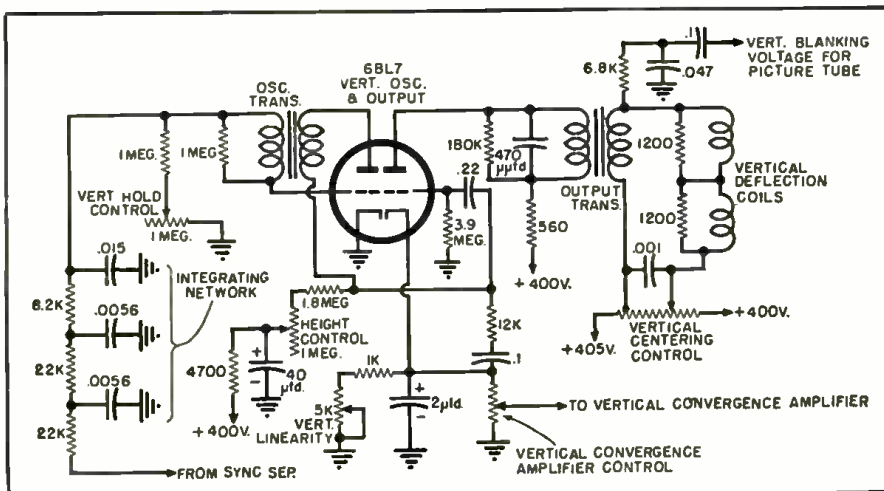
The horizontal output transformer contains one main winding and several auxiliary windings. The principal winding provides connections for the plate

of the 6CD6, the high-voltage rectifiers, the deflection yoke, and the 6AU4 damper tube. The auxiliary windings provide positive and negative triggering pulses for the various a.g.c. and chrominance circuits, and heater power for the high-voltage rectifiers.

In the circuit of Fig. 2, three high-voltage rectifiers are employed to develop the 20,000 volt accelerating potential required by the tri-gun picture tube. The circuit is apparently unlike any we have ever seen in monochrome receivers although the labeling on each tube does provide some clue as to its function. The first tube is labeled as the high-voltage rectifier, the second tube is called a diode coupler, and the final tube is the high-voltage doubler.

To understand how this section operates, let us examine a high-voltage doubler that was used for a time in monochrome sets. The circuit is shown in Fig. 3. In brief, it operates as follows: During the retrace interval, the voltage developed across the full primary-secondary winding of the output transformer rises sharply to, say 11,000 volts. This causes  $V_1$  to conduct, and  $C_1$  charges to 11,000 volts (after the first few cycles) with the polarity as indicated. In the longer interval between retraces,  $C_1$  and  $C_2$  are seen to be essentially in parallel with each

Fig. 1. The vertical sweep system of an RCA color set for a 15-inch tube. Aside from the voltage made available for a vertical convergence amplifier, the circuit is identical to the vertical stages found in many black-and-white television receivers.



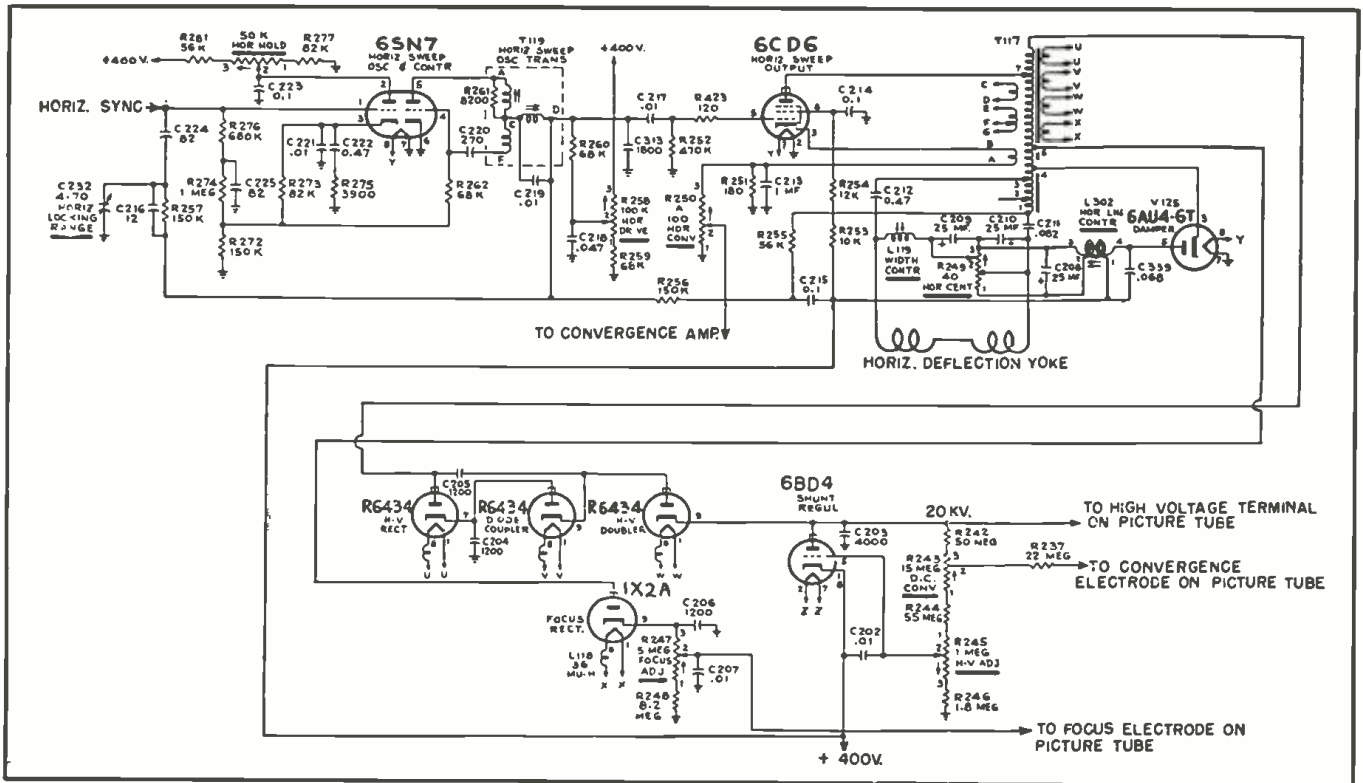


Fig. 2. Schematic diagram of the complete horizontal deflection system of an RCA 15-inch color television receiver.

other through the primary-secondary winding of  $T_1$  and  $R_3$ ,  $R_4$ , and  $R_5$ . Hence,  $C_2$  also charges up to the full 11,000 volts.

At the next retrace interval, 11,000 volts once again appears across the transformer. If we pause at this moment and add up the voltages existing between point "A" and ground, we see that the transformer voltage and the voltage across  $C_2$  are equal to 22,000 volts. This potential is applied to  $V_2$ , causing this tube to conduct, and  $C_2$  charges to 22,000 volts with the polarity indicated. Losses in the circuit plus the current drain on the power supply by the picture tube usually reduce the output voltage to some value less than twice the peak applied pulse, say 20,000 volts.

It can be seen from the preceding discussion that the purpose of the resistive network of  $R_3$ ,  $R_4$ , and  $R_5$  is to help transfer the charge from  $C_1$  to  $C_2$  and thereby assist in the voltage doubling action. The same job can be accomplished more efficiently (i.e., with less high-voltage power loss) by substituting a diode for the resistive network. When this is done, the circuit of Fig. 3 becomes equivalent to that of Fig. 2.

Within the same high-voltage supply of Fig. 2 is a special triode (6BD4) labeled a shunt regulator. The purpose of this tube is to maintain a constant load on the high voltage power supply so that changes in picture contrast will not cause the high voltage to change, with corresponding variations in brightness, focus, and deflection (i.e., picture size). What the regulator tube does, in essence, is vary its internal resistance in a manner opposite to the cur-

EDITOR'S NOTE: Part 1 of this series, which appeared in the March, 1954 issue, explained color mixing and its application in color TV. Part 2, appearing in the April issue, described the NTSC color signal. The block diagram of a typical color TV receiver was described in the May issue. The June article in this series described the tuner, sound, and some of the video circuits of a color receiver. Typical chrominance circuits (demodulator, matrix, adders, etc.) were analyzed in the July article. The formation and composition of the color signal were explained in August. Color synchronization circuits including the subcarrier oscillator were analyzed in September.

In view of the many requests received, RADIO & TELEVISION NEWS will publish this series in reprint form. The first three parts are in a single unit (50 cents), the balance will be reprinted in individual parts at 20 cents each. For quantities of 50 or more, write for quotations. Address your inquiries to RADIO & TELEVISION NEWS Reprint Editor, 366 Madison Ave., N. Y. 17, N. Y.

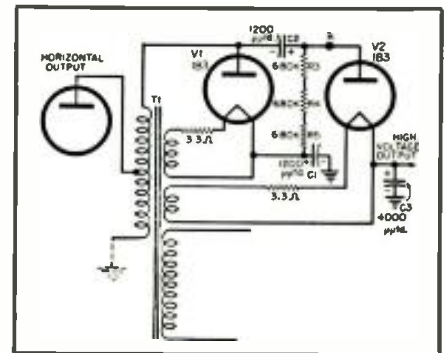


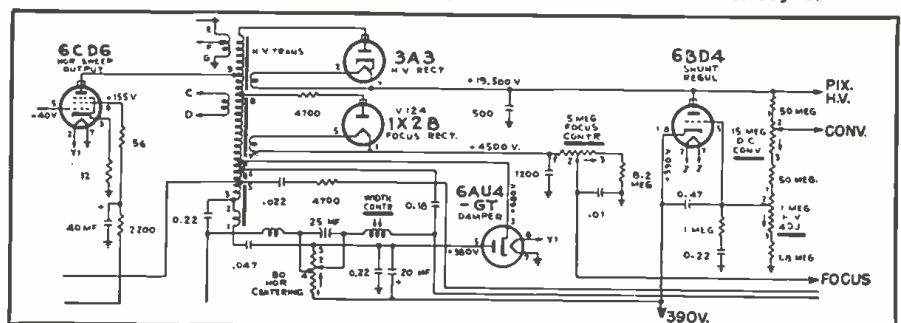
Fig. 3. A voltage-doubler circuit of the type used in monochrome sets for high voltage. The bottom of the primary of  $T_1$  appears grounded to the 15,750-cycle horizontal retrace pulses.

rent drawn by the picture tube. For example, when a bright element is being traced out on the screen, picture-tube current is high and the drain on the high-voltage power supply is increased. During this interval the drain

of the regulator tube is reduced by a proportionate amount.

Conversely, when a darker portion of the picture is being traced out, the current requirements of the picture tube are reduced. This reduction would

Fig. 4. Color TV high-voltage supply using a type 3A3 rectifier, especially developed for the high-voltage circuits of color receivers. Contrast this RCA circuit with the more complex arrangement shown in the circuit of Fig. 2.



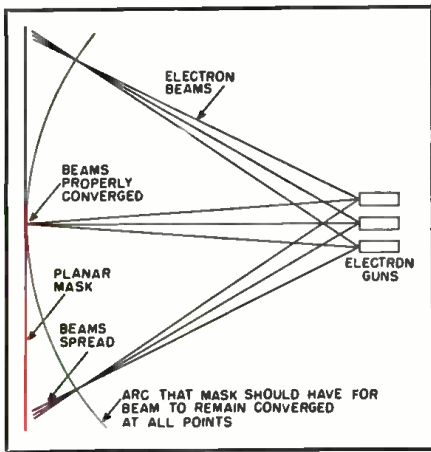


Fig. 5. Electron beams are not converged at edges of flat screen because it does not conform to the arc of focus points.

tend to cause the high voltage to rise were it not for the fact that now the regulator tube increases its current drain, thereby maintaining a constant over-all load on the power supply. And this, in turn, keeps the high voltage constant.

The shunt regulator accomplishes its purpose in a relatively simple manner. The tube is shunted across practically all of the high voltage bleeder. The plate of the tube goes to the top of the bleeder network while the cathode is returned to a positive potential point, in this instance about 400 volts. The grid is then tapped into the bleeder network at a point which will provide it with the necessary bias voltage with respect to the cathode.

The circuit is now ready to function. If the high voltage rises, due perhaps to less current drain by the picture tube, then this increase, in part, will be transmitted to the grid of the regulator triode because of the grid tap on the high-voltage bleeder string. A more positive grid means increased tube current flow and if the circuit has been properly designed, this increased current will just take up the slack shed by the picture tube and bring the high voltage down to its correct level.

On the other hand, when the picture tube draws more current, the high voltage has a tendency to drop. This lowers the voltage across the bleeder, providing less positive voltage for the shunt regulator and thereby driving its grid more negative. This reduces the current drawn by the regulator and tends to counteract the increased picture tube current. Again, the high-voltage system sees a fairly constant load and its voltage value remains stable.

The focus rectifier, a 1X2A, is connected to a lower point on the output transformer winding than the high-voltage rectifier and, in consequence, develops a lower output voltage. The voltage ordinarily required by the focus electrode in the tri-gun picture tube is in the neighborhood of 2500 to 5000 volts. The need for a separate rectifier stems from the appreciable amount of current that the focus electrode draws.

The convergence electrode of the picture tube must also have a high voltage, between 8500 and 10,500 volts, but since the current drawn by this element is practically nil, the voltage can be obtained directly from the 20,000 volt line by simply inserting a resistive divider network between the 20,000 volt line and chassis ground. This is the procedure followed in the circuit of Fig. 2.

The damper tube in the output circuit absorbs whatever excess energy is developed during the horizontal retrace interval and converts this into an equivalent amount of voltage which is then combined with the receiver "B+" to provide a boosted "B+" voltage. In the circuit of Fig. 2, this boosted "B+" is employed only by the plate of the 6CD6 horizontal output amplifier.

Electrical centering is usually employed with the tri-gun color picture tube. For this purpose there are vertical and horizontal centering potentiometers, each with enough d.c. potential difference across it to achieve the picture centering variation.

While many of the initial receivers employed three high-voltage rectifiers, subsequent models functioned satisfactorily with a single high-voltage tube. The circuit shown in Fig. 4 uses a newly-designed 3A3 high-voltage rectifier. 19,500 volts are developed directly and this value is maintained by a 6BD4 shunt regulator. Aside from this change, the rest of the circuit is similar to that of Fig. 2.

Also used to some extent instead of the 6BD4 is a 6353 gaseous regulator. The unit is shaped in the form of a long, narrow cylinder which is filled with hydrogen gas. Operation of this rectifier is similar to VR tubes where the current drain is dependent on the applied voltage. As the voltage attempts to rise, the current drain increases and this keeps the voltage from rising. The 6353 may be considered as a passive regulator in that the applied voltage must exceed a certain level before the unit will begin to function. Electronic regulators, such as the 6BD4, are capable of providing more effective control. Their cost, however, is higher now.

### Convergence Amplifiers

The one remaining section of a color television receiver still to be examined is the convergence amplifiers. It was probably noted in some of the previous diagrams that there were voltage take-off points in the output stages with the notation, "to convergence amplifier." A typical circuit to which these voltages are fed is shown in Fig. 6, but before we undertake an examination of how these stages operate, it may not be amiss to review briefly what they do and why they are needed.

The scanning surface of the fluorescent screen in the picture tube is either flat or slightly curved. The same is true of the shadow mask which is positioned slightly in front of the phosphor dot screen. Now, in order to obtain an image which possesses the correct colors and is properly focused, two independent actions must occur. First, to have each of the three electron beams strike only one color, it is necessary that the beams pass through the same hole on the shadow mask at the same time and strike individual phosphor dots.

When the beams are in the center of the screen, we can cause them to converge properly by adjustment of the d.c. voltage which is applied to the convergence electrode in the picture tube. This adjustment, however, is effective only in the center of the screen. As the beams move away from the center, they tend to converge at points in front of the mask because the distance from the flare of the tube to the center of the screen (or mask) is less than the distance from the flare to the ends of the screen or mask surfaces. See Fig. 5.

A similar situation exists for beam focus (at the phosphor dot screen). That is, a beam properly focused at the center of the screen will move progressively out of focus the farther it swings from the center.

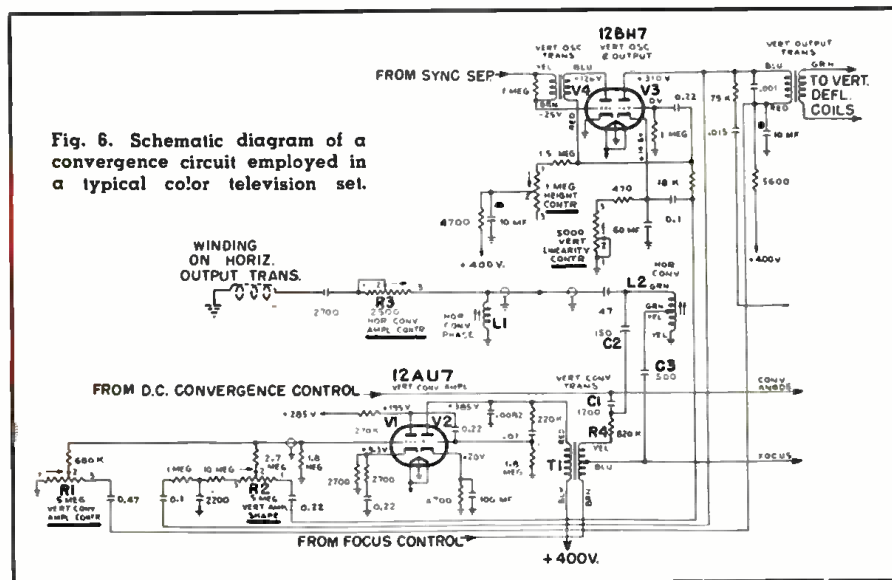


Fig. 6. Schematic diagram of a convergence circuit employed in a typical color television set.

To correct both of the foregoing conditions, we need a special parabolic voltage (shown in Fig. 7B) which, when added in series with the d.c. focus and convergence voltages, causes them to change (i.e., increase) as the beam moves away from the center of the tube. It is the purpose of the convergence amplifiers to provide such a correcting voltage.

A 12AU7 dual-triode amplifier in Fig. 6 functions as the vertical convergence amplifier. The input to the first triode,  $V_1$ , is obtained from the vertical output amplifier  $V_2$  plate, develops a parabolic wave across  $R_1$ . This is the "Vertical Convergence Amplitude Control" and it controls the amplitude of the parabolic wave reaching  $V_1$ . The variation extends from 0 to 200 volts peak-to-peak.

A second control in the input circuit of  $V_1$  is the shape control,  $R_2$ . This varies the tilt of the parabolic wave by introducing either a positive or a negative saw-tooth voltage. The latter is obtained from either the plate or cathode of the vertical output amplifier, depending upon the position of the center arm of the shaping control. ( $R_2$  has one end connected to the plate of  $V_1$  and the other end to the grid. The signal shift between these two circuits is  $180^\circ$  and by altering the position of the movable arm of  $R_2$ , we can add positive or negative saw-tooth voltage to the parabola appearing across  $R_1$ . At some intermediate point on  $R_2$ , zero saw-tooth voltage is applied to  $V_1$ .)

The voltage reaching the grid of  $V_1$  is amplified, first by  $V_1$  and then by  $V_2$ . After that it is transferred to  $T_1$  where it combines with the horizontal convergence voltage. The latter signal is developed by tapping off a negative pulse from a winding on the horizontal output transformer and feeding this pulse to two series-tuned resonant circuits,  $L_1$  and  $L_2$ . The waveform present across  $L_2$  is shown in Fig. 7D. It is essentially a sine wave but with enough parabolic curvature to adequately perform its function.  $R_3$  controls the amplitude of the horizontal convergence waveform. The movable slug in  $L_2$  controls the phase of the waveform at minimum setting of  $R_3$  while the slug in  $L_1$  controls the waveform phase at maximum setting of  $R_3$ .

The horizontal and vertical convergence circuits combine their output voltages via  $C_2$ ,  $C_3$ , and  $R_4$ , producing the resultant waveform shown in Fig. 7E. This voltage is then appropriately combined with the d.c. focus and convergence voltages and applied to the corresponding electrodes in the tri-gun picture tube.

In monochrome receivers, the picture tube has a single brightness control which is used to vary the background or over-all screen illumination. All other d.c. potentials on the tube are fixed at certain specified values. In the tri-gun color picture tube, we are dealing with three separate electron guns and three separate phosphors. Not all the phosphors possess the same

efficiency: red, for example, has the lowest efficiency and hence requires the highest beam current. Failure to provide for this will give the screen a bluish-green tinge. In consequence, the screen and control grid voltages for each of the three electron guns are individually adjustable. See Fig. 8.

The controls in the cathode leg of the picture tube determine control-grid bias. The higher the arms move up on the controls, the more negative the control grids become. The green and blue guns possess the same bias as the red gun only when their potentiometer arms are at the bottom of the controls (maximum counterclockwise position). For all other settings of these two controls, the blue and green guns have a more negative grid, hence less gun current.

A sample procedure indicating how these six controls are adjusted is as follows. (The control-grid potentiometers are frequently called the background controls.)

1. Set the three screen-grid controls to maximum.
2. Set the background controls to produce a grey picture at low brightness.
3. Turn up the brightness control. (Note that this is the red background control. It is the only one of the group that extends to the front panel.)
4. As the brightness is increased, note which color becomes dominant and the screen-grid voltage on the gun associated with this color.
5. Reduce the brightness and reset the background controls.
6. Repeat steps 3, 4, and 5 until no color tinting can be observed over the normal range of brightness levels.

The proper setting of the background and screen-grid controls to produce a black-and-white picture is also the proper setting for color reception.

(To be continued)

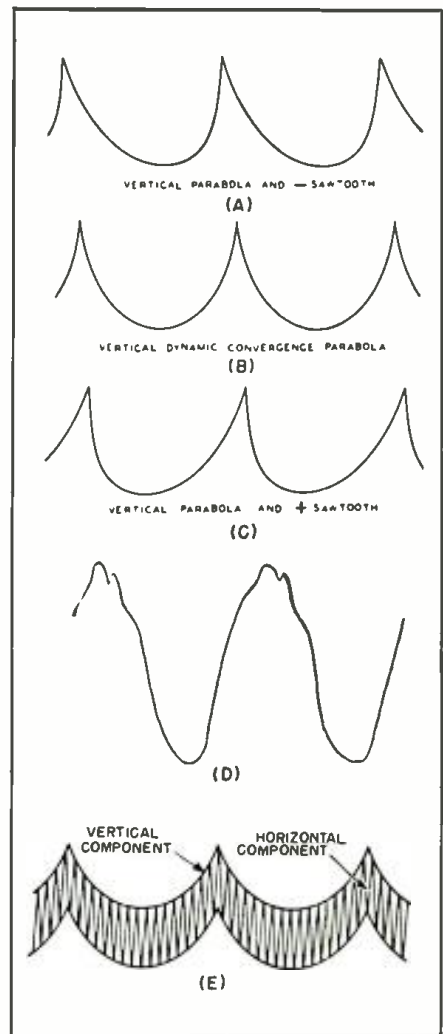


Fig. 7. (A), (B), and (C) show the vertical dynamic convergence waveforms employed in the circuit of Fig. 6. (D) is the convergence waveform in the horizontal circuit, and (E), the resultant parabolic waveform which is combined with the d.c. focus and convergence voltages.

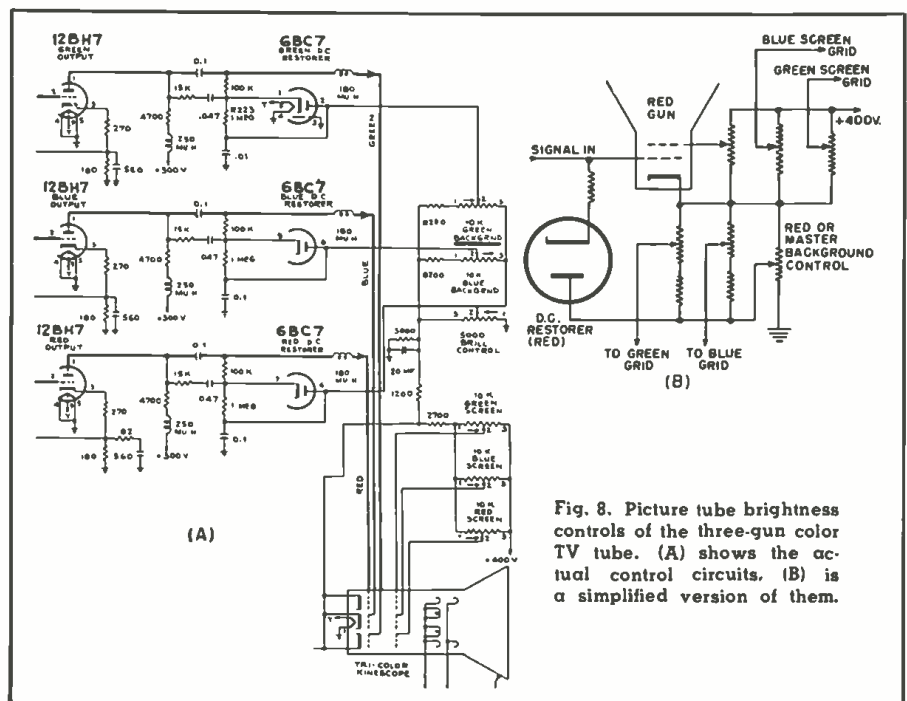


Fig. 8. Picture tube brightness controls of the three-gun color TV tube. (A) shows the actual control circuits, (B) is a simplified version of them.

# ECONOMY MODEL

# TV SETS



Fig. 1. Portable TV receiver weighing 39 pounds and using only 14 tubes.

By **WALTER H. BUCHSBAUM**

Television Consultant

RADIO & TELEVISION NEWS

*Here's how TV manufacturers are using fewer tubes in their new, inexpensive, lightweight TV sets.*

JUST as the radio industry simplified and improved home radios until the 5-tube a.c.-d.c. superhet became a standard receiver, so is the television industry striving for a streamlined, minimum-expense set. While price is, of course, the major consideration, optimum performance and good serviceability are also essential features since they influence customer acceptance in the long run. All major manufacturers now offer a line of low cost, good performance receivers which incorporate many new features. New tubes, new components, and different chassis layouts deserve the service technician's close attention.

### Performance

The important thing about the new economy TV sets is the fact that, al-

though the number of tubes is reduced, the operation of each section and the over-all performance are as good as in earlier models. Every one of the receivers described here has a regular, two-tube r.f. tuner, at least three i.f. stages, a diode detector, pentode video amplifier, good intercarrier sound, and conventional sync and sweep circuits. Picture tubes of 14-, 17-, and 21-inch rectangular screen sizes are used, and anode voltages up to 16 kv. are provided. Conventional components such as resistors, condensers, coils, and transformers are still used, although some manufacturers employ more printed circuit sections and some even use printed wiring in certain sub-assemblies. The author has checked sensitivity and bandwidth of several typical economy sets and found them

to be quite acceptable even for intermediate fringe operation. For extreme fringe locations the gain of three i.f. stages and the noise figure of a pentode r.f. stage is not sufficient. A cascade tuner and four i.f. stages with good noise immunity in the sync section are required for a real fringe location or where a particularly noisy signal is received.

Deflection and high voltage sections in the new models are generally well designed and operate as well or better than the older, more complex circuits. A simple autotransformer flyback is used almost universally. The increased efficiency of the transformer core material as well as better winding techniques permit high voltage circuits to be built which supply 16 kv. and 90 degree deflection, all on only 250 volts "B+."

The relatively low "B+" input power required for the more efficient flyback sections makes it possible to simplify the power supply and use selenium rectifiers in a doubler circuit. This is not a new feature, but previously, the selenium voltage-doubler power supply was rarely used for large screen sets.

### Typical Receivers

The photograph in Fig. 1 shows the *Majestic* model 40 portable TV set which weighs only 39 pounds, uses a vertical chassis, and employs 14 tubes—many of them multi-purpose types. Similar in appearance, but slightly larger and heavier is a 17-inch model having the same basic chassis and performance features. The *Olympic* 14-inch portable receiver also uses a vertical chassis, 13 x 13 inches, and employs only 13 tubes. Other manufacturers offering vertical chassis models with multi-purpose tube circuits are *Crosley* ("Super V" series), *Hallcrafters*, *Emerson*, *Raytheon*, and *CBS-*

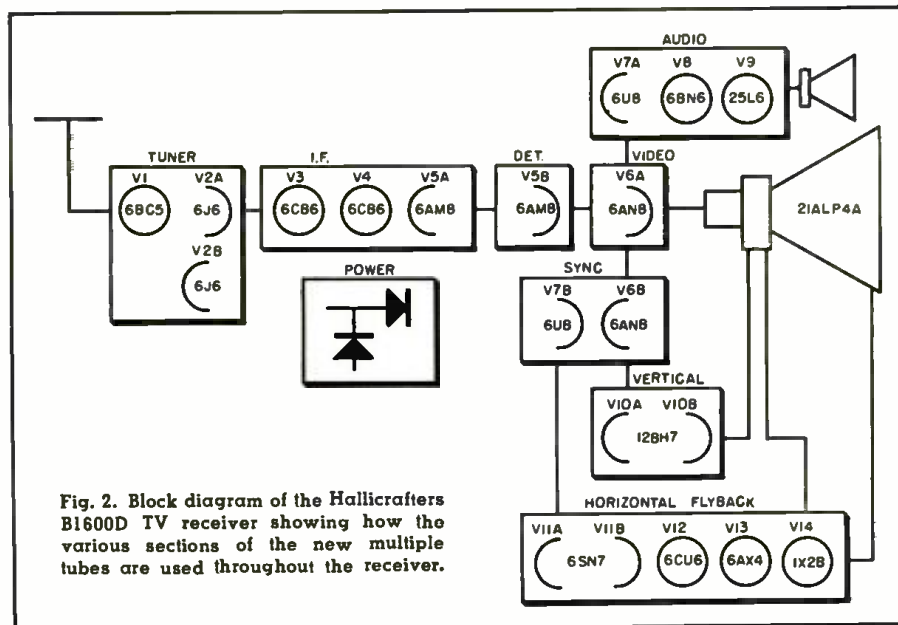


Fig. 2. Block diagram of the Hallicrafters B1600D TV receiver showing how the various sections of the new multiple tubes are used throughout the receiver.







# International SHORT-WAVE



Compiled by KENNETH R. BOORD

**B**Y THE TIME you read this, some stations may have gone to *winter* schedule (and/or frequencies); in such cases, some schedules may now be *one hour later* than listed herein.

**Afghanistan**—*Kabul Radio*, 9.975, noted in Japan opening 1213, at 1230 announced in *English*, R3, S6-8. (JSWC)

**Alaska**—ALF, 9.740, announcing "Alaskan Communications System, Juneau," noted *testing* 2220, good level, "squeezed" by other stations. (Niblack, Ind.) KLE heard *testing* on 5.970A at 0517-0620, QRM from CBNX; announces continuously, "This is KLE, broadcasting in Central Alaska from Ketchikan." (Reidler, Pa.)

**Albania**—*Radio Tirana*, 7.850, noted 1700-1715 in *English*, weak level, heavy QRM. (Hill, N. H.) Uses 6.570 in parallel. (ISWC, England) Should also have *English* 1400.

**Algeria**—*Radio Algerie*, 6.160, heard in Sweden with news in Arabic 1650-1720. (Etersvep, Sweden)

**Angola**—Luanda, 11.862, noted 1030 with chimes, call in Portuguese, then light music. (Kristiansand S. DX Club, Norway)

**Argentina**—SIRA (the international service) terminated broadcasting "permanently" at the end of last December. Of the SIRA channels, *Radio Splendid* uses 11.88; *Radio El Mundo* uses 15.29, and *Radio del Estado* uses 15.345, 9.690. (Cody, Ireland) *Radio Splendid*, 9.310A, is excellent around 2000. (Rugel, Kans.)

**Australia**—VLW9, 9.610, Perth, Western Australia, good level around 0245 with classical music. (Kapp, Calif.) VLM4, 4.917, Brisbane, Queensland, noted 0630. (Koch, Ore.) VLA15, 15.200, is good signal 2300. (Mast, N. Y.; Grosman, D. C.; O'Brien, N. Y.) And closing 2315. (Kirby, Mo.) VLB9, 9.58, noted 0020-0110 at good level parallel with 15.32, 17.84. (Ashworth, N. C.) *Radio Australia* now has experimental transmission to Europe with French 0100-0145, 7.280, and *English* 0145-0315; for South Pacific Service 2330-0315 now uses 11.760 replacing 9.580. (Radio Australia)

**Austria**—*Radio Oesterreich*, 9.664, Vienna, tuned 0245 with light musicals. (Pearce, England) *Blue Danube Network*, 5.080, Salzburg, S6-7 at 1735. (ISWL, England)

**Azores**—CSA92, 11.925, Ponta Delgada, still noted 1400-1500 but may be on *winter* schedule of 1500-1600 soon. (Niblack, Ind., others) CSA93, 4.845,

heard 1758 with closing announcements in Portuguese, closed 1800 with "A Portuguesa," good level. (Hill, N. H.) In *winter* should run to 1900.

**Belgian Congo**—OTC, 9.655, Leopoldville, noted with relay of ORU, Brussels, to North America 2000-2200. (Collins, Iowa, others)

**Belgium**—Brussels, 11.85, noted 1937-2000 with music. (Grosman, D. C.)

**Bolivia**—CP38, La Paz, lists current channel as 9.440. (Oskay, N. J.) Seems closer 9.445. (Stark, Texas) Heard closing 2130 in Spanish. (Ferguson, N. C.)

**Brazil**—*Radio Record*, 9.505, noted identifying in Portuguese 1935; the 11.965A channel which previously announced as "Radio Record" now announces *only* as "Radio Sao Paulo." (Niblack, Ind.) PSH, 14.690, noted 1730-1800. (Sutton, Ohio)

**British Borneo**—*Radio Sarawak*, 4.870, is a *newcomer*, parallel m.w. 850 kc., both 5 kw., with *English* 0530-0630 and 0830-0840A; *fortnightly* at 0600 on *Thurs.* has "Thursday Forum" when a prize is awarded for best question submitted for discussion; QRA is Radio Sarawak, Kuching, Sarawak, British Borneo. (Malmo Short-Wave Club, Sweden) Noted closing 0840A with "God Save the Queen." Heard opening 0430. (Balbi, Calif.) Chief Engineer says poor signals heard in N. Z. mean the antennas are doing their intended job of providing good coverage over Sarawak at high-angle radiation. (Cushen, N. Z.) Verified via airmail with QSL letter. (Hardwick, N. Z.)

**British Guiana**—*Radio Demerara*, ZFY, 3.255, noted 2015-2100 at good level with popular music, commercials; heavy QRM. (Hill, N. H.)

**British Honduras**—*Radio Belize*, 3.300, noted with news 2000. (Saylor, Va.) Heard 2200-2230 with songs, heavy CWQRM. (Jones, N. C.)

**British New Guinea**—VLT6, 6.130, Port Moresby, noted 0600 with ABC news. (Ferguson, N. C., others)

**Canada**—VE9AI, 9.54, Edmonton, Alta., noted at good level 1000-1500, slight QRM; CBUX, 6.160, noted 2300 announcing "CBU, Vancouver, British Columbia." (Waltz, Washington State)

(Note: Unless otherwise indicated, all time is expressed in American EST; add 5 hours for G.T. "News" refers to newscasts in the English language. In order to avoid confusion, the 24 hour clock, has been used in designating the times of broadcasts. The hours from midnight until noon are shown as 0000 to 1200 while from 1 p.m. to midnight are shown as 1300 to 2400. The symbol "V" following a listed frequency indicates "varying." The station may operate either above or below the frequency given. "A" means frequency is approximate.)

Latter noted at good level 1400A, news 0200; definitely announces call of "CBUX" and *not* "CBRX." (Frederick, Washington State) CKFX, 6.080, Vancouver, noted 1545 at strong level; CFVP, 6.030, Calgary, Alta., heard 0000. (Deuring, Alta.) CJCX, 6.010, Sydney, N. S., noted around 0645. (Reidler, Pa.) CKLO, 9.63, CHOL, 9.72, excellent in *English* 2130 to Latin America. (Huss, Calif.)

**Ceylon**—*Radio Ceylon*, 7.190, good level 2200-2230. (Ray, Pa.) Opens 0830 on 7.110, 11.875 with VOA relay. (Radio Australia, others) Commercial Service noted on 9.520 to 1730A close-down in *English*. (Koch, Ore.) Good around 0930 with popular music.

**Chile**—*Radio Corporation*, CE1515, 15.150, Santiago, heard in Sweden from 1600. (Isacsson)

**China**—*Radio Peking*, 15.385, replacing 11.960, has weak to fair level 2200 with news. (Balbi, Gay, Calif.) Latest schedule for *English* news sessions are 2200-2230, 11.690, 15.060, 15.385; 0400-0430, 700 kc., 6.100, 7.500, 9.040, 10.260, 11.690, 15.060; 0930-1000, 11.690, 15.060. (Radio Sweden, others) *Radio Peking* is heard in Japan around 1715 on 11.930 parallel 11.890, 11.830, and other channels; program differs from that on 11.650, 15.250A at same time; opens on 12.202 parallel 13.750A, 10.255A, and other frequencies 0600. (JSWC)

**Cook Islands**—A station was established recently at Raratongo, at present radiates on 6.180 on Wednesdays 2330-2400, also on Tuesdays and Thursdays 2000-2100; hopes soon to extend transmissions in the near future with an "evening" broadcast; tests have shown 6.180 gives best coverage in daylight while 3.390 is best at night. (Radio Australia). N.Z. *DX Times* says operates with only 100 watts.

**Costa Rica**—TIFC, 9.647, noted with religious session in *English* 2320 tune-in. (Faulkner, W. Va., others) TIDCR, "La Voz de la Victor," 9.615, San Jose, noted closing 2300A in Spanish, good level in Ore. (Koch)

**Cyprus**—Limassol, 6.790, 11.720, heard with news in Arabic 1330, good level. (Hardwick, N. Z.)

**Czechoslovakia**—Prague noted with *English* to North America 2300-2330 over 9.650 (new) parallel 9.550. (Morgan, Calif., others) At 1930-2000 on 9.550 and 11.760. (Stanley, Conn., others)

**Denmark**—Copenhagen's 9.520 is  
(Continued on page 125)

# NEW MULTICHANNEL MIXER



Front panel view of the new Berlant Model MCM-2 unit. It mixes four different channels.

Rear view of mixer showing input and output jacks.



Details on a new audio accessory designed to be used with professional-type tape recorders.

THE widespread use of portable professional tape recorders has necessitated a compact, versatile mixer having essential inputs for tape, high- or low-impedance microphones, and phonograph pickups. Developed by E. Berlant of "Concertone" fame, this new Model MCM-2 has been designed expressly to meet this demand for a high-gain, high-level mixer-preamplifier having the required versatility and noise-free performance.

The basic mixer, without accessories, provides for the amplification and mixing of four high-impedance, low-level microphones. To convert one or more of the four channels to low-impedance microphone use, it is only necessary to add the desired number of plug-in input transformers. Microphone signals, together with high-level signals such as those from tape recorders, crystal phono cartridges, radio tuners, and similar sources, are preset when necessary by adjustable plug-in "losser" pads. Low-level signals from variable reluctance phono pickups are fed directly into a channel by using a plug-in phono equalizer.

The mixer can be modified to low-impedance, 600-ohm balanced line operation for feeding telephone lines, etc. by plugging in a special matching output transformer.

The self-contained power supply consists of a transformer-fed voltage doubler, selenium rectifier, and an RC filter to remove all trace of ripple from the output. The heaters of the tubes are operated on filtered d.c. and are connected in a series arrangement across the output of a selenium bridge rectifier.

Each channel has a cascaded 12AX7

between the input and the mixing network. A master gain control is placed in the control grid immediately ahead of the cathode follower output.

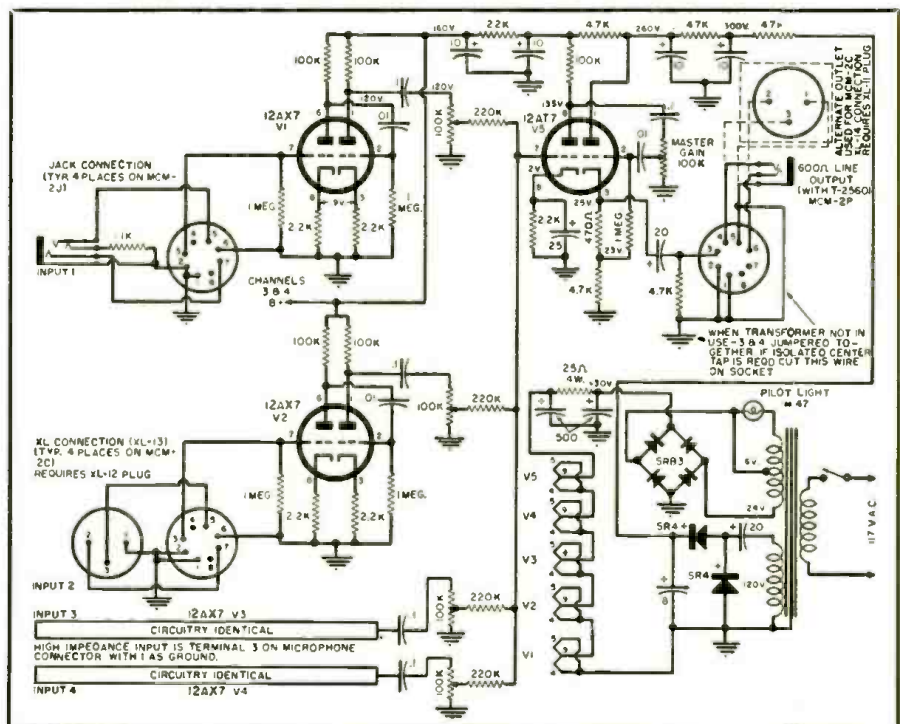
This new mixer is available with either the MCM-2J connector or, for professional or broadcast use, may be ordered with the standard XL type of connector. The unit matches, in appearance and finish, the new Berlant

BR-1 tape recorder, now in production.

An added feature is the carrying case which permits the new mixer to be used as a companion item with portable tape recorders currently available.

Another model, known as the MCM-2R, has a push-pull output with line transformer providing +15 vu and 600 ohms for line service.

Complete schematic diagram of the Model MCM-2 multichannel mixer.



# THE "MARK 12"



Fig. 1. Front view of the "Mark 12" amplifier.

By **VICTOR BROCINER**  
Brociner Electronics Laboratory

*An "etched circuit" is combined with an unusual chassis design to provide an integrated preamp-power amplifier.*

THE amplifier to be described, the Brociner "Mark 12," represents an interesting departure from conventional methods of design and construction.

In order to achieve compact size and good performance at moderate cost, some degree of mechanization of assembly was imperative. The etched wiring technique was adopted for as much of the circuit as possible. In this method, the wiring actually consists of a pattern of thin copper applied to an insulating plate, as shown in Fig. 2. The tube sockets, condensers, and resistors are mounted on the plate from the reverse side (Fig. 3) with their leads making contact with the circuit pattern through holes in the plate. After the components are assembled, the plate is dipped into a large solder pot and, in about one minute, more than 150 connections are soldered at once. In addition to saving time, there are other advantages with this method: incorrect or omitted connections are impossible; lead locations are uniform and definitely determined—the latter feature insuring uniform performance in production; and compactness is achieved.

Since the tube sockets are, in effect, integral with the circuit plate, the only functions left for the chassis are to mount the heavy components and controls and to act as an enclosure and shield.

For greatest efficiency, beam-power

tubes were selected for the output stage. While this type of output tube can be made to perform in a manner comparable to triodes, by means of negative feedback, as far as distortion at full output is concerned, the distortion does not drop rapidly enough as the power is reduced. It was found entirely feasible to eliminate this condition by means of a special, multiple-loop feedback system and to obtain minimum distortion at all power levels.

The amplifier schematic is shown in Fig. 4. The over-all feedback loop consists of  $R_{27}$  and  $C_{23}$  from the output transformer secondary to the cathode of the voltage amplifier tube,  $V_{30}$ , producing 20 db of feedback. The split-cathode resistor  $R_{20}-R_{23}$  provides additional local feedback and helps minimize low-level distortion. Both tone control stages,  $V_{20}$  and  $V_{25}$ , have plate-to-grid negative feedback via  $R_{14}-C_{13}$  and  $R_{10}-C_{11}$ , respectively. These feedback loops insure low distortion in the tone control stages irrespective of the tone control settings. The cathode resistors of  $V_{20}$  and  $V_{25}$  provide further local feedback. In all, negative feedback is applied at six points in the circuit.

The volume control is bass-compensated to provide automatic equalization for the Fletcher-Munson curves, as required at low listening levels. Provi-

sion is made for the elimination of this feature, if desired, by means of a simple jack and shorting plug on the rear apron of the amplifier.

A tape take-off jack is connected just ahead of the volume control for recording program material on tape. This is designed to permit adjustment of loudspeaker volume without affecting the level fed to the tape recorder. The tone controls are effective at this point, permitting corrections to be made as required by the quality of the program material.

The phonograph preamplifier is conventional in design but great care was exercised to keep distortion at a minimum. This point is often neglected on the assumption that because signal levels are low, distortion will automatically be negligible. This is definitely not the case. It should be borne in mind that while power amplifiers are normally operated at a small fraction of their rated output, preamplifiers and all the other stages ahead of the volume control operate at maximum level all the time. Careful design in this section of an amplifier pays big dividends in terms of listening quality.

Two phonograph inputs are provided: one for magnetic or dynamic (constant velocity) pickups and one for ceramic, crystal, or capacitance (con-

Fig. 2. Side view of etched wiring plate before mounting.





Fig. 3. Opposite side of plate with components mounted.



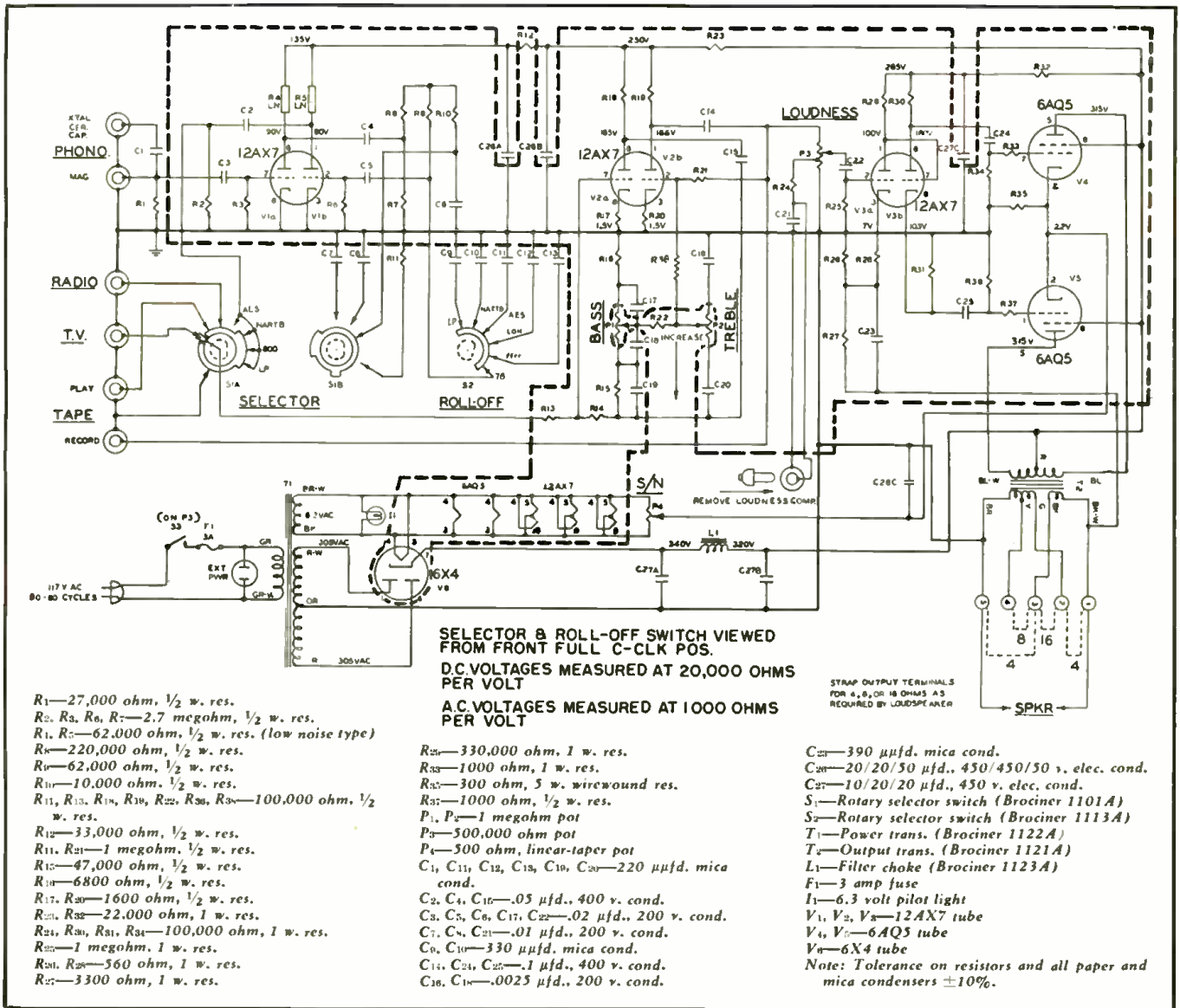


Fig. 4. Complete schematic of the "Mark 12" amplifier. Components within dotted box are on the etched circuit plate.

stant amplitude) types. Network  $R_1-C_1$  simply converts the latter type pickups to a constant-velocity characteristic and simultaneously reduces their high output voltages to avoid overloading the preamplifier. With this arrangement, the adjustable record compensation controls work with all types of pickups.

The performance specifications of the amplifier are as follows: Power output is 12 watts (24 watts peak) at 1 per-cent distortion; frequency response is given in Fig. 7 along with a curve showing the undistorted power capability of the amplifier over its frequency range. The high power rating at 20,000 cycles as well as the ample re-

serve at 30 cycles is accomplished by means of a somewhat unconventional output transformer using split secondary windings and grain-oriented core material. The large amount of negative feedback results in a damping factor of 15. The source impedance of the amplifier is well below the d.c. re-

(Continued on page 154)

Fig. 5. Rear view with cover removed showing etched circuit plate.



Fig. 6. Rear view of the compact 4 1/4" x 11" x 8" preamp-amplifier.



# MAC'S RADIO SERVICE SHOP

By JOHN T. FRYE



## SOME NEW PROBLEMS

"HEY, MAC," Barney addressed his employer working beside him at the service bench, "I got a letter from a cousin of mine in the service game down south, and he says the most dependable TV station in his fringe area is about to boost its power. He knows that our best station in Center City did the same thing about a month ago, and he was wondering if I could cue him on the real difference a boost in power makes and the kind of new service problems such a change produces. He says having this information would sort of give him the edge on his competition."

"Get out your little notebook," Mac commanded. "I'm really loaded on that subject. At least I'm loaded on the subject of the change that was produced here. In another location, things might not work out the same."

"He understands that," Barney replied, "but he thinks the two cases are similar enough so that he can learn a lot about what will happen in his town from what did happen in ours."

"Okay, then. First, he should know what changes actually were made at the channel 6 transmitter in Center City. A complete new transmitter and antenna were installed at a new location. The old antenna was about 500 feet high, while the new one is exactly 1019 feet tall; but in addition the new antenna is situated on higher ground so that the total increase in antenna height above sea level is exactly 660 feet. Moreover, the new antenna is about ten miles closer to us than the old one. That means a reduction in transmitter distance from seventy-five to sixty-five miles. Finally the video power was boosted from 30.8 kilowatts erp to 100 kw., and the audio power was upped from 18.1 kw. to 50 kw. All

three factors—the increase in power, the higher antenna, and the lessening of the distance from us—work together to improve our signal."

"And being down in a valley like we are, that signal could stand a lot of improvement," Barney broke in. "Can we give him facts to gnaw on?"

"We sure can. On the night the changeover took place, I had a pretty elaborate setup to measure the difference. The tape recorder was running off the TV speaker to show the difference in sound. My camera was set up on a tripod in front of the screen so that I could take pictures of that screen just before and immediately after the changeover. One signal strength meter was tuned to the audio carrier, and another was set on the video carrier. Just before the switch was thrown, I snapped the camera shutter and readings were taken of both signal strength meters. Directly after the change, the screen was photographed again, and another reading was taken of each meter."

"Well, what happened?" Barney demanded impatiently.

"Fortunately the old station was coming in very poorly that night; so the difference was all the more marked. Just before the change the sound was somewhat noisy and the picture was so snowy figures on the screen could barely be made out. The pointers of the field strength meters were moving restlessly up and down on the very bottom of their most sensitive scales."

"And after the change?"

"The sound became absolutely quiet. The picture was wiped entirely free of snow, and fine detail and gleaming highlights appeared. All tendency to jitter and lose sync was gone. The

video field strength meter jumped from 9 to 150 microvolts and held steady. The audio field strength meter, which was not calibrated directly in microvolts, indicated a ten times gain in signal strength."

"How did the pictures come out?"

"Fine. Upon being developed, they faithfully recorded a startling difference. In fact, since the station management asked for reports on the effect of the changeover, I mailed in the pictures and they were shown on one of the 'TV Mailbag' type of programs as evidence of the improvement in reception at a considerable distance from the station."

"That ought to zero Cousin Jethro in as to what he can expect in the way of improved reception," Barney said as he scribbled in his notebook; "now what shall I tell him about the new service problems this stronger signal brings on?"

"Well, right off the bat he can expect a small rash of calls from customers owning sets with manual adjustments for different signal strengths. The a.g.c. threshold controls, sync-locking circuits, local-distance controls, etc., that have been set to handle only an extremely weak signal will have to be reset to prevent excessive contrast or picture tearing. As a matter of fact, though, there will probably not be too many of these. In the first place, a great many sets are designed to take care of an extremely wide range of signal strength automatically. Those with such manual controls have normally not been set for too weak a signal because even with the old station the signal received often peaked up, under the influence of a thermal inversion, to several hundred microvolts. Service technicians quickly found out that these controls had to be set to take care of these wild excursions of signal strength that take place in a fringe area; so most of the sets here were able to take the increased power in stride.


"An important thing is that the increase in power cuts down on 'nuisance calls.' Before, every time we had a period of poor reception in this area, we got several calls from customers who wanted us to come out and check over their sets because they felt something must be wrong. This presented a rather delicate situation. From observing our own reception we felt reasonably sure nothing was wrong with the customer's set and that quite likely it would not perform a bit better after we checked it over and collected our service charge than it did before; yet to tell him this was to belittle his own judgment and to leave the impression we were not eager for his business. While we naturally were paid for making these calls, they were not conducive to creating good will, and the reputable service technician sincerely means it when he labels them 'nuisance calls.' Now, though, when we get a complaint, it usually means something is really wrong."

(Continued on page 82)

# IT'S NEW! DIRECT to YOU from the manufacturer

## NEW Approved policy

- ✦ Now, for the first time you can buy high-quality audio, test, TV, AM-FM receiving equipment at unheard-of low prices!
- ✦ New Approved policy eliminates percentages to "middlemen"—brings equipment direct from factory to you for buys that can't be beat . . . anywhere!




### New Imperial V — 12-tube AM-FM Tuner Kit

- Band width—200 kc
- Tuned RF stage
- Tuning Range 88-108 mc
- Sensitivity 5-10 u/v, 20-30 db
- Iron core tuned I.F. disc. trans.
- 6CB6 RF amplifier • 6AB4 mixer
- 6AB4 oscillator • 6AU6 1st I.F. amplifier
- 6AU6 2nd I.F. amplifier
- 6AU6 1st limiter • 6AU6 2nd limiter
- 6AL5 detector • 6C4 cathode follower output
- AM tuning range 530-1650 kc • 6BA6 RF amplifier
- 6BE6 converter • 6BA6 1st I.F. amplifier • 1N34 or 1N60 crystal diode detector • Tuned RF stage • Chassis dimensions: 9 3/4" long, 5" high, 8" w.


Complete kit of parts including tubes, pictorial and schematic diagrams ..... **\$3750**  
Wired and tested. \$5.00 additional

### New Model A-800 Pre-Amp kit



- Floated tubes to prevent tube microphonism • 3 input connectors—magnetic, crystal, radio • Input selector switch • Overall gain control
- 6 position equalizer switch for GE and Pickering cartridges
- High-low tone controls approx. 15 db • Tubes: 2-7F7
- Power required: 6.3v AC or DC, .6 amp., 180-220v DC at 7 milliamps

Kit with complete, illustrated instruction book **\$1595**




### New V-5 AM Receiver Kit

## THE BINAURAL TWINS Start Your Hi-Fi Installation the Economical Way

- Self-contained AC power supply
- Tuning range 530-1650 kc
- 6BA6 RF Amplifier
- 6BE6 converter
- 6BA6 1st I.F. amplifier
- 6AL5 detector
- 6C4 cathode follower output
- Sensitivity 5 microvolts
- Iron core tuned coils throughout
- Dimensions 9 3/4" x 5" x 5 7/8"
- #65 selenium rectifier
- 3 section variable cond.
- Tuned RF stage

Complete kit of parts, including AC power supply, tubes, pictorial and schematic diagrams..... **\$2450**



### New V-9 FM Receiver Kit

- Self-contained AC Power Supply
- 3 section variable condenser
- Tuning range 88-108 mc
- Band width 200 kc
- Sensitivity 10 microvolts 20 db
- Tuned RF stage
- Iron core tuned I.F.—disc. trans.
- 6CB6 R.F. amplifier
- 6AB4 mixer
- 6AB4 oscillator (temp. compensated)
- 6AU6 1st I.F. amplifier
- 6AU6 2nd I.F. amplifier
- 6AU6 1st limiter
- 6AU6 2nd limiter
- 6AL5 detector
- 6C4 cathode follower output
- #65 selenium rectifier
- Dimensions 9 3/4" x 5" x 5 7/8"

Complete kit of parts including AC power supply, tubes, pictorial and schematic diagrams..... **\$2950**



### New A-465 Field Strength Meter 0-100 Microvolts Full Scale

- 12 Channel High Gain (standard coil) cascade turret tuning front end
- 6BQ7—RF
- 6J6 oscillator-mixer
- 6CB6 high gain 1st I.F.
- 6AU6 high gain 2nd I.F.
- 1N34 crystal diode (meter rectifier circuit) 2nd detector
- 6AU6 amplifier (for earphone or scope use) picture carrier only
- Signal indicator, 6" large face, 0-500 microammeter
- Self-contained power supply 115 volts, 60 cycles
- Calibrated in relative microvolts—2 scales: 0-100 microvolts and 25-30,000 microvolts
- UHF calibrated reference scale
- Panel mounted "Off-On" indicator
- 300 or 72 ohm output
- UHF strips available on order

Wired and tested with tubes and instruction book **\$5950**

### New A-900 UHF Signal Generator 450-900 MC on Fundamentals

- Power supply: 115-125v, 60 cycles
- 3" calibrated output meter, 1 volt
- 1 volt minimum across the band
- 50 ohm terminated output cable
- Large 6" dial, accurately calibrated in megacycles and spot channels
- Stable operation—low leakage
- RF attenuator 0-120 db total
- Drift after warmup negligible
- 400 cycle internal modulation
- Separate modulation control
- Cavity tuning system
- Dimensions: 12" x 10" x 8"

Wired and tested with tubes and instruction book **\$5950**

## FREE CATALOG OFFER!

Write today for free complete Approved catalog!



**APPROVED**  
ELECTRONIC INSTRUMENT CORP.  
928 BROADWAY NEW YORK 10, N. Y.

# THIS professional TRAINING IS THE KIND THAT Really Pays Off!

... and it costs only a fraction of what you might expect to pay!

**FIX ANY RADIO OR TV SET EVER MADE...easier...better...faster**

Backed by the how-to-do-it methods so clearly explained in this one big 822-page book, you'll be prepared for fast, accurate service on any radio or television receiver ever made.

Best of all, the cost is only \$6.75 (or see money-saving combination offer in coupon).

Radio & Television TROUBLESHOOTING AND REPAIR by Ghirardi & Johnson is far and away the world's most modern, easily understood guide. Step by step, it takes you through each service procedure... from locating troubles with less testing to repairing them promptly by fully-approved professional methods... the kind that enable you to handle tough jobs as slick as you now do the easy ones.

**COMPLETE SERVICE TRAINING**

For beginners, this giant book is a complete service training course. For experienced service-

men, it is a quick, easy way to "brush up" on specific jobs; to develop better methods and shortcuts and to find fast answers to tough jobs.

Here are just a few of the subjects covered: Components and Their Troubles; Basic Troubleshooting Methods; "Static" and "Dynamic" Testing; Practical Troubleshooting Tips and Ideas; AC/DC, 3-way Portable and Battery Set Troubleshooting Problems; Servicing Communications Receivers; a Complete Guide to Television Service; AM, FM, and TV Realignment Made Easy; Resistor, Capacitor, Inductor and Transformer Problems; Servicing Tuning, Selector and Switching Mechanisms; Loudspeakers; Servicing Recorders and Record-playing Equipment... and dozens more. 417 illustrations. Read TROUBLESHOOTING AND REPAIR for 10 days AT OUR RISK!

**LEARN BASIC CIRCUITS FULLY... and watch service "headaches" disappear**

It's amazing how much easier and faster you can repair radios, television sets and even industrial electronic equipment when you know all about circuits and what makes each one "tick."

You locate troubles in a jiffy because you know what to look for and where to look.

You make repairs lots faster, better and more profitably!

Actually, there are only a comparatively few BASIC circuits in modern equipment. Radio & Television RECEIVER CIRCUITRY AND OPERATION by Ghirardi and Johnson gives you a complete understanding of these as well as their variations. It teaches you to recognize them... to under-

stand their peculiarities and likely "troublespots" and shows how to eliminate useless testing and guesswork in making repairs.

**LEARN MORE—EARN MORE!**

Throughout, this 669-page book with its 417 clear illustrations gives you the kind of above-average professional training that fits you for the better, big pay jobs in either servicing or general electronics. Covers all circuits in modern TV and radio receivers, amplifiers, phono-pickups, record players, etc. Price only \$6.50... or see money-saving offer in coupon. Examine it 10 days at our risk!



**Short-Wave Receiver**  
(Continued from page 63)

from being transmitted directly to the condenser and detuning it.

Millen plug-in coil forms were used for winding the coils. They consist of a 1/2" o.d. polystyrene tube mounted on a low-loss octal base and fitted with polystyrene spacers and an aluminum shield. The r.f. coil was wound on a form (Millen No. 74001) having a powdered iron tuning slug to permit easy alignment of the r.f. circuit. No. 28 and No. 30 plain enameled magnet wire was used, as indicated, and all coil elements were wound in the same direction on the form. Fig. 2 shows the pins to which the coil elements are connected, the corresponding socket connections being indicated on the circuit diagram. Before starting to wind the coils, about six holes were drilled around the outside edge of each spacer. In winding an element of the coil, the wire was passed through a convenient hole and anchored temporarily by twisting it to a base pin. After winding, the end of the wire was similarly anchored. Then, after judging the correctness of the spacing, the coil element was coated with polystyrene dope before winding the next element. The leads were not soldered to the pins until the coil was completely wound and doped.

The trimmers which form a part of the variable tuning condenser were used for making the alignment adjustments on range 1. It was found, however, that additional trimmer capacitance was required in the r.f. circuit of range 2. To provide this, a separate trimmer was mounted under the chassis and connected to pin 4 of the r.f. coil socket. A jumper between pins 3 and 4 of the range 2 r.f. coil automatically connects it across the r.f. tuning condenser when the range 2 coil is plugged in.

It is suggested that only one set of coils be made at first so that the various adjustments can be mastered before winding the other set. With a little experimenting, coils can be wound for other ranges, if desired.

**Adjustment and Operation**

After checking the wiring, connect the batteries, and check the voltage between pins 1 and 8 of each tube socket before inserting the tubes. Use a voltmeter or a 1 1/2" volt flashlight bulb. If the filament voltage is correct, insert the tubes, and connect the antenna, ground, and phones. Turn on, and advance the regeneration control (increase capacitance). The receiver should go into oscillation at some setting of the regeneration control with a soft hiss, or a click if the control is turned rapidly. Signals should be heard on turning the tuning dial.

If the receiver does not oscillate, it is more than likely that the feedback coil (L<sub>s</sub>) connections have been made

**The books that REALLY SHOW YOU HOW!**

More radio-TV technicians have trained from Ghirardi books than any others of their kind! Almost 1300 pages and over 800 pictures and diagrams in these two new books explain things so clearly it's next to impossible for you to go wrong. Each book is strictly up-to-the-minute... NOT a re-hash of old, out-moded material.

**FREE EXAMINATION...easy terms!**

Dept. RN-104, RINEHART & CO., INC.  
232 Madison Ave., New York 16, N. Y.

- Send books indicated for FREE EXAMINATION. In 10 days, I will either remit price indicated plus postage or return books postpaid and owe you nothing.
- Radio & TV TROUBLESHOOTING AND REPAIR (Price \$6.75)
  - Radio & TV CIRCUITRY AND OPERATION (Price \$6.50)
  - COMBINATION OFFER... Both books only \$12.00 (Regular price separately \$13.25... you save \$1.25)

(Combination offer is payable at rate of \$3 (plus postage) after 10 days if you decide to keep books, and \$3 a month thereafter until \$12 has been paid.)

Name.....  
Address.....  
City, Zone, State.....  
OUTSIDE U.S.A. . . . \$7.25 for TROUBLESHOOTING & REPAIR; \$7.00 for CIRCUITRY & OPERATION; \$13.00 for both books; Cash with order, but money refunded if you return books in 10 days.




NEW 1955

# Heathkit

## Engineering Features

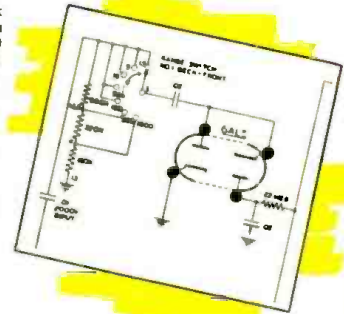
### New PRINTED CIRCUITS

One of the many tremendous improvements in the new 1955 Heathkits is the use of an etched metal process printed circuit board. Printed circuits will be used in Heathkits whenever they will affect construction simplification, performance stabilization, and lend themselves to instrument design. Now for the first time a kit instrument company offers the advantages of modern printed circuit instrument construction technique. For the first time consideration has been given toward reducing kit assembly time. Also this is the first time that printed circuit boards have been hand soldered on a volume basis. Offered only by Heathkit, the pioneer and leader in kit instrument design.



### New PEAK-TO-PEAK VTVM CIRCUIT

New 6AL5 full wave rectifier in AC input circuit permits full scale peak-to-peak measurements. Seven ranges — upper limits 4000 volts peak-to-peak. Just the thing you TV servicemen have needed in making TV circuit voltage checks. Precision resistor voltage divider limits AC RMS level to 150 volts. Prevents overloading the rectifier — extends upper limit AC RMS ranges to 1500 volts — further protects meter and circuitry against AC flash-over or arcing. Another definite example of continuing Heathkit design leadership in the kit instrument field.



### New HIGH READABILITY PANELS

New 1955 Heathkits feature complete panel redesign. Sharp white lettering applied to the beautiful charcoal gray panels, provide a new high in readability. Lettering is easy-to-read open style and panel calibrations are vividly clear against the pleasing soft gray background. New knobs of exclusive Heathkit design.



### New 3" UTILITY SCOPE

The new 3" Scope is a "natural" for the well rounded line of Heathkit instruments. Small in size, 11 3/4" deep, 6 1/2" wide, 9 1/2" high, yet big in performance. Just think of the value. An Oscilloscope for \$29.50. Brilliant intensity, sharp focusing, wide positioning range. An ideal portable Scope for the TV serviceman — a second shop scope — modulation monitor for you hams (deflection plate terminals in rear of cabinet). Performance to spare for all general scope applications. See specifications on following page.

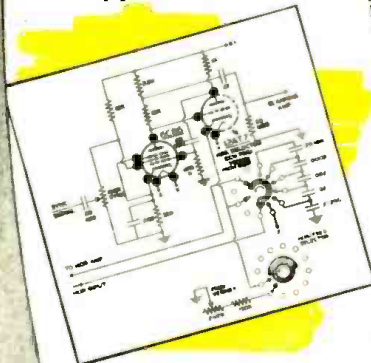


### New STYLING New COLOR

New styling and coloring is responsible for tremendous improvement in Heathkit appearance. The new instrument panel color combination is high definition white lettering in a soft charcoal gray panel. Cabinet color is a lighter feather gray. The satin gold baked enamel cabinet for the WA-192 Pre-amplifier is further indicative of the modern precessing trend in Heathkit styling.



### New SCOPE SWEEP CIRCUIT 10 CYCLES — 500 KC



New 1955 Heathkit Model 0-10 Scope features a new wide frequency range sweep generator covering 10 cycles to 500,000 cycles. This coverage is available in five virtually decade sweep ranges and is five times greater than the sweep frequency range usually available. Excellent retrace time characteristics, actually less than 20% at 500 KC. Use of the free running Heath circuit provides a larger margin of stability and a new high in Heathkit Scope performance.

### Continuing PROGRESS FUTURE LINE EXPANSION



The outstanding improvements featured in the 1955 Heathkit line are representative of the progress characterized by Heath Company operation. Long range planning will provide a continuing succession of new kit releases to further expand the Heathkit line which already represents the world's greatest selection of electronic kits. The innovations in the 1955 line, are representative of additional new models scheduled for release for the coming years.

SEE THE INSTRUMENTS  
ON THE FOLLOWING PAGES

**HEATH COMPANY • Benton Harbor 15, Mich.**

# Heathkit ELECTRONIC SWITCH KIT

The basic function of the Heathkit Electronic Switch Kit is to permit simultaneous oscilloscope observation of two separate traces which can be either separated or superimposed for individual study. This is accomplished through the use of two individually controlled inputs working through amplifier, multi-vibrator, and blocking stages. The output of the Electronic Switch is connected directly to the vertical input of the Oscilloscope. A typical example of usefulness would be simultaneous observation of a signal or waveform as it appears at both the input and output stages of an amplifier.

## APPLICATIONS

An Electronic Switch has many applications to increase the over-all operating versatility of your oscilloscope. It can be used to check amplifier distortion—audio crossover networks—phase inverter circuits—to measure phase shift—special waveform study, etc. The instrument can also be conveniently used as a square wave generator over the range of switching frequencies, often providing the necessary wave form response information without incurring the expense of an additional instrument. Ownership of this instrument will reveal many entirely new fields of oscilloscope application and will quickly justify the modest cost of the Electronic Switch Kit.

Tubecomplement:  
2-6X4, 2-6SN7,  
1-6X5.

Continuously variable  
switching rates in three  
ranges from less than 10  
CPS to over 2000 CPS.

Individual input  
gain controls, position  
control, coarse frequency  
control, and fine  
frequency control.

Transformer operated for  
safety when used in con-  
junction with other equip-  
ment.



MODEL 5-2

**\$23.50**

Shpg. Wt.  
8 lbs.

# Heathkit VOLTAGE CALIBRATOR KIT



MODEL VC-2

**\$11.50**

Shpg. Wt. 4 lbs.

Another useful oscilloscope accessory particularly in circuit development work and in TV and radio service work. The Voltage Calibrator provides a convenient method for making peak-to-peak voltage measurements with an oscilloscope, by establishing a relationship on a comparison basis between the amplitude of an unknown wave shape and a known output of the voltage calibrator. Peak-to-peak voltage values are read directly from a calibrated panel scale without recourse to involved calculations.

## FEATURES:

To off-set line voltage supply irregularities, the instrument features a voltage regulator tube. A convenient "signal" position on the panel switch by-passes the calibrator completely and the signal is applied through the oscilloscope vertical input, thereby eliminating the necessity for constantly transferring test leads.

## RANGES:

With the Heathkit Voltage Calibrator it is possible to measure all types of complex waveforms within a voltage range of .01 to 100 volts peak-to-peak. Build this instrument in a few hours and enjoy the added benefits offered only through combination use of test equipment.

# Heathkit LOW CAPACITY PROBE KIT



No. 342

**\$3.50**

Shpg. Wt. 1 lb.

An oscilloscope accessory, the 342 Low Capacity Probe permits observation of complex TV waveforms without distortion. An adjustable trimmer provides proper matching to any conventional scope input circuit. Excellent for high frequency, high impedance, or broad bandwidth circuits. The attenuation ratio can be varied to meet individual requirements.

# Heathkit SCOPE DEMODULATOR PROBE KIT



No. 337-C

**\$3.50**

Shpg. Wt. 1 lb.

Extend the usefulness of your oscilloscope by observing modulation envelopes of RF or IF carriers found in TV and radio receivers. The Heathkit Demodulator Probe will be helpful in alignment work, as a gain analyzer and a signal tracer. Easy construction with the new modern printed circuit board. Voltage limits are 30 volts RMS and 500 volts D.C.

# HEATH company

BENTON HARBOR 15,  
MICHIGAN

incorrectly. Check the connections, and reverse if necessary. If the receiver cannot be made to oscillate at the low-frequency end of the range (condenser plates in), the number of turns on  $L_5$  may be too small, and if it cannot be made to stop oscillation at the high-frequency end, the number of turns may be too large. However, unless the number of turns on  $L_5$  appears to be grossly incorrect, it is better to proceed with alignment before making the final adjustments on  $L_5$ .

A standard signal generator is needed for the proper alignment of circuits. With the antenna and ground connected, couple the signal generator loosely to the antenna by means of an unshielded lead from the signal generator placed near the receiver. Turn the gain control to maximum (zero bias) and allow it to remain there throughout the alignment operation. Set the detector trimmer near the mid-point of its capacitance adjustment and then do not change this setting. Set the tuning condenser near maximum capacitance and the regeneration control well below oscillation. Tune the signal generator until its signal is heard. Adjust the receiver tuning dial and then the r.f. coil slug for maximum signal, and repeat. It should be possible to turn the slug in either direction and reduce signal strength. If this is not the case, the detector is too near oscillation. Now set the tuning condenser near minimum capacitance, retard regeneration, and again tune the signal generator until its signal is heard. Adjust first the receiver tuning dial and then the r.f. trimmer for maximum signal, again noting that turning the screw in either direction reduces signal strength. Now turn again to the low-frequency end and repeat the entire process. Continue until no further changes are required in going from the high-frequency end of the range to the low-frequency end.

In adjusting range 2, leave the trimmer on the r.f. section of the tuning condenser set for range 1 (assuming range 1 has been adjusted first), and adjust the auxiliary trimmer. If it is found that range 1 requires the greater r.f. trimmer capacitance, the jumper between pins 3 and 4 on the range 2 r.f. coil should be removed and placed on the range 1 r.f. coil.

Final adjustments may now be made on  $L_5$ . Increase or decrease the number of turns, as required, to provide more or less feedback. It should be possible to find an adjustment of turns on  $L_5$  which will permit the receiver to be put in or out of oscillation over the entire tuning range at some setting of the regeneration control. If this is not the case, try the following steps in order: check alignment, check connections of  $L_5$ , and reverse if necessary, change the length of the antenna, change the number of turns on  $L_5$  slightly, detune the r.f. circuit slightly, reverse  $L_5$ .

It is not necessary for the frequen-


RADIO & TELEVISION NEWS

# NEW *Heathkit* 5" PUSH-PULL OSCILLOSCOPE KIT PRINTED CIRCUIT


The new 1955 Heathkit Model O-10 is the first truly color television kit oscilloscope with necessary high sensitivity and bandwidth. Outstanding instrument appearance is the result of new modern styling and color harmony. The first kit constructed oscilloscope to offer a labor-saving printed circuit board. New sweep generator with frequency range five times greater than previous models. Additional major improvements are a new high voltage power supply, improved vertical and horizontal electronic positioning control action, extreme horizontal amplifier sensitivity for trace magnification over three times CRT face width.

**NEW SWEEP GENERATOR:** The first sweep generator outside of expensive Laboratory units to go above 100 KC. Yet this new Heathkit has five times the frequency range with stable, locked-in traces. Complete range 10 cycles to 500,000 cycles. The generator has such excellent synchronization characteristics, that the results closely approximate a triggered sweep and under most conditions, the trace is locked to a multiple of sync frequency throughout the entire control range. Sweep multi-vibrator is direct coupled pentode-triode and frequency determining capacitors are not part of multivibrator circuit.

Simplified, standardized construction technique of vertical and horizontal amplifier construction made possible through the use of a single printed circuit board.



Clean, open, under chassis construction and wiring. Possible only through use of pre-cabled wiring harness, and simplified printed circuit boards.



First color television service Oscilloscope with necessary high sensitivity and full 5 megacycle bandwidth.

New printed circuit construction, all components mounted on high insulation surface resulting in uniformly low circuit capacities.

New type wide frequency range Heath sweep generator, 10 cycles to 500,000.

New electronic positioning controls for instantaneous, definite positioning without bounce or overshoot.

New 5B1 CR tube



New cabinet styling and color harmony—charcoal gray panel with high readability white lettering.

MODEL O-10

**\$69<sup>50</sup>**

Shpg. Wt. 27 lbs.

**SENSITIVITY AND BANDWIDTH:** Operating characteristics of the newly designed vertical amplifier provide a high degree of sensitivity (25 millivolts per inch) and excellent bandwidth characteristics 5 cycles to 5 MC (down only 5 db). Only the new Heathkit Oscilloscope has the necessary sensitivity for full 5 megacycle bandwidth for color servicing. Uniformly high level operation with a high degree of stability is assured through the use of new printed circuit board construction. Printed circuits reduce the assembly time, error possibility, and provide rigid mounting for all components.

New horizontal amplifier provides trace width three times the diameter of the CR tube. This new amplifier together with DC positioning, allows greater magnification of trace for observation of small transients and step portions of TV sync pulses.

**OTHER OUTSTANDING FEATURES:** Retrace amplifier—Z axis modulation—peak-to-peak voltage calibrating source with calibrated grid—all plastic molded condensers for long trouble-free life and drift elimination—voltage regulated power supply—new wiring harness for neat professional appearance—new cabinet styling and color harmony. Combinations of design and performance features available only in the new Heathkit O-10 Oscilloscope.

## NEW *Heathkit* 3" PRINTED CIRCUIT OSCILLOSCOPE KIT

MODEL OL-1

**\$29<sup>50</sup>** Shpg. Wt. 15 lbs.

New easy-to-build printed circuit board with high insulation factor.

New Heathkit instrument styling—charcoal gray panel with high readability white lettering.

New Heath twin triode sweep generator 15-100,000 cycle sweep.

New compact utility Scope—light-weight—portable for service work.

Deflection plate terminals—ideal for ham transmitter modulation monitoring.

Here is the newest addition to the line of Heathkit Oscilloscopes. Just the instrument you servicemen, hams, students, and experimenters have been asking for. A general purpose low priced utility scope to be used in everyday work. Through the use of a 3" 3GP1 CRT it has been possible to reduce the cabinet size and weight so that the instrument is a compact portable unit especially useful for TV servicemen to carry on home service calls and as an extra shop utility scope. At this low price every ham can afford an oscilloscope for transmitter modulation monitoring. Convenient slide switch controlled terminals at rear of scope cabinet.

**PRINTED CIRCUIT:** This new Heathkit uses a prefabricated printed circuit board to standardize amplifier and sweep generator assembly. Cuts building time in half, eliminates major portion of wiring, and insures exact duplication of engineering pilot model. Condensers, resistors, and tube sockets are mounted directly on the board and soldered in place.

**DESIGN FEATURES:** Cathode follower input circuits in both vertical and horizontal amplifier—electronic positioning control for wide range of vertical or horizontal spot deflection—Heath twin triode sweep generator—provisions for external and internal sync—external and internal sweep—60 cycle line sweep—Chicago power transformer—4 section electrolytic filter condenser—plastic molded bypass and coupling condensers. Tube lineup 4-12AU7 horizontal and vertical amplifiers, 12AX7 sweep generator, 6X4 low voltage rectifier, 1V2 high voltage rectifier, 3GP1 CRT. Cabinet size 11 3/4" deep x 6 1/2" wide x 9 1/2" high. A terrific instrument value at \$29.50.

## NEW *Heathkit* 5" PRINTED CIRCUIT OSCILLOSCOPE KIT

MODEL OM-1

**\$39<sup>50</sup>** Shpg. Wt. 24 lbs.

Printed circuit board construction for accurate trouble-free assembly.

Twin triode Heath sweep generator 15-100,000 cycle range.

By popular request we are again offering a 5" full sized general purpose Oscilloscope using a 5B1 CRT. All of the necessary design features for servicemen, students, experimenters, hams, etc. This fine oscilloscope value features printed circuit board construction for easy assembly and reduced wiring time. Also features the new Heathkit styling and color harmony with the charcoal gray panel and white lettering for high readability.

**SWEEP GENERATOR:** Sweep generator range using Heath twin triode circuit 15-100,000 cycles in four positions. Provisions for external as well as internal sweep and external or internal sync in addition to 60 cycle line sweep. Easy positive synchronization.

Heavy duty power supply using TV type 1V2 high voltage rectifier assures adequate accelerating potential for good trace definition. Deflection plate direct terminal connections available on rear of cabinet. Useful in transmitter modulation checking.

Good performance, simplified operation, and easy assembly are all characteristics of this new model Heathkit Oscilloscope.



**HEATH** company  
BENTON HARBOR 15,  
MICHIGAN

# Heathkit MULTIMETER KIT

The new Heathkit Multimeter is a "must" to complete the instrument lineup of any well equipped service shop. Here is an instrument packed with every desirable service feature, many of which are not found in other Multimeters. All of the measurement ranges you need or want. High sensitivity 20,000 ohms per volt DC; 5,000 ohms per volt AC.

#### ★ ADVANTAGES

Complete portability through freedom from AC line power operation—provides service ranges of direct current measurements from 150 microamps up to 15 amperes—can be safely operated in RF fields without impairing accuracy of measurement.

#### ★ RANGES

Full scale AC and DC voltage ranges are 0-1.5, 5, 50, 150, 500, 1500 and 5,000 volts. Direct current ranges are 150 microamps, 15, 150 and 500 milliamperes and 15 amperes. Resistances are measured from .2 ohms to 20 megohms in 3 ranges and db range from -10 to +65 db.

#### ★ CONSTRUCTION

The Heathkit MM-1 features a unique resistor ring switch mounting assembly procedure. With this method of assembly the precision resistors are wired to the rings and range switch before actual mounting of the switch to the instrument panel. This procedure affords the advantage of simpler construction yet complete accessibility of precision resistors in event replacement is ever required. Ohmmeter batteries were selected for convenience of replacement and only standard commercially available types are used. Batteries consist of 1 type C flashlight cell and 4 Penlite cells. All batteries and necessary test leads are furnished with the kit.

20,000 ohms per volt sensitivity DC; 5,000 ohms per volt AC.

Polarity reversal switch eliminates transferring of test leads.

All 1% precision multiplier resistors—sensitive 50 microamp 1 1/2" Simpson meter.

Total of 35 meter ranges on two color scale.

New modern rubberized styling—attractive appearance.



MODEL MM-1

**\$26.50**

Shpg. Wt. 6 lbs

## Heathkit HANDITESTER KIT



MODEL M-1

**\$14.50**

Shpg. Wt. 3 lbs.

The Heathkit Model M-1 Handitester readily fulfills major requirements for a compact, portable volt-ohm milliammeter. The small size of the smooth gleaming molded bakelite case permits the instrument to be tucked into your coat pocket, toolbox or glove compartment of your car. Always the "Handitester" for those simple repair jobs.

#### RANGES:

Despite its compact size, the Handitester is packed with every desirable feature required in an instrument of this type. AC or DC voltage ranges, full scale, 10, 30, 300, 1,000 and 5,000 volts. 2 convenient ohmmeter ranges 0-3,000 ohms and 0-300,000 ohms. 2 DC milliammeter ranges 0-10 milliamperes and 0-100 milliamperes.

#### CONSTRUCTION

The instrument uses a 400 microampere meter movement which is shunted by resistors to provide a uniform 1 milliampere load in both AC and DC ranges. This design allows the use of but 1 set of 1% precision divider resistors on both AC and DC and provides a simplicity of switching. A small hearing aid type ohms adjust control provides the necessary zero adjust function on the ohmmeter range. The AC rectifier circuit uses a high quality Bradley rectifier and a dual half wave hookup. Necessary test leads and battery are included in the price of this popular kit.

## Heathkit RESISTANCE SUBSTITUTION BOX KIT

MODEL RS-1

**\$5.50**

36 standard RTMA 1 watt resistor values between 15 ohms and 10 megohms with an accuracy of 10% are at your fingertips in the Model RS-1 Resistance Substitution Box kit. This sturdy and attractive accessory will easily prove its worth many times over as a time saving device. Order several today.



Shpg. Wt. 2 lbs.

## Heathkit CONDENSER SUBSTITUTION BOX KIT

MODEL  
CS-1



18 standard RTMA values are available from .0001 mfd to .22 mfd. An 18 position switch set in the panel of an attractive bakelite case allows quick changes without touching the test leads. Invest a few minutes of your time now and save hours of work later on.

**\$5.50**

Shpg. Wt. 2 lbs.

# HEATH company

BENTON HARBOR 15,  
MICHIGAN

cies at the end of the ranges to coincide exactly with the values given in Fig. 2. The two ranges should have a small overlap, however. The frequency ranges may be adjusted by varying the detector trimmer or changing the number of turns on  $L_1$  depending on whether the adjustment is desired at the high or low frequency end. Remember that changing the detector trimmer changes the high-frequency limit of both ranges. Preferably do not change  $L_1$  by more than 1 turn on range 2, or 3 or 4 turns on range 1 since other adjustments on the coils might then be required. The set must be re-aligned, of course, after any changes are made in the detector circuit.

The number of turns given for the antenna coil,  $L_1$ , will probably be found satisfactory, but for optimum results the constructor may wish to adjust this coil for the particular antenna and location used. Changing the number of turns apparently did not affect alignment appreciably, although it would be well to check the alignment after any such adjustments are made.

It should be noted that a somewhat more straightforward method of alignment could have been used if it were possible to attach a separate trimmer to each r.f. and detector plug-in form to tune its grid coil ( $L_2$  and  $L_3$ ). As it is, one detector trimmer adjustment serves both ranges.

Actually, the alignment of the circuits is not difficult, and could be repeated quickly after the constructor has once learned the significance of the adjustments. Nor is alignment highly critical. Since the r.f. circuit tunes rather broadly, the set will function quite well even if the r.f. circuit is slightly out of tune with the detector.

In operation, the gain control is usually allowed to remain at its maximum setting, and volume is controlled by means of the regeneration control. The gain control is used mainly to reduce very strong signals. Put the receiver in oscillation and tune until a squeal is heard. Then reduce regeneration until oscillation just stops, tune for maximum response, and adjust the regeneration control until the signal reaches the desired volume. Strong signals, or signals whose location is known exactly, may be tuned with the receiver not in oscillation. In tuning for c.w. signals, the set is kept in oscillation so that the detector may produce its beat note with the signal. The pitch of the beat note is controlled by careful adjustment of the tuning dial, and its volume is controlled by advancing the regeneration control beyond the point where the detector starts to oscillate, which is the most sensitive point for c.w. reception.

The receiver is well adapted to experimenting if the constructor is so inclined. The use of plug-in coils makes it comparatively easy to adjust coils without disconnecting leads or working in inaccessible places. If coils

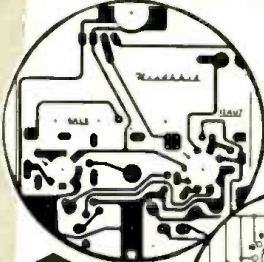
RADIO & TELEVISION NEWS

# NEW Heathkit VACUUM TUBE VOLTMETER KIT PRINTED CIRCUIT DESIGN

Another outstanding example of continuing Heath Company pioneering and leadership in the kit instrument field. A new **printed circuit VTVM**. New peak-to-peak circuit—new styling and new panel design. A prewired, prefabricated printed circuit board eliminates chassis wiring, cuts assembly time in half, assures duplication of Engineering pilot model specifications, and virtually eliminates possibility of construction error.

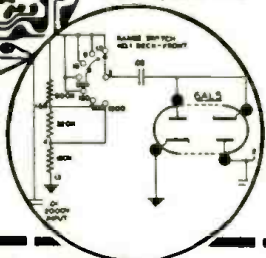
### CIRCUIT:

A 6AL5 tube operated as a full wave AC input rectifier permits seven peak-to-peak voltage ranges with upper limits of 4000 volts P-P. Just the ticket for you TV serviceman. Voltage divider in the 6AL5 input circuit limits applied AC input to a safe level. This circuitry and the isolation of the meter in the cathode of the 12AU7 bridge circuit affords a high degree of protection to the sensitive 200 microampere meter.



Full wave rectifier in AC input circuit. Read peak-to-peak and RMS volts with upper limit of 4000 P-P and 1500 volts RMS. Voltage divider input circuit.

The first kit instrument to offer a labor-saving, error-free printed circuit board. Your instrument an exact wiring replica of Engineering development model.



### RANGES:

Seven voltage ranges. 1.5, 5, 15, 50, 150, 500 and 1,500 volts DC and AC RMS. Peak-to-peak ranges 4, 14, 40, 140, 400, 1400, 4000. Ohmmeter ranges X1, X10, X100, X1000, X10K, X100K, X1 meg. Additional features are a db scale, a center scale zero position, and a polarity reversal switch.

### IMPORTANT FEATURES:

High impedance 11 megohm input—transformer operated—1% precision resistors. 6AL5 and 12AU7 tube—selenium power rectifier—individual AC and DC calibrations—smoother improved zero adjust control action—new panel styling and color—new placement of pilot light—new positive contact battery mounting—new knobs—test leads included.

The new V-7 also sets the pace as a kit instrument style leader. Smart, good-looking charcoal gray panel and soft leather gray cabinet. High readability panel with sharply contrasting white calibrations. The pleasing, eye catching, modern styling is in harmonious balance with the outstanding circuit design improvements. Easily the best buy in kit instruments.

New charcoal gray baked enamel panel with high readability, white lettering, soft leather gray cabinet, subdued pilot light indicator.

New printed circuit board for faster, easier construction—exact duplication of Lab development model.



New easy-to-read open panel layout. Off-on switch now incorporated in the selector switch.

MODEL V-7

**\$24<sup>50</sup>**

Shpg. Wt. 7 lbs.

New peak-to-peak meter scale—new color harmony—new knobs.

## Heathkit AC VACUUM TUBE VOLTMETER KIT MODEL AV-2

**\$29<sup>50</sup>**

Shpg. Wt. 5 lbs.

Extreme sensitivity has been emphasized in the design of the Heathkit AC VTVM. Ten full scale RMS ranges are .01, .03, .1, .3, 1, 3, 10, 30, 100, and 300 volts. Frequency response is substantially flat from 10 cycles per second to 50 KC with input impedance of 1 megohm at 1 KC. Will accurately measure as low as 1 millivolt at high impedance. Total db range is -52 db to +52 db. An excellent kit for measuring the output of phono cartridges and the gain of amplifier stages. Use it also to check power supply ripple, as a sensitive null detector, and for compiling frequency response data. Features one knob operation, 200 microampere Simpson meter and precision resistors.

ing the output of phono cartridges and the gain of amplifier stages. Use it also to check power supply ripple, as a sensitive null detector, and for compiling frequency response data. Features one knob operation, 200 microampere Simpson meter and precision resistors.

## Heathkit AUDIO WATTMETER KIT

Read audio power output directly without using external load resistors with the new Heathkit Audio Wattmeter. Built-in non-inductive load resistors provide impedances of 4, 8, 16, and 600 ohms. Flat response from 10 CPS to 250 KC. Full scale power ranges are 0-5 MW, 0-50 MW, 0-500 MW, 0-5 W and 0-50 W. Model AW-1 will operate continuously at 25 watts and has a duty cycle of 3 minutes at 50 watts. Total db range in five positions is -50 db to +48 db, using the standard 1 milliwatt 600 ohms.

MODEL AW-1

**\$29<sup>50</sup>**

Shpg. Wt. 6 lbs.



## Heathkit 30,000 VOLTS DC PROBE KIT

Measure up to 30,000 volts DC with the Heathkit VTVM and the 336 high voltage Probe. Precision resistor provides multiplication factor of 100. Can be used with any 11 megohm input VTVM. Housed in a Polystyrene two color sleek plastic probe body for safety of operation.

No. 336  
**\$4<sup>50</sup>**  
Shpg. Wt. 1 lb.

## Heathkit PEAK-TO-PEAK PROBE KIT



No. 338-C

**\$5<sup>50</sup>**

Shpg. Wt. 2 lbs.

Peak-to-peak values not exceeding 80 volts at a DC level of not more than 600 volts, can now be read directly by using 338-C Probe with previous model Heathkit VTVM's or any VTVM with 11 megohm input resistance. Probe construction features a modern printed circuit board for easy assembly. Frequency range 5 KC to 5 MC.

## Heathkit RF PROBE KIT

The Heathkit RF Probe will permit the measurement of RF voltages up to 250 MC with an accuracy of ±10%. The limits are 30 volts AC and a DC level of 500 volts. Designed for any 11 megohm input VTVM. Modern styling, Polystyrene aluminum housing, Polystyrene insulation, and printed circuit board for easy assembly.



No. 309-C

**\$3<sup>50</sup>** Shpg. Wt. 1 lb.

**HEATH company**  
BENTON HARBOR 15,  
MICHIGAN

# Heathkit 6-12 VOLT BATTERY ELIMINATOR KIT

Here is the new 12 volt Heathkit Battery Eliminator so necessary for modern up-to-date operation of your Service Shop. Furnishes either 6 or 12 volt output which can be selected at the flick of a panel switch. Use the BE-4 to service all of the new 12 volt car radios in addition to the conventional 6 volt models.

#### RANGES:

This new Battery Eliminator provides two continuously variable output voltage ranges. 0-6 volts D.C. at 10 amperes continuously or 15 amperes maximum intermittent and 0-12 volts D.C. at 5 amperes continuously or 7.5 amperes maximum intermittent. The output voltage is clean and well filtered, as the circuit uses two 10,000 mfd condensers.

The continuously variable voltage output feature is of definite aid in determining the starting point of vibrators, the voltage operating range of oscillator circuits, etc.

#### OTHER USES:

The controllable low voltage DC supply has many other applications besides primary use in car radio service work. Can be nicely used as a battery charger, or low voltage DC supply for electric trains. Has applications in high gain audio work requiring clean DC filament supply. Can be used for low power electro-plating or as a power supply for battery powered intercommunication systems.

Automatic overload relay—self resetting—fuse protected.

New 18 plate split type, heavy duty rectifier unit.



Continuously variable output voltage, either 6 or 12 volt operation.


Constant ammeter and voltmeter monitoring.

MODEL BE-4

**\$31.50**

Shpg. Wt. 17 lbs.

## Heathkit VIBRATOR TESTER KIT



MODEL VT-1

**\$14.50**

Shpg. Wt. 6 lbs.

This time-saving device will quickly pay for itself in your auto radio service shop. 6 volt vibrators can be checked instantly on the Good-Bad type meter scale. Operation requires only a variable DC voltage from 4 to 6 volts at 4 amperes. Model BE-4 Battery Eliminator is recommended for this application.

Five test sockets provide for the testing of hundreds of interrupter and self-rectifier types. Proper starting voltage is determined easily and accurately. Over-all quality is then unmistakably indicated on the panel mounted meter.

## Heathkit VARIABLE VOLTAGE ISOLATION TRANSFORMER KIT

Variable output voltage between 90 and 130 volts AC. Rated at 100 volt-amperes continuously and 200 volt-amperes intermittently. The principle function of the Heathkit Isolation Transformer is to isolate the circuit being tested from line interference being caused by motors, appliances, etc. It works backward too by isolating such devices from the line. Many other uses, especially with AC-DC type circuits. Do not confuse the Heathkit Isolation Transformer with the hazardous auto transformer type line voltage boosters.




MODEL IT-1

**\$16.50**

Shpg. Wt. 10 lbs.

## Heathkit IMPEDANCE BRIDGE KIT



MODEL IB-2

**\$59.50**

Shpg. Wt. 12 lbs.

The new Heathkit Impedance Bridge features built-in adjustable phase shift oscillator and amplifier. This instrument actually represents four instruments in one compact unit. The Wheatstone bridge for resistance measurements, the Capacity Comparison bridge for capacity measurements, Maxwell bridge for low Q, and Hay bridge for high Q measurements.

#### DESIGN:

Panel provisions for external generator use. A new two section CRT dial, provides ten separate "units." Ten separate units switch settings and fractions of variable calibrated control. A special minimum capacity shielded and balanced impedance matching transformer between the generator and bridge circuit is automatically switched to provide correct load operation of the generator circuit. The instrument uses 1/2% precision resistors and condensers in all measurements circuits.

# HEATH company

BENTON HARBOR 15,  
MICHIGAN

for other ranges are wound, alignment changes could be made by merely resetting the r.f. trimmer screw slightly when plugging in the new set of coils. A scratch or mark will enable resetting the screw to a predetermined position with sufficient accuracy. It is suggested, however, that the receiver be adjusted to perform as described before making significant design changes.

The regenerative receiver requires a little more skill to operate than the more familiar superhet since the regeneration control must be reset continuously as the receiver is tuned. With a little patience, however, the operator will be getting good results in a very short time. In all probability, he will find a great deal of enjoyment in listening to short-wave and ham transmissions for some time to come.

-30-

## Mac's Radio Service Shop

(Continued from page 74)

"I noticed something else," Barney remarked. "Remember how you kept trying to tell the people here in town that their reception trouble was caused by weak signals rather than excessive noise? Since the new station came on, all that Television Interference Committee movement seems to have simply faded away. That should make you a prophet with honor, even in your own country!"

"Don't bet on it," Mac replied with a chuckle. "You might want to tell your cousin, too, that he can brace himself for several kinds of complaints he is not accustomed to hearing. Before now he and his customers have probably been chiefly concerned with getting a picture—almost any kind of a picture. Once the signal comes up, however, he is going to be surprised at how quickly his customers become critical of the pictures on their screens. With the snow wiped away, such things as incorrect focus, bad linearity, poor interlace, smearing, and ringing become major annoyances. He will find himself dusting off and using all that information he has learned about the effect of i.f. alignment and video bandpass characteristics on picture quality."

"He was wondering if having one strong station in the area would have much effect on the nature of new antenna installations."

"Judging from our own experience and what other technicians say, I do not believe the effect is as great as he may imagine. While reception of channel 6 is now dependable and ordinarily much better than reception obtained on other channels, few people here, after being accustomed to reach out for half a dozen stations, are satisfied to be tied down to one. People are still putting up all-channel antennas and using rotors. They reason that if one station can achieve that much of an improvement, who knows how many


RADIO & TELEVISION NEWS

# NEW *Heathkit* TV ALIGNMENT GENERATOR KIT


Here is the most radically improved Sweep Generator in the history of the TV service industry. The basic design follows latest high frequency techniques which result in a combination of performance features not found in any other sweep generator.

#### SWEEP:

Sweep action is obtained electronically through the use of a newly developed controllable inductor, thereby eliminating all moving parts with their resultant hum, vibration, fatigue, etc. Frequency coverage entirely on fundamentals, is continuous from 4 MC to 220 MC at an output level well over a measurable .1 volt.



Automatic amplitude control circuit—constant output voltage regulated power supply



Triple marker system: 4.5 MC crystal controlled marker—continuously variable marker—provisions for external marker.

#### MARKER:

The same instrument incorporates a triple marker system with a crystal controlled reference. A variable marker provides accurate coverage from 19 to 60 MC on fundamentals, and 57 to 180 MC on calibrated harmonics. A separate fixed crystal controlled 4.5 MC marker can be used for checking IF, band-pass, calibration, reference, etc. Provisions are also made for external marker use. A 4.5 MC crystal is supplied with the kit.

#### POWER SUPPLY:

The transformer operated Power Supply features voltage regulation for stable oscillator operation. Three sets of shielded cables are furnished with the kit. Sweep range is completely and smoothly controllable from zero up to a maximum of 50 MC, depending upon base frequency.

Here is a TV Sweep Generator that truly no serviceman can afford to be without for rapid, accurate, TV alignment work.

Controllable inductor sweep oscillator with output entirely on fundamentals.

Triple marker system 4.5 MC crystal controlled—3 sets of low loss, low capacity shielded cables included.

Electronically operated, smoothly continuous variable sweep circuit—no vibration, hum or noise.

Frequency coverage: 4 MC—220 MC continuous including FM spectrum. RF output well over .1 volt.



MODEL TS-3

**\$44.50**

Shpg. Wt. 18 lbs.

# NEW *Heathkit* SIGNAL GENERATOR KIT



MODEL SG-8


**\$19.50**

Shpg. Wt. 8 lbs.

The new Heathkit service type Signal Generator, Model SG-8 incorporates many design features not usually found in this instrument price range. Frequency coverage is from 160 KC to 110 MC in five ranges, all on fundamentals, with useful calibrated harmonics up to 220 MC. The RF output level is well in excess of 100,000 microvolts throughout the frequency range. The oscillator circuit consists of a twin triode tube, one-half used as a Colpitts oscillator, and the other half as a cathode follower output which acts as a buffer between the oscillator and external load, thereby eliminating oscillator frequency shift usually caused by external loading.

All coils are factory wound and adjusted, thereby completely eliminating the need for individual calibration and the use of additional calibrating equipment. The stable, low impedance output, features step and variable attenuation for complete control of RF level. A separate 6C4 triode acts as a 400 cycle sine wave oscillator, and a panel mounted switching system permits choice of either external or internal modulation.

# *Heathkit* LABORATORY GENERATOR KIT



MODEL LG-1

**\$39.50**

Shpg. Wt. 16 lbs.

The new Heathkit Laboratory type Signal Generator definitely establishes a new performance standard for a kit instrument. An outstanding feature involves the use of a panel mounted 200 microampere meter calibrated both in microvolts and percent modulation, thereby providing a definite reference level for using the Signal Generator in design work, gain measurements, selectivity, frequency response checks.

#### DESIGN:

Additional design features are copper plated shield enclosure for oscillator and buffer stages resulting in effective double shielding. Fibre panel control shaft extensions in RF carrying circuits, thorough AC line filtering, careful shielding of the attenuator network, voltage regulated B plus supply, selenium rectifier, etc.

#### RANGES:

Frequency coverage from 150 KC to 30 MC all on fundamentals in five separate ranges. Output voltage .1 volt with provisions for metered external or internal modulation. Output impedance termination 50 ohms. Transformer operated power supply.

Investigate the many dollar stretching features offered by the LG-1 before investing in any generator for Laboratory or Service work.

# NEW *Heathkit* BAR GENERATOR KIT



MODEL BG-1

**\$14.50**

Shpg. Wt. 4 lbs.

The Heathkit BG-1 produces a series of horizontal or vertical bars on a TV screen. Since these bars are equally spaced, they will quickly indicate picture linearity of the receiver under test without waiting for transmitted test patterns. Panel switch provides "standby—horizontal and vertical position." The oscillator unit uses a 12AT7 twin triode for the RF oscillator and video carrier frequencies. A neon relaxation oscillator provides low frequency for vertical linearity tests. The instrument will also provide an indication of horizontal and vertical sync circuit stability as well as overall picture size. Operation is simple and merely requires connection to the TV receiver antenna terminal. Transformer operated for safety.

**HEATH** company  
BENTON HARBOR 15,  
MICHIGAN

# Heathkit VISUAL-AURAL SIGNAL-TRACER KIT

The new Heathkit Visual-Aural Signal Tracer features a special high gain RF input channel used in conjunction with a newly designed wide frequency range demodulator probe. High RF sensitivity permits signal tracing from the receiver antenna input. Separate low gain channel and probe available for audio circuit exploration. Both input channels are constantly monitored by an electron ray beam indicator so that visual as well as aural indications may be obtained.

#### NOISE LOCATOR:

A decidedly unusual feature is a noise locator circuit used in conjunction with the audio probe. With this system, a DC potential is applied to a suspected circuit component and the action of the voltage in the component can be seen as well as heard. Invaluable for ferreting out noisy or intermittent condensers, noisy resistors, controls, IF and power transformers, etc.

#### WATTMETER:

Built-in calibrated wattmeter circuit will prove useful for quick preliminary check of total wattage consumption of equipment under test. Separate panel terminals provide external use of the speaker or output transformer for substitution purposes. Saves valuable service time by eliminating the necessity for speaker removal on every service job. The same panel terminals also provide easy access to a well filtered B plus supply for external use. Don't overlook the many interesting service possibilities provided through the use of this instrument, and let the Signal Tracer work for you by saving time and money.

Substitution test speaker—utility amplifier.

Noise locator circuit—calibrated wattmeter.

RF and audio probes supplied, along with necessary test leads.

Visual and aural signal tracing.

MODEL T-3  
**\$23.50**

Shpg. Wt. 9 lbs.

## Heathkit CONDENSER CHECKER KIT



MODEL C-3

**\$19.50** Shpg. Wt. 7 lbs.

Here is a handy test instrument for any Service Shop. Unknown values of capacity and resistance are quickly determined on the direct reading condenser checker dial. Capacity is measured in four ranges from .001 mfd to 1000 mfd. Resistance in the range from 100 ohms to 5 megohms.

DC polarizing voltages of 25, 150, 250, 350, and 450 volts are available for leakage tests on all types of condensers. For electrolytics, a power factor control is provided to balance out inherent leakage and to indicate directly the power factor of a condenser under test. Proper balancing of the AC bridge is reflected in the degree of closure of an electron beam indicator tube.

Model C-3 uses a transformer operated power supply, spring return leakage test switch, and a convenient combination of panel scales for all readings. Test leads are furnished in addition to precision components for calibrating purposes. Quick and easy to operate, the Heathkit Condenser Checker will save valuable time and increase your Shop efficiency.

## Heathkit "Q" METER KIT



MODEL QM-1

**\$44.50**

Shpg. Wt. 14 lbs.

The Heathkit QM-1 represents the first practical popular priced Q meter available within the price range of schools, laboratories, TV service men, and experimenters. This instrument will enable the operator to simulate conditions encountered in practical circuits and to measure the performance of coils or condensers at the operating frequencies actually encountered. All indications of value are read directly on the 4 1/2" 50 microampere Simpson calibrated meter scale. Measures Q of condensers, RF resistance, and the distributed capacity of coils. Oscillator section supplies RF frequencies 150 KC to 18 MC in four ranges. Calibrate capacity with range of 40 MMF to 450 MMF with vernier of ±3 MMF. Investigate the many services this instrument can perform for you.

## Heathkit

## AUDIO OSCILLATOR KIT



MODEL AO-1

**\$24.50**

Shpg. Wt. 10 lbs.

The Heathkit Audio Oscillator will produce both sine and square waves within the frequency range from 20 CPS to 20 KC in three ranges. Thermistor controlled linearity results in a variation of no more than ±1 db in a 10 volt (no load) variable output level. There will be less than .6% distortion from 100 CPS throughout the audible range. Low impedance 600 ohm output. Precision 1% resistors, used in the range multiplier circuits to provide accurate calibration.

# HEATH company

BENTON HARBOR 15,  
MICHIGAN

others will do the same thing? On top of that, we still have frequent thermal inversions that cause stations ordinarily weak to come in as though they were locals if you have the proper antenna to take advantage of these conditions.

"There are some exceptions to this, of course. A channel 6 yagi fastened to a chimney can now be sold very cheaply with the guarantee that good single-station reception will be had ninety per-cent of the time. This appeals to people on very limited budgets and to elderly people who do not like to bother with antenna switches, boosters, rotor controls, etc. There is, I believe, a falling off in demand for extremely high towers, although the sale of stand-alone towers is still going great guns in this community."

"In general, would you say that servicing is easier or harder since the new more powerful transmitter went on the air?"

"Infinitely easier!" Mac said promptly. "It means everything to the technician to have a good dependable signal with which to work. You know how we used to bat our brains out trying to decide whether there really was something wrong with a set or if the signal was just weak in that particular location on that particular day. A technician may be able to interpret test patterns as easily as Tonto can track an elephant through soft mud, but that does him a fat lot of good when he can't see the test pattern for snow. Happily, those days are gone forever."

"Another angle is the fact that receivers in this area now have a slight range of efficiency in which they can operate and deliver good reception. Before, they did not have this. Every circuit in the set had to be operating in perfect condition to get any kind of reception at all. The slightest falling off in performance would cause a fading of the picture, a disappearance of the sound, or a loss of sync. It is extremely difficult to maintain any apparatus in perfect operating condition all the time, and it is a great relief to know this is no longer necessary. Now, if an i.f. amplifier tube falls off in emission ten per-cent, there is a sufficient surplus of signal so that the a.g.c. system operates to deliver exactly the same picture as before. A slight variation in line voltage no longer requires readjustment of a vertical hold control rendered super-critical because of the feeble sync pulses delivered to the synchronizing circuits."

"That's enough," Barney interrupted as he closed his notebook. "After all, we don't want to tell Cousin Jethro everything we know. Let him discover a few surprises for himself. That's what makes service work so fascinating," he concluded as he clutched his throat and gave a realistic pretense of gagging on his words.

Mac gazed sympathetically at his red-haired nemesis, shook his head sadly, and walked slowly over to the service bench.



# Heathkit TUBE CHECKER KIT


The Heathkit TC-2 Tube Checker was primarily designed for the convenience of radio and TV servicemen and will check the operating quality of tubes commonly encountered in this type of work. Test set-up procedure is simplified, rapid, and flexible. Panel sockets accommodate 4, 5, 6, and 7 pin tubes, octal and loctal, 7 and 9 pin miniatures, 5 pin Hytron, and a blank socket for new tubes. Built-in neon short indicator, individual 3-position lever switch for each tube element, spring return test switch, 14 filament voltage ranges, and line-set control to compensate for supply voltage variations, all represent features of the TC-2.

Illuminated for easy reading and quick identification of chart reference.

Simplified construction—new harness type wiring—closer tolerance resistors.

Smart, professional appearance—available in counter or portable models.

Improved smooth running roll chart mechanical action.



Three color Good—BAID 4 1/2" plastic cased meter.

## Heathkit PORTABLE TUBE CHECKER KIT

The portable model is supplied with a strikingly attractive two-tone cabinet finished in rich maroon proxylin impregnated fabric covering with a contrasting gray on the inside of the detachable cover.

MODEL TC-2P

**\$34.50**

Shpg. Wt. 15 lbs.



Results of tube tests are read directly from the large 4 1/2" Simpson 3-color meter. Checks emission, shorted elements, open elements, and continuity. Wiring procedure has been simplified through the use of multi-wired color coded cable providing a harness type installation between tube sockets and lever switches. This procedure insures standard assembly and imparts a "factory built" appearance to the instrument. New Construction Manual furnishes detailed information regarding tube set-up procedure for testing of new or unlisted tube types. No delay necessary for release of factory data.

MODEL TC-2  
**\$29.50**

Shpg. Wt. 12 lbs.

## Heathkit REGULATED POWER SUPPLY KIT



MODEL PS-2

**\$33.50**

Shpg. Wt. 15 lbs.

Here is a source of regulated D.C. voltage for circuit development work. Power supply voltage and current drain to the circuit under test are constantly monitored by the 4 1/2" panel mounted meter. Separate 6.3 volt at 4 ampere A.C. filament source available. The regulated and variable output voltage will be constant over wide load variations, and hum ripple will not exceed .012% at 250 volts under a 50 MA load. Completely isolated circuit, standby switch, and other desirable features, make the Model PS-2 extremely useful in a wide variety of applications.

## Heathkit TV PICTURE TUBE TEST ADAPTER

The Heathkit TV Picture Tube Test Adapter used with the Heathkit Tube Checker Kit, will quickly check picture tubes for emission, shorts, etc. and determine tube quality. Consists of standard 12-pin TV tube socket, four feet of cable, octal socket connector, and data sheet.



No. 355

**\$4.50** Shpg. Wt. 1 lb.

## Heathkit DECADE RESISTANCE KIT



MODEL DR-1

**\$19.50**

Shpg. Wt. 4 lbs.

Twenty 1% resistors are decade in 1 ohm steps to provide any value between 1 ohm and 99,999 ohms. Sturdy ceramic switches with silver plated contacts insure reliable service. Use the Decade Resistance in bridge circuits, meter multipliers, calibrations, or any application requiring a wide range of precision resistance values.

## Heathkit AUDIO GENERATOR KIT

Here is an Audio Generator with features generally found only in the most expensive instruments. Sine wave coverage from 20 cycles to 1 Megacycle—response flat  $\pm 1$  db from 20 cycles to 400 Kc—continuously variable and step attenuated output. Because the output voltage is relatively constant over wide frequency ranges, the AG-8 is ideal for running frequency response curves in audio circuits. Once set by means of the attenuator, this voltage may be relied upon for accuracy within  $\pm 1$  db. Instrument features low impedance 600 ohm output circuit and distortion less than .4 of 1% from 100 CPS through audible range.



MODEL AG-8

**\$29.50**

Shpg. Wt. 11 lbs.

## Heathkit DECADE CONDENSER KIT

The Heathkit Decade Condenser provides a ready source of capacity values from 100 mmf to .111 mfd inclusive in capacity steps of 100 mmf. Silver plated contacts on husky ceramic switches, assure positive contact for each switch position. Precision silver mica condensers  $\pm 1\%$  accuracy for close tolerance accurate work.

MODEL DC-1

**\$16.50**

Shpg. Wt. 3 lbs.



# HEATH company

BENTON HARBOR 15,  
MICHIGAN

# NEW *Heathkit* HIGH FIDELITY PREAMPLIFIER KIT

Here is the exciting new Heathkit Preamplifier with all of the features you Audiophiles have asked for and at a down-to-earth price level. Beautiful satin gold baked enamel finish, striking control knobs and arrangement, attractive custom appearance and entirely functional design.

#### DESIGN:

Uses three twin triode tubes in a shock mounted chassis. 2-12AX7 and 1-12AU7. Features tube shielding, plastic sealed color coded capacitors, smooth acting controls, good filtering, excellent decoupling, low hum and noise level, and all aluminum cabinet. Special balancing control for absolute minimum hum level. Cathode follower, low impedance output circuit for complete installation flexibility.

#### SPECIFICATIONS:

Provides five switch selected inputs, 3 high level, and two low level, each with individual level controls—4 position L.P., RIAA, AES, and early 78 equalization switch—4 position roll-off switch, 8, 12, 16 with one flat position. Separate tone controls, bass 18 db boost and 12 db cut at 50 CPS, treble 15 db boost, and 20 db cut at 15,000 CPS. Power re-

Equalization for LP, RIAA, AES, and early 78.

Separate bass and treble tone controls—special hum control.



Cathode follower low impedance output circuit.

Beautiful, modern appearance, blends with any interior or color scheme.

Five switch selected inputs with individual level controls.

quirements from Heathkit Williamson Type Amplifier power supply 6.3 volts AC at 1 ampere, and 300 volts DC at 10 MA. Over-all dimensions 12 $\frac{1}{2}$ " wide x 5 $\frac{1}{2}$ " deep x 3 $\frac{3}{4}$ " high.

#### APPLICATION:

The new Heathkit WA-P2 Preamplifier has been designed to operate with any of the Heathkit Williamson Type Amplifiers and is directly interchangeable with the previous Model WA-P1 Preamplifier unit. Order your kit today and enjoy completely smooth control over the operation of your Hi-Fi system. Obtain the exact tonal balance of bass and treble with the precise degree of equalization you want. Note that the design of the WA-P2 accommodates the newly established RIAA curve.

MODEL WA-P2

**\$19.75**

Shpg. Wt. 7 lbs.

## HAM EQUIPMENT

Single knob band switching—pre-wound coils.



Crystal or VFO excitation—metered operation. 52 Ohm coaxial output—built-in power supply.

MODEL AT-1

**\$29.50**

Shpg. Wt. 16 lbs.

filter, good shielding and a 52 ohm coaxial output. The 425 volt, 100 milliamper power supply and 5U4 rectifier are more than adequate for the 6AG7 oscillator multiplier and 6L6 amplifier doubler.

### *Heathkit* AMATEUR TRANSMITTER KIT

The Heathkit AT-1 Transmitter has established a high reputation and has been enthusiastically accepted by hundreds of experienced operators as well as beginners. Power input up to 35 watts for the novice and suitable as a standby exciter for your higher powered rig later on.

Model AT-1 can be crystal or VFO excited and operates on 80, 40, 20, 15, 11 and 10 meters. The pre-wound coils with the oscillator and amplifier are switched simultaneously by the rugged band switch. Meter switch allows a reading of the final grid and plate current on the panel mounted meter. Modulator input and VFO power sockets are provided as well as a key jack for CW operation. Other features include a crystal socket, standby switch, key click filter, AC line filter, good shielding and a 52 ohm coaxial output. The 425 volt, 100 milliamper power supply and 5U4 rectifier are more than adequate for the 6AG7 oscillator multiplier and 6L6 amplifier doubler.

Brand  
NEW

### HEATHKIT VFO KIT

The new Heathkit VFO is the perfect companion to the Heathkit Model AT-1 Transmitter and it has sufficient output to drive any multi-stage transmitter of modern design. Good mechanical and electrical design insures operating stability. Coils are wound on stable, heavy duty, ceramic forms using Litz or double cellulose wire coated with Polyester cement and baked for humidity protection. Variable capacitor of differential type construction, especially designed for maximum bandspread. Kit is furnished with a carefully precalibrated scale which provides well over two feet of scale length. Smooth acting vernier reduction drive and illuminated dial provides easy tuning and zero beating.

Power requirements 6.3 volts AC at .45 amperes, and 250 volts DC at 15 mls. Just plug it into the power receptacle provided on the rear of the AT-1 Transmitter. Seven band coverage 160 through 10 meters with 10 volt average RF output. Uses 6AU6 electron coupled Clapp oscillator and OA2 voltage regulator.

Copper plated chassis—aluminum cabinet—easy to build.



Smooth acting illuminated and precalibrated dial.

Seven band coverage 160 through 10 meters at 10 volt RF output.

6AU6 electron coupled Clapp oscillator and OA2 voltage regulator.

MODEL VF-1

**\$19.50**

Shpg. Wt. 7 lbs.

### *Heathkit* GRID DIP METER KIT

The invaluable instrument for Hams, servicemen and experimenters. Useful in TV service work, for alignment of traps, filters, IF stages, peaking compensation networks, etc. Locates spurious oscillation, provides a relative indication of power in transmitter stages. Use it for neutralization, locating parasitics, correcting TVI, measuring CL and Q of components, and determining RF circuit resonant frequencies. The variable meter sensitivity control, headphone jack, 500 microampere Simpson meter, continuous frequency coverage from 2 MC to 250 MC. Pre-wound coil kit and rack included.

#### LOW FREQUENCY COILS:

Low frequency range extended to 355 KC by the use of two additional coils. Complete with dial correlation curves. Set 341-A for GD-1B and set 341 for GD-1A. Shpg. wt. 1 lb. Price \$3.00



MODEL GD-1B

**\$19.50**

Shpg. Wt. 4 lbs.

### *Heathkit* ANTENNA

### IMPEDANCE METER KIT

MODEL AM-1 Determine antenna resonance and resistance, transmission line surge impedance, and receiver input impedance. Works with one-half and one-quarter wave lines, half wave and folded dipoles, harmonic mobile and beam antennas. Resistance type SWR bridge—100 microampere meter—frequency range 0-150 MC—impedance range 0-600 ohms.



**\$14.50**

Shpg. Wt. 2 lbs.



MODEL AC-1

**\$14.50**

Shpg. Wt. 4 lbs.

### *Heathkit* ANTENNA COUPLER KIT

For the Heathkit AT-1 Transmitter or any comparable Amateur Transmitter. Will handle power up to 75 watts at its 52 ohm coaxial input. Matches a wide range of antenna impedances with its L type tuning network and neon indicator. A tapped inductance provides coarse adjustment and a transmitting type variable condenser sets it "right on the nose." Will operate on the 10 through 80 meter bands.

**HEATH** company  
BENTON HARBOR 15,  
MICHIGAN

# New LOW PRICED HEATHKIT SINGLE UNIT Williamson Type High Fidelity AMPLIFIER KIT

Here is the newest Heathkit Hi-Fi Amplifier at the lowest price ever quoted for a complete Williamson Type Amplifier circuit. The W-4 Model has been designed for single chassis construction, and only for the new Chicago Transformer Company Model BO-13 "super range" high fidelity output transformer. This transformer, a new development in the Hi-Fi field, is being offered at substantial saving over transformers of comparable quality. It is outstanding in performance and on the basis of our tests, we find it equal in every respect to transformers used in the W-2 and W-3 Heathkit series.

#### LOW PRICES:

Through utilization of a single chassis with resultant economy obtained through elimination of duplicate sheet metal fabrication, connecting cables, plugs, sockets, and a new Chicago "super range" output transformer, a 20% price reduction has been made possible without sacrificing kit quality.

#### COMPONENTS:

The new Heathkit W-4 uses the same heavy duty power transformer and choke. It has all of the features of previous models including individual jacks and a wire wound control to balance the output tubes—plastic high quality capacitors and the exact circuitry previously utilized in Williamson Type Amplifiers. Intermodulation distortion and harmonic distortion are both at the same low level as in the W-2 and W-3 models.

#### CONSTRUCTION:

Here is the opportunity for even the economy minded Hi-Fi enthusiast to enjoy all of the advantages offered through Hi-Fi reproduction of fine recorded music. Simplified step-by-step Construction Manual completely eliminates necessity of electronic knowledge or special equipment. Assemble this Amplifier in a few pleasant hours.

Rugged, heavy duty, single chassis construction.

Output impedances 4, 8, and 16 ohms.



Standard components used, no sacrifice of quality.

Send for free booklet "High Fidelity Especially For You."


Lowest price high quality Williamson Type Amplifier ever offered.

#### COMBINATIONS AVAILABLE

W-4M with Chicago "super-range" transformer only. Single chassis main amplifier and power supply. Shipping weight 28 lbs. Express only **\$39.75**

COMBINATION W-4 with Chicago "super-range" transformer only includes single chassis main amplifier and power supply with WA-P2 preamplifier kit. Shpg. wt. 35 lbs. Express only **\$59.50**

## NEW Heathkit 20 WATT High Fidelity AMPLIFIER KIT



MODEL A-9B

**\$35<sup>50</sup>**

Shpg. Wt. 24 lbs.

In keeping with the progressive policy of the Heath Company, further improvement has been made in the already famous Heathkit High Fidelity 20 Watt Amplifier. Additional reserve power has been obtained by using a heavier power transformer. A new output transformer designed and manufactured especially for the Heath Company, now provides output impedances of 4, 8, 16 and 500 ohms. The harmonic distortion level will not exceed 1% at the rated output.

#### FEATURES:

Outstanding features of the Heathkit 20 watt Amplifier include frequency response of  $\pm 1$  db from 20 CPS to 20 KC. Separate (boost and cut) bass and treble tone controls. Four switch selected input jacks and a special hum balancing control. Flexibility is emphasized in the in-

put circuits and proper equalization for all input devices is incorporated.

#### TUBE LINEUP:

12AX7 magnetic preamplifier and first audio amplifier. 12AU7 two stage amplifier with tone controls. 12AU7 voltage amplifier and phase splitter. Two 6L6 push-pull beam power output and 5U4G rectifier.

The Heathkit Model A-9B is excellent for custom installation and is designed for outstanding service at a very reasonable cost.

## Heathkit SIX WATT AMPLIFIER KIT



MODEL A-7B

**\$15<sup>50</sup>**

Shpg. Wt. 10 lbs.

An outstanding value, this economically priced 5 watt Amplifier is capable of performance expected only in much more expensive units. Only 2 or 3 watts output will ever be used in normal home applications and Model A-7B will be more than adequate for this purpose.

#### SPECIFICATIONS:

Two switch selected inputs are available for crystal and ceramic phono pickups, tuner, TV audio, tape recorder, and carbon type microphone. Model A-7B features separate bass and treble tone controls, push-pull balanced output stages, output impedances of 4, 8, and 15 ohms, and extremely wide frequency range  $\pm 1\frac{1}{2}$  db from 20 CPS to 20 KC. Not just a souped up AC-DC job. Full wave rectification, transformer operated power supply and good filtering, result in exceptionally low hum level.

#### MODEL A-7C

Provides a preamplifier stage and proper compensation for the variable reluctance cartridge and low level microphone. \$17.50

## Heathkit WILLIAMSON TYPE AMPLIFIER KIT

Here is the famous kit form Williamson Type high fidelity Amplifier that has deservedly earned highest praise from every strata of Hi-Fi music lovers. Virtually distortionless, clean musical reproduction, full range frequency response, and more than adequate power reserve.

#### OUTPUT TRANSFORMERS:

This outstanding Williamson Type Hi-Fidelity Amplifier is supplied with the famous Aerosound TO-300 output transformer. This quality transformer features the popular "ultra-linear" output circuit for clean maximum power level. Separate chassis for amplifier and power supply.

#### SPECIFICATIONS:

Frequency response within 1 db from 10 cycles to 100,000 cycles. Harmonic distortion at 5 watt output less than .5% between 20 cycles and 20,000 cycles. 1M distortion at 5 watts equivalent output .5% using 60 and 3,000 cycles. Output impedances of 4, 8, or 16 ohms. Overall dimensions for each unit 7" high x 5 $\frac{1}{2}$ " wide x 11 $\frac{1}{2}$ " long.


#### CONSTRUCTION MANUAL:

This fine kit is supplied with a completely detailed step-by-step Construction Manual and the only effort required is the assembly and wiring of the pre-engineered kit. Even the complete novice can successfully construct this Amplifier and have fun building it.

#### COMBINATIONS AVAILABLE:

W-3 Amplifier Kit (Includes Main Amplifier with Aerosound Output Transformer, Power Supply and WA-P2 Preamplifier.) Shipping weight 37 lbs. Shipped express only **\$69.50**

W-3M Amplifier Kit (Includes Main Amplifier with Aerosound Output Transformer and Power Supply.) Shipping weight 29 lbs. Express only **\$49.75**



# HEATH company

BENTON HARBOR 15,  
MICHIGAN

Separate BFO oscillator tube and circuit.

Continuous coverage 550 KC—35 MC on 4 Bands.



MODEL AR-2

**\$25.50**

(Less Cabinet)

Shpg. Wt. 12 lbs.

Phone—standby—CW panel switch.

RF gain control with AGC on-off switch.

Electrical band-spread tuning with logarithmic scales.

An excellent example of typical Heath Company ability to produce top quality kit merchandise at ridiculously low prices, is the AR-2 Communications Receiver. Here is a transformer operated all-wave receiver with all of the desired features and none of the disadvantages commonly encountered in so-called "economy sets."

Receiver employs high gain miniature tubes and IF transformers, chassis mounted 5 1/2" PM speaker, headphone jack, slide rule dial with Ham Bands plainly identified, and easy tuning with direct planetary drive. Continuous frequency coverage from 550 KC to 35 MC on 4 Bands, with electrical bandspread tuning and logging scales. Other features are RF gain control with AGC on-off switch—phone—standby—CW panel switch—prewound coils in a shielded turret assembly and copper plated chassis and shielding.


Uses 12BE6 mixer-oscillator, 12BA6 IF amplifier, 12AV6 detector-first audio, 12A6 beam power output, 12BA6 BFO oscillator, and 5Y3 rectifier. A lettered control plate is provided for the cabinet of your choice or you can order the optional Heathkit cabinet featuring the full size aluminum panel.

# Heathkit COMMUNICATIONS RECEIVER KIT

## RECEIVER CABINETS

Proxylite impregnated fabric covered plywood cabinet available for BR-2 and AR-2 receivers. Includes aluminum panel, floored reinforced speaker grill and protective rubber feet.  
 For BR-2 Receiver, Cabinet 91-9  
 Shipping weight 5 lbs. **\$4.50**  
 AR-2 Receiver, Cabinet 91-10  
 Shipping weight 5 lbs. **\$4.50**

## Heathkit FM TUNER KIT



MODEL FM-2

**\$22.50**

Shpg. Wt. 8 lbs.

Here is an FM Tuner that can be operated with your Hi-Fi Amplifier or through the "phono" section of the ordinary radio. Completely AC operated to eliminate problems usually encountered in "economy type" AC-DC tuner circuits. Features 8 tube circuit with separate mixer and oscillator, 3 double tuned IF stages followed by a limiter discriminator providing maximum sensitivity and selectivity across the full FM frequency band of 88 MC to 108 MC. The tuning unit is factory assembled and adjusted, thus eliminating tedious critical "front end" alignment problems. The attractive slide rule dial and vernier tuning combine to make the Heathkit FM-2 Tuner simple to operate.

## Heathkit BROADCAST BAND RECEIVER KIT



MODEL BR-2

**\$17.50**

(Less Cabinet)

Shpg. Wt. 10 lbs.

The Model BR-2 Broadcast Band Receiver is designed especially for the beginner without any sacrifice of quality. This receiver features a transformer operated power supply, high gain miniature tubes, sharply tuned IF transformers, new rod type built-in antenna, and a trouble-free planetary tuning system. Exceptional performance with unusually high sensitivity, good selectivity, and excellent tone quality from the 5 1/2" PM chassis mounted speaker. Can be used either as a receiver, tuner, or phono amplifier. Uses 12BE6 mixer-oscillator, 12BA6 IF amplifier, 12AV6 detector, 12A6 beam power output, and 5Y3 rectifier.

**HEATH COMPANY • Benton Harbor 15, Mich.**

### ORDER BLANK



MAIL YOUR ORDER TODAY TO THE  
**HEATH COMPANY**  
 BENTON HARBOR 15,  
 MICHIGAN

WALNUT 5-1175

From \_\_\_\_\_

SHIP VIA

- Parcel Post
- Express
- Freight
- Best Way

(PLEASE PRINT)

QUANTITY	ITEM	MODEL NO.	PRICE

Enclosed find ( ) check ( ) money order for  
 Please ship C.O.D. ( ) postage enclosed for \_\_\_\_\_ pounds.

On Express orders do not include transportation charges—they will be collected by the express agency at time of delivery.

ON PARCEL POST ORDERS insure postage for weight shown.

ORDERS FROM CANADA and APO's must include full remittance.

# A PHOTOELECTRIC CONTRAST CONTROL

IN the early days of television, the family set was usually turned on only in the evening because the daytime hours afforded poor program material if, indeed, they afforded any programs at all. Now, however, the television set is apt to be turned on at dawn, be left on through the hours of the day, and turned off only after the National Anthem has been heard. Obviously, the set is viewed through a variety of lighting conditions. The purpose of the photoelectric contrast control is to adjust the picture contrast to the surrounding lighting conditions automatically.

The contrast of a picture is determined principally by the amount of video signal fed to the picture tube. A high video signal produces a picture with high contrast and a low video signal produces a picture with low contrast. It follows that an automatic contrast control must in some way control the amount of video signal fed to the picture tube, and that the amount of video signal must be proportional to the amount of illumination in the room.

Manual contrast control is accomplished in almost all television sets by changing the gain of the video amplifier. Sometimes it is done with a variable bias on all the i.f. amplifiers, and sometimes it is done with a variable bias on a single stage as shown in Fig. 2. No matter how the gain is varied, the amplifiers are almost always pentodes, and this makes controlling the contrast of the picture with a phototube a comparatively simple problem.

Fig. 3 shows the circuit of the photoelectric contrast control. The circuit is connected to the screen grid of the final video amplifier. Normally, the screen grid voltage would be at some comparatively high d.c. potential (about 100 to 250 volts) but with one half of the 12AT7 drawing current through the screen resistor, the screen voltage is dropped considerably lower, thereby reducing the gain of the tube. This reduces the amount of video signal to the picture tube and lowers the contrast. Now, when light strikes the 868 phototube a minute current flows through the 20 megohm resistor,  $R_3$ , and causes the grid of the  $V_{1b}$  to become negative. This reduces the plate current which, in turn, raises the screen grid voltage of the video amplifier. More video signal is fed to the picture tube and the contrast increases. The change in contrast is nearly proportional to the amount of light striking the phototube.

If the room happened to be illumi-



Fig. 1. Back and front views of the contrast control. The filament transformer is not required if the TV set has a source of about -90 volts.

By

PETER J. VOGELGESANG

Build this automatic control for adjusting the TV picture to various room lighting conditions.

nated with fluorescent lights the phototube would place a 120-cycle voltage on the grid of  $V_{1b}$ . This would appear also on the screen grid of the video amplifier—something that would be very undesirable. Condenser  $C_2$  filters any a.c. component that might be present and smooths the operation of the circuit so the picture contrast will not flutter. About two seconds are required for the circuit to make complete adjustment to a change in room illumination.

The television set in which this circuit was installed did not have a negative voltage supply to operate the phototube so one had to be devised. A filament transformer was connected in reverse to supply the high voltage negative a.c., and the unused half of the 12AT7 tube was used as a half-wave rectifier. The maximum anode voltage for an 868 phototube is 90 volts and since the power supply delivers about

150 volts peak, the voltage is divided by resistors  $R_1$  and  $R_2$ . Resistor  $R_2$  is a potentiometer, so the sensitivity of the phototube can be varied. If the picture contrast is too high for a given amount of room light, the wiper of the potentiometer can be moved toward the ground end to reduce the sensitivity of the circuit. If the circuit is installed in a television set with a negative power supply the filament transformer power supply will not be required. However, the phototube should be provided with at least -60 volts for satisfactory operation.

The unit was constructed on a piece of metal. (Continued on page 95)

Fig. 3. Circuit diagram and parts list of the photoelectric contrast control.

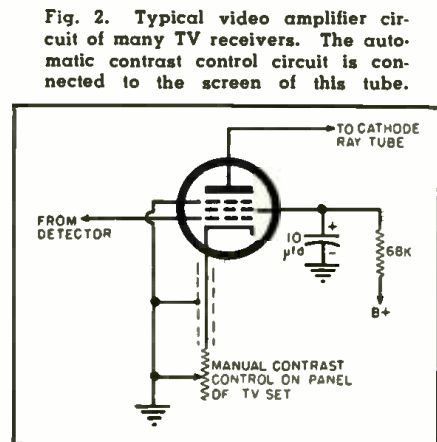
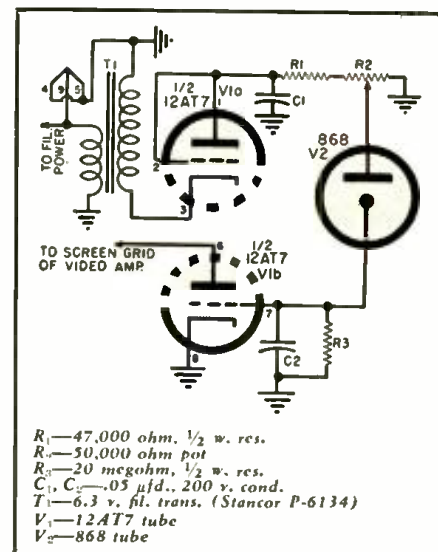


Fig. 2. Typical video amplifier circuit of many TV receivers. The automatic contrast control circuit is connected to the screen of this tube.



- $R_1$ —47,000 ohm,  $\frac{1}{2}$  w. res.
- $R_2$ —50,000 ohm pot
- $R_3$ —20 megohm,  $\frac{1}{2}$  w. res.
- $C_1, C_2$ —0.05  $\mu$ f., 200 v. cond.
- $T_1$ —6.3 v. fl. trans. (Stancor P-6134)
- $V_1$ —12AT7 tube
- $V_2$ —868 tube



By ART MARGOLIS

**E**VEN the jokers read the newspaper account with a grim shaking of their heads. He worked for a different company. None of us knew him personally, but still the news was greeted as if he was one of us. The story told of his being a novice at climbing ladders and installing antennas. It was only his second day on the job. He and his crew partner were installing an antenna on a chimney which was located on the peak of a suburban mansion roof. They had put the complete rig together on the ground. The new antenna installation man took the assembled aerial and held it aloft. Balancing it in a standup position, like a circus performer, he began a slow torturous climb up the fully extended aluminum ladder. After many gasps for air he reached the top and raised the mast high to insert it into the open mouth of the steel-strapped chimney mount. Then the end of the reflector, ever so gently, came to rest against a worn electric wire. The sparks flew and a full-grown man tumbled down forty feet of extended ladder. The antenna rig remained, mutely pointing into the sky at a bizarre angle from between the top two rungs.

Somehow the victim was spared his life. However, he was lying quietly in a hospital with a broken leg and a severe case of shock.

At that time I was an antenna service technician. Rather than installing new aerials, I went around and did the troubleshooting on antennas that went bad. I shuddered that day because of a similar experience I had only a week or so prior to this tragic accident.

My working partner and I went to service a condition that was occurring in a 16" RCA. Most of the time the pictures would be fine, but just as the viewers would be lulled into a state of enjoyment, it would happen. A snow blizzard would descend in the middle of the program. Our inspection of the set revealed the snow occurring

Orienting a TV antenna for best reception. Portable phones are used as a means of communication between man on roof and partner at set.



*Some interesting experiences from the daily rounds of a TV antenna installation technician—while a few are amusing, they all point up the need to be careful.*

on all three Philadelphia stations; channels, 3, 6, and 10, although 10 seemed the least hard hit.

We put up our ladder and grumbled at its weight. Our aluminum ladder was being repaired and we had drawn the spare—a heavy wooden one. Then we clambered up onto the roof. The trouble was located in a jiffy. One of the eyelets on the dipole connection had broken loose. It would intermittently touch the connection point and vary the pictures from a beautiful clarity to a heavy snowfall. Channel 10 was not affected too severely because the transmitter was very close and its signal strength was extremely high.

We made the repair and began to take down the ladder. One gets careless with a wooden ladder. While we wouldn't dream of resting a metal ladder on current-carrying wires, we nonchalantly allowed the wooden stairway to the stars to enjoy the wire's softness. The heavy ladder when moved, pushed the supporting cables into the drain pipe that ran from the roof to the ground. A white "whoosh" came from the puddle of water at the bottom of the pipe as high voltage pumped heavy current into it.

Automatically, we grabbed the ladder and disengaged the wire from the pipe. When the ladder was once more safely on the truck top we walked into the house and investigated. No one was hurt, no fuses blown, and everything was OK. We were lucky, but serious repercussions could easily

have resulted from such careless antics.

Wires can be dangerous for other reasons besides the electric death that lies crackling inside them. We were on a call in Germantown. Channel 6 was perfect but 3 and 10 were terrible. All types of weaves and ghosts gave the pictures an unwatchable appearance. The customer told us that pictures had been excellent.

We went outside and threw up our ladder. Once on the rooftop we agreed that this should be our last job for the day since it was beginning to get dark. Visual inspection of the antenna system revealed that the ribbon-type, 300-ohm lead-in wire had snapped off neatly at the base of the antenna mast, where it was forced to make a 90-degree turn through a stand-off insulator. This had rendered the aerial itself useless and only the wire lead was acting as the antenna system. Channel 6 had remained strong for we were only about forty blocks away from its transmitter in nearby Roxborough.

The wire was spliced and soldered and my partner went down to check the pictures. He yelled up OK, and I started for the ladder. Something sharp and taut hit my ankles and I fell flat on my chest with my face and neck peering over the roof edge. In the dimness, a low strung wire had tripped me and I had come gosh-awful close to a nasty fall.

My co-worker and I walked into a  
(Continued on page 115)

# Simpson TECHNICIAN'S TIMESAVER

OCTOBER, 1954

PROFITABLE SHORTCUTS TO FASTER TV SERVICING

NEXT ISSUE, NOVEMBER, 1954

## HOW TO SERVICE COLOR-TELEVISION RECEIVERS WITH THE GENESCOPE\*

By Bob Middleton

### GENESCOPE or MODEL 479 Must Be Applied Properly in Color Tests

Although the GENESCOPE and MODEL 479 provide more color-TV test information than any other instruments of their type which are known to the writer, it is nevertheless necessary to apply the instruments correctly to obtain the desired test results.

For example, when the GENESCOPE\* or MODEL 479 are used with the CHROMATIC PROBE\* to check the response of the chroma or chrominance circuits, a flat FM output from 8 kc to 4.5 MC is available; however, to obtain the benefit of this extended low-frequency sweep, conventional demodulator probes must be avoided. Instead, the scope must be used with a low-capacitance probe, or must be applied directly at a suitable low-impedance circuit point. The TV technician finds this extended low-frequency sweep of considerable value in checking the I and Q, or the (R-Y) and (B-Y) channels in a color-TV receiver.

It is also essential to eliminate noise and interference voltages from the color circuits when making frequency-response tests. Fig. 1, for example, shows the serious consequence of permitting noise from the i-f amplifier to enter the Y channel during sweep-frequency tests. After the i-f amplifier is biased off, the desired curve display is obtained, as shown.

Interference from the horizontal sweep circuit

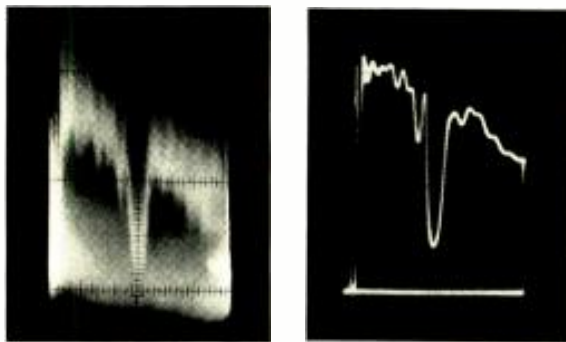


Fig. 1 (Left) Response of Y amplifier, AGC uncontrolled. (Right) Response of Y amplifier, i-f amplifier biased off with -6 volts. Ripple caused by ringing delay line. Dip caused by 3.58-Mc trap.

The "Technician's Timesaver," formerly mailed to television service technicians, is brought to you as an industry service by Simpson Electric Company. In order that more readers may have access to this technical information by Bob Middleton, we are now publishing it in "Radio & Television News."

Why not write to Bob Middleton at Simpson, and tell him what you would like to see in future issues? He'd like to hear from you.

may also be a problem in making a chroma circuit test. For example, Fig. 2 shows the appearance of interference from the horizontal sweep circuit; the entire display is made fuzzy by superimposition of 500 pulses per scan. Technicians sometimes suppose that a bypass capacitor can be shunted across the input terminals of the scope to eliminate such interference, but as is shown in Fig. 2, this practice leads to curve distortion. The proper procedure is to eliminate the source of the interfering voltage, by disabling the horizontal sweep circuit.

Sometimes, when the horizontal-sweep circuit is disabled by removing the horizontal-output tubes, the d-c distribution in the receiver circuits is upset because of the decreased load on the power supply. In such case, the operator should use dummy tubes to replace the horizontal-output tubes, as shown in Fig. 3. The dummy tubes are constructed from a pair of wire-wound power resistors, octal tube bases, and tube plate caps. The resistance value used should be equal to the d-c plate resistance of the horizontal output tube, (e.g., 20,000 ohms).

Another common source of difficulty in chroma circuit tests is caused by applying a demodulator probe or a low-capacitance probe at an unsuitable point in the circuit under test. This point is illustrated by the photographs shown in Fig. 4, and the circuit arrangement shown in Fig. 5.

It is sometimes found that more scope deflection is desired in tests of this kind. In such case, the operator may connect the SIMPSON MODEL 406 CHROMATIC AMPLIFIER\* between the output of the circuit under test, and the demodulator probe which is in turn connected to the input terminals of the scope. This amplifier provides a

\* Trade Mark  
Copyright 1954 Simpson Electric Company, Chicago, U.S.A. Reproduction is permitted with Credit Line: "From Simpson Technician's Timesaver."

SAVE  
EACH  
ISSUE

# READY FOR COLOR!

The test equipment shown below and on the facing page was originally designed for black and white TV servicing. Today, it is very useful for COLOR servicing. If you already own one or more of these Simpson testers, you may be confident that your investment is still protected, despite rapid technological changes. If you plan to buy test equipment, ask your jobber for Simpson . . . you'll be ahead when you do.



MODEL 303. VTVM. \$68.00



MODEL 1000. PLATE CONDUCTANCE TUBE TESTER. \$135.00



MODEL 479. TV-FM SIGNAL GENERATOR. \$325.00



MODEL 480 FM-TV GENESCOPE DESCRIBED IN THIS ISSUE. \$475.00

## HOW TO SERVICE COLOR-TELEVISION RECEIVERS WITH THE GENESCOPE\* — (continued)

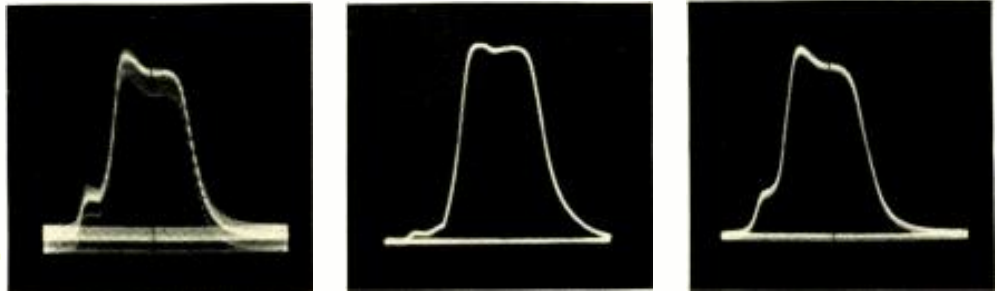


Fig. 2 (Left) Response of chroma amplifier, with cross-talk present from the horizontal-sweep circuit. (Center) Removal of sweep pulses by shunting input terminals of scope with bypass capacitor; excessive capacitance distorts curve shape. (Right) Undistorted curve obtained when horizontal sweep circuit is disabled; no shunt capacitance used across scope input terminals.

gain of approximately 40 times, with a frequency characteristic which is flat within 1 db to 4 Mc. Ample scope deflection can be obtained, even in low-gain circuits and when low-gain scopes are used in the test.

Note that the shielded input cable to a scope may be connected directly at the cathode of the phase splitter circuits, without disturbing circuit operation. Such direct connection affords a gain of ten times over that which is obtained when a conventional low-capacitance probe is used.

Technicians are becoming well aware of the necessity for utilizing a flat sweep voltage to test color-TV circuits. It is advisable to always check the flatness of the sweep voltage, before proceeding with a test. For example, if the operator wishes to check the flatness of the output from the CHROMATIC PROBE\*, a suitable arrangement is shown in Fig. 6, bottom of page 3.

The distortion which is introduced into a response-curve display by a generator with output which is not flat is illustrated in Fig. 8. When the generator characteristic is non-linear, the operator compounds the difficulty by attempting to misadjust the circuit to compensate for the non-linear generator characteristic. Hence, the value of tests such as depicted in Fig. 7. Since the GENESCOPE\* and MODEL 479 are rated to a flatness of 0.2 db per Mc of sweep width, the operator can use these instruments in tests of color circuits with complete confidence.

### Marking Chroma Response Curves Does Not Require Special Marking Equipment

When using the GENESCOPE\* or MODEL 479 to develop a chroma or chrominance response curve, the operator does not need to use any marking equipment other than the calibrated dials provided on these instruments. Fig. 9 illustrates the process of determining desired frequency points along a Y channel response. When the FM and AM dials of the GENESCOPE\* are set to the same frequency (such as 160 Mc), and the horizontal phasing control of the instrument is properly adjusted, trace and retrace are both visible in the display, as shown in Fig. 9 (A). The zero

\* Trade Mark



Fig. 3 A dummy pair of horizontal output tubes, for replacement of the 6BG6 output tubes during sweep tests of chroma circuits. Dummy tubes maintain normal load on the receiver power supply for proper d-c distribution.

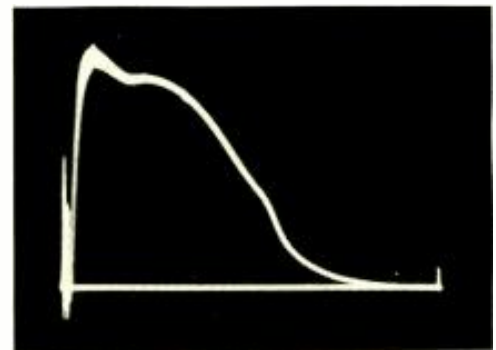
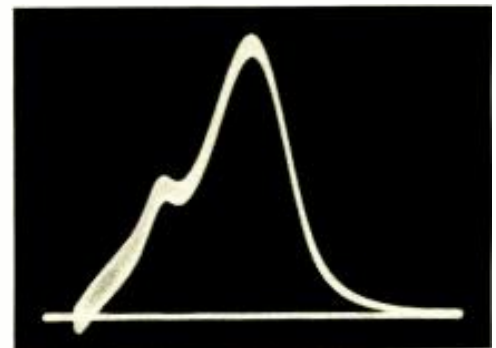


Fig. 4 (Above) Response of Q demodulator, with probe applied at output of demodulator; (Below) Response of demodulator, with probe applied at output of Q phase splitter.



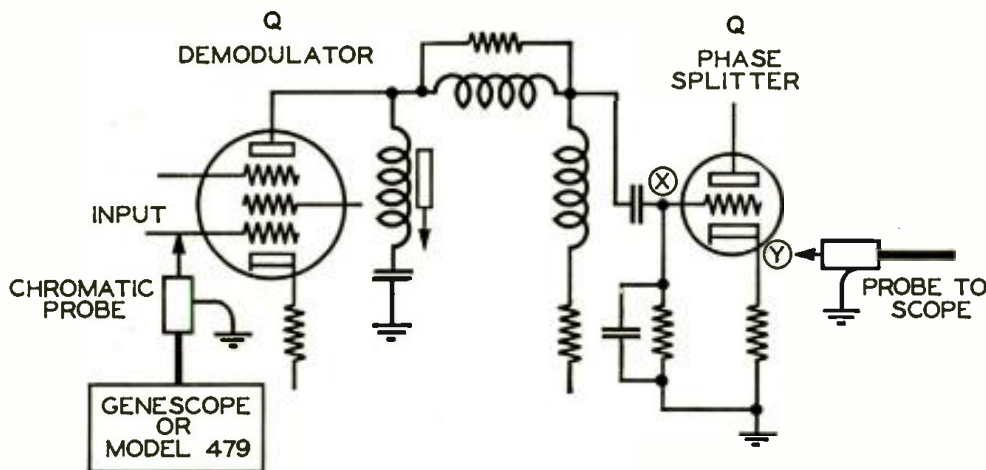


Fig. 5 Typical test set-up for sweep-frequency check of the Q demodulator circuit in a color-TV receiver. The sweep input signal is applied at the grid of the Q demodulator Tube. The scope can be energized through a low-capacitance probe for low-frequency tests, or through a peak-to-peak high-frequency probe for high-frequency tests. (A direct connection or a low-capacitance probe is required to test the circuit response below 100 kc, where conventional demodulator probes become inefficient). It is highly essential to apply the scope probe at point Y in the circuit, instead of point X. Fig. 4 illustrates why.

frequency point in the twinned display appears in the center of the pattern.

The retrace is next converted into a zero-volt reference line, by turning on and phasing the Blanking control properly, as shown in Fig. 9 (B). In the next step, the operator turns either the FM or the AM dial of the GENESCOPE by a suitable amount in order to bring the zero-frequency point to the left-hand end of the base line, as shown in Fig. 9 (C).

Frequency determinations of any points along the response curve can then be made as illustrated in Fig. 9 (D), (E), and (F). In Fig. 9 (D), the dial of the GENESCOPE has been moved through 1.65 Mc, to locate the 1.65-Mc point on the Y response curve. In Fig. 9 (E), the dial has been moved through 2.65 Mc, to locate the 2.65-Mc point on the curve. In Fig. 9 (F), the dial has been moved through 3.58 Mc, to check the trap frequency.

Many other vital and interesting test procedures are included in color-TV servicing. Watch for the next issue of The Technician's Timesaver!

(Additional Scope patterns are shown on following page, 4)

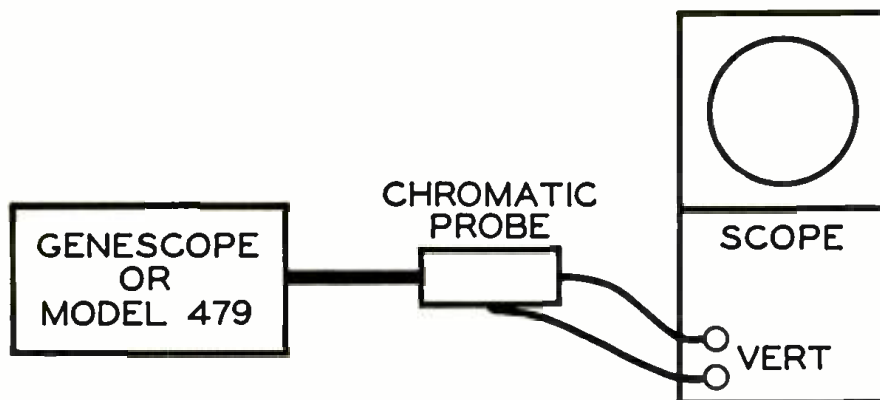



Fig. 6 Suitable method of checking output from Chromatic Probe for flatness. Note that this test is valid only up to the frequency for which the scope response is flat. (See Fig. 7.)

October, 1954

(Advertisement)

# Simpson VOM's



WORLD FAMOUS MODEL 260 . . . still only \$38.95



NEW DELUXE MODEL 262—20,000 ohms per volt . . . Big 7" Meter in 7" Case . . . Reduced to \$59.50



NEW MODEL 269—100,000 ohms per volt . . . 33 Ranges Through Single Control . . . \$88.00



MODEL 230, \$24.95  
MODEL 240, \$26.35

\* Only Simpson VOM's with handles have Adjust-A-Vue Handle feature for adjusting instrument at any angle on workbench . . . without extra charge.



**HOW TO SERVICE COLOR-TELEVISION RECEIVERS WITH THE GENESCOPE\***  
(continued)

Fig. 8 The non-linearity shown in the sweep-generator output produces the curve distortion indicated. Greater degrees of non-linearity produce correspondingly greater amounts of distortion in the reproduced curve.

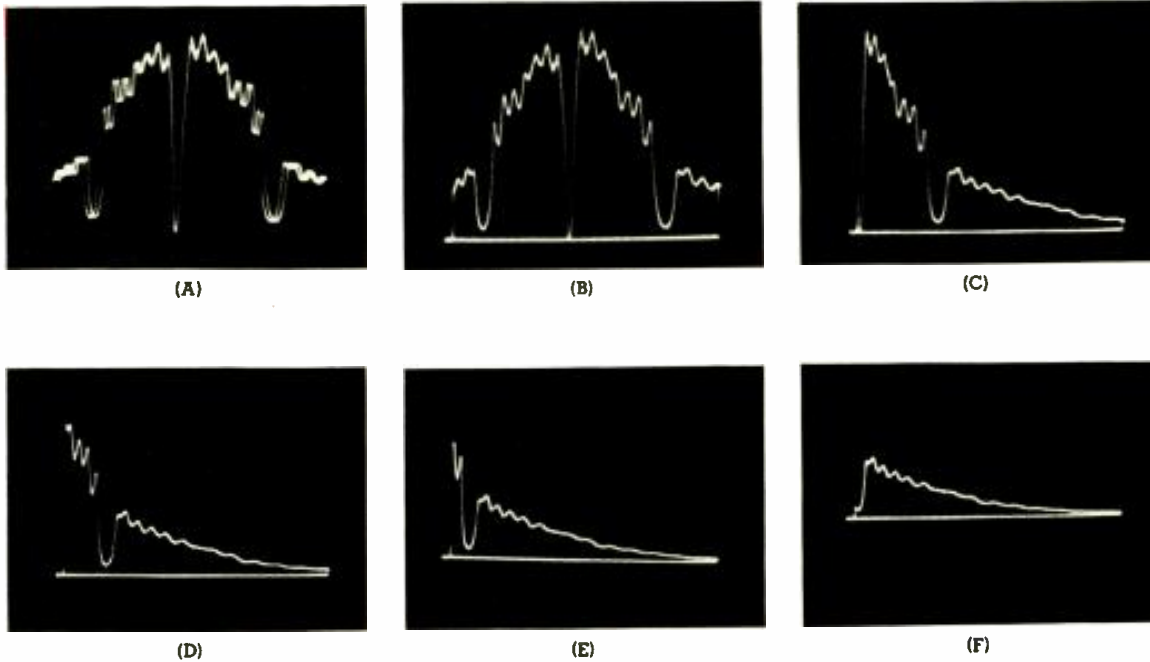
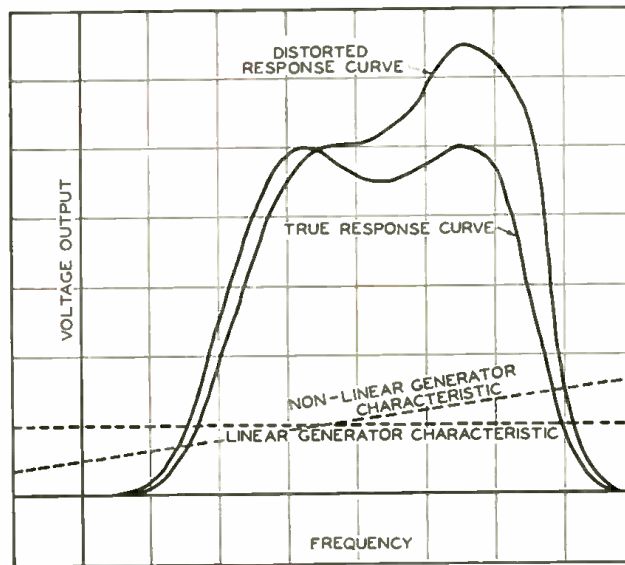


Fig. 9 Progressive steps in check of Y amplifier response curve. (A) Response curve, with retrace unblanked. (B) Retrace converted to zero-volt reference line. (C) Zero-frequency point tuned to left-hand end of base line. (D) Generator dial moved up 1.65 Mc. to locate 1.65-Mc point of curve. (E) Generator dial moved up 2.65 Mc. to locate 2.65 Mc point on curve. (F) Generator dial moved up 3.58 Mc. to locate 3.58-Mc point on curve.

\* Trade Mark

Watch for next issue: "Low Frequency Chroma-Circuit Testing with the Genescope." It will be published in the next (November, 1954) issue of Radio and Television News.

WRITE FOR BULLETIN 2052

**Simpson ELECTRIC COMPANY**

WORLD'S LARGEST MANUFACTURER OF ELECTRONIC TEST EQUIPMENT

5216 W. Kinzie St., Chicago 44, Illinois, Phone: ESTebrook 9-1121

In Canada: Bach-Simpson, Ltd., London, Ontario

(Advertisement)

RADIO & TELEVISION NEWS

SAVE EACH ISSUE

## Economy Grid Dipper

(Continued from page 55)

lish check points. Many of these will give indications up to the fifth overtone in addition to the fundamental. The highest frequency range is best checked on a Lecher wire system if a v.h.f. signal generator is not available although, again, a receiver or even a TV set will suffice.

The basic use of the instrument is, of course, as a resonance indicator being inductively coupled to intended and suspected resonance circuits. In this application it may also be used as a capacity and inductance meter in conjunction with standard condensers or inductances and suitable reactance charts, or by actual calculations. The circuit becomes a wavemeter when the oscillator plate voltage is off and, with the addition of phones, a monitor. If plate voltage and phones are used a heterodyne detector action results. Needless to say, it is an effective signal generator and if audio modulation is applied through the phone jack it becomes a bar generator for TV linearity checks.

The uses of the instrument are many and varied. The reader is tritely referred to his own ingenuity and to the sources cited for additional functions and modes of operation.

### REFERENCES

1. Fryc, John T.: "Mac's Radio Service Shop," RADIO & TELEVISION NEWS, February 1953.
2. Rogers, Walter S.: "TV Servicing with Grid-Dip Oscillator," RADIO & TELEVISION NEWS, October 1950.
3. Chambers, C. Vernon: "Miniature Grid-Dip Meter Using a Magic Eye Indicator," QST, March 1953.

-30-

## Contrast Control

(Continued from page 89)

of sheet aluminum 3"x3½" as shown in Fig. 1. Connections to the video circuit are made with an adapter. The contacts were removed from a seven-pin miniature socket and lengths of paper clip wire were soldered to the contacts of a second socket. The wires

were pushed down through the holes in the first socket and the two sockets were fastened together with two No. 5-40 machine screws as shown in Fig. 4. Connecting wires were then soldered to the heater and screen pins of the adapter. The adapter can be plugged into the socket of the video amplifier and then the video amplifier tube can be plugged into the adapter. Thus, the unit can be connected to the television set without disturbing any chassis wiring.

The unit was mounted to the picture-tube support and a hole drilled in the back panel of the set to allow the potentiometer shaft to protrude. The phototube should be mounted on the front near the picture tube. A small amount of paint may be scraped off the inside of the front safety-glass panel and the tube taped behind the hole. There are many other ways to mount this tube however.

Adjustment of the unit is very simple. When it has been installed and the television set is turned on, the picture will be very dark because of the low screen voltage on the video amplifier. Adjust the manual contrast and brightness controls on the television set for a normal picture in a dark room. This will require control settings considerably beyond the normal ones. Now switch on a room light and adjust the potentiometer on the unit until the picture accommodates the increase in illumination. The unit is now adjusted and the picture will adjust automatically to a wide range of room illumination. If the picture cannot be brightened sufficiently by the manual contrast and brightness controls, the screen voltage is too low and some resistance must be added between the plate of the 12AT7 tube and the screen grid of the video amplifier. Start with 10,000 ohms and increase the resistance until the picture brightens sufficiently.

Different television manufacturers use different video circuits and there are, no doubt, some sets to which this unit is not adaptable. However, many variations can be made in the phototube circuit. With a little imagination and a few hours spent in experimentation, anyone can create a circuit which will automatically control the brightness of his television picture to his particular desires.

-30-

Fig. 4. Complete photoelectric contrast control. The socket adapter for the video amplifier is at left. The phototube must be exposed to room lighting.



# Have You Spent \$2,000.00 On Instruments?



## Basic Electronic Test Instruments

by  
Rufus P. Turner  
254 pages  
171 illus.  
Price \$4.00

## THE BOOK THAT HELPS YOU . . .

. . . save money on instruments

. . . do better work with fewer instruments

. . . put old instruments to new uses

. . . modernize old instruments

It is often claimed that a radio-TV serviceman needs more than \$2,000 worth of instruments in order to do good work!

But does he?

The answer is: **NOT if he really knows about instruments and how to use them fully and right!**

Actually, it's readily possible to do good work with only a comparatively few instruments . . . and it's easy to put old instruments to new uses. It's possible to work lots better and faster by knowing exactly how and where to use instruments. . . . And here at last is a book that really gives the instrument knowledge of this kind that every radio-TV man, amateur and experimenter needs.

## SAVE MONEY! WORK BETTER AND FASTER!

**BASIC ELECTRONIC TEST INSTRUMENTS** is a complete working guide. Over 60 types from the old standbys to the newest instruments are fully described. Their uses are clearly explained. Work-saving testing short cuts are shown. Clear details tell how to modernize old instruments for new uses and greater efficiency. Time-saving "tricks" help you get more out of instruments than you may have thought possible. And you learn to evaluate instrument readings fast and accurately!

## GOODBYE TO INSTRUMENT GUESSWORK!

Here are just a few of the instruments covered: Current & Voltage Meters; Ohmmeters; V-O-M's; V-T Voltmeters; Power Meters; Impedance Meters; Capacitor Checkers; Inductance Checkers; Grid-dip Oscillators; Special-purpose Bridges; Oscilloscopes; R-F Test Oscillators; Signal Generators; Audio Oscillators; R-F and A-F Measuring Devices; Signal Tracers; Tube Testers; TV Sweep & Marker Generators; Linearity Pattern Generators; Distortion Meters; Square-Wave Generators . . . and dozens more. Use coupon.



## 10-DAY FREE EXAMINATION

Dept. RN-104, RINEHART & CO., INC.  
232 Madison Ave., New York 16, N. Y.

Sure, I'm interested in saving on instruments, so send Turner's **BASIC ELECTRONIC TEST INSTRUMENTS** on 10-day approval. In 10 days I will either send you \$4.00 plus postage or return book postpaid and owe nothing.


Name .....

Address .....

City, Zone, State .....

OUTSIDE U.S.A.—Price \$4.50, cash with order.  
Money refunded if book is returned in 10 days.

# Out of Velvety



Pearls by Cartier, Inc.

## *a new* HORIZON

The magic mood of music is easily shattered by the slightest noise, hiss or hum.  
Your mood is safe when the music is played through National's magnificent new audio achievement — the new HORIZON series of intermatched tuner and amplifiers. Even hiss and noise between FM stations have been conquered by National's exclusive MUTAMATIC tuning. Stations leap in out of velvety silence — stay locked in. All tube noise, hum and distortion in tuner and amplifier have been reduced to an inaudible minimum. It's more than high-fidelity . . . It's a wholly new listening experience!

*tuned to tomorrow*



**National**

FOR COMPLETE SPECIFICATIONS WRITE DEPT. R AT

[www.americanradiohistory.com](http://www.americanradiohistory.com)

# Silence

Never before a tuner so versatile!

You can enjoy full-band AM!


You can listen to matchless, drift-free FM!

You can hear both at the same time, using dual sound systems!

You can receive revolutionary new binaural broadcasts as they are made available in your area! Two gain controls and separate tuning condensers are provided—one for AM, one for FM!

Exclusive Mutamatic FM Tuning eliminates all hiss and noise between stations, so annoying when tuning conventional tuners! Stations leap out of velvety silence—stay locked in automatically! Unit features new "linear impedance" detection. Superior design eliminates drift.

An exceptional capture ratio rejects all unwanted signals up to 80% of the strength of the desired signal. The FM sensitivity proves the name—"the Criterion"—by which all other tuners are judged.



**HORIZON** Criterion

AM-FM TUNER \$169.95 (SIZE: 16½" x 7")

To surpass the present high level of amplifier design, National proudly introduces new power amplifiers with a revolutionary new output circuit employing unity coupling.

With unity coupling, the output transformer is no longer required to supply the coupling between output tubes for distortion cancellation as in normal push-pull circuits. Instead, the transformer supplies only the impedance matching between the tubes and the speaker system, thus eliminating impulse distortion created by transformers. Music is reproduced with an unclouded transparency—at all listening levels—never before achieved!

The HORIZON 20 is a 20-watt amplifier with a total harmonic distortion of less than .3% and total intermodulation distortion of less than 1% at full rated output. Frequency response is  $\pm 1$  db 20 cps to 20 kcs;  $\pm 1$  db 10 cps to 100 kcs. Power response at rated output is  $\pm .15$  db, 20 cps to 20 kcs. Hum and noise is 80 db below rated output.



**HORIZON** 20

20-WATT AMPLIFIER \$84.95 (SIZE: 14½" x 4")

Incorporating the revolutionary new unity-coupled circuit in a 10-watt amplifier design, the HORIZON 10 offers performance never before achieved at such a moderate price!

The built-in preamp-control unit offers a choice of 3 inputs, 3 record equalization curves, a loudness control and separate bass and treble controls.

Harmonic distortion is less than .5%; intermodulation distortion, less than 2% at rated output. Frequency response is  $\pm 1$  db, 20 cps to 20 kcs; power response,  $\pm 2$  db, 20 cps to 20 kcs. Hum and noise are better than 70 db below rated output on high-level input, better than 50 db on low level input.



**HORIZON** 10

10-WATT AMPLIFIER / PREAMP \$79.95 (SIZE: 14½" x 4")

*in high fidelity*

The HORIZON 5 achieves a new high in frequency response ( $\pm 1$  db, 20 cps to 100 kcs) and voltage output (up to 10 volts)—a new low in distortion (less than .2% harmonic, .3% intermodulation)!

Four inputs, 7 record equalization curves, a loudness-volume control and bass and treble controls are provided.

Entire unit slips quickly, easily into either the tuner or 20-watt amplifier.



**HORIZON** 5

PREAMPLIFIER-CONTROL UNIT \$49.95 (SIZE: 2½" x 10½")

In ONE compact unit, the

# TRANSVISION

TV Component Tester

PROVIDES **6** VITAL SERVICING FUNCTIONS

It's terrific as a

- PICTURE TUBE TESTER
- FLYBACK & YOKE TESTER
- SELENIUM RECTIFIER TEST.
- CONDENSER TESTER
- CONTINUITY TESTER
- PIC. TUBE REACTIVATOR



You get \$176 worth of Testing and Repair Instrumentation in 1 compact unit for the amazing low price of only... **\$49<sup>95</sup>**

HERE'S HOW: if you bought 6 separate instruments to do the 6 jobs listed above, your cost would be \$176, as follows:

1. PICTURE TUBES, value.....\$ 39.
2. FLYBACKS & YOKES, value..... 39.
3. SELENIUM RECTIFIERS, value..... 29.
4. CONDENSERS, value..... 39.
5. CONTINUITY, value..... 15.
6. PIC. TUBE REACTIVATOR, value..... 15.

Total Instrumentation value.....\$176.  
You get all 6 in 1 Transvision TV Component Tester, for only **\$49.95**

**10 DAY TRIAL:** Try this Transvision TV COMPONENT TESTER for 10 days. Then, if you are not 100% satisfied, you may return it. Your purchase price, less 10% (our cost of handling and repack- ing) will be promptly refunded.

**TRANSVISION, INC.**  
Div. of Sigmastar Corp.  
NEW ROCHELLE, N.Y.

TRANSVISION, INC., New Rochelle, N. Y. Dept. R10

( ) Send TV COMPONENT TESTERS @ \$49.95

( ) Enclosed find \$ deposit. Balance C.O.D.

( ) Enclosed find \$ in full.

I accept your 10 Day Trial terms.

Name \_\_\_\_\_

Address \_\_\_\_\_

City \_\_\_\_\_ State \_\_\_\_\_

My Jobber is \_\_\_\_\_

**JOBBER INQUIRIES INVITED**

# FRINGE AREA FM ANTENNA

By

JESSE L. MEREDITH, JR.

*A judicious compromise between maximum gain and directivity for good DX.*

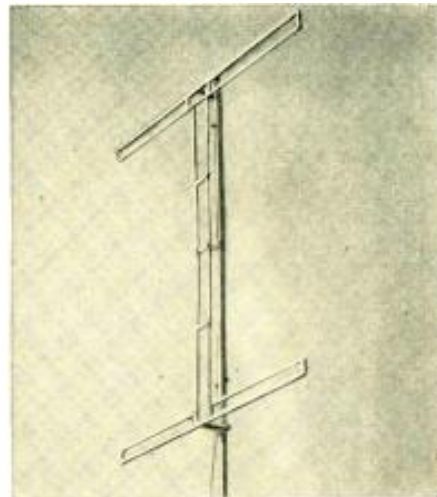


Fig. 1. View of the stacked-dipole FM antenna for home construction.

THE antenna to be described here and shown in Fig. 1 was designed out of frustration and necessity. It represents a compromise between maximum gain and directivity.

Not being complete TV addicts, we like our FM, but living in the outer reaches presents a complex FM problem. Our location is equidistant on a straight line between two large cities, both of which have good FM stations. To further complicate matters, we are located in a bottom-land area having hills rising 700 feet across the reception paths in both directions.

The usual folded dipole and reflector for FM works fairly well but is, of course, directional. The gain from the back of the dipole using a reflector is not sufficient to create quieting action in the set for those stations behind the reflector. A TV antenna will bring in the FM stations quite well, but is more directional than the dipole and reflector. A look at the bank balance killed any thought of using a directional antenna with a rotator. What to do? A bi-directional antenna is of course the answer, but the simple folded dipole just does not give enough gain.

A thorough perusal of the various suppliers' catalogues did not turn up anything that seemed quite suitable for stacking—that is, an antenna that would stack, have an impedance of

300 ohms to match the transmission line when stacked, and not be frequency sensitive due to necessity of matching with a tuned stub. True, FM reception is not as critical as TV; but nevertheless, our available signal in this area is still relatively low and any little help cannot be ignored.

Two folded dipoles of 600-ohm impedance stacked without reflectors results in 300-ohm impedance to match the twin-lead. This arrangement gives, according to the reference books, a gain equal to that of a dipole and reflector and is bi-directional. Not being an engineer, I spent much time searching reference books for the proper formulas to give me the answers I

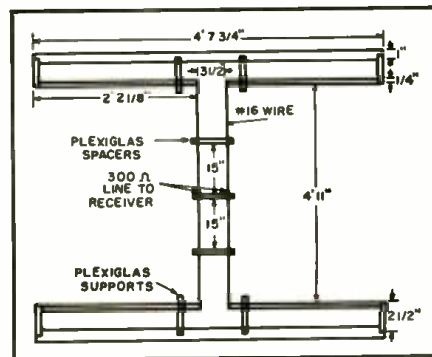
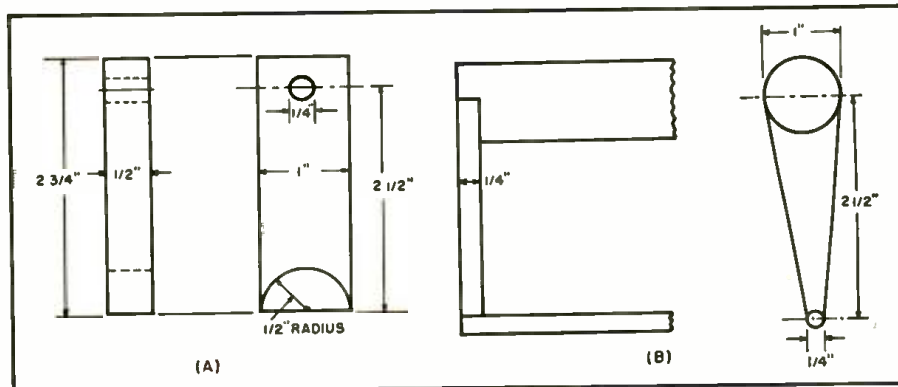


Fig. 2. Over-all dimensions of the folded-dipole stacked FM antenna.

Fig. 3. Dimensions for the folded-dipole supports and end pieces. (A) the supports cut from flat 1/2" Plexiglas and (B) tapered end pieces made from 1/4" brass stock.





## avoid "RHUBARBS"

The key to successful servicing is a satisfied customer. In television servicing, customer satisfaction is assured only when your highly technical knowledge is employed with components that meet or exceed performance expectations. Taking chances with components of questionable quality leads eventually to "rhubarbs" with dissatisfied customers. Nothing can be more harmful to the future of your television servicing business.

Always back up your quality work with dependable component parts. You can depend on Du Mont quality picture tubes to do more for your service.

\*Trade-mark

Replacement Sales, Cathode Ray Tube Division  
Allen B. Du Mont Laboratories, Inc., Clifton, N. J.

PIONEER IN BIG PICTURE TUBES • ORIGINATOR OF THE FAMOUS BENT-GUN AND SELFOCUS •  
LEADER IN HIGH RESOLUTION • MAJOR SUPPLIER TO MOST FINE TELEVISION RECEIVER MANUFACTURERS

### BC 1267 Transmitter & Receiver

154-180 mc. 1 kw pulse oscillator superhet circuit. Can be easily converted to 2 meter converter and onboard amplifier. Used, exc. cond. **\$14.95**

RA 105 110 VAC Power Supply for above. **\$14.95**  
Brand New ..... each

BC 1267 & RA 105 both for only..... **\$25.00**

AN/APR5—An Alrborne superhet radar search rec. Freq. range 1000 to 3000 MC. Rec. has a 10 MC IF band width operating from 80/115 VAC, single phase 60 to 2600 cps. and one amp at 26 VDC. **\$250.00**  
Complete with tubes .....

### COMMAND EQUIPMENT (274N-ARCS, ATA)

	As Is	Excellent
190-550 KC .....	\$7.95	\$14.95
1.-5-3 mc .....		14.95
3-6 mc .....	5.95	9.95
6-9 mc .....	5.95	9.95
3-Rec. Rack .....		1.50
3-Control Head .....	1.00	2.50
BC 458 Transmitter .....	4.95	6.95
459 Transmitter .....	7.95	12.95
456 Modulator .....	1.95	3.95
BC-929—(contains power supply 110 V., 400 cycles, has 7 tubes such as 3CP1, brand new, complete with tubes. Each.....)		<b>\$9.95</b>

### ARC-5/R-28 2 MTR RCVR

2 meter superhet, absolutely one of the BEST available today! Tunes from 100 to 150 mc. in four crystal channels. (Easily converted to continuous tuning.) Complete with 10 tubes. **\$17.95**  
Excellent .....

T-23/ARC-5 Transmitter, 100-150 MC. **\$29.95**  
complete with tubes. Used, Exc.....

### WOBLATOR BUILD TV-FM-AM SWEEP GENERATOR

You can build "Versatile Sweep Frequency Generator" with APN-1 magnetic units..... **\$5.95**

5BP1, 5FP7, 4AP10, 5AP1..... **\$2.95**  
ARB Receiver 195KC-9000KC..... New **\$29.50**  
Used, Exc. **19.95**

AN/APTS Transmitter—operates over a freq. of 300 to 1400 MC; output 30 Watts. The carrier freq. is noise-modulated with effective random noise, freq. up to 2 MC. **\$95.50**  
Complete with tubes .....

1-122 Signal Generator RF signal 15 to 25 MC and 50 to 125 MC; modulated at 400 cps. or 625 cps. Power supply 100 to 135 VAC, 25 to 60 cps. **\$49.50**

NEW ..... **\$9.95**  
Spare parts kit for above, new.....

T-26 Telephone chest unit with F-1 Western Electric Transmitter..... **\$2.39**

TG-34A Portable KEYSER 117 or 230 v. 50 to 60 cycle, complete with tubes, photocell and carrying case. **\$14.95**  
Used, only .....

As is ..... **\$7.95**

### OIL CONDENSERS

8 mfd. oil condensers **98c**  
@ 800 VDC

R-1/AR-1—220 MC converted with minor alterations becomes a high gain converter with two stages of RF amplification—(complete with diagram) **\$3.95**  
New .....

AN/APN 9 Loran long range navigation system as used in ships and aircraft. **\$295.00**  
Brand new—original cartons, ea. **\$295.00**  
Write for full particulars.

### DYNAMOTORS

	Input	Output	Price
DM-42	12V	1035V .....	new <b>\$24.95</b> used <b>14.95</b>
D-2	14V	375 @ 150 MA. ..	<b>7.95</b>
DM-32A	25V @ 1.1	250 @ 60 MA. used	<b>2.95</b>
		new	<b>7.50</b>
D-101	27V @ 1.75	285V @ .075 amps.	<b>1.95</b> 3 for <b>5.00</b>

Carlson Stromberg Chest Mike—New..... **\$1.29 ea.**

CRYSTALS—DC34 & DC35 (200), 1680-4440 KC ..... **49c ea.**  
set of 200..... **\$39.50**

TS Handset W.E. F-1—used, exc..... **\$2.45 ea.**

Low Freq. Crystals—PT 241 A for SSB, lattice filter, 1/2" sp. 54th harm channels listed by tum. Fractions omitted. See previous Radio-TV News issues for frequencies. **49c each** 19 for **\$3.00**

BC654 Transceiver 3800-5800 KC..... Exc. **\$39.95**

PE103 Excellent ..... **\$24.50**

PE104 Vibrator Supply..... **\$12.50**

WRITE FOR NEW BULLETIN AND PRICES.

Shipments F.O.B. Chicago  
20% Deposit on Orders.

### R W ELECTRONICS

Dept. N, 2430 S. Michigan Ave., Chicago 16, Ill.  
PHONE: CALumet 5-1281-2-3

needed. The results have certainly justified my expended energy and are quite satisfying from a reception standpoint.

The frequency range of stations available is from 92 to 108 megacycles, there being none in this area between 88 and 92 megacycles. Because of this, I arbitrarily selected 100 mc. as my center frequency—this also made all the calculations a lot easier. The resulting dimensions for the antenna are shown in Figs. 2 and 3.

For the 1-inch diameter tubing, standard 3/4" electrical thin-wall conduit was used, the outside diameter of this being .922". Brass brazing rod, obtainable from welders' supply stores, was used for the folded section of each dipole, and 1/4" brass stock was used for the connecting end pieces. The supporting insulators were made from 1/2" Plexiglas. The conduit and brass rod are soldered to the end pieces to make a secure, noncorrosive electrical path. The main assemblies are fastened to the antenna mast by "U" clamps and 4" stand-off metal spacers.

The matching section was constructed of No. 16 wire and strengthened by 1/4" square Plexiglas spacers every 15" to dampen vibrations. No. 16 wire was chosen as representing the best compromise for the half-wave section. A matching section of 600-ohm impedance using 1/4" bars gave a prohibitive spacing. No. 16 wire has the necessary strength and keeps the spacing down to practicable proportions.

This antenna represents a not-too-technical person's approach to the problem of satisfactory FM reception in a fringe area, but I must say it satisfies my reception needs much better than any other yet tried.

—30—

### PROJECTION TV HINT

By GEORGE ANGLADO

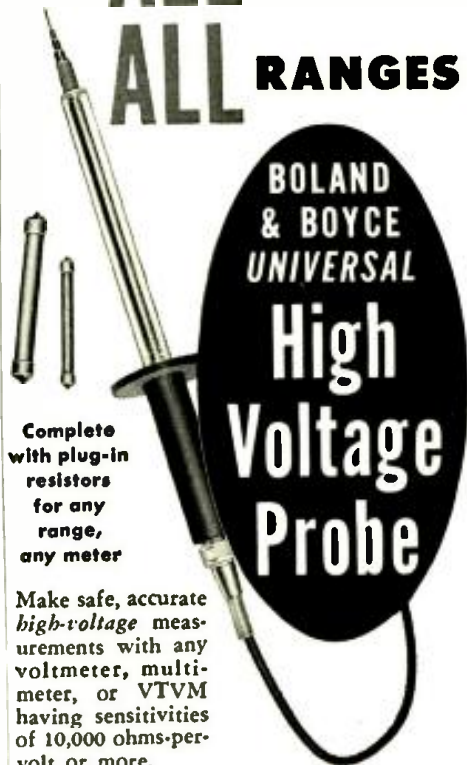
RECENTLY we received a call to pick up a Philco projection-type TV receiver with the complaint of distorted images. When the picture came on, we noticed that the images in the foreground appeared in correct proportion, but that the images in the background appeared short and squatty.

At the face of the projection picture tube inside the optical barrel were two permanent magnets set in a clamp and tilted toward the screen. We moved one magnet around until the picture was completely distorted, then back to the original position until the picture was clear. However, only the front of the picture was clear with the background still distorted. We moved the other magnet around and, to our surprise, found that there was no difference in the picture quality.

Assuming that this was the culprit, and not having a magnet of this type on hand, we substituted a small 4-ounce speaker magnet and mounted it on the neck. Upon adjustment of this new magnet, the distortion in the background was completely cleared up with a perfect picture as a reward.

—30—

for **ALL** **METERS**  
**ALL** **RANGES**



Complete with plug-in resistors for any range, any meter

Make safe, accurate high-voltage measurements with any voltmeter, multimeter, or VTVM having sensitivities of 10,000 ohms-per-volt or more.

The new Boland & Boyce Universal High-Voltage Probe can be used with different instruments for dozens of ranges . . . and it is safe and easy to use in the bargain. Complete with 4 plug-in precision resistors and instructions for matching virtually any meter . . . any range—10KV, 30KV, 60KV, and intermediate ranges. Clear, high-dielectric handle shows resistors in use. Includes shielded cable with Amphenol connectors. B&B MODEL 702 HV PROBE—\$11.95 net.

### TEST C-R TUBES & CIRCUITS under receiver's own power



Measure both TV picture tube or receiver performance in one all-inclusive test! Two cabled leads of B&B C-R Tube Tester connect between tube and receiver.

8-position switch tests: grid-cathode, heater-cathode, and grid-screen leakage; grid cathode voltages; receiver screen and video output voltages; beam current at HV anode; grid control of beam; effect of brightness and contrast controls; and much more.

Instantly isolates tube or receiver faults. Separate plug-in power supply available for in-carton tube testing. Prices include 2 cabled leads and instruction manual, KIT—\$29.95. FACTORY WIRED & TESTED—\$39.95. Sold by leading distributors.

### New! B&B Model 704 BIAS BOX



An exact, steady source of d-c bias voltage, 0 to 17 volts. A "must" for radio and TV realignment. Clips and grounds to chassis apron; connects to nearest 6.3-V heater voltage terminal. Kit only \$9.95. Assembled, wired and tested, \$12.95.

Write for brochure describing B&B products.

### BOLAND & BOYCE, Inc.

Dept. RN-104, 236 Washington Avenue

Belleville 9, N. J.

RADIO & TELEVISION NEWS



# WHAT'S NEW IN RADIO

The products described in this column are for your convenience in keeping up-to-date on the new equipment being offered by manufacturers. For more complete information on any of these products, write direct to the company involved.

## SYLVANIA "POLYMER"

The Radio and Television Division of Sylvania Electric Products Inc., 1221 W. Third St., Williamsport, Pa. is now offering its new "Polymer" for AM, FM, and TV service applications.

Response of the instrument is flat from 20 cps to 30 mc. It uses the



company's new 7" meter movement and reads peak-to-peak a.c., d.c., r.f. voltages, and d.c. amperes. A resistance, decibel, and zero center scale are provided for service work.

The unit comes complete with test leads and an r.f. probe. It is designed for 105-125 volt, 50-60 cycle operation. It measures 11½" x 8½" x 7".

A data sheet on this new Type 302 unit is available from the company on request.

## NEW "POWERSTATS"


The Superior Electric Company, Bristol, Conn. has announced the availability of a new line of "Powerstat" variable transformer types 136 and 236. The new units replace the company's types 1126 and 1226.

An 8-page bulletin describing this new line is now available from the company on request.

## NEW TRIPLETT TESTER

Triplet Electrical Instrument Company, Bluffton, Ohio is now offering a combination v.o.m. and v.t.v.m. in a single unit, the Model 631.

The new instrument includes 34 ranges: ten a.c.-d.c. voltage, six d.c., resistance from .1 ohm to 150 meg-ohms, db and output readings on the v.o.m. and four v.t.v.m. ranges includ-



# Announcing!

# THE FISHER FM TUNER

MODEL FM-80

NEVER before in the history of Frequency Modulation has there been a tuner to match the remarkable, new FISHER FM-80. Equipped with TWO meters, it will outperform any existing FM tuner, *regardless of price!* The FM-80 combines extreme sensitivity, flexibility, and micro-accurate tuning. It has an unusually *compact*, beautifully designed chassis. Like its renowned companions, the FISHER FM-AM Tuners, Models 50-R and 70-RT, we predict the FM-80 will be widely imitated, but never equalled. Be sure; buy THE FISHER. **Only \$139.50**

## Outstanding Features of THE FISHER FM-80

- TWO meters: one to indicate sensitivity, one to indicate center-of-channel for micro-accurate tuning.
- Armstrong system, with two IF stages, dual limiters and a cascode RF stage.
- Full limiting even on signals as weak as one microvolt.
- Dual antenna inputs: 72 ohms and 300 ohms balanced.
- Sensitivity: 1½ microvolts for 20 db of quieting on 72-ohm antenna input; 3 microvolts for 20 db of quieting on 300-ohm antenna input.
- Chassis *completely* shielded and shock-mounted, with full shielding of tuning condenser to eliminate microphonics, and noise from otherwise accumulated dust.
- Three controls — Variable AFC/Line-Switch, Sensitivity, and Station Selector PLUS an exclusive Output Level Control.
- Two bridged outputs: low-impedance, cathode-follower type, permitting output leads up to 200 feet.
- 11 tubes.
- Dipole antenna supplied.
- Beautiful, brushed-brass front panel.
- Self-powered.
- WGT: 15 pounds.
- SIZE: 12¼" wide, 4" high, 8½" deep including control knobs.

*Price Slightly Higher West of the Rockies*

WRITE TODAY FOR COMPLETE SPECIFICATIONS

FISHER RADIO CORP. • 21-23 44th DRIVE • L. I. CITY 1, N. Y.

# VIDEO ELECTRIC TUBES COMPANY

AT WHOLESALE

★ 100% GUARANTEED ★

BRANDED!	★ SAME DAY SERVICE!	
1A4P .29	6BD5 .59	7F8 .59
1A7 .49	6BE6 .39	7J7 .59
1B3 .59	6BG6 .99	7K7 .59
1B4P .79	6BH6 .49	7U5 .49
1C6 .29	6BJ6 .49	7Z4 .39
1C7 .29	6BK7 .69	12AL5 .39
1E7GT .39	6BL7 .69	12AT6 .39
1F5G .29	6BN6 .99	12AT7 .69
1H5 .49	6BQ6 .79	12AU6 .39
1L4 .49	6BQ7 .79	12AU7 .59
1L6 .59	6BY5G .59	12AV6 .39
1LA6 .39	6BZ7 .79	12AV7 .69
1LC5 .39	6C4 .39	12AX7 .59
1LC6 .39	6C86 .49	12BA6 .39
1N5 .49	6CD6 .99	12BA7 .59
1R5 .49	6CU6GT .99	12BE6 .39
1S5 .39	6F6 .39	12BH7 .59
1T4 .49	6F7 .69	12SA7 .49
1T5GT .69	6J6 .59	12SK7 .49
1U4 .49	6J8 .79	12SN7 .59
1U5 .39	6K6 .39	12SL7 .59
1X2 .59	6L6 .69	12SQ7 .39
2A3 .29	6N6 .69	14S7 .79
2A7 .29	6S4 .39	19BG6 .99
3AGT .99	6S8 .59	19T8 .69
3Q4 .49	6SA7 .49	25BQ6 .79
3Q5 .59	6SD7 .49	25L6GT .39
3S4 .49	6SK7 .49	25W4GT .39
3V4 .49	6SL7 .59	25Z6 .39
5U4 .39	6SN7 .59	35B5 .39
5V4 .49	6SQ7 .39	35C5 .39
5Y3 .29	6SR7 .49	35W4 .29
5Y4 .49	6T8 .69	35Z3 .29
5Z3 .29	6U8 .69	35Z5 .29
6AB4 .39	6V6 .49	35/51 .29
6AG5 .49	6W4GT .39	36 .29
6AJ5 .69	6X4 .29	37 .29
6AK5 .69	6X5 .29	39/44 .29
6AL5 .39	7A4/XXL .39	49 .29
6AQ5 .49	7A6 .49	50B5 .49
6AS5 .49	7A7 .49	50C5 .49
6AT6 .39	7A8 .49	50L6 .49
6AU6 .39	7AK7 .79	75 .29
6AV6 .39	7B4 .49	76 .29
6B7 .79	7B5 .49	77 .29
6BA6 .49	7B6 .49	80 .29
6BA7 .59	7B7 .49	117L7GT .99
6BC5 .49	7F7 .59	117Z3 .29

## Surprise Package of Radio & TV Parts

3 lbs. of parts including resistors, controls, coils, IF cans, etc. Easily worth \$10.00.

**\$1.95**

**FREE!** with every order of \$20 or more—famous "Oxwall" magnetic screw driver kit, includes all sizes—Phillips head, long handles to get in those tight spots, etc. 7 screwdrivers in all. May be purchased outright. List value \$4.89 \$1.99 each; 3 for \$5.50.

**MINIMUM ORDER \$7.00**

25% deposit with order. Balance C.O.D. If full remittance is sent, please include postage. Excess money will be refunded. We have more than 250 types in stock at all times. Order your other needs at similar savings or write for quotations. Quantity users—write for special discounts!

**VIDEO ELECTRIC  
COMPANY**  
79 CLINTON PLACE  
NEWARK, N. J.

ing a 1.2 volt range for grid voltage and accurate discriminator alignment.

One switch on the unit selects all ranges and minimizes chance of incorrect settings and burnouts. The



meter is a 5½" unit. Leads are 48" long, with test prods and removable alligator clips at one end. For the v.t.v.m. there is a 48" lead with a one megohm built-in resistor. The leads are banana type for low contact resistance and have pencil-thin prods.

### DECADE BOX

*Electro - Measurements, Inc.*, 4312 S.E. Stark St., Portland 15, Oregon has recently introduced a new a.c. decade box providing more than a million one-ohm resistance steps from zero to 1.199,999 ohms.

Called a "Dekabox," the assembly is mounted on a compact, adjustable mounting base. This may be set to the most convenient angle for reading the



six decade dials which display the value of resistance in a single horizontal line.

A catalogue sheet giving complete specifications on the unit is available on request.

### TRANSISTOR SOCKETS

The Electronics Division, *Hydro-Aire, Inc.*, 3000 Winona Ave., Burbank, Calif. has designed a standard strip of transistor sockets for use in transistor circuits. The new socket makes possible the grouping of transistors, especially in computer circuitry.

The first model measures 6" x 1" x ¼". It has 10 sockets. Other models are being developed to accommodate 30 or more sockets in a single strip.



crystal pickup cartridges  
replace 210!

AT A TOTAL COST OF ONLY \$18.00 LIST



The MODEL W68 replaces 41 Crystal Cartridges made by the five leading manufacturers.

The W68 is a "Muted Stylus" type, Dual-Weight Cartridge. The dual weight makes it possible to replace either aluminum or steel case cartridges—without adjusting tone-arm balance. With weight slug net weight is 25 grams; without weight slug net weight is 12 grams. The W68 is equipped with the famous AG2A silent-tracking, "Muted Stylus" needle. Model W68—List price.....\$7.50

The MODEL W78 replaces 149 Cartridges made by the five leading manufacturers.



Model W78 is a Dual-Volt, Dual-Weight Cartridge—so versatile it replaces 149 other cartridges! This cartridge alone will become a sensation overnight—because it replaces steel or aluminum case cartridges, of either high or low output! The W78 provides the broadest coverage at the lowest investment—only \$5.55 list.

General Information: With weight slug, net weight is 25 grams; without weight slug, net weight is 12 grams. In addition, Model W78 has a capacitor, furnished as an accessory. Without capacitor, output is 4.0 volts; with capacitor, output is 2.0 volts.



The MODEL W70 replaces 20 "Special" Cartridges.

Model W70 is a completely new cartridge in the Shure line. It replaces all the Webster "CX" and "C" Series Cartridges, comes equipped with all the necessary accessories. The W70 is more than an adequate replacement: it is an improvement, because it uses pin jacks—doing away with laborious "threading" of leads through the tone-arm. Model W70—List price.....\$4.95

**SHURE** The Mark of Quality

RADIO & TELEVISION NEWS

The strip material is phenolic, the transistor contacts are of phosphor bronze, and the solder contacts are copper. Internal connections are handled by a printed circuit. The strip is designed to handle the standard RETMA 3E15 transistor base.

**PRINTED CIRCUIT COUNTER**

The *Rudiac Company, Inc.*, 489 Fifth Avenue, New York 17, N. Y. is now offering a new Geiger counter employing a printed circuit.

The "Prospector" Model GC-238 utilizes miniaturized components, an



electronic high-voltage supply operating on standard low-voltage batteries, and a standard size Geiger tube built into the case for physical protection. The case is made of drawn aluminum and has a contoured non-slip handle.

The instrument weighs 2¾ pounds. It features three methods of indication, audio, flashing neon light, and a meter with three ranges of sensitivity.

**V.H.F. AIRCRAFT RADIO**

*Gonsat Company*, 801 S. Main Street, Burbank, California is now merchandising a compact, economical v.h.f. transmitter-receiver designed for use by private aircraft for plane-to-ground communication.

The AR-1 includes a receiver which is continuously tunable from 108 to 128 mc. to provide coverage of conventional range and tower frequencies in addition to those used for "Omni-



range." The transmitter is crystal controlled and has provision for eight channels, crystals for 122.1 and 122.5 mc. being supplied with each unit. Transmitter power input is 5.5 watts.

October, 1954



MODEL 70-RT

*Top  
Two*


FM-AM  
TUNERS

**FISHER**  
*Professional*  
**FM-AM TUNERS**

THE truest index to the quality of FISHER Tuners is the roster of its exacting users. An Eastern FM station uses the FISHER to pick up selected New York and Washington programs *direct*, for rebroadcast to its own community. Reception of FM stations over 150 miles distant, terrain permitting, is a regular occurrence, if you own a FISHER Professional FM-AM Tuner.

**MODEL 70-RT**

■ Features *extreme sensitivity* (1.5 mv for 20 db of quieting); works where others fail. Armstrong system, *adjustable AFC* on switch, *adjustable AM selectivity*, separate FM and AM front ends. Complete shielding and shock-mounting on main and subchassis. Distortion below 0.04% for 1 volt output. Hum level: better than 90 db below 2 volts output on radio, better than 62 db below output with 10 mv input on phono. Two inputs. Two cathode follower outputs. Self-powered. Exceptional phono preamplifier with enough gain for even lowest-level magnetic pickup. Full, phono equalization facilities. 15 tubes. Six controls, including Bass, Treble, Volume, Channel/Phono-Equalization, Tuning and Loudness Balance. Beautiful Control Panel. SIZE: 14¾" wide, 8½" high, 9¼" deep.



MASTERPIECE OF TUNER DESIGN

**MODEL 50-R**

■ Identical to the 70-RT but designed for use with an *external preamplifier-equalizer*, such as the FISHER Series 50-C.

MODEL 50-R



MODEL 70-RT  
**\$184.50**

MODEL 50-R  
**\$164.50**

PRICES SLIGHTLY HIGHER  
WEST OF THE ROCKIES

Write for Full Details  
**FISHER RADIO CORP.**  
21-23 44th DRIVE  
LONG ISLAND CITY 1, N. Y.

# A NEW KIND OF BOOK FOR TV SERVICEMEN

by MILTON S. KIVER

## "Analyzing and Tracing TV Circuits"



**YOU'LL MASTER ANY TV CIRCUIT**

the book that gives you all the knowledge you need and shows you HOW TO APPLY IT

A BASIC BOOK

for EXPERTS OR BEGINNERS

Written by an authority who gives you all the facts about every TV circuit and then actually tells you how to apply the knowledge for everyday Service SUCCESS and PROFITS. This book spells out in simple, easy-to-understand language the rules a technician must follow to become top-notch in his work—the rules you need for assured Service SUCCESS. It's the one "must" book for every Service Technician.

**CONTENTS:** Chapt. 1: Things You Should Know About Every Circuit. Chapt. 2: From the General to the Specific. Chapt. 3: Differences Between Schematics and Actual Sets. Chapt. 4: Following the D.C. Power Lines of a Set. Chapt. 5: Where the Boost B+ Fits In. Chapt. 6: The A. G. C. System—From Beginning to End. Chapt. 7: In and Around the Deflection Systems. Chapt. 8: First Things First. Chapt. 9: What To Do When You Meet an Unfamiliar TV Circuit. Chapt. 10: Summary.

168 PAGES, 8 1/2 x 11" **\$3.00**

ORDER JA-1. Only....

**ORDER TODAY**

HOWARD W. SAMS & CO., INC.

Order from your Parts Jobber today, or write to Howard W. Sams & Co., Inc., 2203 East 46th St., Indianapolis 5, Ind.

My (check) (money order) for \$..... enclosed. Send ..... copy(ies) of "Analyzing & Tracing TV Circuits" (JA-1, \$3.00).

Name.....

Address.....

City.....Zone.....State.....


(outside U.S.A. priced slightly higher)

The unit will fit into the glove compartment of small planes. The transmitter-receiver weighs 4 pounds, 7 ounces while the dynamotor power supply weighs 3 pounds, 4 ounces.

### CONNECTING CORDS

V & H Sales Company, Long Hill Branch, Bridgeport, Conn. is now offering its new "Audio-Aid Unit-Connectors" for the quick and neat inter-connection of audio components.

Shielded, insulated wire with "molded-on" insulation to protect the



soldered joints at the two phono plugs and convenient standard lengths of 3, 5, and 7 feet are features which have been incorporated for the audiophile.

The capacitance of 28  $\mu$ fd. per foot, shielding against a.c. fields, and the firmness of the joint between wire and plugs are added features. Special lengths are available on a custom basis.

### PORTABLE V.T.V.M.

Gertsch Products, Inc., 11846 Mississippi Ave., Los Angeles 25, California is now offering a portable, true peak-reading vacuum tube voltmeter, the Model VM-1.

Designed to operate over the bandwidth from 50 cps to over 100 mc., the new unit may be used to measure positive peak, negative peak, or the peak-



to-peak voltage of a waveform. Voltage range of the VM-1 is 100 volts full scale, with multipliers available to 30 kc. The actual measuring elements are housed in a probe to allow direct connection to the voltage source with a minimum of shunt capacity and series inductance.

### CRYSTAL DIODE CLIP

Atlas E-E Corporation, Bedford Airport, Bedford, Mass. is now offering a new diode clip which is capable of holding all the major makes of crystal

# GREYLOCK'S NEW HEADQUARTERS OPENING SPECIALS!

COMPLETE LINE OF STANDARD BRAND TV AND RADIO PARTS AND TUBES AT LOWEST POSSIBLE PRICES

STANDARD BRAND DISTRIBUTORS TUBES IN ORIGINAL BOXES ALL TYPES IN STOCK LESS 50% AND 10%

#### Cathode Ray Tubes—Dumant Licensed

12LP1 .....	\$14.20	16HKP4 .....	\$17.40
14BP4 .....	15.90	17BP1 .....	18.60
20CP1 .....	\$22.50		

plus large allowance on your old tube. All tubes shipped prepaid to us.

#### Selenium Rectifiers

65 Mil. ....	\$ .49	250 Mil. ....	\$1.19
100 Mil. ....	.75	300 Mil. ....	1.19
150 Mil. ....	.85	*350 Mil. ....	1.49
200 Mil. ....	1.19	400 Mil. ....	1.49
		*500 Mil. ....	\$1.69

\*Available in either flat or aircooled, please specify. Boxed 5c ea. extra.

Federal Selenium Rectifiers, 75 Mil. Special .49c

5" PM speaker, 1 oz. magnet. .... \$ .99

Special 1-prong standard 6 volt non-synchronous vibrator, brand new, fresh stock .....

Lots of 12—Net..... 12.95

American crystal cartridge type CR1A, 3 volts output, individually boxed, replaces Astatic L type, and many other

78RPM phono cartridges..... \$1.59

Webster N10P6 cartridge for 78 RPM..... 1.79

Astatic L-2 Pickup and cartridge..... \$2.59

Astatic MLP-1 crystal cartridge and pickup arm..... 2.95

Astatic nylon cartridge and needle..... 1.95

Jensen "Tri-Devil" universal osmium phono needle, 3-speed, last price \$1.50—

Special..... \$ .35

10 for..... 2.95

#### Tubular Electrolytic Condensers

8 mfd 450 volt..... 25c

8-8 mfd 450 volt..... 35c

20-20 mfd 150 volt..... 29c

#### 300-Ohm Twin Lead, 7 Strand

55 Mil 22 gauge, per 1000 ft..... \$ 8.95

100 Mil 20 gauge, per 1000 ft..... 13.95

100 Mil 20 gauge, Federal silver line, per 1000 ft..... 16.95

Aluminum ground wire, No. 8 soft, per 1000 ft..... 9.95

All-channel 8-element conical antennas—

cartons of 12, each..... \$2.49

(Individually boxed; add 75c ea. extra)

Stacking bars for above, per pair..... 50c

Low-band folded dipole, quick-rig..... \$2.99

High-band folded dipole, quick-rig..... .75

Combination of above hi and lo dipoles..... 3.59

4-Element High Band Yagis (Channels 7 through 13)..... \$1.69

OUR NEW LARGE QUARTERS OF OVER 15,000 SQ. FT. ENABLES US TO SERVICE YOU PROMPTLY AND EFFICIENTLY.

WE WISH TO TAKE THIS OPPORTUNITY TO THANK ALL OUR CUSTOMERS FOR THEIR PAST PATRONAGE.

All orders P.O.B. N.Y.C. No order accepted under \$5.00—25% deposit required on C.O.D. orders.

# GREYLOCK ELECTRONICS SUPPLY COMPANY

554 West 168th St. (nr. Broadway)

New York 32, N. Y.

Phone TOmpkins 7-9050

Convenient to All Subways & Buses

Around Corner 168th St. Bus Terminal

diodes including those with wire leads .018" diameter and up, and/or terminals from .065" to .085" diameter.

The clip has an average contact resistance of 750 microhms and a capacitance less than 1  $\mu$ fd. at 100 kc. at  $\frac{3}{16}$ " spacing, making it ideal for u.h.f. applications. It is silver-plated phosphor bronze and is available in three styles: for eyelet or hollow rivet mounting and through-panel connections, for surface panel mounting and connections, and for rear-of-panel connections.

#### ELECTRONIC SWITCH

*Electronic Instrument Co., Inc.*, 84 Withers Street, Brooklyn 11, N. Y. has added an electronic switch to its line of test equipment in kit and factory-wired form.

The new *Eico* Model 488 permits the simultaneous observation of two



separate traces on the screen of a scope. It also serves as a square-wave generator over the range of switching frequencies. It features continuously variable switching rates in three ranges from less than 10 cps to over 2000 cps.

#### H.V. CONVERTER

*Precise Measurements Company*, 942 Kings Highway, Brooklyn 23, N. Y. is in production on a miniature high-voltage converter which weighs less than 3 ounces.

Small enough to fit in the palm of your hand, the new unit delivers any voltage from 0 to 7000 volts by simply connecting the input to one or two dry cells. The unit will also operate on a.c. current.

Circuit diagrams, supplied with each unit, show suggested hookups including stabilizer circuits that provide regulation of 2% or better and use only a few simple components.

Applications include Geiger counters, phototubes, photoflash outfits, dust collectors, megohmmeters, etc.

#### INPUT TRANSFORMER

*United Transformer Company*, 150 Varick Street, New York 13, New York has added a highly shielded input transformer to its "Ouncer" series.


The Type O-16, designed to operate from a low-impedance microphone or line-to-grid, provides a 200:1 step-up impedance ratio. Frequency response is within 1 db from 30 to 20,000 cps. The primary is center-tapped, balanced

WE ARE PROUD TO ANNOUNCE THE  
*Greatest Advance*

IN AMPLIFIER DESIGN  
IN TWENTY YEARS!


# FISHER Z-MATIC

THE unusual, the choice—both are a regular and traditional product of our engineering laboratories. But never before have we offered a technological advance so obviously needed, so long overdue, as the exclusive FISHER Z-Matic. Regardless of the speaker system, be it a modest 8" unit or a giant assembly, the vast acoustic improvement contributed by FISHER Z-Matic is instantly apparent and truly astonishing. For Z-Matic has at one stroke eliminated the energy-wasting, distortion-producing mismatch that has prevented the *complete* union of speaker and amplifier ever since the advent of electronic sound reproduction. Z-Matic is now standard equipment on all FISHER amplifiers.



#### 50-Watt Amplifier • Model 50-A

100 watts peak! World's finest all-triode amplifier. Uniform within 1 db. 5 to 100,000 cycles. Less than 1% distortion at 50 watts. Hum and noise 96 db below full output. Oversize, quality components and finest workmanship. \$159.50



#### Master Audio Control • Series 50-C


"Finest unit yet offered." — *Radio and TV News*. 25 choices of record equalization, separate bass and treble tone controls, loudness balance control. 5 inputs and 5 input level controls, 2 cathode follower outputs. Chassis, \$89.50 • With cabinet \$97.50

#### What Z-Matic Does

- Multiplies the efficiency and effective audible range of *any* speaker system, regardless of size.
- The continuously variable Z-Matic control permits any setting, according to personal taste or the requirements of the speaker system.
- Eliminates need for oversize speaker enclosures and *automatically* corrects inherent deficiencies in speaker or speaker housing.
- Z-Matic must *not* be confused with tone equalization or loudness balance controls.

#### A Word to Our Patrons

Your FISHER 50-A or 70-A amplifier can be readily equipped with Z-Matic. A complete kit of parts and easy-to-follow instructions are available at a cost of only \$2.50 to cover handling. Give serial number and model.



#### 25-Watt Amplifier • Model 70-A

50-watts peak! More *clean* watts per dollar. Less than  $\frac{1}{2}$ % distortion at 25 watts (0.05% at 10 watts.) Response within 0.1 db. 20-20,000 cycles; 1 db. 10 to 50,000 cycles. Hum and noise virtually non-measurable! \$99.50

Prices Slightly Higher West of the Rockies

WRITE TODAY FOR COMPLETE SPECIFICATIONS  
FISHER RADIO CORP. • 21-23 44th DRIVE • L. I. CITY 1, N. Y.

*A Star Is Born...*

**Only EICO #232 Peak-to-Peak VTVM has all these Advanced Features ★**

**NEW PEAK-TO-PEAK VTVM AT LOWEST COST**

With Exclusive **Uni-Probe**



- ★ FOR THE FIRST TIME ALL CALIBRATION IS DONE WITH INSTRUMENT IN CABINET.
- ★ 7 non-skip ranges on every function — DC/RMS sine volts: 0-1.5, 5, 15, 50, 150, 500, 1500. (To 30 kv with HVP probe.) Res.: 0.2 ohms to 1000 megohms.—Uniform 3 to 1 scale ratio assures extreme wide-range accuracy.
- ★ Flat freq. response 30 cps to 3 mc.
- ★ Measures directly peak-to-peak voltage of complex & sine waves: 0-4, 14, 42, 140, 420, 1400, 4200. Vital for TV servicing. Saves the cost of separate Peak-to-Peak Probe.
- ★ Modern styling, etched panel; compact, easily portable. Size: 8½" x 5" x 5".
- ★ Terrific time and trouble-saver! One probe for all functions—in a "twist of the wrist" it selects DC or AC (Peak-to-Peak & RMS) OHMS!
- ★ No annoying lead tangle, no back-and-forth prod changing. Positive-action, rugged!
- ★ Complete with UNI-PROBE at no extra cost

**KIT \$29.95** **Factory Wired \$49.95**

Excellent for your bench  
Model 249 Peak-to-Peak VTVM with Giant 7½" Meter  
**KIT \$89.95** **Wired \$59.95**  
Complete with UNI-PROBE

**EICO** ELECTRONIC INSTRUMENT CO. INC.  
84 Withers Street  
Brooklyn 11, N. Y.  
Prices 5% higher on West Coast. © 54

See this amazing engineering achievement at your jobber today. Write now for FREE latest catalog RV-10

to 1%, and is suitable for sources of 150, 200, 250, 500, or 600 ohms. With 250 ohm sources, the secondary impedance is 50,000 ohms.

Very high shielding for minimum hum pickup is effected through the use of two heavy gauge Hipermalloy shields. The over-all dimensions are 1½" x 1½" x 1½" including the orientable mounting bracket.

(Continued on page 148)

**ARC REDUCTION**

By SOL DAVIS

**WHENEVER** a circuit is opened by means of a switch, through relay contacts, or by a telegraph key, sparking usually occurs. Sometimes it is rather difficult to reduce the sparking with the result that contacts become pitted or corroded. Besides the transient involved can cause interference in a receiver and if in the vicinity of a TV set or antenna, a slight case of TVI occurs.

A simple and easy method of curing this difficulty is diagrammed in Fig. 1.

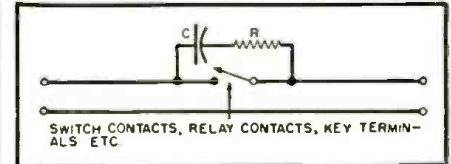


Fig. 1. Method for reducing contact arcing. See text on determining component values.

A condenser and series resistor are put across the terminals of the key, bug, or relay. The value of the condenser should be as large as possible, preferably .1 to .25 μfd., depending on the voltage rating. The resistor value is determined by  $R = E/2I$  where E is the value of voltage across the terminals and I is the current (in amperes) that is being broken.

This circuit has been used where several amperes at low and high voltages had to be opened as well as in circuits where milliamperes at hundreds of volts were interrupted and it has never failed to work.

**STRAP FOR TV TUBES**

**MANY** older television receivers have the picture tube arranged almost on the chassis. When removing for test it is necessary to place the picture tube about in its original position.

A light strap may be used to advantage to hold the picture tube in place, placing the strap over the tube and attaching to the chassis.

Care should be used with metal strap buckles so that they do not rest on or strike the TV tube. . . . H. L.

How strap is used to hold TV tube in place.



RADIO & TELEVISION NEWS

**Only \$36.78** Per Mo.  
(18 months)



**\$6750** Cash Down  
**\$67500** Wired-Tested

**Making Ham History!**  
**COMPLETE BAND SWITCHING 500 WATT GLOBE KING TRANSMITTER**

In keeping with WRL's policy of always giving you MORE WATTS PER DOLLAR, we now offer you a complete 500 watt bandswitching 160 through 10 meter transmitter using the popular husky 4-250 A tube in final. Complete TVI shielding and by-passing of RF section and meters. Includes co-ax antenna change-over relay and push-to-talk features. Pi-network final tuning will match any antenna system from 52 to 600 ohms with output impedance selector switch on front panel. This arrangement serves as an ideal antenna tuner. Several safety features included for protection of final tube which is forced air cooled. Has provision for VFO. High level 100% plate modulation. XMTR designed for future use with single sideband exciter. Hammertone finished cabinet approximately 31" H x 21¼" W x 15" D.

Write for Free GLOBE KING Folder No. 2

**WORLD RADIO LABORATORIES**

MODEL 500 Box 811 Council Bluffs, Ia. Phone 2-0277

are sharply tuned for high selectivity. In addition, where required, a cavity resonator can be inserted between the antennas and the receiver to give even higher selectivity.

There are a dozen push-buttons in the remote-control console. Ten of the push-buttons are for data station selection; the remaining two are used to select the desired receiver and transmitter at the repeater station.

The demodulated signal from the receiver is amplified first and then fed to a gated counter which counts the input cycles for a period of one second, displays the result for about a second, and then repeats the cycle. A digital printer records the output frequency as it appears on the frequency counter.

RADIO HAS ALSO come to the aid of instruments that can be used to measure the thickness of electro-deposited coatings.

In a device, called the "Dermitron," also developed at the Bureau of Standards, reflected flux is sensed in a single coil which is excited with high-frequency current when it is in close proximity to a specimen. The probe coil is very small and designed to be held in physical contact with the sample. Its miniature size makes it possible to measure plating thickness of small specimens and sharply-curved surfaces.

Power to the device is supplied by a commercial oscillator with a 6-watt output; the amount of current through the circuit is controlled by means of a voltage divider placed across the oscillator. Between the voltage divider and a d.c. microammeter is a parallel circuit containing in one branch a variable resistance and in the other the probe coil with its condenser. Each branch contains a germanium diode in opposite phase with the other. Thus, during one half of the cycle the current passes through the test probe and the meter, and during the other half of the cycle, the current passes through the variable resistance and the meter, but in the opposite direction. The d.c. meter registers the difference between these two currents.

Initially, it was said, the meter is made to read zero when the probe is placed on a reference surface of the bare basis metal. This is done by balancing the variable resistance against the test probe and its condenser. The test probe is then placed on the metallic surface to be tested, and the resulting change of impedance is indicated by the meter reading; this depends upon the conductivity of the metallic surface layer.

In practice, the Bureau's experts reported, a technique known as the peak method has been found to give most accurate measurements, because it diminishes errors due to dust or dirt on the sample, the geometry of the object and the inclination of the

# Fine Additions

TO COMPLETE YOUR  
HOME MUSIC SYSTEM

# FISHER ACCESSORIES



## MIXER-FADER • Model 50-M

NEW! Electronic mixing or fading of any two signal sources (such as microphone, phono, radio, etc.) No insertion loss. Extremely low hum and noise level. High impedance input; cathode follower output. 12AX7 tube. Self-powered. Beautiful plastic cabinet. **Only \$19.95**



## PREAMPLIFIER-EQUALIZER • 50-PR

Professional phono equalization. Separate switches for HF roll-off and LF turn-over; 16 combinations. Handles any magnetic cartridge. Extremely low hum. Uniform response, 20 to 20,000 cycles. Two triode stages. Fully shielded. Beautiful cabinet. Self-powered. **\$22.95**



## HI-LO FILTER SYSTEM • Model 50-F

Electronic, sharp cut-off filter system for suppression of turntable rumble, record scratch and high frequency distortion — with absolute minimum loss of tonal range. Independent switches for high and low frequency cut-off. Use with any tuner, amplifier, etc. **\$29.95**



## PREAMPLIFIER • Model PR-5

A self-powered unit of excellent quality, yet moderate cost. Can be used with any low-level magnetic cartridge, or as a microphone preamplifier. Two triode stages. High gain. Exclusive feedback circuit permits long output leads. Fully shielded. Uniform response, 20 to 20,000 cycles. **\$12.57**



## PROFESSIONAL PHONO CARTRIDGES

America's first factory-sealed, moving coil phonograph cartridge. You are the first to handle the cartridge you buy. High compliance improves low frequency response, reduces record hiss and wear. Exclusively with diamond stylus. Model 50-LP (33-45) or Model 50-ST (78). **Each \$37.50**



## SPEAKER ENCLOSURE • Model 50-H

Can be used with 12" or 15" single, coaxial, dual or triaxial speaker systems. Its over-all balance is instantly apparent. Smooth response to below 30 cycles. Does not require corner placement. Improves any speaker.

Model 50-HM (Mahogany) **\$114.50**  
Model 50-HB (Blonde) **\$119.50**

Prices Slightly Higher West of the Rockies

WRITE TODAY FOR COMPLETE SPECIFICATIONS

FISHER RADIO CORP. • 21-23 44th DRIVE • L. I. CITY 1, N. Y.

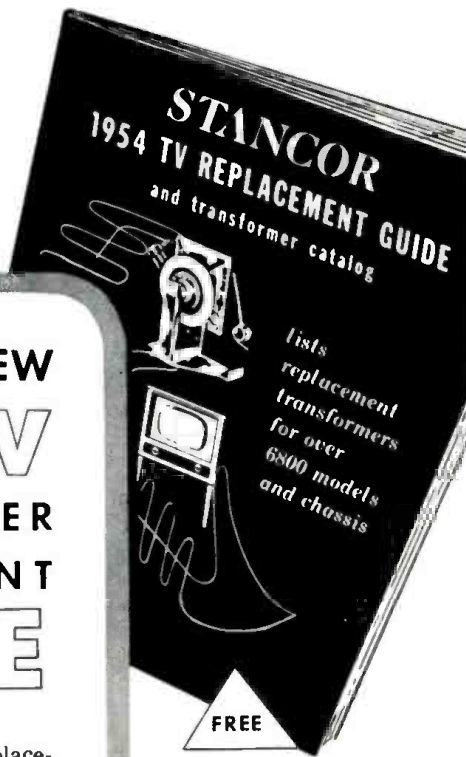
# Ready NOW!

## completely NEW STANCOR TV TRANSFORMER REPLACEMENT GUIDE

The new 1954 Stancor TV Replacement Guide and Catalog is a fully revised, up-to-the-minute listing of accurate transformer replacement data. Every recommendation has been rechecked against the latest information obtainable.

This Stancor reference lists over 6800 TV models and chassis of 115 manufacturers, including hard-to-locate information on "private label" sets.

To make your servicing easier, *virtually all flybacks, yokes and power transformers listed are exact replacements.* Where an exact replacement unit is not available, reference is made to the circuit or terminal changes required.



FREE

If you haven't received your copy, see your Stancor distributor, or write us directly.

### STANCOR-WILLIAMSON ULTRA-LINEAR HI-FI amplifier bulletin 479

Build your own ultra-linear hi-fi amplifier using Stancor high fidelity output transformer A-8072 (\$15.00 net). You can also use A-8072 to convert your present Williamson amplifier to ultra-linear operation. Bulletin 479, available FREE, contains performance curves, schematics, parts lists, chassis layouts and other helpful construction and conversion information.



Stancor transformers are listed in Photofact Folders and Counterfacts.

### CHICAGO STANDARD TRANSFORMER CORPORATION

3584 Elston Avenue Chicago 18, Illinois

EXPORT SALES: Roburn Agencies, Inc., 39 Warren Street, New York 7, N. Y.

probe. In this procedure, the probe is first brought near the surface of a bare piece of basis metal and then slowly raised. The needle of the meter will move in one direction until a peak value is reached; it will then reverse its direction. The instrument is adjusted so that the peak for the basis metal occurs at the zero reading. The probe is then placed on the sample to be tested and slowly raised until the peak reading for the sample is obtained. This method has been adopted for all measurements except those made on coatings of nonconductors on metals, or of poorly conducting metals on highly conducting metals. These coatings require direct contact between the probe and the surface of the specimen at the time of the reading.

The range of thickness which can be measured by this unique device depends upon the frequency used. A given frequency may be used only for thicknesses through which a significant amount of current penetrates. High frequencies are most suitable for the accurate measurement of thin coatings because the penetration of the current is shallower. At a frequency of 2 megacycles most coatings up to 1.5 mils in thickness can be measured accurately. A frequency of 100 kilocycles has been found to permit measurement of coatings up to 6 mils, but measurements of thin deposits have not been found to be so accurate at this frequency as at 2 megacycles.

Coils used for the test probe must be small; a coil used at 2.5 mc. is .030" in length and .10" in diameter. Coils are wound on a bobbin and cast in a resin to assure sturdiness and stability.

FOR THE FIRST TIME in the history of Australian radio, all of the broadcasting facilities in the nation were combined to cover the recent visit of the Queen of England. Over 350 remotes were used and tied in to a line that was, at times, several thousand miles in length.

Reporting on this ambitious broadcast in the *EBU Bulletin*, A. N. Finlay, assistant general manager of the Australian Broadcasting Commission, said that every precaution against failure was taken. The mike amplifiers and line equipment were supplied in duplicate. Attractive dual microphone holders were designed, so that standard type mikes could be unobtrusively mounted on a single stand. Special windshields were also designed and installed on the microphones in exposed locations to reduce wind noise. The noise was further reduced by means of high-pass filters designed to restrict the very low-frequency response of the mike circuits.

Nine portable magnetic tape recorders were used, and over 70 miles of tape recordings were made during the Royal Tour. Frequency-modulated link equipment, operating in the 75-mc. band, was used to cover the event. In one instance, the equipment was placed aboard a plane flying over the

### RADIO ENGINEERING DEGREE IN 27 MONTHS

Radio engineering is a big field. There's room for you in it—if you're good. Get first-class training at Indiana Tech. Intensive, specialized course, including strong basis in mathematics and electrical engineering, advanced radio theory and design, television, electronics. Modern laboratories. Low rate. Also B.S. DEGREE IN 27 MONTHS in Aeronautical, Chemical, Civil, Electrical and Mechanical Engineering. G.I. Government approved. Enter December, March, June, September. You can earn part of your expenses right here in Fort Wayne while you are studying.

### INDIANA TECHNICAL COLLEGE

9104 E. Washington Blvd., Fort Wayne 2, Indiana  
Please send me free information on B.S. Engineering Degree in 27 months as checked.

- Radio-Television  
 Civil  Mechanical  Aeronautical  
 Electrical

Name .....  
Address .....



If you are looking for cheap tubes, but if you want GOOD TUBES at reasonable prices this is for YOU

PREMIER Unconditionally Guarantees All Tubes For One Full Year VERY BEST BRANDS AVAILABLE FOR IMMEDIATE DELIVERY. INDIVIDUALLY BOXED.

Table listing various vacuum tube models and their prices, such as 6AC5GT, 6AG7, 6AL5, etc.

10% DISCOUNT ON ORDERS OF 100 TUBES OR MORE— 5% DISCOUNT ON 50 TUBE ORDERS

Write for our FREE BARGAIN CATALOG

DOUBLE CONYAGI and RADAR TYPE TV ANTENNA. Includes diagrams of antenna structures and descriptive text about their performance and price.

UHF BOW TIE ANTENNA, 300 OHM TWIN LEAD, TV MASTS AND HARDWARE. Includes images of antenna components and lists of parts with prices.

FILTER CONDENSERS table listing various capacitor models and their prices.

MOLDED TUBULAR BY-PASS CONDENSERS table listing capacitor models and prices.

MISCELLANEOUS BUYS: 6-foot LINE CORD UL, 10 for \$1.00; TV INTERLOCK COROS ea. 49c; I. P. TRANSFORMER-450 Kc. 19c; PILOT LIGHTS, Type No. 47 10 for 39c; 100 for \$2.95; VOLUME CONTROLS WITH SWITCH, 2 shaft, 1 med., 1/2 med., 1/4 med., .34c; SINGLE ION TRAPS... 19c; DOUBLE ION TRAPS... ea. 29c; OUTPUT TRANSFORMER-6 for 50L6, 29c for 6V6, 39c

TUBE KITS table listing various tube kit models and their prices.

SELENIUM RECTIFIERS table listing various rectifier models and their prices.

HI-FI at LO cost COAXIAL SPEAKERS. Includes images of speakers and text describing the products, such as 'New WEN "Quick HOT" Soldering Gun' and 'ELECTRO VOICE SP12-B'.

BRAND NEW TV PICTURE TUBES. Includes a table of tube models and prices, and text about conversion kits and guarantees.

RESISTOR KITS. Includes text about resistor kits and their prices, such as '100 for... \$2.95'.

AUDIOTAPE For Your Tape Recorder. Includes image of a tape recorder and text about audiotope products.

P M SPEAKERS table listing various speaker models and their prices.

21" TV CONVERSION KIT COMPLETE WITH CABINET AND NEW TUBE. Includes image of a TV cabinet and text about conversion kits.

70 degree cosine yoke with 4 leads and network. Includes image of a yoke and text about its price and features.

TERMS: 25% DEPOSIT with order, balance C.O.D. ALL shipments F.O.B. Chicago. ORDERS LESS THAN \$5.00—\$1.00 SERVICE CHARGE. CABLE ADDRESS: CONTULAB. These prices supersede all previously advertised prices, subject to change. PREMIER TV RADIO SUPPLY, division of CONTINENTAL CORPORATION 3239 West North Avenue, Chicago 47, Illinois. ARmitage 6-5550

Write for our free BARGAIN CATALOG

*W9WJV beats  
last year's  
Field Day record  
with hallicrafters*



Lawrence T. Fadner, team captain in Chicago's 1954 North Suburban Ham Club ARRL 40 meter CW Field Day bettered the club's last year record by nearly 30%.



and Hallicrafters SX88 is hot news too. More hams are telling each other about this new receiver than about any equipment in years.

*Used by 33 governments,  
sold in 89 countries*

**hallicrafters**  
CHICAGO 24, ILLINOIS



**MAIL THIS COUPON**

FREE—Send me World-wide Time Conversion Dial Calculator and all band frequency allocation chart plus a fund of other handy data.

Name \_\_\_\_\_

Address \_\_\_\_\_

City \_\_\_\_\_ State \_\_\_\_\_

Ham (call letters \_\_\_\_\_)  Listener

Occupation \_\_\_\_\_

Hallicrafters equipment I would like to know about:

\_\_\_\_\_

harbor to carry a report of the arrival of the Queen. Coverage on FM continued from the vessel carrying the Queen, a harbor ferry, and a car in the royal entourage.

Splitting amplifiers were used, it was said, to feed the Royal speeches and descriptions, where required, for public-address systems and for film or newsreel sound track purposes. In some instances, the sound tracks were dubbed in days later from magnetic tape recordings made at the station's studios. One of the unusual characteristics of the broadcasting system in Australia, the station's spokesman said, was the ability of the system to transmit simultaneously over a network of 64 medium-wave and nine short-wave transmitters in the nation and Papua-New Guinea. This facility was used for the broadcasts describing the arrival and departure of Her Majesty and the Duke, as well as the progress of the royal party through the capital cities in each state. These broadcasts were said to involve 11,500

miles of program lines; mostly of the open-wire type. When it is realized that this line length is nearly equivalent to the distance from the North to the South Pole, one can appreciate the complexity of the problem that was involved, and successfully solved.

**NOTWITHSTANDING** the number of grant withdrawals entered since the first of the year, there are a healthy number of stations now operating; nearly 400. And it has been forecast that before the year is out, we may see as many as 500 on the air. As this column was being prepared, stations noted on this page had received the green light to build.

**THE LIMITATIONS** of the present standard of time, the mean solar day, instigated a search a while ago for new methods to determine time and frequency. The probe resulted in the development of an atomic clock utilizing the absorption characteristics of

*(Continued on page 114)*

## NEW TV GRANTS SINCE FREEZE LIFT

*Continuing the listing of construction permits granted by FCC since lifting of freeze. Additional stations will be carried next month.*

STATE	CITY	CALL	CHANNEL	FREQUENCY (mc.)	POWER* (Video)
Alabama	Dothan	WTVY	9	186-192	55.6
Florida	Daytona Beach	WFMJ-TV	2	54-60	1.26
Nevada	Henderson	KLRJ-TV	2	54-60	10.96
Oklahoma	Tulsa	KVOO-TV	2	54-60	100
Oregon	Portland		12	204-210	316
Texas	Big Spring	KBST-TV	4	66-72	1.33

### NEW CALL LETTER ASSIGNMENTS

STATE	CITY	CALL	CHANNEL	FREQUENCY (mc.)	POWER* (Video)
Arizona	Mesa	KVAR	12	204-210	
Florida	West Palm Beach	WEAT-TV	12	204-210	
North Carolina	Gastonia	WTVX	48	674-680	
Ohio	Columbus	WTVN-TV	6	82-88	
"	Mansfield	WTVG	36	602-608	
Wisconsin	Wausau	WSAU-TV	7	174-180	
Texas	Corpus Christi	KVDO-TV	22	518-524	

\*ERP=(effective radiated power, kw.) . . . =Call letters to be announced

## NEW TV STATIONS ON THE AIR

(As of September 25, 1954)

The following new stations bring the lists published in previous issues up to date.

STATE	CITY	STATION	CHANNEL	FREQUENCY RANGE (IN MC.)	VIDEO WAVELENGTH (IN FT.)	VIDEO POWER (IN KW.)
Iowa	Sioux City	KTIV	4	66-72	14.61	51.2
Kentucky	Louisville	WOXL-TV	41	632-638	1.55	200
Maine	Poland	WMTW-TV	8	180-186	5.43	105
Missouri	Cape Girardeau	KFVS-TV	12	204-210	4.79	316
	Joplin	KSWM-TV	12	204-210	4.79	58.9
North Carolina	Durham	WTVD	11	198-204	4.93	60
Oklahoma	Muskogee	KTVX	8	180-186	5.43	316
Vermont	Montpelier	WMVT	3	60-66	16.1	18.3
Canada	London, Ont.	CFPL-TV	10	192-198	5.08	117
	Port Arthur, Ont.	CFPA-TV	2	54-60	17.8	5.1
	Quebec City, Que.	CFCM-TV	4	66-72	14.61	1.3
	Regina, Sask.	CKCK-TV	2	54-60	17.8	19.5

WACH-TV, channel 33, Newport News, Virginia, is now back on the air. WKAB-TV, channel 48, Mobile, Alabama; WCOC-TV, channel 30, Meridian, Mississippi; KSTM-TV, channel 36, St. Louis, Missouri; and WCHA-TV, channel 46, Chambersburg, Pennsylvania, have gone off the air.

The frequency of the video carrier = 1.25 + channel lower freq. limit. Total number of TV stations now on the air in U.S.: 395 (124 of which are u. h. f.)

# NEW

BARRIER DISC INSULATOR

BARRIER DISC INSULATOR

BARRIER DISC INSULATOR

BARRIER DISC INSULATOR

## WALSCO

### *Imperial*

INTRODUCING the greatest advance in Conical antennas ... it's the all-new WALSCO *Imperial*. Featuring a new "barrier disc" insulator with 2 inches of air space between the terminals to prevent shorts. Soot deposits, dirt, moisture, salt, etc., cannot affect this insulator. The WALSCO *Imperial* will therefore maintain lasting high gain performance anywhere, regardless of weather conditions. Contact surfaces and terminals will never rust or oxidize. Front end hardware is stainless steel to prevent corrosion losses permanently.

### IN 4 YEARS

Front end elements are pre-assembled to holding plates which are fastened to the insulator with one wing nut. Less than 2 minutes to assemble.

## MOST REVOLUTIONARY CONICAL ANTENNA

*3 year unconditional guarantee!*

### WALSCO

*Guaranteed lasting high gain on all VHF channels*

### ELECTRONICS CORPORATION

3602 Crenshaw Blvd., Los Angeles 16, Calif.

From New Zealand to Norway, from Formosa to Nigeria, wherever world wide all band reception is essential you will find Hallicrafters receivers as exemplified by the new Hallicrafters SX88, the most talked about receiver in years for amateurs, industrials and governments.

**hallicrafters** Chicago 24, Illinois



*Used by 33 governments  
Sold in 89 countries*

ammonia to provide a control element in a servo loop containing a precision oscillator. The success of this initial experiment has led to the further development of electronic atomic clocks utilizing cesium atoms. Now a cesium beam clock under development is expected to attain the staggering accuracy of 1 part in 10 billion! . L.W.

**APPLICATION NOTES**

By RUFUS P. TURNER, K6AI

**W**HILE the condenser substitution box (decade condenser) is a simple device, its efficient use depends upon observance of several rules taken for granted by the manufacturer of the unit. These rules are listed here for the benefit of the technician who either has given no thought to them or, through neglect, has forgotten them.

1. Check the residual capacitance of the box. This is done by turning all of the switches to zero and measuring the capacitance between the input terminals with an accurate bridge. Residual capacitance is between 10 and 25  $\mu\text{f}$  in good boxes. Add the measured value to all box settings whenever the setting is less than 1000 times the residual capacitance.

2. Use the shortest possible leads between the box and the external circuit, and keep these leads well separated. This reduces the added shunting capacitance. In some applications requiring close maintenance of lead separation, it may be advisable to use a length of low-capacitance coaxial cable for connection to the box. The inner and outer conductors of the cable provide two leads with constant and permanent separation. The total capacitance of the cable alone must be measured and this value added to all box settings.

3. If an accurate bridge is available, check the capacitance of the box at all settings and prepare a suitable correction chart.

4. If the box is to be used at radio frequencies, it should be inspected for internal resonances at the chosen frequencies. A grid dip meter or "Q"-meter can be used for the purpose.

5. Remember, charged condensers can deliver surprisingly vigorous electric shocks. When the box has been used in high-voltage d.c. circuits, the condensers should be discharged immediately after use. This can be done conveniently by short-circuiting the input terminals with a short piece of heavy wire, and turning each switch successively to each of its positions several times, pausing each time for at least 5 seconds. During storage, a heavy wire jumper should be connected permanently between the input terminals.

6. Do not expose the condenser box to a.c. or d.c. voltages or currents in excess of its ratings.

7. If the box contains electrolytics, observe the correct input polarity, and do not use on a.c. unless the unit is recommended for a.c. operation by its manufacturer.

8. Know the characteristics of the circuit in which the box is to be used. This means a knowledge of the exact value of d.c. voltage plus any superimposed alternating or fluctuating component. The combined voltage must not exceed the rating of the condensers in the box.

These few hints should be heeded for most efficient box operation. —30—

**INDICATOR SCOPE**

ID6/APN4



Made to operate in conjunction with Radio Receiver R9 APN-1. Unit includes one 5" scope tube, crystal controlled standard oscillator, sweep circuits, marker pulses. Good cond. Less tubes and crystal.

**\$14.95**

Weight 40 lbs. WITH TUBES & CRYSTAL.....\$19.95

**RG-7 U CABLE—NEW!**

97.5 ohms transmission cable, No. 19 single conductor, copper shielded, 100 ft. roll.....\$3.95  
500 ft. roll.....\$14.95

**ARB NAVY RECEIVER**

105 to 9650 KC. Four Bands, Labeled Dial. LF Slip 15 80 and 40 Meter—complete with Tubes and Dynamotor. Pur 24 Volt operation; easily converted to 110 V. 12 or 6 Volt. Size: 8 1/2" x 7 1/2" x 15 1/2". Excellent cond. With schematic. Weight 30 lbs.....**\$19.95**

**DU-1 DIRECTION FINDER LOOP AMPLIFIER** for A1B receiver. With tubes and loop. Excellent condition. With schematic. Wt. 10 lbs.....**\$19.95**



**C.A.P. SPECIAL BC-625 VHF TRANSMITTER**


Freq. range 100-150 Mc. With insulation section and speech amplifier, less tubes & crystals, with conversion slope. Used, good condition. (See Nov 53 CQ.) Wt. 17 lbs.....**\$9.95**

**TG-10 CODE KEYS**

Self-Contained Automatic unit for code practice signals from an inked type recording. Complete with 7 tubes and electric eye; Audio freq. output of 800 CPS. Size: 11 x 2 1/2 x 18 1/2"—110-220 VAC 60 cy.—78 RPM motor can be used for a turntable. Power unit can be used for a P.A. system—wt. 85 lbs. Used, clean cond.....**\$14.95**

**UHF TRANSMITTER-RECEIVER**

**APS-13**  
**\$395**



Freq. range 415-420 MC. 5 stages of 20 MC. HF amplifier. Complete with R.F. and I.F. sections. Less dynamotor, tubes and tube shields, with schematic. Excel. cond. Weight 12 lbs.

**UHF FM TRANSCIEVER APG-17**

2 watt FM transmitter-receiver radar set, frequency range 1475-1525 MC. The antenna system consists of 2 double-bay cylindrical parabolas to operate in the above frequency. Electronic computer unit has air cooled power supply for the transceiver. Complete installation. Brand new.....P.U.R.



**UHF TRANSMITTER**

15 watt UHF tunable transmitter, frequency range 475-585 MC. Two 8012 RF tubes as push pull oscillators. Wide band video amplifier 100-3500 KC. Blower motor cools RF section. Weight 45 lbs. Less tubes, good condition.....**\$9.95**



**234-258 MC RECEIVER**

11-tube UHF tunable receiver with schematic. Like new. Less dynamotor.  
**\$14.95**  
Rack.....\$3.50  
Control Box... 1.50



**TS-10 Sound Powered Handset**

Uses no batteries or external power source. Ideal for TV installation work, farms, construction projects, connecting outbuildings, extensions, etc., includes 5 ft. cord.  
USED cond. Each.....\$ 5.50  
NEW. Each.....9.95  
NEW. Per Pr.....18.50

**NEW HAM CIRCULAR!**  
Ask for your FREE copy!  
Drastic reductions on selected hot items!

All shots, F.O.B. wise. Calif. residents add sales tax, 25% deposit required. Specify shipping instructions and ADD SHIPPING COSTS TO EACH ORDER. All items subject to prior sale and change of price without notice.

**ARROW SALES INC.**  
Mailing Address: Box 3678-R, North Hollywood, Cal.  
Office-Warehouse: 7460 Varna Ave., N. Hollywood, Cal.

## Antenna Antics

(Continued from page 90)

home in the Olney section of Philadelphia one windy morning. The set was a 12" Philco and the channel 10 test pattern was bouncing up and down like a nervous "yo-yo." The bouncing was also apparent on channels 6 and 3, but was not nearly as disturbing.

After making our indoor antenna check to prove it was the antenna, we put up our aluminum ladder. The antenna was a couple of years old and there were quite a few places where the wire was loose. These we snugged in and the condition was partially alleviated. It wasn't quite satisfactory, however. So, we hooked up the telephones. I stayed on the roof and my cohort went down to watch the set.

At the next heavy gust of wind two things happened. My colleague yelled, "The picture's bouncing now," and I heard a loud metallic crash. I spotted the trouble on the antenna and so disregarded the crash. It sounded like a kid kicking over an ash can or something anyway. More important, the lead-in wire coming from the antenna connection to the mast stand-off insulator at the bottom of the mast had flapped against the metal mast. I flapped it a couple more times and the telephone on my ear confirmed that we had the trouble. The fluttering of the wire against the mast was causing the picture to jump excitedly. I installed two more mast stand-offs to take up the slack, so there would be no recurrence of the trouble. My partner signalled, "OK, three good pictures."

I went to the edge of the roof to climb down our ladder. Something was different, there was no ladder sticking up over the roof. I looked over the edge and there was no ladder. Where in the world—and then I saw it, a shiny, twisted mess stretched out across the pavements—our hundred and twenty-buck ladder.

I had to stand there, shivering on a windswept roof for an hour and a half until another crew was able to arrive and free me from my lonesome perch. Never again did I go on a roof without lashing the top and bottom of an aluminum ladder.

We were doing an orientation one day in lower North Philadelphia, in one of those fifty-year-old, three-story row houses. We didn't need the ladder since there was a trap door into the attic and then another trap door from the attic onto the roof. My partner went up on the roof and we hooked up the phones. The set was a 12" Emerson. Channels 3 and 10 were good but there was a bad ghost on channel 6.


My partner soon had the antenna loose from the mount and began to rotate it. The picture assumed all sorts of weird shapes and shades and

October, 1954

amazing freedom from noise with

# H. H. Scott

exclusive **DYNAURAL** noise suppressors



The 310 FM Broadcast Monitor Tuner has wide-band detector, full 150 kc IF passbands, and 3 stages of limiting allowing full advantage to be taken of high (2-microvolt) sensitivity, and giving quiet, distortionless reception of the even weakest signals. Adjustable DYNAURAL inter-station noise suppressor eliminates noise between stations. Drift-free, non-critical tuning sweeps through entire FM band with one motion.

**FM Tuner  
with DYNAURAL  
inter-station  
noise  
suppressor.**



The 232-A Laboratory Power Amplifier offers power ample for all but the very most complex systems. Outstandingly listenable, its specifications include 32 watt output, 12-80,000 cps flat frequency response, distortion less than 0.1% at full output, and noise and hum down by more than 85 db. Most practical choice and best buy among power amplifiers.



The 265-A Laboratory Power Amplifier is the best we are able to make. Its 65 watt output is more than enough for any application, and its unique, new adjustable "snubber circuit" provides maximum speaker protection even at full music output. Variable damping control permits exact speaker matching. An expensive amplifier for the perfectionist.



The 121-A DYNAURAL Equalizer-Preamp is the most versatile, complete control-compensation unit ever offered. It includes the patented DYNAURAL dynamic noise suppressor which virtually eliminates record scratch and rumble. Continuously variable turnover and roll-off equalization to compensate for any record — past, present, or future. Beautifully styled and self-powered.



The 120-CP Equalizer-Preamp is a beautiful "little jewel". Compact and self-powered, it offers exact professional control but with greater simplicity, convenience and economy than offered by the 121-A above. Like the 121 it includes hand-tooled, heavy leather case and machined anodized aluminum knobs for outstanding styling.



The 710-A Stroboscopic Broadcast Turntable features torsional and dual-stage mechanical filtering which bring motor rumble to more than 60 db down and wow to less than 0.1% while still permitting  $\pm 5\%$  speed and pitch adjustment. Beautifully styled and with built-in neon stroboscope, the 710-A provides unique convenient push-button selection of 33 $\frac{1}{3}$ , 45 and 78 rpm speeds, regardless of line frequency and voltage.



The 210-C DYNAURAL Laboratory Amplifier includes the best, most practical features developed by H. H. Scott, Inc. and at a "best buy" price. DYNAURAL noise suppressor, record distortion filter, eight equalization curves, input selector and tape recording and monitoring provisions make it the outstanding combination of features, performance and price.



The 99-A Transcription Amplifier offers control and compensation versatility matched by few amplifiers at any price. A complete equalizer-preamp and 12 watt power amp, the 99 audibly outperforms much more expensive units. The best buy and outstanding performer in the under - \$100 price field by actual listening comparisons.



## H. H. SCOTT inc.

"FREE BOOKLET"

Professional sound equipment by H. H. Scott, Inc. is designed for the discriminating music lover who recognizes and appreciates those extra features and engineering refinements separating the superb from the merely good. The medals, awards and ratings earned throughout years of pioneering in technical of styling trends are but an indication of the unique "listenability" of H. H. Scott equipment.

385 PUTNAM AVENUE,

CAMBRIDGE 39, MASS.



**hallicrafters**



**MAIL THIS COUPON**  
**FREE**—Send me World-wide Time Conversion Dial Calculator and all band frequency allocation chart plus a fund of other handy data.

Name \_\_\_\_\_  
 Address \_\_\_\_\_  
 City \_\_\_\_\_ State \_\_\_\_\_  
 Ham (call letters \_\_\_\_\_)  Listener  
 Occupation \_\_\_\_\_  
 Hallicrafter equipment I would like to know about: \_\_\_\_\_

then cleared up. I called, "Hold it there!" Channel 6 was coming in good, but when I checked 3 and 10, they were worse than 6 had been. I reported to the roof and after a bit more experimentation we knew that one aerial was not going to clear up the trouble. Channels 3 and 10 were coming best from one direction to the detriment of 6. The solution was either a rotating antenna or two separate antennas. The customer decided on two separate aeriels; one for 3 and 10 and the other for 6. These we installed and then mounted a knife switch on the rear of the set.

We were finished and I had come down out of the attic. My partner was climbing through the roof trap door, when he dropped his screwdriver into the attic. I shouted up for him to stay on the rafters while he was retrieving his screw driver. I had just completed the instructions when, like the heavens opening up, the plaster over my head began to crack in jagged lightning-like streaks. Then my erstwhile partner was spewed forth from the ceiling and fell amidst shrieks onto a bed next to me. Thank goodness for comprehensive insurance.

The majority of TV antenna troubles happen because of the effect weather conditions have on the system. Broken wire, loose wire, loose connections, and wire flapping against the antenna mast or house walls constitute most of the troubles. Sometimes the aerial might swing out of orientation or, it may not have been installed correctly in the first place; it may not be in the best spot or beamed correctly.

Above all, whenever on an antenna call, be careful on the roof, make all of your moves slowly, take time and be safe. —30—

**MAGNETIZATION OF TV BACK CUP**

By JAMES A. McROBERTS

THE gun of a picture tube is particularly sensitive to magnetic fields in its neighborhood, and such a field can originate in the cup affixed to the back of the set. If this cup becomes magnetized, you will get distortions of the picture when the back is on; the picture will be normal with the back off. The test is to use a cheater cord to furnish the set with power and move the cup over the neck of the cathode-ray tube while observing the picture (usually with a mirror). If the cup causes distortion, then it must be demagnetized or a new cup used.

A magnetized cup may result from putting the ion trap and assorted parts into it when changing a picture tube or performing some other service operation. It is such a handy place for holding such items. Put the ion trap some place else! Also, do not touch the cup with magnetized screwdrivers—maybe the one you are using has become magnetized from testing ion traps and speaker fields. Do not use the cup as a carrier for the yoke, and make certain that it does not come in contact with the loudspeaker, even temporarily. —30—

**NEXT TIME  
BE SURE!**


Next time insist on  
**PEERLESS** transformers

Peerless quality is  
**ECONOMICAL**

Peerless quality is  
**UNIFORM**

Peerless quality is  
**DEPENDABLE**

For years Peerless engineers have designed transformers to meet the most unusual and stringent specifications submitted by civilian manufacturers and government contractors, and have manufactured these transformers with tight quality control. The small difference in price means a BIG difference in performance.



Next time let us quote on your transformer requirements.

**PEERLESS**  
Electrical Products

A DIVISION OF **ALTEC**

9356 Santa Monica Blvd., Beverly Hills, Calif.  
161 Sixth Avenue, New York 13, New York

RADIO & TELEVISION NEWS

## MEET HARRY W. DICKOW

BY C. HOWARD BOWERS

FOR the most part, the men we have had the pleasure of interviewing for career sketches, have been quite versatile, i.e., commercial radio has been a good starting point. It gets one around, gives him the opportunity to see what's going on, and provides leads for bigger and better things! This article covers the wireless career of Henry W. Dickow of Garden Grove, California (near Los Angeles), who is one of the really old time wireless men of this country. Fact is, Mr. Dickow has been identified as an amateur operator, commercial operator, installer, inspector, manufacturer, radio and service shop owner, engineer, instructor, and publisher of magazines and radio data, and that about covers the field!

Henry Dickow admits falling victim to the wireless malady back in 1907 when it started gaining momentum; when promoters were pushing hot securities to a gullible public—even then there was glib talk about the possibility of the human voice eventually being transmitted through space. In those days amateur radio operators were not known as "hams" but rather as just plain "Nutz" who constituted quite a menace to their neighbors with their flimsy poles and sagging wires as well as the blinding glare and awful racket of the old open spark gaps. All these things brought real thrills and joy to their owners, however, and the excitement so stimulated young Dickow that he discarded a legal career that his father had foreseen for him and, quoting none other than Mr. Dickow himself, "I much preferred the dots and dashes of the continental code to the fame of those who mutter in legal jargon!"

By 1913 our friend, still in short pants, was really on the move when he braved the Government wireless examination—and passed! Again quoting the ex-publisher, "License in hand, I made straight for the Marine Superintendent's office of the Marconi Company, San Francisco and was promptly offered a job—with one proviso, namely that I must get a pair of long pants before being assigned a ship!" His first ship was a wooden schooner, the "SS Fifield" with

a wireless shack the size of a sardine can and about as smelly. Two trips aboard this craft and "school was out" for Dickow. No more of that in spite of the munificent salary of \$10.00 per month and chow. However he changed his mind (they always do) when Marconi suggested a larger steel ship, the "SS Grace Dollar" bound for the Orient. Three years on this and various other craft won him a position ashore in the construction department of RCA, the duties of which consisted of a daily tour of the San Francisco waterfront inspecting and checking the wireless gear of the ships in port.

Now ashore young Dickow founded the San Francisco Radio Club, Inc., and in due course published their first year book listing its roster and other activities as well as achievements. Thus began his interest in the publishing field which culminated in the founding of the monthly magazine, "Pacific Radio News." The magazine enjoyed a very brief existence as World War I interrupted and our publisher joined the Navy with a special request that he be assigned wireless duty in the Atlantic. True to form he was ordered to Honolulu, T. H. in the Pacific and put in charge of Navy radio station KHK. At the war's end he returned to San Francisco and served as Radio Inspector for the U. S. Emergency Fleet Corporation before acquiring a partner and resuming the publication of the "Pacific Radio News." A few months later our hero traded a full 5-watt de Forest radiophone transmitter to his partner for full interest in the magazine and became its boss! Success followed success in the publishing business with perhaps a slight dip during the 1929 depression until World War II when his publishing business was sold and Henry joined the Army Signal Corps as a Senior Radio Engineer. His discharge came after almost four years with the armed forces where he served with distinction.

Henry W. Dickow is an "old timer" in the wireless field but certainly not in years, and we wish him much luck and continued success!

-30-

SAVE MONEY... MAKE MONEY...

# LEARN TV

the practical way

17", 21"  
and  
27"

ASSEMBLE A  
**TRANSVISION  
TV KIT**

Pay as You Wire \$ **39**

Down Payment

I WILL HELP YOU to start learning TV the practical way — by assembling a TRANSVISION TV KIT in EASY STAGES. For only \$39 you get PACKAGE #1 (standard first pkg. for all of our kits). This package gives you the BASIC CHASSIS and over 450 TV COMPONENTS with complete Instructions, Drawings, Photos, Service Booklet, and a year's subscription to my "TV and Electronics Notes". When ready, you order the next stage (pkg. #2), etc. Low prices make your complete kit a terrific buy!



Shows 6 Great TV Kits:

EXCLUSIVE: Only Transvision TV Kits are adaptable to UHF. Ideal for FRINGE AREAS. No Previous Technical Knowledge required. Write now!

**FREE  
CATALOG**

**TRANSVISION**

THE OLDEST NAME IN TV KITS

Div. of Sigmastar Corp.

NEW ROCHELLE, N. Y.

MAIL THIS COUPON TODAY

Educational Director

TRANSVISION, INC., NEW ROCHELLE, N. Y. Dept. RN-10

I'm enclosing \$\_\_\_\_\_ deposit. Send standard kit PACKAGE #1, with all Instruction Material. Balance C.O.D.

Send FREE copy of your new TV Kit Catalog.

Name \_\_\_\_\_

Address \_\_\_\_\_

City \_\_\_\_\_

State \_\_\_\_\_

**BUY DIAMONDS  
at RHINESTONE Prices!**

Top Quality Receiving Tubes, individually boxed in attractive cartons, priced to build profits for you, satisfaction for your customers!


Write for details.

BARRACK, P.O. BOX 62, BROOKLYN 10, N. Y.

A genuine *Regency* 12 watt combination amplifier and pre-amplifier for high fidelity at moderate cost.

Model HF 150 • \$99.50 net from your dealer.

Regency makes a complete line of high fidelity amplifiers and tuners from one thousand dollars to about seventy dollars.



Burton Browne advertising

# BALLOT

## hallicrafters

### ON THE LATEST BALLOT:

119 Geophysical laboratories

41 Automotive field experimentation groups

4 Nuclear laboratories

73 Chemical research installations

208 Electronic research laboratories

382 Colleges and universities (various departments cooperating with industry)

72 Meteorological groups

Use Hallicrafters communications equipment in testing, research and in the field. Are you familiar with the complete line of Hallicrafters communications equipment for use in industry?

## hallicrafters

4401 West 5th Avenue  
Chicago 24, Illinois

Please send full information on Hallicrafters line.

Name.....

Title.....

Company name.....

Address.....

# OUTDOOR SOLDERING

By ELBERT ROBBERSON

Use this simple trick when soldering in remote places where power lines are not available. A car battery can be employed.

ONE of the problems a marine-radio technician faces when loading his tool kit for a job on a boat is what to do about soldering. Although in many boat-radio repairs soldering is not required, on the jobs where it is, the supply voltage may be 6, 12, or 32 volts so the conventional electric soldering iron is useless. Consequently an iron is seldom carried.

But what about that one-in-a-hundred job of replacing a resistor wired to a miniature socket, or some other operation that can be performed only by soldering? Working on a boat, you are marooned when it comes to getting more tools from the shop.

In a jam, a little ingenuity can be used in place of several pounds of assorted soldering irons. From his pockets, or the bottom of the tool bag, a technician can usually dig up all that is needed to solder anything from the pigtail on a 1/8-watt resistor up to a battery cable half-an-inch thick, by the system of resistance soldering.

Fig. 1 shows the basic circuit used in resistance soldering. Although it may appear similar to that of arc-welding, this is different in that no attempt is made to draw an arc—a light contact is maintained with the point of the carbon and heat is generated as a result of the resistance of this junction. In a matter of seconds, the work rises to the proper heat and solder may be flowed into the joint.

The heat generated depends upon the current, which, of course, is a function of both the battery voltage and circuit resistance, in accordance with the relation  $I^2R$ . Sufficient heat for heavy soldering, such as required

Resistance soldering is facilitated by a simple holder for the carbon electrode, which is made up from brass pipe fittings, using a drill and hacksaw. Note that the lug, which is heavier than the wire, is the part of work to which heat is applied.



118

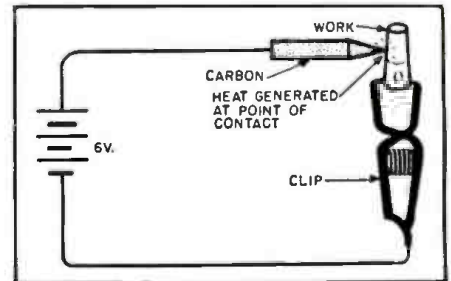


Fig. 1. Basic circuit used in resistance soldering. While similar to arc welding, no attempt is made to draw such an arc.

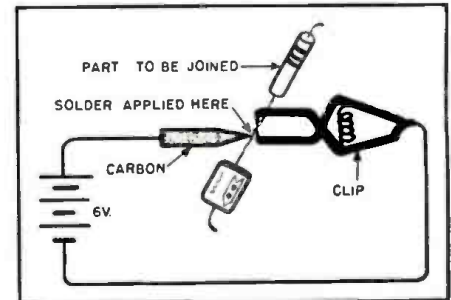



Fig. 2. Using the resistance welding technique in soldering two component parts.

on heavy battery cables or copper tubing, may be generated by a 6-volt battery, while lighter soldering calls for lower voltage, obtained by tapping across only part of the battery. Heavy leads, #8 stranded copper or larger, should always be used so that most of the heat is generated at the point of the carbon, not in the supply cable.

Electrodes are of the very simplest sort—carbons pulled from flashlight dry-cells and filed to a point on one

By using a common lead pencil, a broken loop connection in this direction finder is being soldered. About an inch from the point, the pencil is notched, exposing the graphite, and the "hot" battery wire is clipped on. See text for full details.





# Which Do You Want?



Better Pay



A Nice Home



Greater Security



A New Car



Happy Vacation and Travel

add technical training to your practical experience and

Get Your FCC Ticket  
-Then Use Our  
Amazingly Effective  
Job-Finding Service  
To Get a Better Job

Get Your  
**FCC** COMMERCIAL  
RADIO OPERATOR  
**LICENSE**  
IN A MINIMUM OF TIME!




I can train you to pass your FCC License Exams in a minimum of time if you've had any practical radio experience—amateur, Army, Navy, radio servicing or other. My time-proven plan can help put you, too, on the road to success.

Let me send you FREE the entire story. Just fill out the coupon and mail it. I will send you, free of charge a copy of "How to Pass FCC License Exams," plus a sample FCC-type Exam, and the amazing new booklet, "Money Making FCC License Information."

Carl E. Smith, E.E.  
President

Get This  
Amazing Booklet  
FREE...



TV ENGINEERING  
INCLUDED IN OUR  
TRAINING AND  
COACHING

**TELLS HOW**

**HERE IS YOUR GUARANTEE**

If you fail to pass your Commercial License exam after completing our course, we guarantee to continue your training without additional cost of any kind, until you successfully obtain your Commercial License, provided you first sit for this examination within 90 days after completing your course.

**WE GUARANTEE**

TO TRAIN AND COACH YOU AT HOME IN SPARE TIME

UNTIL YOU GET **YOUR FCC LICENSE**

**TELLS HOW**

EMPLOYERS MAKE

**JOB OFFERS Like These to Our Graduates Every Month**

Letter from nationally-known Airlines. "We would also appreciate if you would place the following additional advertisement in your Bulletin—Wanted —Superintendent of Communications..... Salary \$666.66 per month. Letter from nationally-known Airlines. "We are contemplating placing..... an Airline Ground Radio Engineer." Starting salary \$385 per month. These are just a few examples of the jobs offers that come to our office periodically. Some licensed radioman filled each of these jobs. It might have been you!

**HERE'S PROOF FCC LICENSES ARE OFTEN SECURED IN A FEW HOURS OF STUDY WITH OUR Coaching AT HOME in Spare Time**

Name and Address	License	Lessons
Lee Worthy 2210 1/2 Wilshire St., Bakersfield, Cal.	2nd Phone	16
Clifford E. Vogt Box 1016, Dania, Fla.	1st Phone	20
Francis X. Foerch 38 Beuler Pl., Bergenfield, N. J.	1st Phone	38

**CLEVELAND INSTITUTE OF RADIO ELECTRONICS**  
Desk RN-69, 4900 Euclid Bldg., Cleveland 3, Ohio  
CARL E. SMITH, E.E., Consulting Engineer, Pres.

**TELLS HOW**

**Our Amazingly Effective JOB-FINDING SERVICE Helps CIRE Students Get Better Jobs**

Here is just one recent example of Job-Finding Results Gets Five Job Offers from Broadcast Stations


OURS IS THE ONLY HOME STUDY COURSE WHICH SUPPLIES FCC-TYPE EXAMINATIONS WITH ALL LESSONS AND FINAL TESTS.

"Your 'Chief Engineer's Bulletin' is a grand way of obtaining employment for your graduates who have obtained their 1st class license. Since my name has been on the list, I have received calls or letters from five stations in the southern states, and am now employed as Transmitter Engineer at WMMT."

Elmer Powell, Box 274, Sparta, Tenn.

Your FCC ticket is recognized by most employers in the electronic field as proof of your technical ability.

Get All 3 Free  
MAIL  
COUPON  
NOW



**CLEVELAND INSTITUTE OF RADIO ELECTRONICS**  
Desk RN-69, 4900 Euclid Bldg., Cleveland 3, Ohio  
(Address to Desk No. to avoid delay)

**B** I want to know how I can get my FCC ticket in a minimum of time. Send me your FREE booklet, "How to Pass FCC License Examinations" (does not cover exams for Amateur License), as well as a sample FCC-type exam and the amazing new booklet, "Money-Making FCC License Information." Be sure to tell me about your Television Engineering Course.

Name .....  
Address .....  
City ..... Zone ..... State .....

For prompt results, send air mail.  
Special tuition rates to members of the U. S. Armed Forces.

**A**.... Always  
**B**.... Buy  
**C**.... Columbia

"Out they go! Prices smash!  
 Call on Columbia! Save yer cash!"

8C-761 SIGNAL GENERATOR: 420-500 MC.  
 U.S. oscillator. New condition. **\$3.49**  
 Only.....

RA-105 POWER SUPPLY  
 115V. 60 cycles. Plus 2,000 V. output in several  
 ranges. Parts alone worth **\$14.95**  
 \$75.00. Wt. 150 lbs. Special.....

APN-4A LORAN: Complete with Indicator, pre-  
 receiver, power supply, converter, plugs, racks,  
 etc. Good condition. **\$95.00**  
 SPECIAL.....

RG8/U COAX CABLE  
 52 ohm. New, boxed. With P-259  
 Plug on each end. 110 ft. **\$5.49**

BC-669 TRANSMITTER-RECEIVER  
 50 W. Freq.: 1745-4255 Kc. All tubes and  
 crystals. In chest. Like new con- **\$85.00**  
 dition.....

NOVICE CRYSTALS AMATEUR CRYSTALS  
 20 for \$1.25 10 for \$1.25  
 10 for 10.95 10 for 10.95  
 All crystals tested for Send for FREE Crystal  
 activity. Catalogue

ARB Receiver  
 Freq. 195-9050 Kc. Covers Beacon, Marine,  
 Broadcast, 80, 75, and 40 Meters. Loop input  
 or single wire. Motor driven band switch.  
 Can be used to complete remote control wire-  
 DU-1 amplified loop. **\$39.95**  
 Excellent condition.....  
 RECEIVER only **\$19.95**

2 Meter or 220 Band Variable Transmitter  
 Freq. 95-215 MC. 30 W. output R.F. control s  
 2-8d2, 2-3K1, 2-8d4, 1-6V5, 1-6V6, 3-B  
 1-931 photoelectric cell, 2-24 V. motor blow-  
 ers, etc. Real giveaway. **\$17.95**  
 Like new.....

VARIAC: 5 amp. Excellent cond. **\$12.50**

DYNAMOTORS  
 PE-103 DYNAMOTOR UNIT: With filter assem-  
 bly. 6 1/2 VDC input. 500 VDC @ **\$19.50**  
 approx. 200 MA. Good, used.....

PE-101C: For conversion to 0 V. See Also  
 C-4. New, boxed. **\$4.50**

YFS-3 DUAL SCOPE: Used for PPI radar, labs,  
 etc. New condition WITH 7B17 & **\$14.95**  
 5CP1 CATHODE TUBES.....

With 28 MORE TUBES..... **\$22.50**

TRANSFORMER-CHOKE SPECIAL!  
 CHOKE: 10 Henry, 100 MA. **\$2.95**  
 TRANSFORMER: P-1, 117 VAC 60 cycles. Sec. 5  
 V @ 2 amp.; Sec. 6.3 AC at 2 amp.; Sec. 6.3 V.  
 at 7 amp. Sec. 3-10 VDC using 5Y2  
 rectifier. BOTH FOR THE PRICE OF **\$2.95**  
 ONE! NEW!  
 SWINGING CHOKE: 8-25 Henry, 100 M.A. **\$4.95**  
 New.....

ARC-5 OR 274-N TRANSMITTERS  
 All pre-tested & guaranteed!  
 2-1/2 mes. Used. \$12.95. New. **\$19.95**  
 3-4 mes. With tubes. **25.00**  
 4-5-3 mes. With tubes. **7.50**  
 5-3-7 mes. With tubes. **6.95**  
 7-0-1 With tubes. Like new. **12.50**  
 T-23/ARC-5 VHF TRANSMITTER. For  
 C.A.P. with tubes 100-150 MC. **22.50**  
 Crystal control.....

ARC-5 OR 274-N RECEIVERS  
 Equipped with Tuning Knobs  
 10-55 kc. **\$12.95**  
 1-5-3 mes. Like new. **14.50**  
 3-6 mes. **7.95**  
 6-0-1 mes. With tubes. Fair. **3.95**  
 New. **19.50**  
 6-0-1 mes. Like new. Less tubes. **6.95**  
 HC-456 274-N Modulator. Less dynamo-  
 motor. Excel. cond. **3.95**  
 12 V. Command Receiver Dynamotor.  
 New. **10.95**  
 H-28 VHF ARC-5 Receiver. **19.50**  
 Plus All Accessories Needed for Above.  
 Conversion dope available on request.

LM FREQUENCY METER  
 Crystal calibrated. 125-20,000 Kc. Modulated.  
 Excellent cond. Complete with **\$24.50**  
 uncalibrated book. SPECIAL.....

Rear Seat Speaker Kits! New! Wired!  
 Complete with hardware. **\$7.49**  
 5"x7"  
 8"x9" **\$8.95**

SCR-183 12 V. Receiver & Transmitter  
 Covers Marine, Aircraft and Ham bands with  
 proper coil. WITH 2 coils, 2 control boxes,  
 tuning head, flex cable, 12 V. dynamotor.  
 Approx. 25 W. out. **\$12.95**  
 Plus schematic. Only.....

Assorted Resistors—New!  
 Long pin-tails. American made—not Japanese.  
 Kit of 1,000 **\$7.50**  
 Kit of 500 **4.25**  
 Kit of 100 **.98**  
 Kit of 50 **.65**

Oil-Filled Condensers All Brand New!  
 8 MFD @ 600 VDC **5.89**  
 2 for **1.75**  
 8 MFD @ 1,000 VDC **1.89**  
 2 for **3.50**  
 10 MFD @ 600 VDC **1.19**  
 2 for **2.29**  
 8 x 8 MFD @ 600 VDC **.95**


New Sigma Relays  
 DIPPT. Hermetically sealed octal base. No better  
 values!  
 15,000 OHM. Each **\$2.99**  
 2 for only **5.00**  
 5,000 OHM. Polarized. Each **1.99**  
 3 for **5.00**

New 7-ft. Collapsible Antenna AN-75 **\$1.29**  
 with base.....  
 Y-17 MIKES—good physical cond. **\$2.95**  
 Each.....

NOTE: All items subject to prior sale and  
 change of price without notice. 25%  
 deposit required on ALL orders, balance C.O.D.  
 Minimum order: \$2.50

SEND FOR NEW FREE CATALOGUE!

**Columbia ELECTRONICS**  
 2251 W. WASHINGTON BLVD.  
 LOS ANGELES 18, CALIFORNIA



Soldering with no "tools." The carbon rod  
 is pulled from center of flashlight cell,  
 the current feed wire wrapped around one  
 end, and the whole gripped with pliers.

end or even common wooden pencils.

There are several methods by which  
 this kind of soldering may be per-  
 formed, either as a regular matter of  
 course or as a strictly emergency  
 measure. The worker who intends to  
 do heavy resistance soldering regu-  
 larly may want a tool such as the  
 pistol-grip carbon holder shown in the  
 photograph. This tool consists basi-  
 cally of a piece of threaded brass pipe  
 into which the carbon will slip, with a  
 pipe cap having a hole just large  
 enough to pass the carbon. The pipe is  
 slit on the threaded end with a hack-  
 saw, so that screwing the cap on has  
 a compressing action to grip the elec-  
 trode firmly.

A handle which may be whittled or  
 sawed from boxwood and a strapping  
 arrangement to secure the carbon  
 holder to it, complete the tool. A  
 piece of #6 flexible cable is used for  
 connection to the battery.

Another possibility is that the tool  
 bag usually boasts a pair of "visc-  
 grip" pliers and these can be used as  
 an electrode holder for even the heavi-  
 est work.

For fine work, there is nothing better  
 than a common lead pencil. The wood  
 insulates the electrode except at the  
 very tip, and the heat can easily be  
 kept to an entirely safe level for the  
 most delicate components.

In the usual boat-radio installation,  
 current for resistance soldering can  
 be taken from the power mains to the  
 equipment being worked on. In this  
 case, it is safest to disconnect the sup-  
 ply lines from the equipment to make  
 accidental flow of current inside the  
 set impossible; although if care is  
 used it is often possible to leave the  
 cables connected and to ground the  
 work to the chassis with a clip-lead,  
 and obtain soldering current by con-  
 necting the carbon to the "hot"  
 power-input terminal.

Since voltages higher than six are  
 too hot, when working on gear having  
 higher voltage input, the feedline can  
 still be used as a current source if the  
 battery end of the cable is tempo-  
 rarily connected to only one battery of  
 the bank.

There may be instances where it  
 would be difficult to use the equipment  
 feedline for the supply of soldering  
 current. In this case, a single battery  
 may be "borrowed" from the vessel's

**COMPLETELY  
 SERVICE...  
 COLOR TV  
 with only two  
 NEW instruments!**



**RAINBOW GENERATOR**  
 Model 150  
 Patent Pending

NEW CIRCUITS incorporated in this instrument  
 greatly simplify the TEST and ALIGNMENT of  
 color TV circuits. NEW LINEAR PHASE SWEEP  
 produces the COMPLETE PHASE RESPONSE  
 CURVE, assuring greater accuracy with faster align-  
 ment and elimination of color bar drift problems.

**APPLICATIONS**

- MASTER PHASE CONTROL test and alignment
- CHROMA DEMODULATOR test and alignment (either I/Q or R-Y/B-Y)
- QUADRATURE TRANSFORMER test and alignment
- MATRIX CIRCUIT test and alignment
- BURST AMPLIFIER test and alignment
- PHASE DETECTOR CIRCUIT alignment for reference oscillator
- REACTANCE CONTROL and REFERENCE OSCILLATOR adjustment
- 3.58 MC TRAP alignment
- TROUBLESHOOTING and PHASE ALIGNMENT in the home by picture patterns.



**WHITE DOT GENERATOR**  
 Model 160

THE WHITE DOT GENERATOR ENABLES COM-  
 PLETE ALIGNMENT OF ALL COLOR CON-  
 VERGENCE CIRCUITS PLUS SWEEP CIRCUIT LINEARITY  
 AND SIZE, AS WELL AS GENERAL TROUBLE-  
 SHOOTING BY SIGNAL TRACING.

**APPLICATIONS**

- DYNAMIC CONVERGENCE—vertical and hori-  
 zontal test and adjustment
- DC CONVERGENCE—  
 test and adjustment
- DEFLECTION COIL—  
 positioning for best convergence
- BEAM MAGNETS—alignment for best convergence
- DYNAMIC PHASE ADJUSTMENT—vertical and  
 horizontal
- FOCUS—test and adjustment of  
 DC and dynamic focus
- TROUBLESHOOTING  
 of all circuits affecting convergence
- LINEARITY—  
 test and adjustment of horizontal and vertical  
 sweep linearity
- TROUBLESHOOTING from  
 antenna to picture tube by signal tracing.

**WIN-TRONIX**  
**WINSTON ELECTRONICS, INC.**  
 Dept. 101, 4312 Main Street  
 Philadelphia 27, Pa.

bank or an engine and brought to the radio. This is safer than taking the work to the battery, because of the ever-present danger of gasoline fumes or hydrogen below decks, which might be ignited by the incandescent carbon.

In addition to using care in handling the hot carbon to avoid the danger of fire or painful burns, it is also necessary to be careful not to look too long at the hot spot while soldering. If the carbon is held so the holder is between the contact point and the eyes, there will still be sufficient visibility to do the work, without the danger of glare-blindness.

Not only does resistance soldering insure that radio repairs can easily be performed out in the middle of the bay—the feature of plenty of heat, fast, makes it a very useful adjunct to conventional soldering tools on the bench in the shop. One of the batteries of a d.c. power-supply bank can be used, or transformers can be bought that are made for the job, and come with accessories to take care of many different kinds of work.

Don't be all at sea, when it comes to seagoing soldering. Use your pencil and discover just how easy those soldering jobs can be. —30—

### MINIATURE EQUALIZER

By JOHN J. HOWELL, JR.

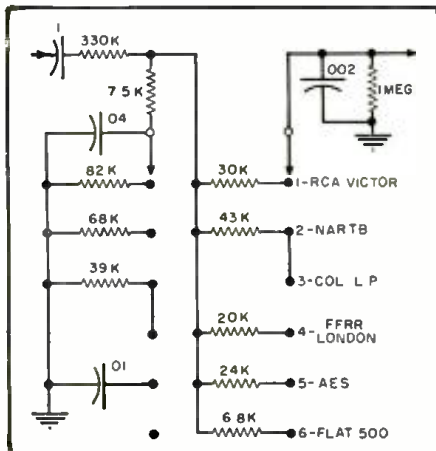
USING Mr. Boegli's article in the April issue ("New Developments in Phono Equalizers") as a base, I have been able to build an equalizer small enough to fit into a two-inch chassis, three inches deep, by using a Mallory 3126J rotary switch.

Wiring has been limited to the pig-tails except for the three leads necessary to connect to the grid, plate, and ground.

The omission of the 78 rpm and 250 cycle steps is justified for most fans because of the widespread use of LP and 45 rpm records.

Several of my friends have installed this unit in their preamplifiers and are so pleased that I thought that I would pass it along for the benefit of others. The circuit diagram of Fig. 1 gives an idea of the equalizer's compactness. —30—

Fig. 1. A miniaturized equalizer based on Boegli's circuit of April 1953 and using a Mallory 3126J rotary selector switch.



October, 1954

# OUTSTANDING for HIGH FIDELITY!

## COLLINS TUNERS and RECEIVERS

BUY DIRECT AND SAVE

'PRE-FAB' AUDIO PRODUCTS CO.

NOW!...with AFC

Collins Audio Products Co. is an equal opportunity employer with Collins Radio Co.

Each Collins Tuner Kit is complete with punched chassis, tubes, power transformer, power supply components, hardware, dial assembly, tuning eye, knobs, wire, etc., as well as the completed sub-assemblies: FM tuning units, AM tuning units, IF amplifiers, etc., where applicable. All sub-assemblies wired, tested and aligned at the factory make Collins Pre-Fab Kits easy to assemble even without technical knowledge. The end result is a fine, high quality, high fidelity instrument at often less than half the cost—because you helped make it and bought it direct from the factory.




FM Tuner Kit

\$55

with AFC \$58.00

The FM-11 tuner is available in kit form with the IF Amplifier mounted in the chassis, wired and tested by us. You mount the completed RF Tuning Unit and power supply, then after some simple wiring, it's all set to operate. 11 tubes: 6J6 RF amp, 6AG5 converter, 6C4 oscillator, 6BA6 1st IF, (2) 6AU6 2nd and 3rd IF, (2) 6AU6 limiters, 6AL5 discriminator, 6AL7-GT double tuning eye, 5Y3-GT rectifier. Sensitivity 6 to 10 microvolts, less than 1/2 of 1% distortion, 20 to 20,000 cycle response with 2DB variation. Chassis dimensions: 12 1/2" wide, 8" deep, 7" high. Illustrated manual supplied. Shipping weight 14 lbs.



FMF-3 Tuning Unit

\$15<sup>25</sup>

with AFC \$18.75

The best for FM. The most sensitive and most selective type of "front end" on the market. 6 to 10 microvolts sensitivity. Image ratio 500 to 1. 6J6 tuned RF stage, 6AG5 converter, 6C4 oscillator. Permeability tuned, stable and drift-free. Chassis plate measures 6 1/2" x 4 1/2". In combination with the IF-6 amplifier, the highest order of sensitivity on FM can be attained. Tubes included as well as schematic and instructions. Draws 30 ma. Shipping weight FMF-3: 2 1/2 lbs. Dial available @ \$3.85.

IF-6 Amplifier

6 Tubes. Shipping Wgt. 3 lbs.

\$19<sup>75</sup>

### FOR USERS OF COLLINS TUNERS

Receive \$5.00 credit toward the new FMF-3A front end! Mail us your old front end with \$13.75 and we will send you the new, improved FMF-3A with A.F.C., or, remit the full amount of \$18.75 and when we receive your old unit in return a check will be mailed you for \$5.00.



AM-4 Tuning Unit

\$24<sup>50</sup>

Tops in AM superhet performance! A 3-gang tuning condenser gives 3 tuned stages with high sensitivity and selectivity. Assembly is completely wired, tested and aligned ready for immediate use. Frequency coverage 540 KC to 1650 KC at a sensitivity of 5 microvolts. Tubes 6BA6 RF amplifier; 6BE6 converter; 6BA6 IF amplifier and 6AT6 detector. Draws 30 ma @ 220 volts. Mounts on a chassis plate measuring 4" x 7 3/8". Shipping weight 2 1/2 lbs. Dial available at \$3.85.



FM/AM Tuner Kit

\$77<sup>50</sup>

with AFC \$81.00

The original 15 tube deluxe FM/AM pre-fab kit redesigned on a smaller chassis. The tuner now measures 14" wide by 12" deep by 7 1/2" high. This attractive new front and dial assembly opens up new applications where space is at a premium. Kit includes everything necessary to put it into operation—punched chassis, tubes, wired and aligned components, power supply, hardware, etc. Kit comprises FMF-3 tuning unit, IF-6 amplifier, AM-4 AM tuning unit, magic eye assembly and complete instructions. All tubes included. Shipping weight 19 lbs.

MAIL COUPON TODAY

To Collins Audio Products Co. Inc. RN-10  
P.O. Box 348, Westfield, N. J.  
Tel. WE8field 2-4290

FM Tuner Kit  FM/AM Tuner Kit  FMF-3 Tuning Unit  
 with AFC  with AFC  with AFC  
 IF-6 Amplifier  AM-4 Tuning Unit

NAME .....

ADDRESS .....

CITY ..... STATE .....

Amount for Kit \$ ..... See weights, add shipping cost \$ .....

Total amount enclosed \$ ..... Check  Money Order

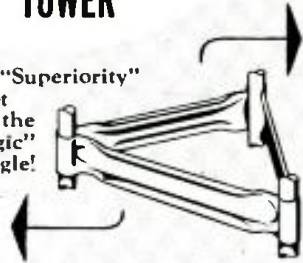
WHEN YOU THINK OF TUNERS, THINK OF COLLINS AUDIO PRODUCTS

# ROHN *the Foremost Name in TV Towers...*

PRESENTS  
**2 new additions**

## the "PACKAGE" TOWER

The "Superiority" secret is in the "magic" triangle!



The answer to your storage space dreams — reduced freight rates give you the edge on competition!

PAT. PENDING

Both towers are self-supporting and have all the Rohn "Superior Design" features that make the Rohn line truly proved in performance and nationally accepted!

## the NO. 6 TOWER

Built to fill 75% of your requirements — structurally as sound as the Rohn Standard No. 10 Tower — yet costs less!

These new Rohn Towers continue to feature the famous triangular design, the self-supporting features and the simplicity of design which gives extraordinary ruggedness and durability! New, advanced Rohn designing utilizes mass production machinery to greatly lower cost — yet actually produce a tower structurally sturdier than before! Get full facts today on Rohn Towers that are loaded with "Sales Appeal" . . . so far advanced in design and engineering to be truly years ahead!

See your authorized Rohn Representative or Distributor for catalog sheets and complete details. Or . . . write, phone or wire . . .



**MANUFACTURING CO.**  
DEPT. RTN 116 LIMESTONE BELLEVUE  
PEORIA, ILL.

"Pioneer designers and manufacturers of towers of all kinds . . . sold with assurance and satisfaction coast-to-coast!"

## POWER SUPPLY FOR REFORMING ELECTROLYTICS

By JOSEPH AMOROSE

**B**ECAUSE the technician cannot run to the jobber for a fresh electrolytic condenser every time he needs one for replacement, he is compelled to keep a certain number of these units in stock. The bad feature of this is that such condensers tend to dry out. They will then require "reforming." If they are placed in service without reforming, the rectifier tube will overload and often burn out.

The prudent technician will, therefore, employ some external means of reforming the condensers before installing them in a set. An inexpensive and easily made unit for doing this job quickly is shown in Fig. 1. It is a d.c. power supply which provides approximately 150 volts d.c. To reform the electrolytic, merely hook it up to the output terminals of the power supply as shown. Caution: Be sure to connect the condenser properly—correct polarity must be observed.

The condenser should first be connected to the low voltage (50 volt) terminals and left there for about 10 minutes. Next, the condenser is moved to the next higher terminals (100 volt) and left for another 10 minutes. Finally it is connected to the top voltage terminals (150 volt) for a final 10 minute period. After this the condenser is ready for use.

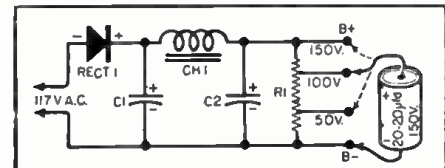
If the condenser has been shelf-stored for a long period (and draws excessive current) the unit should be left connected to the voltage divider for longer periods—about 15 minutes on each step of the scale.

The length of time required to reform a condenser depends on the amount of leakage present. The average condenser, however, can usually be processed in about 15 minutes, using only 5 minute periods on each step of the divider. To be absolutely sure, it is advisable to reform all condensers before installation, even newly purchased ones since the technician cannot know how long the units were on the jobber's shelf before being purchased.

The power supply diagrammed in Fig. 1 makes the work of reforming quick, easy, and inexpensive. It assures the customer a good, long-lasting, satisfactory job. If desired, for condensers of higher voltage rating, a little higher voltage can be obtained from the power supply by substituting a filter choke of a parts value than that shown in the parts list.

-30-

Fig. 1. Schematic of a d.c. power supply designed for electrolytic reforming work.



$R_1$ —10,000 ohm, 5 w. wirewound adj. res.  
 $C_1$ —40  $\mu$ d., 150 v., elec. cond.  
 $C_2$ —20  $\mu$ d., 150 v., elec. cond.  
 $CH_1$ —15 hv., 500 ohm filter choke  
Rect.—100 ma. selenium rectifier

### 110V. AC POWER SUPPLY FOR ANY 274-N RECEIVER

Just plug it into the rear of your 274-N RECEIVER . . . any model. Complete kit and black metal case, with ALL parts and diagrams. Simple and easy to build in a jiffy. Delivers 24 volts plus B voltage. No wiring changes to be made. Designed especially for the 274-N receiver. Only \$6.95. Filament trans. for 274N receivers. Pri. 110V, 60 cy. AC. Sec. 24V @ .6A. An excellent buy at . . . \$1.95 ea.

### SPLINED TUNING KNOB FOR 274N RECEIVERS

An exclusive O-R item manufactured for us. Fits BC-453, BC-454 and other 274N receivers. This is a really hard-to-obtain item. Only . . . 89c ea.



**OFFENBACH-REIMUS**

1564 Market Street, San Francisco, Calif.

### RADIO and TELEVISION ELECTRONICS



in all Technical Phases  
New Classes (Day and Evening) Start 1st of Dec., Mar., June, Sept.

Free Placement Service for Graduates  
For Free Catalog write Dept. RN54

RCA INSTITUTES, INC.

A Service of Radio Corporation of America  
350 WEST 4TH ST., NEW YORK 14, N. Y.

### ENJOY 3 COLOR TELEVISION FILTER SCREEN NOW

Changes dull eye-straining black and white pictures into beautiful color tones. Seconds to attach. No tools used. Helps eliminate glare. Order direct. Send \$1 for screen size up to 16", \$1.25 size 17", \$1.50 size 20", \$2 size 21", \$2.50 size 24", \$3 size 27". We pay postage except on C.O.D. orders. Satisfaction guaranteed. Inquiries from dealers also welcomed.

Zingo Products, Johnstown 19, New York



Measures 6 1/4" x 9 1/2" x 4 1/2"

Superior's new  
Model 670-A

# SUPER METER

A COMBINATION VOLT-OHM MILLIAMMETER PLUS  
CAPACITY REACTANCE INDUCTANCE AND DECIBEL MEASUREMENTS

**SPECIFICATIONS:**

D.C. VOLTS: 0 to 7.5/15/75/150/750/1,500/7,500 Volts  
 A.C. VOLTS: 0 to 15/30/150/300/1,500/3,000 Volts  
 OUTPUT VOLTS: 0 to 15/30/150/300/1,500/3,000 Volts  
 D.C. CURRENT: 0 to 1.5/15/150 Ma. 0 to 1.5/15 Amperes  
 RESISTANCE: 0 to 1,000/100,000 Ohms 0 to 10 Megohms  
 CAPACITY: .001 to 1 Mfd. 1 to 50 Mfd. (Good-Bad scale for checking quality of electrolytic condensers)  
 REACTANCE: 50 to 2,500 Ohms, 2,500 Ohms to 2.5 Megohms  
 INDUCTANCE: .15 to 7 Henries 7 to 7,000 Henries  
 DECIBELS: -6 to +18 +14 to +38 +34 to +58

**ADDED FEATURE:**

**Built-in ISOLATION TRANSFORMER** reduces possibility of burning out meter through misuse.

The Model 670-A comes housed in a rugged, crackle-finished steel cabinet complete with test leads and operating instructions.

**\$28<sup>40</sup> NET**



Superior's new  
Model TV-11

# TUBE TESTER

**SPECIFICATIONS:**

- ★ Tests all tubes including 4, 5, 6, 7, Octal, Lock-in, Peanut, Bantam, Hearing Aid, Thyatron, Miniatures, Sub-Miniatures, Novals, Sub-minars, Proximity fuse types, etc.
- ★ Uses the new self-cleaning Lever Action Switches for individual element testing. Because all elements are numbered according to pin-number in the RMA base numbering system, the user can instantly identify which element is under test. Tubes having tapped filaments and tubes with filaments terminating in more than one pin are truly tested with the Model TV-11 as any of the pins may be placed in the neutral position when necessary.
- ★ The Model TV-11 does not use any combination type sockets. Instead individual sockets are used for each type of tube. Thus it is impossible

to damage a tube by inserting it in the wrong socket.

- ★ Free-moving built-in roll chart provides complete data for all tubes.
- ★ Newly designed Line Voltage Control compensates for variation of any Line Voltage between 105 Volts and 130 Volts.
- ★ NOISE TEST: Phono-jack on front panel for plugging in either phones or external amplifier will detect microphonic tubes or noise due to faulty elements and loose internal connections.

The model TV-11 operates on 105-130 Volt 60 Cycles A.C. Comes housed in a beautiful hand-rubbed oak cabinet complete with portable cover.

**\$47<sup>50</sup> NET**

**EXTRA SERVICE**—The Model TV-11 may be used as an extremely sensitive Condenser Leakage Checker. A relaxation type oscil-

lator incorporated in this model will detect leakages even when the frequency is one Per minute

**SUPERIOR'S NEW MODEL TV-40**

# C.R.T. TUBE TESTER



★ A complete picture tube tester for little more than the price of a "make-shift" adapter!!

The Model TV-40 is absolutely complete! Self-contained, including built-in power supply, it tests picture tubes in the only practical way to efficiently test such tubes: that is by the use of a separate instrument which is designed exclusively to test the ever increasing number of picture tubes!

**EASY TO USE:**

Simply insert line cord into any 110 volt A.C. outlet, then attach tester socket to tube base (ion trap need not be on tube). Throw switch up for quality test . . . read direct on Good-Bad scale. Throw switch down for all leakage tests.

★ Tests all magnetically deflected tubes . . . in the set . . . out of the set . . . in the carton!!

**SPECIFICATIONS:**

- Tests all magnetically deflected picture tubes from 7 inch to 30 inch types.
- Tests for quality by the well established emission method. All readings on "Good-Bad" scale.
- Tests for inter-element shorts and leakages up to 5 megohms.
- Tests for open elements.

Model TV-40 C.R.T. Tube Tester comes absolutely complete—nothing else to buy. Housed in round cornered, molded bakelite case. Only . . . . .

**\$15<sup>85</sup> NET**

**SHIPPED ON APPROVAL  
NO MONEY WITH ORDER — NO C.O.D.**

Try any of the above instruments for 10 days before you buy. If completely satisfied then send down payment and pay balance as indicated on coupon. **No Interest or Carrying Charges Added!** If not completely satisfied return unit to us, no explanation necessary.

**MOSS ELECTRONIC DISTRIBUTING CO., INC.**  
Dept. D-67 3849 Tenth Ave., New York 34, N. Y.

Please send me the units checked. I agree to pay down payment within 10 days and to pay the monthly balance as shown. It is understood there will be no carrying, interest or any other charges, provided I send my monthly payments when due. It is further understood that should I fail to make payment when due, the full unpaid balance shall become immediately due and payable.

Model 670-A . . . . . Total Price \$28.40  
\$7.40 within 10 days. Balance \$3.50  
monthly for 6 months.

Model TV-11 . . . . . Total Price \$47.50  
\$11.50 within 10 days. Balance \$6.00  
monthly for 6 months.

Model TV-40 . . . . . Total Price \$15.85  
\$3.85 within 10 days. Balance \$4.00  
monthly for 3 months.

Name.....  
Address.....  
City..... Zone..... State.....

**NOTICE: THE FOLLOWING ITEMS HAVE BEEN ADVERTISED PREVIOUSLY; FOR MORE DETAILS ON THEM, SEE THE SEPT. ISSUE!**

- TG-10 KEYSER—Used, Tested .....\$19.95
- KG-34 KEYSER—New: .....\$29.95  
Used: .....\$14.95
- BC-791 RECORDER—New: \$7.95—Used: \$4.95
- PRACTICE TAPES—2, 8, 11, or 12 .....\$1.25 Ea.



**BLOWERS:**

- 115 V/60 100 CFM—Single, #1C839 .....\$ 8.95
- 115 V/60 100 CFM—Dual, #1C880 ..... 13.95
- 115 V/60 108 CFM—Pancake #2C067 ..... 14.59
- 115 V/60 140 CFM—Single Flange #1C807 ..... 13.95
- 115 V/60 275 CFM—Dual Flange #2C069 ..... 21.95
- 6 VDC 100 CFM—Single, #6100 ..... 7.50
- 6 VDC 150 CFM—Flange, #6150 ..... 9.95
- 24 VDC 10 CFM—Min.—Single #2410 ..... 6.95
- 24 VDC 20 CFM—Min.—Dual #2420 ..... 7.95

**ANTENNA EQUIPMENT:**

- MP-22 Mast Base...\$2.95
- MP-48 Mast Base...\$8.05
- MP-132 Mast Base... 3.95
- MP-37 Mast Base... 8.95
- MP-S-33 Mast Base. 5.95
- MS-54-55-56 Mast Sects. ....75¢ ea.
- Mast Sections—MS-49-50-51-52-53. ....50¢ ea.
- Sound Powered Head & Chest Set—Used, Tested \$3.95
- Field Telephone Wire—3 Cond., 125 Ft. .... 1.00

**COAXIAL CABLE & CONNECTORS**

- CD-1071 CORD—With PL-259 Plugs each end. Re-movable Vinylite covering over Plugs. 50 ohm coax 2 Ft. long. Prices: 50¢ Each—Or in Lots of 10 @ 50¢ Each.
- PL-259—Plug ea. end & 32"—RG-54/U—58 ohm. 50¢
- UG-21/U—Plug ea. end & 32"—RG-11/U—75 ohm. 50¢
- UG-22/U—With 4" Coaxial Cable. ....50¢
- RG-8/U (SPECIAL) 51.5 ohm. Same size as RG-8/U. Prices: 1 to 100 ft. @ 8¢ per ft.—100 to 500 ft. @ 7 1/2¢ per ft.—500 to 1000 ft. @ 7¢ per ft.—1000 ft. Rolls (or more) @ 6 1/2¢ per ft.
- RG-34/U—71 ohm. 145 ft. length .....\$15.00

**PE-101 DYNAMOTOR—**

6 or 12 Volt. (Reprints of original CQ conversion articles—Oct. and Dec., '52 issues—furnished.) This is the Dynamotor the Hams have been talking about! Easily adapted to supply 625 V. @ 150 MA. and 325 V. 125 MA. @ 12 Volts—or 300 V. 90 MA. and 160 V. 110 MA. @ 6 Volts. NEW: **\$4.95**

**POWER SUPPLY **NEW ITEM****

- 24 VDC—3 Amp output; 115 Volt 60 cycle input. Completely filtered with 0-75 VDC Output meter & two Tungar Bulbs—Used, Tested. ....\$12.95
- GEARED HEAD MOTOR—110 Volt 60 cycle, 24 RPM. 1/100 HP. Right Angle Drive—Size: 7/8" x 3" x 4". Shaft size: 3/16" x 3/8". NEW. ....\$9.95
- GEARED HEAD MOTOR—110 Volt 60 cycle—1.9 RPM. Size: 2 1/2" x 2 1/2" x 2 1/2". Torque: 75 oz. in. NEW. ....\$9.95
- BD-77C DYN. ARMATURE Only, NEW ..... 7.95

Address Dept. RN • Minimum Order \$5.00 • Prices F.O.B., Lima, Ohio • 25% Deposit on C.O.D. Orders

**NEW ITEMS:**

NOTE: The following items are NEW additions to our stock. Each month other new items will be added! If there are any items that do not appear in this ad but have been advertised previously, send us your order today!

- WESTON AC AMMETER in portable leather case with Test Leads. 2 1/2", 0-15 AC & 0-3 AC Scale.....\$5.95
- DC AMMETER HOYT in portable metal case with Test Leads, 4 1/2", Fan, Mirrored Scale 0-15 ADC.....\$4.95
- 0-500 MICROAMMETER TRIPLET, 2 1/2" Sq.....\$4.95
- 0-5 MA DC Westinghouse, 2 1/2" Sq.....\$3.95
- D-B METER—10 to Plus 6, G.E., 3 1/2" Rd.....\$4.95
- COAXIAL CABLE: Price Per Ft.: 100 500 1000
- RG-8/U 51.5 Ohm (Special) .....07 .00 1/2 .00
- WC-547 95 Ohm—Solid Cond. ....05 .04 1/2 .04
- WC-549 52 Ohm—Solid Cond. ....05 .04 1/2 .04
- WC-550 95 Ohm—Twin Solid Cond. .08 .07 1/2 .07
- RG-34 71 Ohm—145 Ft. Length.....\$15.00 Per 1 Lgh.
- BC-306 Ant. Tuning Unit BC-375-191.....Used: \$2.95
- BC-375-191 Cables w/PL-59-61 or 64 Ea. End. Ea. 2.75
- BC-455 Comm. Rec.—6 to 9.1 MC w/Tubes. Used: 7.95
- R-25/ARC-5 Rec.—1.5 to 3 MC. No Tubes. Used: 10.95
- R-27/ARC-5 Rec.—6 to 9.1 MC. No Tubes. Used: 5.95
- BC-459 Trans.—7 to 9 MC—w/Tubes.....Used: 8.95
- BC-456 Modulator—w/Tubes.....Used: 1.95
- BC-605 Amplifier—w/Tubes.....Used: 3.95
- BC-709 Amplifier—Used: \$2.50.....New: 3.95
- BC-347 Amplifier—Used: \$1.95.....New: 2.95
- BC-212G Amplifier—Used: \$1.95.....New: 2.95

**TRANSFORMERS—115 V. 60 CYCLE PRI.:**

- 600 VCT/100 MA—6.3 V/5 A; 5 V/3 A.....\$4.95
- 650 VCT/50 MA—6.3 V/2.5 A; 6.3 V/6 (Rect. 6x5) 1.95
- 350 VCT/40 MA—6.3 V/2.4 A; 6.3 V/6 (Rect. 6x5) 1.75
- 2500 V/.015 A; 2.5 V/1.75 A; 6.3 V/.6A..... 5.95
- 1890 V/12.6 MA Tapped 2.5 V, 2 A..... 5.95
- 1100 V/80 MA.; 7.5 VCT/3.25 A..... 5.95
- 5 Volt CT-25 A; 10,000 V. Ins. Open Frame..... \$7.95
- 12 Volt—Two separate windings—1 Amp each..... 5.95
- 30 Volt 8 A. Tapped 6 Volt..... 5.95
- 5 V/2 A; 5 V/2 A; 5 V/2 A & 5 V/6 A..... 2.95

- Choke 12.5 Hy 100 MA.....\$1.95
- Choke 12 Hy 250 MA., 180 Ohm ..... 4.95
- Choke 15 Hy 165 MA., 125 Ohm ..... 1.95
- Choke 5 Hy 150 MA., 85 Ohm ..... 1.50

TS-291 U VOLTOHMETER—Meter 3" square. 1000 ohms per volt. D'Arsonval Movement—0/300/600 VDC scale and 0-1 Meg. Case size: 3 1/2" x 5 1/2" x 2 1/4". W/Test Leads P/O I-56 Test Set—**\$7.95**

H-55/U HEADSET & BOOM MICROPHONE—Low impedance Headset and Boom Carbon Mic. **\$4.95**  
Lightweight. Used—Tested.

- TS-9 HANDSET w/Butterfly Sw. Used, Tested. ....\$3.95
- TS-13 HANDSET w/Sw., PL-68 & PL-55. Used, Tested ..... 6.95
- TS-10 HANDSET—Sound Powered—Used, Tested 6.95
- WE-1A HANDSET—Chrome Plated Brass, Used Tested ..... 3.95
- T-17 CARBON MIC.—w/PL-68—Used, Tested... 6.95
- T-30 THROAT MICS.—Used. "As Is"—5 for... 1.00

BC-669—CONTROL BOX RM-21—With CO-513 Cord, Handset Holder, Volume Control, Sw., etc. New \$4.95  
Handset Plug for Control Box: 75¢. CD-515 Cord for use from BC-669 to PE-110: \$2.95.

**Square-Wave Generator**  
(Continued from page 51)

presentation on the scope screen. For all practical purposes, we can assume that the composition of a square wave includes its fundamental and its eleventh harmonic. Thus, if you apply a 100 kc. square wave to the vertical amplifier of your scope and it looks good, you can assume a 1 mc. bandpass for the scope amplifiers. The same visual check can be made with a 30 cps square-wave input to check the low frequency response. See Fig. 4 for distortion patterns and their causes.

If you wish to check the pulse response of your scope amplifiers more accurately, you may wish to try the following procedure. Adjust the sweep length to 4 inches or a suitable length on a graduated screen. Calibrate the speed of the sweep by applying an accurate 200 kc. sine-wave signal to the vertical amplifier. Adjust the sweep frequency control on the scope until two complete sine waves appear. The speed of the sweep will then be 10 microseconds for 4 inches of deflection or 5 microseconds for 2 inches, etc. derived from  $t = 1/f$  where  $t$  = time in microseconds and  $f$  = frequency in megacycles. Since the rise time of square waves produced by the generator is known to be .05 microsecond, if we apply the output of the generator to the vertical deflection amplifier at a frequency of about 50 kc. and observe the angle of the rise or fall time, we can then convert this angle into time by determining what part of 4 inches is included in the angle. This angle on the scope screen is the evident rise time which will become longer as the square-wave frequency increases beyond the capabilities of the scope amplifier response. By applying the formula:  $t_r = (t_r^2 - t_p^2)^{1/2}$  we can calculate the pulse response of the scope amplifier,  $t_p$  = rise time of the pulse applied;  $t_r$  = evident rise time on the scope screen, and  $t_s$  = pulse response or rise time of the scope amplifier in microseconds. Once we have found  $t_s$ , we can again apply the formula  $f = 4/t_s$  to find the response (in megacycles) of the scope amplifier.

At frequencies between 20 cps and 500 cps distortion to the square wave will result if the output is terminated in a resistance lower than 300,000 ohms at 20 cps. This can be avoided by direct coupling to the center arm of the output potentiometer if approximately 2 volts d.c. can be tolerated. To block this d.c. voltage,  $C_{16}$  is used. To guide you in the choice of this condenser, the following formula can be applied:  $C = 6 \times 10^6 / Rf$  where  $C$  = the condenser value in microfarads,  $R$  = resistance of the termination in ohms, and  $f$  = lowest square-wave frequency being used in cps.

Build this square-wave generator and you will be more than repaid for the time and expense involved by the increased convenience it affords. —30—

**FAIR RADIO SALES 132 SOUTH MAIN ST. LIMA, OHIO**

It's P.A.R.T.S. for PARTS!



**ASB TUNEABLE RECEIVER**  
Double conversion, super heterodyne. 515-525 MC. Like new condition. Complete with 9 tubes. ....**\$10.95**

**MN-26C RADIO COMPASS**

150-1,500 Kc. Ideal for marine. NEW with tubes and dynamotor. MANUAL INCLUDED. Hic reduction. ....**\$16.50**

PE-103 POWER SUPPLY PLUGS: A scarce item! EACH.....50¢ 3 FOR.....\$1.19

**DEALERS! JOBBERS!**

Over 1,000,000 CARBON BRUSHES in stock for dynamotors, generators, starters, etc. Huge quantities of SPARE PARTS for AIC-1, ARC-3, AIC-13, SCIT-274N and other military equipment.  
WRITE FOR YOUR REQUIREMENTS & PRICES!

All shipments F.O.B. Burbank, Calif. 20% deposit required. VISIT OUR NEW QUARTERS! Ask for FREE LIST giving VT & comm. equivalent tube numbers.

**P-A-R-T-S, INC.**

2005 Empire Ave., Burbank, Calif.

PHONE: Victoria 9-2834 THornwall 2-5349

**FACTORY REPAIRS**

ON ALL MAKES AND TYPES OF TEST EQUIPMENT

Send units via parcel post—will quote after inspection.

Write for NEW FREE Catalogue

GENERAL ELECTRIC DIST. CO. 100 PARK PLACE, NEW YORK 7, N. Y.

**TELEVISION**

**PREPARE FOR A GOOD JOB!**  
BROADCAST ENGINEER  
COMMERCIAL OPERATOR (CODE)  
RADIO SERVICING

**Television Servicing**

(Approved for Veterans)  
SEND FOR FREE LITERATURE  
**BALTIMORE TECHNICAL INSTITUTE**  
1425 EUTAW PLACE, BALT. 17, MD.

## International Short-Wave

(Continued from page 70)

still good level to North America 2030-2130, 2200-2300. (Young, N. Y.; De Mann, Minn., others) Second half-hour of each week-day session is *English*, Sundays is all-Danish. (Stanley, Conn.)

**Dominican Republic**—HI2L. 5.053, noted in Spanish with music to 2400 closedown. (Reidler, Pa.)

**Ecuador**—"Radio Cosmopolita," Ambato, is on the air 0630-1730, 2000-2300, according to verification letter in *English*: channel is 6.192, call is HC5PT6. (WRH) HC4FF, "La Voz Esmeraldas," has been heard in Norway on new 6.275 at 2100-2200. (Radio Sweden)

**Falkland Islands**—WRH says Port Stanley operates on 600 kc., 1500 kc., 6.125 at 1730-2100 Mon., Wed., Fri.; Sat. 1700-1900, Sun. 1645-2100.

**Fiji Islands**—ZJV call has been altered to VRH, 2 kw., 930 kc., and VRH4, 500 watts, 3.890, scheduled Sat. 1500-0500 Sun.; weekdays 1330-1700, 1900-2100, 2300-0530 (Sat. to 0600); programs now originate from new studios at Broadcasting House, Suva; the Fijian Broadcasting Commission has replaced former operators (Amalgamated Wireless Australasian, Ltd., and Fiji Broadcasting Co.) (Radio Australia: Cushen, N. Z., others) Heard with popular dance music 0100, good level in N. Z. (Hardwick)

**France**—Paris, 6.045, noted in *English* for British Isles 1500-1600. (Saylor, Va.) Should be parallel over 11.700. The 11.700 channel is good level in Oregon 1830-2000, news in French 1945. (Koch) The *English* at 1500-1600 has been heard some days also on 9.620A. (Scheiner, N. J.) *Paris-Inter*, 6.200, heard 1700-1800, strong signal most days; French. (Butcher, Mass.) Paris noted over 5.955 at 1620 in Spanish to close 1645, good level in New York City. (Morgan)

**French Equatorial Africa**—Radio Brazzaville, 11.070, good in *English* 1550-1602 closedown. (Deuring, Alberta.)

"These RRco. Selenium Rectifiers seem to last forever! That's why I always use them for replacements."



That's right! More and more servicemen are choosing RRco. Rectifiers because they find these sturdy little components are "Really Reliable"... for dependable performance and amazingly long life. Millions are in service, both as original equipment and as replacements. We also manufacture Germanium Diodes and Transistors.

See Howard W. Sam's Photofact Folders listing RRco. rectifier replacements.

Write us for the name of our nearest jobber.

Semi-Conductor Division

**RADIO RECEPTOR COMPANY, INC.**

In Radio and Electronics Since 1922

SALES DEPARTMENT: 251 WEST 19th STREET, NEW YORK 11  
TELEPHONE: WATkins 4-3633, FACTORIES IN BROOKLYN, N. Y.



October, 1954

# New EMC instruments

## increase your testing ability

**EMC  
model  
107  
VTVM**



Directly measures capacity, resistance and complex waveforms peak to peak.

This new multi-function meter contains an exclusive combination of features never before offered for less than \$100. Expanded scale meter cannot burn out... measures capacity from 50 MMFD to 5000 MFD... inductance from 1.4 henries to 140,000 henries in 4 ranges... uses an electronic balanced push-pull circuit and peak to peak rectification... 1% multipliers for voltage capacity and resistance measurements... has zero center position for FM discriminator alignment. Measures directly in 6 ranges—all peak to peak voltages of complex waveforms... between .2 volt and 2800 volts—RMS values of sine wave voltages... between .1 volt and 1000 volts—capacity of condensers between 50 MMFD to 5000 MFD—resistance from .2 ohms to 1000 megohms.

**model 107 \$4890**


complete with leads

kit form..... **\$34.50**

ACCESSORY PROBES AVAILABLE

©1954

**EMC  
model 206  
mutual  
conductance  
tube tester**



Extremely accurate results with new ease of operation.

Lever-type switches assure complete and extremely accurate testing of all present and future tube types regardless of element location. Mutual conductance checked on calibrated micromho scale and "reject-good" scale... tubes checked for gas content... 5 element tubes checked as pentodes... all octal, octal, miniature and subminiature tubes checked for both shorts and opens... sufficient plate current to check emission and mutual conductance... tests all tubes from .75 volts to 117 filament volts... checks for radio frequency and other noise... tests all cold cathode, magic eye, voltage regulators and ballast resistors... plus individual sections of multipurpose tubes... Individual tube sockets eliminate prong damage... Instrument fuse replaced from panel front... handy built-in roll chart makes accurate testing easy.

**model 206 \$8350**  
(hand rubbed oak carrying case)

MODEL 206C (sloping counter case) **\$79.50**

MODEL CTA (picture tube adaptor) **\$9.95**

SAVE MORE... SERVICE BETTER... with EMC precision test equipment.

New EMC catalog of precision test equipment available... write

Dept. RN-10 today!

**EMC** ELECTRONIC MEASUREMENTS CORPORATION

280 LAFAYETTE STREET NEW YORK 12, N. Y.  
EXPORT DEPT.—136 LIBERTY ST. N. Y. 6, N. Y.



**modern  
designs  
to  
maintain  
modern  
circuits**




Unequaled Performance and Appearance Achieved with New RCP Design.

**Universal MULTITESTER—MODEL 480**  
Only \$14.85 Net

Based on the world famous RCP model 447 Multitester, the model 480 sets an all-time high in value for an economical, rugged, universal tester that is a must for every laboratory, shop and serviceman's kit.

3" meter 800 microampere D'Arsonval movement gives 1,000 ohms per volt sensitivity. Battery for ohmmeter readily removable—no soldering necessary. Flush molded in jacks.

Only because of enormous production is this unusually low price possible. Here is a better, yet lower cost, instrument than any similar unit on the market.



Tube Tester Meets All Today's Needs. Plus Tomorrow's Color Television.

**PORTABLE TUBE TESTER—MODEL 327P**  
Only \$51.95 Net

Greatest testing performance ever built into a compact instrument. Tests all tubes in current radio and television receivers, as well as in color TV receivers; checks transmitting, hearing aids, ballasts, gaseous rectifiers, and tuning indicators.

A stream-line approach to the tube test charts gives simple and speedy operation and permits easy, rapid addition of new tube test data. Data is also given on current color TV tubes.

Checks CR picture tubes both black and white and color with CR adapter cable (available at slight additional cost). Black and white picture tubes can readily be reactivated with this tester.

An unusually compact, lightweight instrument for bench and on-the-job use. Solid oak carrying case with slip-hinge cover.

See your local parts distributor or WRITE RN-10 FOR LATEST RCP CATALOG  
**RADIO CITY PRODUCTS COMPANY**  
EASTON, PENNSYLVANIA

**EASY TO LEARN CODE**

It is easy to learn or increase speed with an Instructograph Code Teacher. Affords the quickest and most practical method yet developed. For beginners or advanced students. Available tapes from beginner's alphabet to typical messages on all subjects. Speed range 5 to 40 WPM. Always ready—no QRM.

**ENDORSED BY THOUSANDS!**

The Instructograph Code Teacher literally takes the place of an operator-instructor and enables anyone to learn and master code without further assistance. Thousands of successful operators have "acquired the code" with the Instructograph System. Write today for convenient rental and purchase plans.



**INSTRUCTOGRAPH COMPANY**

4711 SHERIDAN ROAD, CHICAGO 40, ILLINOIS

**BUY DIRECT  
MANUFACTURER TO DEALER**  
ANTENNAS-INSTALLATION  
HARDWARE AND ACCESSORIES  
WRITE FOR CATALOG

*Skysweeper inc.*  
P. O. BOX 68A  
McHENRY, ILL.

Noted 1430-1500 with French lesson for English-speaking listeners. (Collins, Iowa)

*Germany—RIAS.* 6.005. Berlin has best signal in Mass. around 1800-2000. (Butcher) *Radio Stanza (Liberation Radio Munich).* 3.99, good level with call 0200, talks by man and woman in Russian dialects. (Pearce, England) AFN, Frankfurt. is heard well from 0900 in Ireland on its new channel of 3.188. (Cody) And in Britain. (Patrick, Pearce, England) By now, Cologne should have returned to 5.980 from 6.075. parallel 7.290, for North American beam 2030-2330. (Niblack, Ind.) Has tested on 9.735 and wants reports. (ISWC, England) *Sudwestfunk*, Baden-Baden. now radiates on 7.265 instead of former 7.320. (ISWC, England, WRH, Radio Sweden, others) *New* station is located near Bad Durnheim in Black Forest area. (Pearce)

*Gilbert Islands—New* is Tarawa, 6.050, radiating Sat. only 2100-2130 in Gilbertese; transmissions will be extended later. (Radio Australia, others) Power unknown. (N.Z. DX Times)

*Guam—*Received verification from *RCA Communications, Inc.*, Box 577, Agana, Guam, for report on KUJ39, 9.490; is a point-to-point channel using RCA type "P" transmitter, 1 kw., fed into a 730-foot rhombic antenna directed on San Francisco. (Morgan, Calif.)

*Guatemala—TGNA.* 5.952A, is again in use (replacing TGNC, 11.850) parallel with TGNB, 9.668, with *English* 2200-2345 sign-off. (Ferguson, N. C.; Niblack, Ind., others) The official government radio in Guatemala City more recently has been noted on 6.357A announcing "Radio Nacional de Guatemala," best around 2200. (Dexter, Iowa, others) TGWA, 9.760, noted opening with National Anthem sung by group and with full station announcements 0728-0730. (Ferguson, N. C.) This one also now uses call of "Radio Nacional de Guatemala" instead of former "La Voz de Guatemala." Sjoberg, Sweden, reports TGTA, *Radio Bolivar*, 6.334A, heard 2110-2235.

*Haiti—Radio Commerce,* 6.091, is very good from 1830 onwards in French. (Butcher, Mass.) *New* is the *English* session Sun. at 1700 over the 9.485 outlet; native music and talks about the country of Haiti are features; strong signal; at 1730 goes into French. (Euerle, Conn.; Jones, Pa., others)

*Holland—*Hilversum. 6.025, noted 2130-2210 with *English* for North America. S5-7, in clear. (Butcher, Mass.) On 9.590 at 1725 ending *English*, heavy QRM. (Foster, Ill.) Good in this beam 1645-1725 over 11.73. (Brooks, Kans.; Bishop, Ohio, others)

*Honduras—*HRN, 5.885A, noted QRK3-4 at 2000-2100. Sjoberg, Sweden)


*Hong-Kong—*ZBW3, 9.525, noted 0600 with BBC news relay; heard as early as 0430 some days, fair to weak signal. (Saylor, Va.; Sanderson, Australia)

**RADIO & TELEVISION NEWS**



**Now!**

# telrex



**gives you the most  
TECHNICALLY  
PERFECTED  
TV ARRAY  
in the entire world!**

THE NEW  
VHF

# KING PIN!

— designed to obsolete all  
existing TV arrays, provides maximum  
gain, maximum F/B ratio, minimum  
spurious lobes, no phase shift  
— best for B&W or Color TV

SUPER PERFORMANCE  
ON VHF — EXCELLENT  
PERFORMANCE ON UHF

"CONICAL-V-BEAM" DIPOLES  
FOR BEST AND MOST UNIFORM  
MATCH TO 300 OR 200 OHM  
LINE ACROSS ENTIRE BAND

FULLY PRE-ASSEMBLED —  
INSTALLS QUICKLY AND  
PERMANENTLY

NO PHASING (PHASE SHIFT)  
TRANSFORMERS ATTACH TO 300  
OHM LINE OR 200 OHM  
LOW LOSS LINE

ALL ALUMINUM CONSTRUCTION  
LIGHTWEIGHT — DURABLE  
NO RIVETS TO WORK LOOSE  
AND BECOME NOISY!

The best S/W/R, S/N/R and H-E plane pattern TV Array ever de-  
vised. Utilizes the Patented "Conical-V-Beam" theory to perfection.  
"Conical-V-Beam" dipoles provide true broad-band characteristics  
with maximum gain and signal to noise ratio with NO PHASE SHIFT.  
New transmission line and spline back provide the perfect pattern  
on all channels. If you've tried the rest — Now! Try the best!

LIST PRICES:

- Model 201 (Single Bay) \$26<sup>50</sup>
- Model 202 (2 Bays Stacked) \$57<sup>00</sup>
- Model 204 (4 Bays Stacked) \$124<sup>00</sup>

AMERICA'S  
OUTSTANDING  
TELEVISION  
BEAM

telrex INC.

"CONICAL-V-BEAMS"®

ASBURY PARK 7  
NEW JERSEY

\*"Conical-V-Beams" are produced under U. S. Patent No. 23,346, Canadian Patent No. 500,436 and  
British Patent No. 691,485 — other patents pending. Sold only through authorized distributors.



The Miller K-Tran I.F. Transformers are available for the following frequencies: 262 KC, 455 KC, 1500 KC, 4.5 MC and 10.7 MC.

4.5 MC transformers are for use in television receivers having an intercarrier sound channel. 10.7 MC transformers find their main application in FM receivers and tuners.

All transformers are shell core permeability tuned, thus providing a magnetic shielding of the windings and reducing the influence of the aluminum can. Stable silver mica fixed capacitors are enclosed in the low-loss terminal base.

CAT. NO.	Frequency	Use	NET PRICE
12-H1	262 KC	Input Transformer	1.50
12-H2	262 KC	Output Transformer	1.50
12-H6	262 KC	Output Transformer diode filter	1.59
12-C1	455 KC	Input Transformer	1.32
12-C2	455 KC	Output Transformer	1.32
12-C6	455 KC	Output Transformer diode filter	1.41
12-C7	455 KC	Input Transformer for Battery Radios	1.32
12-C8	455 KC	Output Transformer for Battery Radios	1.32
12-C9	455 KC	Input Transformer for AC-DC Radios	1.32
12-C10	455 KC	Output Transformer for AC-DC Radios	1.32
13-W1	1500 KC	Input Transformer	1.44
13-W2	1500 KC	Output Transformer	1.44
13-PC1	455 KC	Input I.F. Transformer For Printed Circuits	1.44
13-PC2	455 KC	Output I.F. Transformer For Printed Circuits	1.44
6203	4.5 MC	Input or Interstage Transformer	1.65
6204	4.5 MC	Discriminator Transformer	1.98
6205	4.5 MC	Ratio Detector Transformer	1.98
1463	10.7 MC	Input or Interstage Transformer	1.65
1464	10.7 MC	Discriminator Transformer	1.98
1465	10.7 MC	Ratio Detector Transformer	1.98
<b>SUB-MINIATURE K-TRAN - Only 1/2" Square by 1 1/2" High</b>			
10-C1	455 KC	Input Transformer	1.50
10-C2	455 KC	Output Transformer	1.50

(Available through your local distributor.)

\*Manufactured under "K-TRAN" patents of Automatic Mfg. Co. \*K-TRAN is registered trademark.

**J. W. MILLER COMPANY**  
5917 South Main Street • Los Angeles 3, California

Canadian Representative: Atlas Radio Corporation, Ltd. 560 King Street, W. Toronto 28, Canada

**Have You Seen  
POPULAR ELECTRONICS?  
It's Terrific  
Now on Sale at your favorite Newsdealer**



**PLUG IN AM TUNERS**  
4 Tubes — Loopstick Ant.  
High Sensitivity

Can be connected to any amplifier in twenty minutes. Balanced heaters no carrier hum takes its power from amplifier.

Tubes — 2-6BH6, 1-6BE6, 1-6AL5  
Include 25% deposit with C.O.D. orders.  
Complete with fittings, hardware cable and instructions — \$28.50

**KUHN ELECTRONICS**

20 Glenwood Ave. Cincinnati 17, Ohio  
Write for literature

**URGENT! URGENT!**  
**ELECTRONIC TUBES**

**We Pay Spot Cash for:**

**RADIO, TV -all types**

State, types, condition  
of merchandise, quantities and price.

**COLUMBIA ELECTRONICS CORP.**  
115 Liberty Street, N. Y. C.

*Hungary*—Radio Budapest, 11.910, is strong 1505 with news. (Catch, England) And on 9.833 with English 1930-2000. (Middleton, Ohio)

*India*—Heard opening to West Indies 1830 on 9.755; has news 1930. (Sutton, Ohio)

*Indo-China*—Radio France-Asie, Saigon, now uses 11.830 for English 2030 but is difficult to log due to Radio New Zealand, same channel. (Radio Australia) Heard opening on 15.320 in English 0345. (Hardwick, N.Z.) Heard on 7.23 at 0533 with Vietnamese-Chinese music, fair level. (Morgan, N. Y.) "Voice of Vietnam," Saigon, noted moved from 7.287 to 7.26, heard after Tokyo's Home Service closes on 7.257 at 0500; weak to fair level; French news 0815. Balbi, Calif.)

*Iran*—Radio Teheran. EPB, 15.100, heard some days as early as 1230 with native music; French 1500; English news 1515, closing 1530A. (Sutton, Ohio, others)

*Iraq*—Radio Baghdad, 11.702A, noted 2315 with Arabic program of music and news. (Sanderson, Australia) Noted on new 3.295A channel 1415-1500 closedown with English, plays National Anthem at close. (Pearce, England) Also heard parallel over 11.702A then, good level in N. Z. (Hardwick)


*Israel*—The new 50 kw. transmitter is RCA-made used with a single rhombic antenna beamed on Central Europe; the former 7.5 kw. transmitter at Tel Aviv is now used as a standby. By now should be on winter schedule. (Scheiner, N. J.) Improved signals noted with "Voice of Zion" session in English 1600-1645 closedown on 9.008A. (Klapholz, Ohio, others)

*Italy*—Rome, 9.780, noted 2030-2045 in Italian. (Machajewski, N. Y.) Noted with news 2130-2150 sign-off on 9.780, 9.575A, excellent level. (Kelting, N. Y.) Heard on 6.210 at 1730-1800. RAI, 6.240, Milan, noted 1730-1815 with Home service, music, all-Italian; poor level, slight CWQRM. (Butcher, Mass.) Excellent on 9.575A in English to North America 1920-1935, then in French. (Salovey, N. Y., others)

*Japan*—JOA6, 15.135, Tokyo, noted 0205-0300, strong, clear in English and Japanese to Hawaii. (Machajewski, N. Y.) Excellent on this channel 0000-0100. (Frederick, Washington State) Noted over 11.705 at 0700-0730 with music, news. (Frazier, Texas) The commercial stations JOZ, 3.925, fair, 0400-0600, JOZ2, 6.05 (moved from 6.095), in parallel, good. JKI2, 9.655, JKJ, 7.285, have 5 minutes of English news before signing off 0500 (not Sun.); this is Home Service. (Balbi, Calif.)

*Kenya Colony*—Nairobi, 4.885, noted 1200 with BBC news relay, 1315 with local news and weather forecast for East Africa; 1325 bulletin of South African news. (Catch, England) Heard closing 1500 with "God Save the Queen." (Pearce, England)

*Kuwait*—Radio Kuwait, 5.000, has been heard in Britain to closedown 1600. (ISWL, England)



*Prepare now for  
the great opportunity  
field of...*

*You Can Quickly  
be doing interesting  
profitable work  
like this!*

# TELEVISION

## RADIO-ELECTRONICS

*In spare time  
at home!*

A fascinating field! A great future! A good job or independence in a business of your own! TV is growing by leaps and bounds—1227 new communities, 1845 new stations have been given the "go-ahead". Trained men are worth their weight in gold!

### MODERN TRAINING BY COYNE RIGHT IN YOUR OWN HOME

Here is modern, up-to-the-minute Home Training in Television and Radio designed to meet the standards that have made the Coyne School famous for many years. You get personal supervision by members of Coyne instruction staff—men who know TELEVISION AND RADIO AND KNOW HOW

B. W. COOKE, President

**COYNE**  
SCHOOL

A TECHNICAL TRADE INSTITUTE  
CHARTERED NOT FOR PROFIT  
Established 1899

500 S. Paulina Dept. 74HR5, Chicago 12,

TELEVISION ★ RADIO ★ ELECTRICITY ★ REFRIGERATION ★ ELECTRONICS

TO TEACH IT—men who have helped train thousands of men and young men, Service men and Veterans.

### LEARN TO EARN IN SPARE TIME

COYNE offers a most practical, down-to-earth Home Television Training. Simple, easy to follow step-by-step instructions, fully illustrated. So practical, you can quickly be earning money in Television and Radio and keep your present job while training.

Let us show you that this is not only the newest, most up-to-the-minute Training in Television-Radio-Electronics—but also it costs you much less than you'd expect to pay. Send coupon today for details including Easy Payment Plan.

B. W. COOKE, President

COYNE SCHOOL  
500 S. Paulina St., Chicago 12  
Dept. 74HR5

Send details of your offer on training checked below. This does not obligate me and no salesman will call. I am interested in:

- Television-Radio Home Training
- Electricity in Coyne Shops
- Television-Radio in Coyne Shops


Name .....

Address .....

City ..... State .....

YOU CAN ALSO TRAIN FOR


**TELEVISION-RADIO** or **ELECTRICITY**  
IN THE GREAT SHOPS  
OF **COYNE** AT CHICAGO



Coyne, of course, also offers practical resident training in the Coyne Training Shops here in Chicago in the fields of TELEVISION-RADIO and ELECTRICITY. If you prefer to get information about our resident courses in either or both of these fields, then check on the coupon accordingly and mail it to us. Our fully illustrated 48 page Guide To Careers in Television-Radio and Electricity and complete details about our resident training will be sent you by return mail. No cost or obligation to you, of course, and no salesman will call on you.

### MAIL COUPON FOR INFORMATION

Fill in and mail coupon TODAY. Paste it on a postcard if you wish. Complete details will come by return mail. No cost —no obligation and no salesman will call.



After They  
Tried Them All  
**THIS IS THE ONLY  
FLYBACK TESTER USED  
BY SERVICE MEN AT:**

**JOHN WANAMAKER  
SUNSET APPLIANCES  
WINSTON APPLIANCES  
AND MANY OTHERS**



With other  
flyback testers  
you can be sure  
only 50% of the time

**AMAZING NEW**

**TELETEST**  
INSTRUMENT CORP.

**FLYBACK TESTER  
IS 100% ACCURATE**

A great new step  
forward in elec-  
tronic testing!  
Now for the first  
time, a flyback  
tester that tests  
**GOOD** flybacks  
as well as bad!

**6 BIG REASONS  
WHY TELETEST IS BEST**

1. It's reliable...previous testers often gave bad readings on a good flyback transformer. Now Teletest indicates a transformer's exact condition: good or bad. 2. Checks continuity AND tests yokes, width coils, and linearity coils for shorted turns, including a single shorted turn. 3. Checks flyback under full operating voltage without danger of shock. On previous testers, shorts at operating voltage might not show at 100V. 4. Needs no reference flyback...other testers need a known good reference flyback of the exact type as the one being tested. 5. Tests color flybacks without a reference unit...other testers need an expensive color flyback as a reference. 6. No calibration adjustment required.

**\$44.95**

**TELETEST**  
INSTRUMENT CORP.



**31-01 Linden Place  
Flushing, New York**

"See it today at your Jobber"

Have You Seen  
**POPULAR ELECTRONICS?**

It's **NEW**

Get it **TODAY**. . . at your favorite **Newsdealer**



**\$2.95 EACH OR 2 FOR \$5.00!**

Genuine Telephone Company Upright Telephones, complete with cords, in tested and guaranteed condition with 50 ft. of wire, inter-communication instructions. Complete line of telephones and parts, dial, magneto, intercommunication, etc. Write for free list. All shipments F.O.B.

**TELEPHONE ENGINEERING CO.**  
Dept. 10C4 Simpson, Pa.

**THE BOOSTER BUY OF THE YEAR**

Famous Masco TVB  
"Cascadian" Booster  
formerly \$42.50 now \$19.50.  
Dealer discount available

**ELCRAFT ELECTRONICS**  
32-28 49 St., L.I.C. 3, N.Y.



Malaya—BFEB, 11.820, Singapore, noted 0800 with BBC news relay from London, good level in N. C. (Ferguson) Heard on 7.120 with BBC news relay 0600. (Morgan, N. Y.)

Monaco—Radio Monte Carlo is still on measured 7.349 although overseas sources reported it had moved lower; checked 1745. (Ferguson, N. C.; Pearce, England)

Mozambique—CR7BU, 4.916A, Lourenco Marques, noted 1605-1655 in English, then closed with "A Portuguesa"; this was on a Sat.; other days closes one hour earlier; barely audible 2315 with request session. (Hill, N. H.)

New Caledonia—Radio Noumea is reported moved from 3.375 to 3.355, and beamed to Europe on 6.035, on the air 1900-2100, 0200-0530. (Radio Sweden) However, Sanderson, Australia, notes this one on 3.375 at 0745 with French news, parallel 6.035.

Nigeria—Lagos, 4.800, fair strength with music 1620; news 1630-1640. (Hill, N. H.) Heard with BBC news relay 15.00. (Pearce, England) Heard on 6.110 in English 1400; on 7.185 in English 1330, fair. (Hardwick, N.Z.)

Northern Rhodesia—Lusaka, 4.826, signs off 1400 after English announcement, fair. (Hardwick, N.Z.)

Norway—Radio Norway, 9.610, Oslo, good to Eastern North America 2000-2100. (Kuhnert, Ohio, others) And to West Coast 2300-2400. (Knapp, Calif.; Brooks, Kans.)

Pakistan—Radio Pakistan noted parallel over 11.885 (best) and 15.255 in beam to Southeast Asia 1945-2030; news 2000. (Niblack, Ind.; Bellington, N. Y., others) Noted on 9.520A with news at dictation speed 1915-1930 at strong level; announced "Overseas Services of Radio Pakistan"; may be listed 9.518 channel. (Niblack, Ind.) Heard on 11.725 at 2115 with news and music, then Home Service; on 11.915 at 1915 with news and music; on 15.335 with news and music 0300; on 15.255 at 0800 with "Pakistan Calling" feature and music; on 7.010 at 0745 with Home Service. (Sanderson, Australia) Heard on 9.545 and 7.010 in beam to Turkey 1430. (Pearce, England)

Panama—HOLA, 9.505, Colon, noted 2115 at level. (Middleton, Ohio) HO50, 5.990, is scheduled 0600-0000 weekdays, 8000-2100 Sun. (Radio Sweden) Heard well 2100-2200. (Sjoberg)

Paraguay—ZPA5, 11.950, noted 1930 with music in Spanish. (Jones, Pa.)

Peru—The English session from Radio Nacional, Lima, seems to be daily now 2300 over 6.082, 9.562A. (Sutton, Ohio; Jones, Pa., others) Heard opening on 9.562 with interval signal 0645, then long anthem; at 0648 announced calls of OAX4A, OAX4T, OAX4Z; fair level, strong heterodyne on high-frequency side. (Morgan, N.Y.)

Philippines—DZH8, 11.855, Manila, noted 1030 at fair level. (Waltz, Washington State) Heard on 9.730 at 0400 with musical program and news; on 15.300 at 0245 with "Baptist Hour." (Sanderson, Australia) An airmail letter from the Manila Broadcasting Co. lists Cebu Broadcasting Co., Cebu

**RADIO & TELEVISION NEWS**

# AND WE DIDN'T CUT CORNERS!

Faced with the unfilled demand of music lovers and concert stations for high-fidelity receivers at sensible prices, Radio Shack developed these 1955 REALIST® tuners. Their price is, we admit, incredibly modest. That it was achieved without sacrifice of performance, appearance or components is your good fortune and our unconditional guarantee!

- ✕ ARMSTRONG AND AFC FM CIRCUIT
- ✕ TUNED RF STAGE ON FM
- ✕ SUPERHETERODYNE AM CIRCUIT
- ✕ TUNED RF STAGE ON AM
- ✕ EACH WITH BUILT-IN AC SUPPLY



**COMPACT!**  
Both stack in 9 x 9½ x 6¾" space!

**BINAURAL!**  
2 separate receivers, very low cost!



## high-fidelity REALIST® FM

**FM TUNER:** 88-108 mc. Five microvolt sensitivity for 30 db quieting. Armstrong circuit, double-tuned limiter and triode mixer, balanced AFC, tuned RF stage. 20-20,000 cps ±0.5 db. 180 kc bandwidth. 6 tubes (2 dual) plus rectifier and pilot lamp. Solid 1-piece gold-tone panel escutcheon; built-in function switch, tape recorder jack, phono input. Controls: tuning, power. AC power supply built-in. Ultra-compact: 4¼ x 9½ x 6¾" deep. Ship. wt. 6¼ lbs. Use with any amplifier, sound system or TV set. Standard RETMA guarantee.

**\$39<sup>95</sup>**

36-888R  
6¼ lbs.



## high-fidelity REALIST® AM

**AM TUNER:** 560-1600 kc. Five microvolt sensitivity. Superheterodyne circuit, 8 kc bandwidth, latest ferrite stick antenna, five tubes (1 dual) and pilot lamp. 20-5000 cps ±3 db. Full AC circuit and built-in AC supply. Exactly matches Realist FM tuner in size, controls, appearance, function switch, phono input and tape jack. Nothing like it on the market remotely near this price! 6¼ lbs. Use with any amplifier, sound system or TV set. Standard RETMA guarantee.

**\$29<sup>95</sup>**

36-887R  
6¼ lbs.



**free!**

224-page catalog — write today!



**TIME-LY TIP:** if Realist FM and AM tuners are purchased at same time, pay only \$6.99 down, balance in 12 months. No interest if account is paid within 60 days!

**Order by Mail!**

NAME \_\_\_\_\_  
STREET \_\_\_\_\_  
TOWN \_\_\_\_\_ STATE \_\_\_\_\_

REALIST® TUNERS ARE SOLD ONLY BY

**RADIO SHACK CORP.**

167 WASHINGTON STREET, BOSTON 8, MASS.

WORLD'S LARGEST MANUFACTURER  
OF CUSTOM BUILT TELEVISION

# MATTISON

**SILVER ROCKET 630 CHASSIS**  
Featuring Syncromatic Tuning  
**NO DRIFT UHF-VHF-DX**

ONLY THE MATTISON 630 ELIMINATES DRIFTING APART OF PICTURE AND SOUND ON UHF, VHF AND DX RECEPTION. SELECT YOUR CHANNEL SOUND IS AUTOMATIC. (Syncromatic tuning is an exclusive Mattison 630 Circuit)

Tube Complement:  
29 tubes  
3 rectifiers  
1 CRT

**SILVER ROCKET**  
630 Chassis with  
built in UHF Tuner

**33**



All Channel UHF Tuner

UHF Cascode I.F. amplifier adds additional I.F. stage. Very important because UHF transmitters operate with moderate power and RECEIVER must be sensitive to give top notch UHF performance.

**SILVER ROCKET 630 CHASSIS**  
• with **TUNEABLE**

**BUILT-IN BOOSTER**  
for Better DX Reception

Tube Complement:  
28 tubes  
3 rectifiers  
1 CRT

Select Your  
Channel  
SOUND IS  
AUTOMATIC!

**32**



**Tuneable Booster**

Broad band single knob control pre-amplifier built in to eliminate long leads which may cause regeneration and attenuation of signal.  
ONLY THE MATTISON 630 CHASSIS HAS AN ALL CHANNEL TUNEABLE BUILT-IN BOOSTER THAT INCREASES SIGNAL STRENGTH UP TO 10 TIMES.

ALL CABINETS MADE IN MATTISON'S OWN CABINET FACTORY. AVAILABLE IN EVERY FINISH AND STYLE. WRITE FOR COMPLETE CATALOG.

**DEALERS! SERVICE MEN!** Here is your opportunity to become the "important" TV Dealer in your area for THE FINEST CUSTOM-BUILT LINE OF TV RECEIVERS. FREE! Write for Mattison's merchandising portfolio explaining the "UNASSEMBLED PLAN" and "\$1,000,000 FLOOR PLAN."



Manufactured with integrity

**Mattison Television & Radio Corp.**  
10 West 181st St., Dept. RN, N. Y. 53, N. Y.

When you buy from Mattison you need only one source of supply! You can buy a Mattison Chassis, a Mattison Cabinet or a complete Mattison TV Set!

City, DYH2, 6.140, 500 watts, 1600-1000; Philippine Broadcasting Corp., DZH3, Polo, Bulacan, 9.500, 1 kw., 1600-1000; DZH5, 9.690, Manila, 250 watts, 0500-0900 (to 1900 Sun.); Manila Broadcasting Co., DZIH, Navotas, Rizal, 9.640, 1 kw., and DZIH4, Navotas, 6.000, 1 kw., 1600-1000; DZIT, Navotas, 6.080, 250 watts, 1600-1100. (Scheiner, N. J.)

*Pitcairn Island*—ZBP is used on c.w. and phone to ships only—in English 1200-1600, 1900 (weather report), 2330-0100 over one transmitter of 250-500 watts on any of these channels—375 kc., 500 kc., 600 kc., 3.800, 4.000, 5.000, 8.280, 12.000, or 12.420, according to station officials. (Scheiner, N. J.)

*Poland*—Radio Warsaw, 9.57, noted with English 1400-1430. (Pearce, England) Also 1500-1530. (Butcher, Mass.)

*Portugal*—Lisbon was noted recently on 11.836 at 1600-1830 closedown in all-Portuguese session; another station on 9.248A announces "Emissora Nacional, Lisboa," "Voz de Lisboa," and "Voz de Portuguesa," heard 1615-1835 closedown; last 15 minutes has news in Portuguese, and woman announcers. (Saylor, Va.) Good to North America on 9.746A at 2000-2100. (Rugel, Kans.; Sutton, O., others)

*Puerto Rico*—Radio Corporation of Puerto Rico, measured 15.472, noted 0747 with announcement, called and made contact 0752 with Havana, Cuba. (Ferguson, N. C.)

*Romania*—Bucharest, 9.57, is good level in English for North America 2200-2230. (Middleton, Ohio, others) Heard parallel over 6.143A. (Levy, N. Y.) Noted also with English to North America 2330-2400 closedown on 9.57. (Zieske, Mich.)

*Saar*—Radio Saarbrucken and Tele Saar will establish the "biggest" station in Europe; the 20 kw. transmitter on 1421 kc. will be replaced by a 120-kw. transmitter; a commercial station of 400 kw. will operate on long-wave, and there also will be a short-wave service from the Saar. (Radio Sweden)

*Sao Tomé*—CR5SC, 4.807, noted 1500 with music; closed 1559 with "A Portuguesa." (Pearce, England) Good level in N. Z. 1500. (Hardwick)

*Somali*—Radio Mogadishu has been heard at good strength by Chandon, Pretoria, South Africa on 7.074A in the clear 1130-1300 closedown; all announcements in Italian.

*South Africa*—SABC, 11.937, Johannesburg, noted 1520 with music; closed 1530 after announcements in Afrikaans. (Pearce, England) A newspaper dispatch says SABC has decided to drop the playing of the South African National Anthem at program close-down. (Gay, Calif.)

*Spain*—Madrid now has one or more of its new (reportedly 100 kw.) transmitters on the air. (Ray, Pa., others) The announced 9.363 channel varies greatly; more recently measured 9.339. (Ferguson, N. C.) Has been noted on new 6.212A at fine level 1100 with relay of Home Service sessions in Spanish. (Cody, Ireland, others)

*Surinam*—PZH5, 5.757A, Paramari-

## MODEL 27-Z TESTER

(Made in Japan)

**\$8.95**

(Plus 25c shipping)  
RANGES: AC and DC volts-0-25, 250, 500, DC MA 0-1, 10, 100, 250, Ohms 0-1000, 10K, 100K bakelite panel, metal case. Manufacturer claims extreme accuracy and our spot checks show them to be within 1%!



**HEAVY DUTY ALNICO-5 MAGNETRON MAGNET**, 11.2 lbs. EA. Will lift 50 lbs. From \$7.49  
**BABY WINCH**, Hovershille, 24" AC or DC. Bike sprocket or cable drum take-off. For beam, garage door opener, Harb-Que, boat rudder control, etc. NEW WITH INSTRUCTIONS ..... \$4.95

## RADIO CONTROL

Build receiver from schematic we furnish with our 5 high-peaked, extremely selective AF band-pass filters. Kill interference from other transmissions. Get 5 operations at one R.F. From Air Forces radio-controlled target plane receiver. 4 bases \$2.95  
plus 300, 650, 950, 1300 and 3,000 cps. All live with schematic. Only ..... \$2.95

**CAN CONTAINING 4 CLARE TYPE K MINIATURE RELAYS. .... \$2.95**

## GENERATOR-ALTERNATOR SPECIAL 120V AC PLUS 12VDC

Two units in one package, each complete in itself: the removable centrifugal slip clutch and the generator-alternator. Clutch maintains armature speed of 2400 rpm for drive speeds varying between 2300 and 4200 rpm. Outputs 120v, 800w, or 12 V to plus 12 v. Drives A DC Drive it from engine or electric motor. With diagram and instructions. \$19.95

New condition ..... \$19.95  
**GENERATOR-ALTERNATOR** same as above except that DC output is 28.5 V @ 25 amp. Each ..... \$9.95

**GENERATOR-ALTERNATOR** similar to above except that DC output is 200 amps. Ask for 2CM81B1 ..... \$12.95

**115 V. 60 CYC. BRASS-BOUND HEAVY-DUTY SEL-SNYS**, 14 in. diam. shaft. Per Pair. .... \$12.95

**MN26-C BROADCAST BAND RADIO COMPASS RECEIVER**—150-1.500 Kc. NEW. \$14.95

With schematic ..... \$14.95  
Write for price on complete installation.

**CRYSTAL DIODE**, 1N69, New. J.A.N. approved. 69c  
G.E. 40 ma. EACH ..... \$2.95  
5 FOR ..... \$2.95

## ANTENNA MAST SECTIONS

Each 1 meter long. Screw together. MS-49, 50, 51, 52. New. Each ..... 39c  
MS-53. This is the bottom section that fits into itself. Use one or more for extra height. Each ..... 88c

**DC VOLTAGE CHANGER: Changer 12 VDC to 24 VDC @ 3 A; or 24 V to 12 V @ 12 V to 6 V, or 6 V to 12 V @ 6 A. New. Ea. \$5.95**

## \$45.00 HI-FI HEADSET AT \$7.95

Uses angular grooved plastic fibre cones with voice coils in steel frames and padded cushions ear muffs to obtain spacing for correct acoustical load. Gives most music reproduction, 600 ohms. Checked out with freshly laminated ear pads and long flexible fabric cord with phone tips. (Shpg. wt. 3 lbs., \$7.95)

## 24-HOUR TIME CLOCK SWITCH

90% DISCOUNT!

**HEAVY DUTY SANGAMO MECHANISM: 115 or 240 V, 60 cycles.** Up to 3 "ON"s and "OFF"s. Stop "OFF" any one or two days you wish. 30A DPST Switch. Controls lawn sprinklers, neon signs, hen-house lights, etc. With \$4.95 instructions. Guaranteed. .... \$4.95

Dealers: Write for quantity discounts.)  
**HALF-INCH PIPE SIZE SOLENOID VALVE**, 18 to 24 VDC, 1/3 A. Controls lawn sprinkler with above mechanism. .... \$2.95

**TRANSFORMER**, 115 V., 60 cycles to 24 V., 1A., for above solenoid & many other uses. 98c  
**SELENIUM RECTIFIER**, 3n A, max. 1-2A, full wave. For above transformer & solenoid. .... \$1.98

## 12 V. RECEIVER DYNAMOTOR

Same as the 24V dynamotors on the back end of your 274-N or ARC-5 command receivers, except that these are made for 8 to 14 volts. Same base plate and plug connections. Output 250V, 60 ma. \$4.95  
115-1/ARI-2X, like new, checked out. .... \$4.95

**58P1 CR TUBES**, New, boxed, Ea. \$1.29; 3 for \$3.49 (Shipped by RX only.)

**OHMMET DUMMY LOAD** 100 W., 75 ohm, non-inductive. Unit cost price is \$6.98. BRAND NEW. \$9.8c  
Special HEADSETS, Brand new, 600 ohms, with long 1/4" cord and phone plug. A HOT BUY! ..... Ea. \$1.49

## 12 V. UNIVERSAL MOBILE DYNAMOTOR (D. W. Thomas Engineering Inc.)

Your choice of EITHER 400 V. @ 250 MA OR 800 V. @ 200 MA. Change by simple link switch on model with relay and filter base or by choice of wire on the model less base, 10" long, 5" wide, Grey hammerhead. Easily mounted. BRAND NEW with hook-up instructions and circuit permanently affixed on base. A sensational value!  
Less base ..... \$10.95  
With base ..... \$17.95

## G.L. ELECTRONICS, INC.

905 S. Vermont Ave., Los Angeles 6, Calif.  
Minimum Order \$5.00 Total Deposit Required  
All Prices F.O.B. Los Angeles, Calif. Buyers Add Sales Tax  
GET ON OUR MAILING LIST

## SCHEMATICS—CONVERSIONS FOR SURPLUS GEAR

NEW LIST! MANY ADDITIONS!

Send stamped, self addressed envelope for List C. Add 25c for chart explaining AN nomenclature.

R. E. BOX 1220  
GOODHEART BEVERLY HILLS, CAL.

bo noted 1740 with dance music, Dutch announcements. (Catch, England)

*Sweden*—Radio Sweden, 11.705, excellent in *English* 0000-0015. (Winch, Calif.) Strong on this channel with *English* to North America 0700-0715. (Machajewski, N. Y.) Excellent over 9.620 around 2100-2145. (Headen, N. C.) Heard on 15.155 with news, music 1200-1230. (Sutton, Ohio)

*Switzerland*—HER3, 6.165, Berne, good level 2240, slight QRM. (Kirby, Mo.) Good in beam to Britain-Ireland over 9.665, 11.865 at 1345-1600. (Parker, N. H.) Heard well from 2030 on 7.210, 6.165, 9.535. (Keltling, N. Y.)

*Syria*—On Mondays when HCJB, Quito, Ecuador, is silent, Damascus often can be heard to Latin America 1900-2100 on 11.915A. (Niblack, Ind.) The 9.555 outlet should be parallel.

*Tahiti*—Radio Tahiti, 7.025, Papeete, heard in French 0000 at good level in N.Z. (Hardwick)

*Taiwan (Formosa)*—"Voice of Justice" broadcasts to Chinese mainland and overseas in Chinese and Cantonese dialects 1600-1800, 0600-1130 over BEC36, 7.300, 3 kw.; the Police Radio Station uses Chinese and Amoy dialects 1730-1910. 2155-0000, 0330-0900 over BEC38, 5.960, 3 kw. The *Armed Forces Radio Station*, Kachsiung, uses Chinese 1630-1800, 2200-0000, 0330-1000 over BEC24, 9.910, 1 kw.; also from Tsoying at same time on BEC26. 10.200, 1 kw.; "Voice of the Air Force" is scheduled to Taiwan and China mainland in Chinese 1700-1800, 2200-0000, 0400-0930 over BEC32, 9.775. 2.5 kw., and 1630-1800, 2200-0000, 0330-1000 over BEC22, 7.000, 1 kw. (Scheiner, N. J.) BED6. 11.735, and BED4, 11.920, noted 0230 with news. (Sanderson, Australia, Winch, Calif.)

*Tangier*—Pan-American Radio operates on 1178 kc., 7.290. 0300-0630 Spanish, French; 0630-0700 *English*; 0700-0830 French; 0830-0900 Italian; 0900-1100 Spanish; 1100-1145 French; 1145-1200 Hindu; 1200-1400 Arabic; 1400-1500 *English*; 1500-1600 French; 1615-1630 Italian; 1630-1748 Spanish; 1748-2000 International Program. (WRH) WTAN, "The Voice of Tangier," under the direction of International Evangelism, Inc., says that 7.305 is still used but it is *experimenting* with other frequencies which may be used if found advisable. (ISWC, England)

*Thailand*—HSK9, 11.670, *Radio Bangkok*, noted 0500-0700; has station interval signal when breaks around 0625-0630. (Zieske, Mich.) Heard with news 0515A. (Sanderson, Australia)

*Turkey*—TAT, 9.515, *Radio Ankara*, is excellent in *English* to North America 1815-1900. (Salovey, N. Y., others) TAU, 15.160, good level with *English* 1600-1645 closedown; Turkish news 1545. (Foster, Ill., others) TAV, 17.825, noted with *English* for Southeast Asia 0830, news; closes 9015. (Pearce, England)

*USI (Indonesia)*—YDB3, 7.270, noted at weak level with music 0545, much QRM. (Morgan, N. Y.) The *Indonesian Air Force Radio* operates daily 0430-0730, 11.940, using RCA 7.5 kw. trans-

October, 1954

## 200 POUNDS on a 10 foot television mast PERMA-TUBE supports it safely!

Place a 10 foot length of 1 1/4" x 16 gage (.065") wall Perma-Tube between two tables so that 6 inches rests on a table at each end. Place a 200 pound weight at the center point.

What happens? Tests prove that Perma-Tube will support this 200 pound weight with a minimum of deflection and permanent set.

Other materials show serious degrees of permanent set. Why? Because they are not made from the special strength J&L steel that is used to form Perma-Tube Television Masts. And too, Perma-Tube is coated with a metallic vinyl resin—inside and out.

What do the strength and corrosion-resistance of Perma-Tube mean to you? They mean protection for your work and your customers. Freedom from damage due to storms . . . better reception from the sets you install . . . insurance for your reputation . . . increased business and profits for you.

Only GENUINE Perma-Tube supports 200 pounds with a minimum of permanent set . . . accept no claims from substitute materials. Look for this Perma-Tube Brand.



Make this test yourself. Compare Perma-Tube with any other masts—steel or aluminum.



*Jones & Laughlin*  
STEEL CORPORATION — Pittsburgh

# Something Too Good to Miss, for HI-FI ENTHUSIASTS

**IT STUMPS THE EXPERTS** Ever since it was first described four years ago the performance of Air-Coupler speaker systems has delighted and mystified the most critical listeners. Hundreds of hi-fi enthusiasts who have built Air-Couplers to reproduce the low frequencies say that they now hear tones that they *never knew were recorded on discs and tapes!*

The Air-Coupler is unique in two respects — it gives clean reproduction on fundamental frequencies from 200 down to 20 cycles *with such power as to blow a match held in front of the port*, and yet, operated at low volume, it gives rich, proportionate bass reproduction when the system is turned down to *bare audibility*.

**YOU CAN BUILD IT** The enclosure is easy to build from 11 pieces of plywood. No special tools are required. Use any good 12-in. speaker. Added to your present speaker system, the Air-Coupler will make such a dramatic improvement that your friends will ask if they may bring over their records to play on your system.

**THE AIR-COUPLER UP TO DATE** The origin of the Air-Coupler was never disclosed until the story was told in the March-April issue of MUSIC at HOME Magazine. Since then, requests have poured in for up to date information on this remarkable enclosure. Accordingly, in response to this demand, a series of three articles has been prepared, starting in the September-October issue.

The series will present 1) detailed drawings and instructions of the latest, improved design, 2) diagrams and information on fixed and variable networks, amplifiers, and speaker systems, and 3) drawings which show how to conceal the Air-Coupler in bookshelves or storage walls, under the floor, or in simple, useful furniture pieces.

**ORDER YOUR COPIES NOW!** You can get the next three issues with the new Air-Coupler series, *plus* the March-April issue containing the article "Origin of the Air-Coupler", at the reduced price of \$1.00. MUSIC at HOME is a large-size magazine, elaborately illustrated and printed on fine paper. Edited for hi-fi enthusiasts, it covers all phases of music from records, tape, and FM, with more information on hi-fi equipment, installation, and operation than any other magazine. The four issues you buy for \$1 are equivalent to a \$5 book of 550 pages!

## HOW YOU CAN SAVE \$4.50

Here's how you can save \$4.50, and start a complete file of MUSIC at HOME from the very first issue: If you order a 3-year subscription now (a saving of \$3 over the 1-year rate) you will receive at once the first 3 issues without extra charge (a saving of \$1.50). In case your order is received after our supply of the first 3 issues is exhausted, your subscription will be extended for 3 extra issues. Act now while you can start a complete file and save \$4.50!

MILTON B. SLEEPER, Publisher  
207-F East 37th St., New York 16, N. Y.

Enclosed is my remittance for  
 \$1.00 for 4 issues containing Air-Coupler series  
 \$6.00 for 3 years, plus first 3 issues (Save \$4.50)

Name.....  
 Address.....  
 Add \$1.00 per year for foreign postage

NEW . . .

## POPULAR ELECTRONICS

. . . an ideal supplement to your reading of RADIO & TELEVISION NEWS.

. . . a perfect gift for hobbyists and beginners in electronics.

First Issue—OCTOBER, 1954

## NOW ON SALE!

(see page 168)

mitter with one-wavelength long antenna, one wave above the ground. (Scheiner, N. J.) YDI2, 3.982. Surabaja, excellent 0645-0930. (Malmo DX-aren, Sweden) Djakarta now has Indonesian for Central America 2000-2100 over YDF6, 9.710, 50 kw., parallel YDE, 11.770, 7.5 kw. (ORU DX program, others) Good level on 9.710 to 1230A in *English*, then in Hindu. (Koch, Ore.)

USSR—Baku, 4.958A, noted in Russian 1310 at fair level in Britain. (Catch) Moscow, 9.59A, noted in *English* 1630-1700. (Beres, N. J.) Moscow heard closing 0155 on 9.52A at very strong level. (Woolsey, Washington State) Khabarovsk, 5.950A, S8-9 in Japan around 0445-0505 sign-off. (JSWC) A Home Service station is noted some days 0630 on 9.850A. (Becker, Mich.) Komsomolsk, 7.278A, Siberia, heard 0537 with talk in Chinese by man and woman, good level; played Communist march 0547. (Morgan, N. Y.)

Vatican—HVJ's current schedule for *English* is daily 1000 and 1315 over 7.280, 9.646, 11.685, 15.120; 1100 on Tue. for Southeast Asia over 11.685, 21.740. (Butcher, Mass.)

Venezuela—A station on 9.527, giving three calls, two of which are "Radio Popular" and "Radio Hollandia," has been noted opening around 0530, best in Texas around 0630; announces frequency (in Spanish) as 9.530. (Stark, Texas)

Yugoslavia—Radio Belgrade, 6.100, noted 1745 with news session by woman, good level. (Morgan, N. Y.) Heard with news 1330-1345 over 6.100, 7.200. (Pearce, England)

\* \* \*

### Press Time Flashes

Armed Forces Korean Network, 6.895, relays American Forces Korean Network 24 hours daily; best around 0530; usually relays "Vagabond" or "Troubador"; CWQRM severe; QRA is Chief Engineer, AFEN Headquarters, 8214th Army Unit, Seoul, Republic of Korea. (N.Z. DX Times) By now, Tel Aviv, 9.008, Israel, should be back on winter schedule with "Voice of Zion" session in *English* around 1700-1745. (Scheiner, N. J., others)

WRH says a "local" broadcasting station on 3.255 as inaugurated back in 1952 in Montserrat, Leeward Islands; no further details as yet. WRH also says North Borneo has no broadcasting organization but that a lunch-time broadcast is radiated and that the station is used in addition for broadcasts of special events; considerable expansion is planned this year; uses *English* and Chinese and last-known schedule read 2300-2400 over VR4S, 7.237, 0.25 kw.

A French-speaker on 4.820A noted 1545 with dance music, 1600 with call in French and then closing with "La Marseillaise," appears to announce "Ici Abidjan." May be Ivory Coast. (Pearce, England) The clandestine station, "Radio Espana de Independiente," is noted in England with news in Spanish 1000 on 10.194A. (Catch)

RADIO & TELEVISION NEWS



# SAVE!... BARGAINS GALORE!... SAVE!

## COMMAND SETS

NEVER BEFORE! . . NEVER AGAIN!

**"Q" 5's**  
190-550KC  
Like New! XInt Cond.  
274N and ARC 5  
EQUIPMENT  
\$10.95



Type		
BC-455 Revr. 6-9 Mc. Used,	with tubes—Like New	\$3.95
BC-454 Revr. 1-3 Mc. Used with tubes like new		\$7.95
	With Dynamotor, extra	1.00
BC-456 Modulator. Used with tubes		3.95
	Sold as is. Less tubes	2.95
BC-696 Xmtr. As is. Less tubes		9.95
BC-457 Xmtr. 1-5.3 Mc. Used, with tubes		6.95
	Sold as is. Less tubes	3.95
BC-458 Xmtr. 5.3-7 Mc. Used, with tubes		6.95
	Sold as is. Less tubes	3.95
BC-459 Xmtr. 7-9.1 Mc. Used, with tubes		9.95
	Sold as is. Less tubes	5.95
BC-450 3 Revr. Control Box. Used		1.49
BC-451 Xmtr. Control Box. Used		1.49
3 Receiver Rack. Used		1.49
2 Xmtr. Rack. Used		1.49

**SENSATIONAL SALE!**  
ARC-5/R-28 2 MTR RCVR  
USED \$15.95



Here is the 2-meter superhet you have been looking for! Absolutely one of the BEST available today! Tunes from 100 to 150 Mcs. in four crystal channels. (Easily converted to continuous tuning.) Tube lineup is as follows:  
717A—R.F., 717A—Mixer, 2-12SH7—1st and 2nd I.F., 1B3 Me.  
12SL7—Det., AVC Spueleh, 12SL7—1st audio-speeh amplifier,  
12A6—2nd audio, 12SH7—R.F. Osc., 1st Harmonic Gen.  
717A—Tripp, 12th Harmonic Gen. 717A—Dblr., 12th Harmonic.

## BC-433-G RADIO COMPASS

Three band coverage of 200-1750 Kc. Ideal for use as home or mobile receiver for long wave, broadcast listening or may be used with components listed below for automatic direction finding. All 17 tubes included. Removed from surplus aircraft. Wt. 12 lbs. Price—**\$14.95**  
**SCR-269 ACCESSORIES**  
Control Box BC134—\$2.49 used... \$3.95 new  
C1-365A cord assembly... 1.95 new  
1-81A Indicator... 7.50 new



## BEACON RECEIVER BC-1206-C

Complete with 5 tubes. Tunes 195 KC to 120 KC. IF Frequency—135 KC. Receiver Sensitivity—3 Microvolts for 10 Milliwatts output. Output Impedance—300 Ohms and 1000 Ohms. Volume Control—RF Gain Control. Power Supply—21-28 Volts Aeroplane Battery. Current—.75 Amperes.  
**BRAND NEW \$9.95**

MN-20-E Loop for MN-26-C or RA-10 receiver. Use as remote controlled loop, or mount a light-weight beam on the loop and feed it through the slip-rings. Inside gears are 15:1  
**\$4.95**

BC-929—Contains power supply 110 V. 400 cycles. Has 7 tubes such as 3CP1, brand new.  
**\$12.95**

RS-83. New Carbon mike. A little gem. Same impedance as T-17, but hold in the palm of your hand. 1 1/2' flexible cord with standard 3-circuit plug, press-to-talk switch. NEW...**\$2.79**

522-2 Meter Rec. and Xmtr. w/tubes... \$49.50  
ARC-4-2 Meter Rear—XInt used w/tubes... 19.95  
12 & 24 V.—2 amp. filament trans. New... 2.49  
MN-26 Compass Rear—New—Orig. crate... 14.95

NOVICE BAND CRYSTALS... .99c

## METERS—WESTON • SANGAMO

All New. All D.C. 2" Square.

0-5 Ma  
0-15 Ma  
0-50 Ma  
0-100 Ma  
0-200 Ma  
0-300 Ma  
0-500 Ma  
**\$3.29 each**  
or  
**3 for \$9.00**



0-2 Ma	\$1.95
Voltmeter, 2" Sq. 0-20 Volts	3.29
DC Voltmeter, 2" Sq. 0-300 Volts W/Ext. resistance, Complete	\$3.95; 3 for 9.95
RF Ampmeter, 2" Sq. 0 to .5 Amp	2.95
Ammeter 2" rd. 0 to 50 Amp	2.29
Ammeter 2" Sq. 0 to 50 Amp	\$3.29; 3 for 9.00
3" Rd. Meters, Dc. All New, 0-15, 0-30, 0-100 Mills	\$3.95; 3 for 9.00
2 1/2" Rd. 0-30 Mills, Ea.	3.95
2" Rd. 0-50 Ma. 0 to 5 Ma. Movement	Each... \$2.95; 3 for 8.00
Thermocouple, 2" rd. 350 Mill. H.F.	3.29
Amp. Meter, No. 60-0-60	.97

## "S" METER

Beautiful instrument exactly suited for an "S" meter. Illuminated Face with a full scale reading of 5 MA, a standard value for most "S" meter circuits. Face diameter is 2 3/4", black bakelite case reverse set pointer.  
**89c**  
A beauty!  
Test Panel Meter—3" rd. 3,500 V. D.C.  
New...**\$3.95**

## OIL CONDENSERS

2 MFD—GE, 7500 V. New	\$14.95
3 MFD—Sprague, 1000 V. New	5.95
2 MFD—GE, 1000 V. New	3.95
2 MFD—Aerovox, 2500 V., New	2.49
4 MFD—CD, 1000 V. New	.97
10 MFD—Fast, 600 V. New	1.49
2 MFD—Aerovox or Solar, 500 V. New	3 for .59
4 MFD—GE, 600 V. New	.97



## TUBES

JAN-826 Tubes—Swell for that high power transmitting	\$ .89
WITH \$5.00 ORDER	3 FOR 2.00
1625	3 FOR 1.00
WITH \$5.00 ORDER	6 FOR 1.00

## TRANSMITTERS GP-7 TRANSMITTER

100-watt master oscillator type. Can be used on any frequency from 350 to 9050 KC by using the proper plug-in tuning unit. Type 803 PA and built-in 100 cycle power supply using a pair of 1B1B rectifiers. Three 2-inch panel meters: 0-300 MA DC, 0-9 RF Amps, 0-15 AC Volts. A gold mine of excellent usable components for building and servicing any high wattage rig. Comes complete with one tuning unit and tubes. Excellent condition...**\$13.95**

## 220-420 MEG. TRANSMITTER

200-710 MC. Tunable Transmitter. 10 W. output. Two 3B8-type tubes as push-pull oscillators. Wide band 3-dio amplifier. Less tubes. Excellent condition.  
With tubes...**\$8.95**  
With tubes...**\$12.95**



IFE—Radio Receivers—BC 647—500MC Used	\$4.95
AN 101A Antennas 100-150 MC. New	.97
BC-906—Frequency Meters—Used	14.95
6V DC—Keying Relay—5 Amp Contact—New	1.19
Hammerland Variable Cond.—135 MMFD Max. and 20 MMFD Min.—2000 V.	.79
Power Supply & Modulator Type MP-28—28 V input for Bendix—TA12 Transmitter New	9.95

## TRANSFORMERS

Power Trans. 110 Pri.—Sec. ±1-500 C.T. @ 150 MA Sec. ±2-6.3 @ 5 Amps. Sec. ±3-5 V @ 3 Amps.	\$3.95
Isolation Transformers—110 V.	NEW .97
TV Power Transformer—110 V Pri. Sec. 710 C.T. @ 225 MA—FH ±1—5V @ 3 Amps. ±2—5V @ 2 Amps. ±3—3.1V @ 1.0 Amps. ±1—6.4V @ 1.2 Amps NEW	5.95

## PHONE-CW FILTER

MODEL FL-8

Completely eliminates 1020 cycle CW signals when used on Phone bands—or flip a switch and only 1020 cycle CW signals come thru! Neutral switch position cuts filter out of receiver circuit. Fully self-contained in cast aluminum case 3 1/4" x 2 3/4" x 2 3/4" deep. No tubes or internal wiring required. Plugs between set phone jack and speaker.  
New...ea. **\$1.89**

## MODEL FL-5

Similar to above, less switch. Designed either to pass or reject 1000 cycle signals. Originally made for Army SCR274N and ARC-5 equipment. BRAND NEW, in original  
boxes, ea. **\$1.19**



## PRACTICE CODE TAPES

Code Training and Practice Inked Paper Tapes on 16 MM 400 Ft. Reels for telegraph and radio operation. 15 Reels to a Set, in wood case—for use with TG-34A and TG-10 Keyers.  
Complete Set...**\$14.95**  
SEPARATE TAPES for following lessons:  
Tape # 11—Traffic Type # 8—Code Groups  
Tape # 12—Traffic Type # 2—Receiving  
Each on 16 MM Reel...**\$1.25 Ea.**

## DYNAMOTORS

### PE-101C DYNAMOTOR

6 or 12 Volt



(Reprints of original CQ conversion articles—Oct. and Dec., 1952 issues, furnished.)  
This is the dynamotor the Hams have been talking about! Easily adapted to supply 625 V. @ 150 MA, and 325 V. 125 MA, at 12 Volts—or 300 V. 90 MA, and 160 V. 110 MA, at 6 Volts. (Illustration shows modified.)  
NEW...**\$4.75**  
Eicor Dynamotor—11.6 V. input—425 V—Output at 375 MA—NEW...**\$10.95**  
PE-120 Vibrator Power Supply for BC-260 and BC-659 Transceivers 6, 12 or 24 V DC Input—BRAND NEW...**\$19.95**  
BD-77 Dynamotors—1000 V. @ 350 MA. NEW...**\$14.95**  
PE-73 Dynamotors—28V-1000 V. at 350 MA NEW...**\$ 8.95**  
USED...**\$ 3.95**  
PE-103—New, Orig. Crate—Dynamotor...**\$34.95**  
Mobile Special—0 V Dynamotors—450 V at 150 MA. Ideal for 6 V operation. NEW...**\$ 7.95**  
Brand New Dynamotor—18 V Input @ 450 input at 50 MA—can be operated on 6 or 12 V—Orig. cost \$29.50. Now—NEW...**\$ 4.95**  
PE-126—Dynamotors—14 V Input—Output 3.0 V @ 380 MA—USED...**\$ 6.95**  
Wincharger Dynamotor 12 V Input—Output 440 V @ 200 MA. Made for TCS Equip. NEW...**\$14.95**

1-82-A—Radio Compass Indicator **\$6.95**  
—5% New.

Ideal For Beam Indicators  
**Mobile Generator Noise Filters—55 Amps. Govt. Pr. Approx. \$15.00**  
With Any Order...**\$1.00**  
Without Order...**1.49**

## TUNING UNITS FOR BC 375 OR 191 TRANS.

TU-7 4500-6200 kc	NEW \$2.29
TU-8 6200-7700 kc	2.29
TU-9 7700-10000 kc	2.29
TU-10 10000-12500 kc	2.29
TU-26 200-500 kc	2.29

## A SWEET OSCILLOSCOPE DEAL

ASB-7 Radar Indicator Unit: For conversion to test scope or for use as modulation monitor. Has standard test-scope CR tube, H Cont. V Cont. Erl. Foc. Gain, and range selection switch. External power source was used. Tubes: 4-6AC7, 3-6H6, 1-5BP1. NEW...**\$8.95**

CASH WITH ORDER. INCLUDE 4% SALES TAX WITH CALIFORNIA ORDERS—PLUS APPROXIMATE POSTAGE. EXCESS WILL BE REFUNDED. APPROX. SHIPPING WEIGHT PER UNIT: 15 lbs.

**SAM'S SURPLUS • 1306 BOND STREET • LOS ANGELES 15, CALIF.**

Never before such  
**CLEAR TV RECEPTION**  
for fringe areas  
**The "DE-SNOWER"**  
PREAMPLIFIER



Get beautifully clear TV reception where boosters have failed. Mounted at the antenna, the "De-Snow" amplifies the signal—not the snow . . . lets you locate antenna for best reception . . . use long, low-noise coax lead-ins or thousands of feet of open-wire or ribbon line.

The "De-Snow" is the heart of Jerrold's famous community TV systems which serve as many as 5,000 TV receivers from a single antenna. Sensitive, maintenance-free cascade circuit using 6BQ7-A's, 6AK5, & 6CB6 tubes combines a whopping 25 db gain with extremely low noise—only 6 db. Gives the best signal-to-noise ratio attainable in any fringe area.

Leading parts distributors stock the "De-Snow" in two models—Channels 2-6 or 2-13. Flat response for color.

**There's PROFIT in MULTIPLE INSTALLATIONS**



. . . for apartments, clubs, motels sell the "De-Snow" Distribution Amplifier. 8-outlets, extremely low noise cascade circuit. 15 db gain—like having a pre-amplifier at each outlet. 72 or 300 ohm inputs from 1 all-band antenna or separate high-low arrays or from "De-Snow" Preamplifier.

**JERROLD ELECTRONICS CORP.**  
26th & Dickinson Sts. • Philadelphia 40, Pa.

**JERROLD**

**N.J.R.T. TUBES 70% to 90% OFF LIST**

**GUARANTEE ALL NJRT TUBES ARE BRAND NEW AND FULLY GUARANTEED FOR ONE YEAR**

Type	Price	Type	Price	Type	Price	Type	Price	Type	Price
1A7GT	.45	6AL5	.39	6BZ7	.95	6W4GT	.45	12V6GT	.50
1B3GT	.67	6AQ5	.39	6C4	.39	6W6GT	.45	12X4	.35
1H5GT	.38	6AQ6	.36	6C8B	.45	6X4	.39	198GGG	1.15
1L4	.50	6A07	.68	6CD6G	1.15	6X5GT	.35	19T8	.75
1N5GT	.62	6AR5	.45	6F6	.45	7E6	.40	25B06GT	.75
1R5	.48	6A55	.50	6H6	.53	7X6	.58	25L6GT	.45
1S5	.40	6AT6	.39	6J5	.40	7L7	.77	25W4GT	.45
1T4	.48	6AU4GT	.70	6J6	.50	12AL5	.40	35A5	.49
1U4	.48	6AUS	.82	6K6GT	.39	12AT6	.35	35B5	.38
1U5	.40	6AUG	.45	6L6	.62	12AT7	.65	35C5	.38
1X2	.65	6AV6	.39	6R7	.49	12AUG	.38	35L6GT	.45
3A4	.45	6AX4GT	.59	6S4	.39	12A07	.55	35W4	.45
3Q4	.48	6BA6	.40	6S8GT	.51	12AV6	.50	35Z5GT	.45
3Q5GT	.48	6BA7	.57	6SA7GT	.41	12AV7	.60	45	.53
3S4	.48	6BC5	.49	6SB7Y	.76	12AX4GT	.55	50B5	.41
3V4	.50	6BD6	.45	6SC7	.59	12AX7	.55	50C5	.41
5U4G	.55	6BE6	.39	6SD7GT	.39	12BA6	.40	50L6GT	.59
5Y3GT	.39	6BF5	.55	6SK7GT	.39	12BA7	.57	70L7GT	1.07
5Y4G	.39	6BG6G	1.20	6SL7GT	.49	12BE6	.41	76	.42
6AB4	.42	6BH6	.45	6SN7GT	.55	12B7	.65	81	1.25
6AF4	.92	6BJ6	.41	6SQ7GT	.37	12B7Y	.65	117L7GT	1.19
6AF6	.75	6BK7	.89	6T8	.75	12B27	.65	117P7GT	1.39
6AG5	.49	6BL7GT	.65	6U7	.56	12S7GT	.49	117Z3	.39
6AH4	.67	6BQ6GT	.77	6U8	.59	12SN7GT	.50	807	1.25
6AK5	.59	6BQ7A	.92	6V6GT	.45	12SR7met	.55		

**T.V. PIX TUBE BRIGHTENER \$1.39**

**HI-PO TV RECTIFIER TUBES LAST LONGER**

Makes Picture brighter, larger

HI-PO 567 TO REPLACE \$1.39 HI-PO 6578 TO REPLACE \$1.95  
SU4G..... 6SN7GT....

**FREE SENSATIONAL "MAGI CLOCK" MYSTERY ELECTRIC CLOCK**

You can see through it . . . what makes it work? List price . . . \$18.15 . . . yours absolutely free with order of \$75.00 or more . . . or with orders totalling \$100.00 over a period of 30 days.

Many 7 volt types not listed. All tubes individually boxed. For orders under \$10 add \$1 handling charge. Tubes offered subject to prior sale. Prices subject to change. All orders shipped F.O.B. 25% deposit on c.o.d. shipments. Make checks payable to New Jersey Radio and Television Tube Co.

SEND FOR FREE TUBE LISTING.



**NEW JERSEY TELEVISION SUPPLY CO.**

Sole Distributor of NJRT Tubes

906B WESTFIELD AVE., ELIZABETH, N. J. EL. 5-3900

"Radio Espana Independiente, Estacion Pirinaica," has been heard afternoons (EST) on 11.950; "La Voz de la Resistencia Basca" has been noted in Spanish and the Basque dialect 0230-0300 on 7.020A. (Radio Sweden) A program of English is radiated 0530 Mon.-Fri. over HJKA, 7.935, Seoul, Republic of Korea; other days has Korean then. (N.Z. DX Times) "Radio Industrial de Juiz de Fora, Ltda.," Juiz de Fora, Brazil, is a new station on 4.925, ZYV32, 1 kw., with relay of m.w. ZYT9, 1090 kc., 1 kw. daytime and 0.5 kw. night.

The Tekniskens Vaerlds Radioklubb, Stockholm, has announced the Swedish SWL Championship 1954 which is open to all Swedish radio listeners; the 10 best contestants will be invited to a final "heat" in Stockholm during early January 1955. Many fine prizes are being offered. (Skoog, Sweden)

Of the many radio bulletins received here, one of the very best is that of the Japanese Short Wave Club, Box 29, Sendai, Japan, which is all-English and quite detailed, well-arranged (most items by frequency, some by country). Officials of the club are to be commended for the long way their club has come in such a short time. Welcomes members anywhere; membership outside Japan, including bulletin by surface mail is \$1.00 or 7/-d. sterling, or 12 IRC's; by airmail (only to Asia, USA, Canada, Australasia), \$3.00 or 22/-d. sterling, or 36 IRC's.

The Voice of America is now trying to catch up on backlog of reports and QSL's are being sent out as rapidly as possible. All Armed Forces Radio Service stations (both East, West Coast networks) are now being confirmed from AFRS, New York; reports should go direct there since VOA no longer will confirm AFRS reports. WRUL, Radio Boston is eager to receive reception reports especially from European listeners, with criticism of program material beamed to Europe; program schedule will be sent on request; latest schedule to Europe is 1459-1645 in English (also with Swedish, Norwegian, Dutch on alternate days) over WRUL, 11.780, 15.280, 11.780; to Latin America in Portuguese, English, Spanish 1745-2100 (Fri. Sat. to 2000) on 17.750, 15.350, 11.780, 9.585. (Morgan, N. Y.)

Far East Network (AFRS), Tokyo, uses new frequencies over a newly-installed transmitter (replacing JKI, JKL); new station has no call letters but is designated "FEN—Tokyo Short-wave." Current schedule is 1600-1800, 6.160; 1815-0515, 11.750; 0530-1000, 6.160; however, the daytime transmission is actually heard on 11.760 and not listed 11.750. (JSWC) New channels are heard well in Calif. (Balbi, others)

\* \* \*

**Acknowledgment**

Thanks for FB reports, fellows! Keep them coming during the winter DX season to Kenneth R. Board, 918 Stewartstown Road, Morgantown, West Virginia, USA. . . . K.R.B.

# Mercury Living Presence

## NEW RELEASES

**PAUL PARAY** conducting the Detroit Symphony Orchestra  
 Ravel La Valse; Faure Pavane; Franck Psyche. **MG50029**  
 Schumann Symphony No. 4; Liszt Les Preludes. **MG50036**



**ANTAL DORATI** conducting the Minneapolis Symphony Orchestra  
 Berlioz Symphonie Fantastique. **MG50034**  
 Bartok Concerto for Orchestra. **MG50033**  
 Tchaikovsky The Nutcracker, Ballet. **OL-2-101**  
 Stravinsky Le Sacre du Printemps. **MG50030**



**HOWARD HANSON** conducting the Eastman-Rochester Symphony Orchestra  
 Piston Symphony No. 3. **MG40010**  
 MacDowell Second ("Indian") Suite. **MG40009**  
 Taylor Through the Looking Glass. **MG40008**



**FREDERICK FENNEL** conducting the Eastman Symphonic Wind Ensemble  
 Reed La Fiesta Mexicana; Mennin Conzona; Persichetti  
 Psalm; Hanson Chorale and Alleluia; Thomson A Solemn  
 Music. **MG40011**



**ANTAL DORATI** conducting the Chicago Symphony Orchestra  
 Kodaly Peacock Variations; Bartok Miraculous Mandarin  
 Suite. **MG50038**  
 Schubert "Unfinished" Symphony; Tchaikovsky Romeo and  
 Juliet Overture-Fantasia. **MG50037**



**DON'T YANK OR INSTALL A FLYBACK OR YOKE—TILL YOU CHECK IT WITH THE 944!**



**NEW!** EICO 944 FLYBACK TRANSFORMER & YOKE TESTER KIT \$23.95. WIRED \$34.95.

- A time — and trouble-saving MUST for TV servicemen!**
- Positive check of all flybacks & yokes, in or out of set—fast!
  - Uses sensitive grid-dip principle—detects even 1 shorted turn!
  - Exclusive separate calibration for air- & iron-core flybacks assures utmost accuracy.
  - Checks any inductance of not too low impedance; also usable for general continuity testing.
  - Large 4½" 50 ua meter, 3 separate "Good-Bad" scales.



BUY EICO—at your local jobber—and SAVE 50%. Write now for FREE Catalog RF-10  
 ELECTRONIC INSTRUMENT CO., Inc.  
 84 Withers Street • Brooklyn 11, N. Y.

MAIL TODAY. LEARN RADIO AT HOME WITH THE PROGRESSIVE RADIO "EDU-KIT".

# BUILD 15 RADIOS

## AT HOME

With the New Improved 1955

### Progressive Radio "EDU-KIT"

**ONLY \$19.95**

**NOW INCLUDES**  
 High Fidelity,  
 Signal Tracer,  
 Code Oscillator

- ATTRACTIVELY GIFT PACKED
- FREE SOLDERING IRON
- NO ADDITIONAL PARTS NEEDED
- EXCELLENT BACKGROUND FOR TV
- 10 DAY MONEY-BACK GUARANTEE
- SCHOOL INQUIRIES INVITED
- ABSOLUTELY NO KNOWLEDGE OF RADIO NECESSARY

### WHAT THE PROGRESSIVE RADIO "EDU-KIT" OFFERS YOU

The Progressive Radio "Edu-Kit" offers you a home study course at a rock bottom price. Our Kit is designed to train Radio Technicians, with the basic facts of Radio Theory and Construction Practice expressed simply and clearly. You will gain a knowledge of basic Radio Principles involved in Radio Reception, Radio Transmission and Audio Amplification.

You will learn how to identify Radio Symbols and Diagrams; how to build radios, using regular radio circuit schematics; how to mount various radio parts; how to wire and solder in a professional manner. You will learn how to operate Receivers, Transmitters, and Audio Amplifiers. You will learn how to service and trouble-shoot radios. You will learn code. You will receive training for F.C.C. license.

In brief, you will receive a practical basic education in Radio, worth many times the small price you pay.

### THE KIT FOR EVERYONE

The Progressive Radio "Edu-Kit" was specifically prepared for any person who has a desire to learn Radio. The Kit has been used successfully by young and old in all parts of the world. It is not necessary that you have even the slightest background in science or radio.

The Progressive Radio "Edu-Kit" is used by many Radio Schools and Clubs in this country and abroad. It is used for training and rehabilitation of Armed Forces Personnel and Veterans throughout the world.

The Progressive Radio "Edu-Kit" requires no instructor. All instructions are included. All parts are individually boxed, and identified by name, photograph and diagram. Every step involved in building these sets is carefully explained. You cannot make a mistake.

### PROGRESSIVE TEACHING METHOD

The Progressive Radio "Edu-Kit" comes complete with instructions. These instructions are arranged in a clear, simple and progressive manner. The theory of Radio Transmission, Radio Reception, Audio Amplification and servicing by Signal Tracing is clearly explained. Every part is identified by photograph and diagram. You will learn the function and theory of every part used.

The Progressive Radio "Edu-Kit" uses the principle of "Learn by Doing." Therefore you will build radios, perform jobs, and conduct experiments to illustrate the principles which you learn. These radios are designed in a modern manner, according to the best principles of present-day educational practice. You begin by building a simple radio. The next set that you build is slightly more advanced. Gradually, in a progressive manner, you will find yourself constructing still more advanced multi-tube radio sets, and doing work like a professional Radio Technician. Altogether you will build fifteen radios, including Receivers, Transmitters, Amplifiers, Code Oscillator and Signal Tracer. These sets operate on 105-125 V. AC/DC. An Adaptor for 210-230 V. AC/DC operation is available.

### THE PROGRESSIVE RADIO "EDU-KIT" IS COMPLETE

You will receive every part necessary to build 15 different radio sets. Our kits contain tubes, tube sockets, chassis, variable condensers, electrolytic condensers, mica condensers, paper condensers, resistors, line cords, selenium rectifiers, tie strips, coils, hardware, tubing, etc.

Every part that you need is included. These parts are individually packaged, so that you can easily identify every item. A soldering iron is included, as well as an Electrical and Radio Tester. Complete, easy-to-follow instructions are provided.

In addition, the "Edu-Kit" now contains lessons for servicing with the Progressive Signal Tracer, F.C.C. instructions, quizzes, high fidelity instructions. The "Edu-Kit" is a complete radio course, down to the smallest detail.

### TROUBLE-SHOOTING LESSONS

Trouble-shooting and servicing are included. You will be taught to recognize and repair troubles. You will build and learn to operate a professional Signal Tracer. You receive an Electrical and Radio Tester, and learn to use it for radio repairs. While you are learning in this practical way, you will be able to do many a repair job for your neighbors and friends, and charge fees which will far exceed the cost of the "Edu-Kit." Here is your opportunity to earn radio quickly and easily, and have others pay for it. Our Consultation Service will help you with any technical problems which you may have.

### FREE EXTRAS

- ELECTRICAL & RADIO TESTER
- ELECTRIC SOLDERING IRON
- TV BOOK
- RADIO TROUBLE-SHOOTING GUIDE
- CONSULTATION SERVICE
- QUIZZES
- F.C.C. TRAINING

Progressive "Edu-Kits" Inc., 497 Union Ave., Dept. RN-34, Brooklyn 11, N.Y.

MAIL TODAY—Order shipped same day received.  
 10-Day Money-Back Guarantee. Include ALL FREE EXTRAS

Send "Edu-Kit" Postpaid. I enclose full payment of \$19.95 (U.S.A. only).  
 Send "Edu-Kit" Postpaid. I enclose full payment of \$20.95 (Outside U.S.A.).  
 210-250 V. Adapter for "Edu-Kit"—\$2.50.  
 Send "Edu-Kit" C.O.D. I will pay \$19.95 plus postage (U.S.A. only).  
 I wish additional information describing "Edu-Kit". No Obligation.  
 Send me FREE Radio-TV Servicing Literature. No Obligation.

Name .....

Address .....

**PROGRESSIVE "EDU-KITS" INC.**  
 497 UNION AVE., Dept. RN-34, Brooklyn 11, N. Y.

BUILD 15 RADIOS AT HOME WITH THE PROGRESSIVE RADIO "EDU-KIT".

# TUNG-SOL TECHNICAL DATA PAYS OFF IN SERVICE!



T-58 700 pages—600 tube types



NEW! 1954 Edition! T-70 200 pages of data on CR tubes, receiving and special tubes, dial lamps



T-31 300 blueprint base diagrams for 1100 tube types

Here's the most practical set of tube reference books in the industry—all the information you need for everyday jobs! They're easy to read—easy to use (always lie flat when open). You'll get work done faster with Tung-Sol Technical Data Books. Ask your tube supplier about them.

TUNG-SOL ELECTRIC INC., Newark 4, N. J.  
Sales Offices: Atlanta, Chicago, Columbus, Culver City (Los Angeles), Dallas, Denver, Detroit, Newark, Seattle.

  
**TUNG-SOL®**  
*easy reference*  
**TECHNICAL DATA**

Tung-Sol makes All-Glass Sealed Beam Lamps, Miniature Lamps, Signal Flashers, Picture Tubes, Radio, TV and Special Purpose Electron Tubes and Semiconductor Products.

# I MARRIED A TV TECHNICIAN

By LEA KESSLER

*Like the traditional "shoemaker's children," families of TV technicians are often "radio-less" and "TV-less."*

THIS STORY is true, only the names haven't been changed, to persecute the guilty! What do I mean, persecute the guilty? Well my husband isn't a criminal in the literal sense of the word, but I often wonder if he had another pleasurable place to live, and I wasn't a palatable cook, if I'd see him at all. His comings and goings could be compared to those of a doctor, but at least a medico's wife was prewarned before entering into the nuptial agreement. I had no such good fortune. My children think any man in a blue uniform is their father. After all how often do they see his face?

This has led to many ludicrous situations. Like the time I called for service on our oil burner. The poor man had the misfortune to be wearing a blue uniform. That did it! With the speed of track stars, my two little gremlins jumped him as he entered the door, and amid shrieks of "I got him, Mom, it's Daddy, let me go, help, oonch, oonch (my two year old doesn't speak very clearly), they floored him. Being a husky fellow, and of a determined nature, he soon righted himself, and was out of the door again, before I could catch him and explain. We were very cold that winter.

Speaking of service, can anyone recommend a good TV service technician? The one I have been trying to use, has taken to ignoring my requests for aid. There's nothing wrong with our set that a good picture tube wouldn't cure, but that's my version of it. Everytime I ask for a new tube, however, I get the complex argument that it's only loose electron gun elements. Quite frankly though, I'm getting tired of whacking the neck of the tube with a blunt instrument every time the screen goes black. Besides that my five year old daughter misinterprets my actions, and the other day I caught her about to smash the back of the set with a heavy hammer. When I upbraided her for this performance she argued that she was just following my example—Where do I go from here?


A long time ago I had a wide circle of friends and relatives too numerous to count. All this, however, was before the advent of television. My husband, many years ago, made a firm resolution that he would never fix a television set belonging to anyone close to us. This ruling has caused much grief, as nary a day goes by that I don't make a fresh enemy. I try my best to be diplomatic when refusing to send my husband over, but the sweeter

I am, the more bitter they are afterwards. My husband, the real culprit, is never home to answer the telephone personally and therefore the blame falls on me. What friends I have left all understand how little time my husband spends at home and therefore only call for service late at night, on holidays, or Sundays. They're very considerate that way. Just a few months ago my own Mother threatened to call in another technician—it should only happen!

About a year ago one of my aunts called for service, and being a much faster talker than I am, which is no mean accomplishment, cornered me into sending my husband over. He went, at the point of a gun, and I've never heard the end of it. It seems she needed a new picture tube, and after he quoted her the absolute wholesale price, with no charge for labor, she said she'd let him know as that figure seemed exorbitant, and she certainly thought he would give her a break, being his aunt and all. Without a word, he left in disgust, and the whole family now knows what a parsimonious brute I married.

My husband is a wonderful technician, just ask him, he'll tell you. He can fix an intermittent horizontal sync condition without batting an eyelash, but getting him to fix something around the house is another story. When we bought our home, we noticed that the sample house had a fluorescent light over the sink, which was quite attractive and very useful. Right then I decided that we should have one in our kitchen. The rest of the story is very sad, but don't stop now, there's a happy ending. I bought a light without even considering the serious repercussions. After countless arguments, nagging and threats of divorce, my husband proceeded to mount the light one day. First of all, where were the screws? I scrounged around the house for fifteen minutes and finally came up with a reasonable facsimile. Then with staggering finality—How did I expect him to hang a fixture on a metal cabinet without a drill? Of course there are no tools in the house, they're all at the shop. Buying another drill would have been quite costly, and besides this menial type of labor was not meant for a genius to waste his time on. Just then, my hero arrived, Jerry, the neighbor from across the street. Certainly he didn't mind soiling his hands, and in less time than it takes to change a 5U4 he had the light in-

RADIO & TELEVISION NEWS



**"He's Got His Mind On 'SURPRISE' Trade-Ins Again"**

Once you've been on the receiving end of a SURPRISE Trade-In Allowance, you're not likely to forget that for downright money saving it pays to trade used (factory built) test or communication equipment at Walter Ashe. Try us and prove it to yourself. Wire, write, phone or use the handy coupon.



**NATIONAL HRO-60.**  
Less Speaker. Net \$533.50



**JOHNSON VIKING II TRANSMITTER KIT.** Net \$279.50  
Wired and Tested. \$337.00



**COLLINS 75A-3 with 3 KC mechanical filter.** Less Speaker. Net \$530.00



**JOHNSON VIKING RANGER TRANSMITTER-EXCITER KIT.** Less tubes. Net \$179.50. Wired and Tested. Net \$258.00. Tubes for Ranger. Net \$23.92.



**HAMMARLUND HQ-140X.** Less Speaker. Net \$264.50



**BARKER & WILLIAMSON TRANSMITTER. Model 5100.** Net \$442.50

All prices f. o. b. St. Louis • Phone Chestnut 1-1125

**Walter Ashe**  
**RADIO CO.**  
1125 PINE ST. • ST. LOUIS 1, MO.

**FREE CATALOG!**

WALTER ASHE RADIO COMPANY  
1125 Pine Street, St. Louis 1, Missouri RN-10-54

Rush "Surprise" Trade-In Offer on my \_\_\_\_\_  
for \_\_\_\_\_  
(show make and model number of new equipment desired)

Rush New 1955 Catalog.

Name \_\_\_\_\_  
Address \_\_\_\_\_  
City \_\_\_\_\_ Zone \_\_\_\_\_ State \_\_\_\_\_

**Send for your copy today**

# SPECIAL OF THE MONTH

**WESTON MODEL 301**  
**0-2 Amps. DC . . . . . \$3.95 each**  
**30 MFD 2500 V DC OIL CONDENSER. CERAMIC INSULATORS. IDEAL FOR SSB. \$12.95**  
**BRAND NEW . . . . . ea.**

## OIL CONDENSER OVERSTOCK

Brand New Rect. Ceramic Ins.  
 6 MFD 1500 VDC . . . . . \$2.50  
 2 MFD 2000 VDC . . . . . 1.75

## MINIATURE METER

0-500 Microamps 1 1/2" scale, Bakelite case. An accurate tiny meter ideal for GD meters, SWR Bridges, etc.  
**BRAND NEW . . . . . \$3.95 EA.**  
 3 for \$9.95

## R.F. AMMETER

2 1/2" General Electric 0-4 amps RF, Internal Thermo . . . . . **\$2.95 EA.**  
 2 for \$5.75

## EIMAC VACUUM CONDENSERS

12 MMF (VC 12-32) 32,000 VDC . . . . . \$8.95  
 50 MMF (VC 50-32) . . . . . 9.95

## WESTON METERS

0-150 VAC Rectifier type . . . . . Model 301 \$7.95  
 0-10 Volts DC (1000 ohms/v) . . . . . 5.95  
 0-1 Ma (KV Scale) . . . . . " 5.95  
 0-150 Ma DC . . . . . " 5.95  
 0-15 Milli DC . . . . . " 5.95  
 0-200 Microamps (100 Scale) . . . . . Model 731 7.95  
 0-1 Ma (0-100 Scale) . . . . . " 6.95

## PANEL METERS

GOV'T SURPLUS, G.E., WESTINGHOUSE, WESTERN ELECTRIC, SIMPSON, ETC.

**2" METERS** **3" METERS**  
 0-80 ma DC . . . . . \$3.49  
**3" METERS**  
 0-200 Microamps . . . . . \$6.95  
 0-400 Microamps . . . . . 5.95  
 0-800 Microamps . . . . . 5.95  
 0-200 Milliamps . . . . . 4.50  
 0-250 Milliamps . . . . . 3.95  
 0-3 Milliamps . . . . . 3.95  
**3" METERS**  
 0-500 Microamps . . . . . \$5.95  
 0-50 Mill. . . . . 4.50  
 0-80 Mill. . . . . 4.50  
 0-150 Volts AC . . . . . 6.95  
 0-750 Volts DC . . . . . 5.95  
 0-15 Volts DC . . . . . 4.95

MANY OTHER METERS IN STOCK. PLEASE WRITE YOUR REQUIREMENTS.

## WESTON FREQUENCY METER

Model 814. 350 to 450 cycles, 100 to 125 Volts. Regular Price \$100.00.  
**Our Price, \$29.95 EA.**  
**Brand New . . . . .**

## OIL CONDENSERS

4 MFD-600VDC \$ .95	10 MFD-2000VDC \$6.95
10 MFD-600VDC 1.50	12 MFD-2000VDC 7.95
2 MFD-1000VDC .95	2 MFD-2500VDC 3.95
3 MFD-1000VDC 1.25	4 MFD-2500VDC 5.95
12 MFD-1000VDC 2.95	4 MFD-3000VDC 6.95
3 MFD-1500VDC 2.65	5 MFD-4000VDC 1.50
5 MFD-1500VDC 2.85	1 MFD-4000VDC 1.75
6 MFD-1500VDC 2.95	4 MFD-4000VDC 12.95
10 MFD-1500VDC 3.75	15 MFD-5000VDC 49.50
15 MFD-1500VDC 4.50	1 MFD-7500VDC 1.75
2 MFD-2000VDC 2.25	1 MFD-8000VDC 24.95
3 MFD-2000VDC 2.95	1 MFD-20KV 49.95
4 MFD-2000VDC 3.95	.0025 MFD-25KV 5.50
6 MFD-2000VDC 4.95	2 1/2 MFD-60VAC 4.95
	5 MFD-660VAC 2.95

## G. E. RELAY CONTROL

(Ideal for Model Controls, Etc.)

Contains a sigma midget 8,000 ohm, relay (trips at less than 2 MA), high impedance choke bi-metal strip, neon pilot and many useful parts. The sensitive relay alone is worth much more than the total low price of . . . . . **\$1.25** Each 10 for **\$9.90**

## WIRE WOUND RESISTOR KITS

25 Assorted 1/2 Watt . . . . . \$1.95  
 25 Assorted 20 Watt . . . . . 2.50  
 50 Assorted 5, 10, 20 and 50 Watt . . . . . 4.95

## MOBILE RELAY

6 VDC Coil SPST, 30 amp contact for dynamotor starting bus extra contacts for silencing receiver, SPST normally closed. Made by Stuthers Dunn. Specially priced at . . . . . **99¢ ea.**

## READ 'N' SAVE BARGAINS

6 Henry 80 ma chokes . . . . . .85  
 Henemann ckt brkr. 5.5 amp, 110 V . . . . . .95  
 Var. ceramic trimmer 7 to 45 mmf . . . . . .25  
 Eric 500 mmf ceramiccons. . . . . .10 for .50  
 15V AC relay SPST 15 Amp contacts . . . . . 1.75  
 220V AC relay SPST 15 Amp contacts . . . . . 1.75  
 .01 mmf, 1000 VDC Meas. . . . . .5 for .95  
 .0001 2500 VDC Meas. . . . . .5 for .95  
 .04 600 V Meas. . . . . .5 for .95  
 100,000 ohm, 100 Watt resist. . . . . .45

Min. Order \$3.00-25% with Order-F.O.B. New York.

# PEAK ELECTRONICS CO.

66 West Broadway, New York 7, N. Y.  
 Phone WOrth 2-5439

stalled. Thank goodness for small blessings and friendly neighbors!

Aside from other important gripes, I'm afraid my children are going to be scarred for life. At least they must grow up with twitching eyes. There's not a lamp in our house that doesn't flicker.

There's not a radio here that works, but I've got a solution to that problem all mapped out. One of these days when my husband is out on the street doing calls, I'm going to sneak into the shop with all our battle-scarred radios, tag them with fictitious names and then when they are fixed, smuggle them out again. He'll never know they're ours, because he's never given them even a cursory glance.

There are some things that must be done around the house however, and these he does in his own inimitable style. They are called "temporaries." Like the time we bought a freezer. We had it put in a large walk-in closet near the kitchen for convenience sake.

There was just one thing wrong with that spot—no electrical outlet. Of course having a television technician for a husband, I didn't dare call in an electrician. Honestly though, I don't mind the extension cord draped across the floor and over the doorway. You can get used to anything, and I painted the wire to match the various parts it touches, so it isn't very noticeable. One of these days my husband promised to run the wires through the wall and attic as it's supposed to be done. It's only been this way for about a year and a half, and we do have twenty-three more years to pay on the house, so what's the hurry.

Several months ago, my husband honored me with his presence about suppertime. He was amazed that I didn't have a banquet prepared. After all what's so unusual about having your husband for supper. He immediately buried his nose in a copy of RADIO & TELEVISION NEWS and when I interrogated him as to his wants for supper, he answered something about "cooking a set." Now I don't care what kind of a delicacy this particular set may be, I think it would be quite indigestible.

One evening not so long ago I decided I had had quite enough of sitting home alone every night, so I hired a sitter and attended a local women's meeting. On my arrival home I found an enraged husband and no sitter. How did I have the audacity to go out to an old meeting just on the night when things were slow and he was able to take the evening off. Didn't I know there were no good fights that night, on television that is. Any fortuneteller would know an obvious thing like that, but unluckily I hadn't been reading tea leaves lately.

There is one compensation being married to a TV service technician, however, and that is the service sales slips found lying all over the house. They are just dandy for writing notes to the milkman.

The PERFECT 2 meter PACKAGE



# Communicator

Physically, a comfortably-carried 20 pound package . . . but . . . a completely unique package which contains all circuit elements usually found only in a well designed 2 meter fixed station of conventional size. Here truly is compactness without compromise!

*Stand-out features*

- Sensitive superhet receiver with "Cascade" front-end. Calibrated dial tunable from 144 to 148.3 mcs. . . . .
- Three stages I. F. . . . .
- The famous Gonset noise clipper . . . . .
- Adjustable squelch . . . . .
- Built-in panel speaker—earphone jack . . . . .
- Universal self-contained power supply for 6 volts DC and/or 115 volt AC . . . . .
- Transmitter uses 2E26 final at 5-7W output . . . . .
- High level plate modulation . . . . .
- Modulator can also be used to provide a PA system for emergency situations . . . . .
- Frequency control is by crystal (standard 8 mc types) or by Gonset 2 meter VFO. (Separate)
- Coax fitting on case top accepts telescoping antenna, (supplied) or connects coax line to external antennas. . . . .

DE LUXE COMMUNICATOR net 229.50  
 STANDARD COMMUNICATOR net 209.50  
 (Less squelch, earphone jack, etc.)

## 2 meter VFO



A fitting companion unit for the Communicator, but also well suited for use with almost any 2-meter transmitter. Provides stable, calibrated VFO (24 mc. output) . . . . . brings all the advantages of I.F. VFO to the 2-meter operator. . . . .  
 Net \$4.50

## GONSET CO.

801 South Main Street Burbank, Calif.

## SAVE \$ \$ \$

### SEND FOR OUR LATEST BARGAIN BULLETIN

RCA 5U4G 5.59 SYLVANIA 6SN7GT 5.73  
 183GT 5.99 6AU6 5.65 6BG6 51.39 12AT7 5.99  
 1X2A 5.93 6CG6 51.99 6CD6G 52.21 12AU7 5.86  
 STANDARD BRANDS ONLY—100% GUARANTEED  
 BRAND NEW INDIVIDUALLY BOXED

### ELECTRONIC DISTRIBUTORS

727 ARCH ST. PHILA. 6, PA.

## LEARN TV SERVICING

Send for free 24-page illustrated booklet which tells you how to become a successful TV technician. America's leading TV servicing school offers you a specialized training program that omits unessential math & design theory. You concentrate on radio & TV servicing only! You get professional training & experience right in our fully-equipped shops & laboratories. Write Dept. R-104.

Approved for Veterans  
**WESTERN TELEVISION INSTITUTE**  
 341 W. 18th St. Los Angeles 15, Calif.


# NEW TV PRODUCTS

## "ANTENAPLEX" AMPLIFIER

The Engineering Products Division of *Radio Corporation of America*, Camden, N. J. has announced the availability of a "miniature" broadband amplifier which has been engineered for master antenna television systems employing 50 or less receivers.

The new MI-5185 is intended for small chain installations in motels, hotels, showrooms, office buildings, and department stores. It can also be utilized in community TV systems to extend distribution lines.

The amplifier reproduces both color and black-and-white TV signals, and comes factory-aligned for flat response on all v.h.f. channels from 2 to 13. It incorporates separate low- and high-



band amplifiers, power supply, and separate 75-ohm inputs for the low and high bands. It can be cascaded with other broadband amplifiers for additional gain, used as a preamp for channelized strips in line amplifiers, and adapted for 300-ohm input if required.

## "CRANK-UP" TOWERS

*Alpar Manufacturing Corp.*, 2910 Spring St., Redwood City, California is now offering an aluminum "crank-up" television tower which is said to be able to withstand gale winds in excess of 100 m.p.h. with top antenna loads of 100 pounds.

The tower is so designed that the guys may be installed as the tower is raised thus making it possible for one man to install the unit unassisted. According to the company, the tower is rustproof and corrosion resistant, automatically locks into position, and may be quickly lowered if required.

Data sheets giving full information on the line are available from the company on request.

## CRYSTALS FOR COLOR TV

*Standard Piezo Company* of Carlisle, Pa. has announced the quantity production of low-drift, 3579.545 kc. crystals for use in the subcarrier oscillator circuits of color television receivers.

Known as the Type TV-1, the new

October, 1954

# AUTHENTIC KLIPSCH DESIGNS...




From the drawing boards of Paul KLIPSCH, world-famous designer of high fidelity speaker enclosures, come revolutionary new designs which are produced for you by CABINART. Mr. Klipsch is renowned as the developer of the Klipsch corner horn design... an innovation which effectively extends and enhances the bass range of all program material by utilizing the walls of the room in which the unit is placed. Complete freedom from boom and distortion, crispness and clarity of sound reproduction, and smartly styled appearance are some of the qualities which have combined to make Klipsch designs by Cabinart the most truly desired speaker enclosures in the high fidelity sphere.



## KR-5

Only 20" high, this compact speaker enclosure embodies all of the Klipsch-Quality performance within its miniature size. It can be wall-mounted, corner-hung, placed on a table, a bench, a shelf, anywhere in the home! For versatility... plus performance... plus price... there's nothing like it in the world.


Finished **\$48.00 net**  
Utility (unfinished) **\$33.00 net**



## KR-4

Approved by popular acceptance. Introduced in the Fall of 1953, the KR-4 received the immediate acclaim of critics and music lovers alike. Here is system performance in a Klipsch corner horn speaker enclosure so flexible in design as to provide the widest latitudes in determining your listening requirements.

12" model	}	Finished <b>\$69.00 net</b>
		Kit form <b>\$36.00 net</b>
15" model	}	Finished <b>\$87.00 net</b>
		Kit form <b>\$42.00 net</b>



## KR-3

Surpassed in performance only by the Klipschorn, the KR-3, based upon the same proven principles, is engineered for loudspeakers up to and including 15" in diameter, coaxial or separate, 2 or 3 way systems. Outstanding versatility unmatched at such low cost.

Finished **\$126.00 net**  
Utility (unfinished) **\$84.00 net**

All three of the Klipsch models are available in a variety of beautiful finishes: Honey Walnut on Walnut, French Mahogany on Mahogany, Korina (Blaude Mahogany), and Ebony (black Lacquer). The KR-5 is also available in a portable leatherette model.

See the Klipsch Models at your local jobber, or write for complete information to Dept. 15-K

G & H WOOD PRODUCTS CO., 75 North 11th St., Brooklyn 11, N. Y.

Now CONVERT YOUR STEEL HAMMER TO A

*Soft Faced* **HAMMER**  
EASILY AND QUICKLY!



**HAMMERHEADS**  
with COPPER, LEAD or PLASTIC INSERTS

PATENT NOS. 251543 AND 2499802  
OTHER PATS. PENDING

Strong steel cup with a soft metal or plastic insert which can be quickly fitted to your present hammer and held firmly in place by taut steel coil-spring as shown.

Write for catalogue



**STEVENS WALDEN Inc.**  
450 SHREWSBURY STREET — WORCESTER, MASSACHUSETTS  
MAKERS OF WORLD-FAMOUS HAND TOOLS FOR OVER 50 YEARS

crystal is currently being made to a frequency tolerance of .003% over the temperature range from 20 to 65 degrees C. The crystals are pressure mounted in nickel-plated brass holders measuring 3/4" wide by 4 1/4" long, exclusive of leads on pins. The container is filled with dry nitrogen and hermetically sealed. Either .050" pins for plug-in mounting or tinned wire leads are available.

Engineering data is available on letterhead request to the manufacturer.

**INDUSTRIAL TV CAMERA**

Diamond Power Specialty Corporation, Lancaster, Ohio is in production on the "UtiliVue" closed circuit television system, the Series 400.

The new camera can be used either with a video monitor or with a standard TV receiver. It can be tuned to



any channel from 2 to 6. All controls and power supply are built into the camera. Voltage regulation is built-in and the camera has automatic illumination compensation. It is available with either a "Utilicon" or "Vidicon" pickup tube. Multiple receiving points can be fed.

Distribution of this new equipment is being handled through Graybar Electric Co.

**MARKER INJECTOR**

Scala Radio Company, 2814 19th Street, San Francisco, California is now marketing a marker injector which provides a second marker on the response curve for easier TV alignment, for use in adjusting broadband amplifiers, and for marking the critical frequencies employed in color TV and radar equipment.

The Dual Marker Injector is equipped with a 4.5 mc. crystal which provides a second mark on the scope screen on the other side of the response curve when the marker generator is set at the picture carrier frequency. This built-in crystal oscillator provides calibration every 4.5 mc. ± .02%.

**STACKING KIT**

A special kit, designed to simplify stacking of two of the company's "Super-Vision" antennas in weak-signal areas, is now being offered by Davis Electronics, 4002 West Burbank Blvd., Burbank, California.

The kit may be used for either horizontal or vertical stacking and assures proper spacing for greatest possible in-

**The**  
**FINEST TAPE**

**Your**  
**Recorder**  
**Can Use....**

Frequency Range: 20-20,000 cps  
Lowest noise level • Uniform sensitivity  
Minimum amplitude variation • Less distortion

500 feet on plastic reel..... net \$2.10  
1200 feet on plastic reel..... net 3.30  
2400 feet on metal reel..... net 7.71  
**SPLICE-FREE**



**THE TAPE**  
**THAT MIRRORS**

**THE**  
**ORIGINAL**  
**SOUND**



Available at Most Sound Dealers

**ORRADIO Industries, Inc.**  
OPELIKA, ALABAMA  
Export Division: Morhan Exporting Corp., New York, N. Y.  
In Canada: Atlas Radio Corp., Ltd., Toronto



# TUBES BELOW WHOLESALE

EVERY TUBE GUARANTEED 6 MONTHS

Branded — Bulk Packed in Original Mfr's. Nested Cartons or Individually Boxed  
EVERY TUBE METER AND CHASSIS TESTED FOR TOP QUALITY

0A2	.....	\$.87
0A3/VR75	.....	.97
0A4G	.....	.60
0B2	.....	.74
0B3/VR90	.....	.90
0C3/VR105	.....	.95
0D3/VR150	.....	.85
OZ4	.....	.53
1A4P	.....	.35
1A5GT	.....	.40
1A7GT	.....	.45
1A85	.....	.38
1B3GT	.....	.67
1C5GT	.....	.40
1C7G	.....	.37
1D7GT	.....	.75
1E7GT	.....	.35
1F4	.....	.40
1F5G	.....	.44
1H4G	.....	.40
1H5GT	.....	.38
1J6G	.....	.59
1L4	.....	.45
1L6	.....	.61
1LA4	.....	.59
1LA6	.....	.75
1LB4	.....	.77
1LC5	.....	.59
1LC6	.....	.75
1LD5	.....	.49
1LE3	.....	.75
1LG5	.....	.75
1LH4	.....	.75
1LN5	.....	.55
1N5GT	.....	.61
1P5GT	.....	.56
1Q5GT	.....	.55
1R4	.....	.81
1R5	.....	.47
1S4	.....	.55
1S5	.....	.40
1SA6	.....	.48
1T4	.....	.46
1U4	.....	.46
1U5	.....	.40
1X2	.....	.55
2A3	.....	.90
2A5	.....	.49
2A6	.....	.49
2A7	.....	.60
2B7	.....	.62
2X2	.....	.39
2X2A	.....	1.14
3A4	.....	.44
3A5	.....	.90
3A8GT	.....	.59
3B7	.....	.39
3D6	.....	.38
3LF4	.....	.71
3Q4	.....	.48
3Q5GT	.....	.48
3S4	.....	.46
3V4	.....	.50
5T4	.....	1.25
5U4G	.....	.49
5V4G	.....	.76
5Y3G	.....	.38
5Z3	.....	.33
6A6	.....	.45
6A7	.....	.80
6A8	.....	.65
6AB4	.....	.42
6AB7	.....	.71
6AC5GT	.....	.95
6AC7	.....	.68
6AF4	.....	.89
6AF6G	.....	.75
6AG5	.....	.47
6AG7	.....	.90
6AH6	.....	.88
6AK5	.....	.59
6AL5	.....	.35
6AQ5	.....	.39
6AQ6	.....	.36
6AQ7GT	.....	.68
6AS5	.....	.62
6AT6	.....	.36
6AU6	.....	.40
6AV5GT	.....	.79
6AV6	.....	.36
6AX4GT	.....	.57
6B7	.....	.93
6B8G	.....	.29
6BA6	.....	.38
6BA7	.....	.55
6BC5	.....	.49
6BE6	.....	.37
6BF5	.....	.69
6BG6G	.....	1.15
6BH6	.....	.45
6BJ6	.....	.41
6BK7	.....	.89
6BL7GT	.....	.65
6BN6	.....	.89
6BQ6GT	.....	.75
6BQ7	.....	.88
6C4	.....	.35
6C5	.....	.39
6C6	.....	.54
6C8G	.....	.85
6CB6	.....	.42
6CD6G	.....	1.05
6D6	.....	.67
6D8G	.....	.95
6E5	.....	.76
6F6	.....	.45
6F7	.....	.90
6F8G	.....	.69
6G6G	.....	.63
6H6	.....	.49
6J5	.....	.38
6J6	.....	.50
6J7	.....	.49
6J8G	.....	.90
6K6GT	.....	.39
6K7G	.....	.38
6K8G	.....	.64
6L6G	.....	.39
6L6GA	.....	.99
6N7	.....	.95
6Q7	.....	.49
6R7	.....	.49
6S4	.....	.39
6S7G	.....	.55
6SA7	.....	.40
6SC7	.....	.75
6SD7GT	.....	.38
6SF5GT	.....	.45
6SF7	.....	.58
6SG7	.....	.40
6SH7	.....	.60
6SH7GT	.....	.50
6SJ7	.....	.54
6SR7	.....	.45
6ST7	.....	.48
6T8	.....	.57
6U7G	.....	.45
6U8	.....	.59
6V6	.....	.38
6W4GT	.....	.41
6W6GT	.....	.41
6X4	.....	.35
6X5	.....	.35
6X8	.....	.70
7A4	.....	.45
7A5	.....	.55
7A6	.....	.65
7A7	.....	.65
7AD7	.....	.90
7AG7	.....	.55
7AH7	.....	.55
7B4	.....	.44
7B5	.....	.55
7B6	.....	.55
7C4	.....	.55
7C7	.....	.65
7E5	.....	.59
7E6	.....	.40
7F7	.....	.64
7F8	.....	.90
7G7	.....	.80
7H7	.....	.56
7J7	.....	.75
7K7	.....	.80
7L7	.....	.77
7N7	.....	.57
7Q7	.....	.57
7R7	.....	.59
7S7	.....	.83
7V7	.....	.87
7W7	.....	.85
7X6	.....	.57
7Y4	.....	.40
7Z4	.....	.45
12A6	.....	.49
12A7	.....	.98
12AH7GT	.....	.85
12AL5	.....	.40
12AT6	.....	.35
12AT7	.....	.62
12AU6	.....	.36
12AU7	.....	.59
12AV6	.....	.44
12AV7	.....	.64
12AX4GT	.....	.55
12AX7	.....	.55
12AY7	.....	.72
12BA6	.....	.47
12BA7	.....	.59
12BD6	.....	.46
12BE6	.....	.45
12BH7	.....	.65
12C8	.....	.34
12F5GT	.....	.35
12H6	.....	.45
12J5GT	.....	.39
12J7GT	.....	.57
12K7	.....	.53
12K8	.....	.55
12Q7G	.....	.57
12S8GT	.....	.60
12SA7GT	.....	.62
12SC7	.....	.68
12SF5	.....	.48
12SF7GT	.....	.68
12SG7	.....	.70
12SH7	.....	.70
12SJ7	.....	.55
12SK7GT	.....	.49
12SL7GT	.....	.49
12SN7GT	.....	.50
12SQ7GT	.....	.53
12SR7	.....	.49
12Z3	.....	.39
14A4	.....	.65
14A5	.....	.57
14A7	.....	.53
14AF7	.....	.59
14B6	.....	.45
14B8	.....	.63
14C5	.....	.80
14C7	.....	.65
14E6	.....	.65
14E7	.....	.80
14F7	.....	.65
14F8	.....	.90
14H7	.....	.57
14N7	.....	.67
14Y4	.....	.67
19	.....	.45
198G6G	.....	1.15
19T8	.....	.75
22	.....	.40
25AV4GT	.....	.80
25BQ6GT	.....	.75
25L6GT	.....	.40
25W4GT	.....	.45
25Z5	.....	.60
25Z6GT	.....	.40
26	.....	.42
27	.....	.37
32L7GT	.....	.95
35C5	.....	.37
35L6GT	.....	.45
35W4	.....	.43
35Y4	.....	.44
35Z3	.....	.40
35Z5GT	.....	.45
36	.....	.35
37	.....	.35
39-44	.....	.35
42	.....	.40
43	.....	.53
45Z3	.....	.40
46	.....	.45
47	.....	.85
49	.....	.38
50L6GT	.....	.61
50X6	.....	.62
50Y6GT	.....	.57
56	.....	.47
57	.....	.53
58	.....	.56
70L7GT	.....	1.00
71A	.....	.52
76	.....	.42
77	.....	.53
78	.....	.43
81	.....	1.10
82	.....	.67
83	.....	.77
84	.....	.52
85	.....	.57
89Y	.....	.29
117L7GT	.....	1.17
117Z3	.....	.38
117Z4GT	.....	.73
117Z6GT	.....	.70
2051	.....	.93
9001	.....	1.47
9002	.....	.98
9003	.....	1.30
9006	.....	.67
803	.....	2.95
807	.....	1.25
814	.....	3.50
836	.....	7.95
866A	.....	1.45

**Our Tubes are of Excellent Quality Because:**

1. We've specialized in selling vacuum tubes exclusively for many years.
2. Our tubes are obtained from Receiver Manufacturers' surplus inventories as well as from Government sources.
3. Our modern, completely equipped laboratories check every tube received, and you are invited to see this special test equipment in operation.

Even though our inventories contain almost every Tube type made over the past 20 years—in quantities of more than a million assorted types—it is impossible to list every type. You are therefore urged to include in your order any additional types required.

6L6GA	.....	.99
6N7	.....	.95
6Q7	.....	.49
6R7	.....	.49
6S4	.....	.39
6S7G	.....	.55
6SA7	.....	.40
6SC7	.....	.75
6SD7GT	.....	.38
6SF5GT	.....	.45
6SF7	.....	.58
6SG7	.....	.40
6SH7	.....	.60
6SH7GT	.....	.50
6SJ7	.....	.54
6SR7	.....	.45
6ST7	.....	.48
6T8	.....	.57
6U7G	.....	.45
6U8	.....	.59
6V6	.....	.38
6W4GT	.....	.41
6W6GT	.....	.41
6X4	.....	.35
6X5	.....	.35
6X8	.....	.70
7A4	.....	.45
7A5	.....	.55
7A6	.....	.65
7A7	.....	.65
7AD7	.....	.90
7AG7	.....	.55
7AH7	.....	.55
7B4	.....	.44
7B5	.....	.55
7B6	.....	.55
7C4	.....	.55
7C7	.....	.65
7E5	.....	.59
7E6	.....	.40
7F7	.....	.64
7F8	.....	.90
7G7	.....	.80
7H7	.....	.56
7J7	.....	.75
7K7	.....	.80
7L7	.....	.77
7N7	.....	.57
7Q7	.....	.57
7R7	.....	.59
7S7	.....	.83
7V7	.....	.87
7W7	.....	.85
7X6	.....	.57
7Y4	.....	.40
7Z4	.....	.45
12A6	.....	.49
12A7	.....	.98
12AH7GT	.....	.85
12AL5	.....	.40
12AT6	.....	.35
12AT7	.....	.62
12AU6	.....	.36
12AU7	.....	.59
12AV6	.....	.44
12AV7	.....	.64
12AX4GT	.....	.55
12AX7	.....	.55
12AY7	.....	.72
12BA6	.....	.47
12BA7	.....	.59
12BD6	.....	.46
12BE6	.....	.45
12BH7	.....	.65
12C8	.....	.34
12F5GT	.....	.35
12H6	.....	.45
12J5GT	.....	.39
12J7GT	.....	.57
12K7	.....	.53
12K8	.....	.55
12Q7G	.....	.57
12S8GT	.....	.60
12SA7GT	.....	.62
12SC7	.....	.68
12SF5	.....	.48
12SF7GT	.....	.68
12SG7	.....	.70
12SH7	.....	.70
12SJ7	.....	.55
12SK7GT	.....	.49
12SL7GT	.....	.49
12SN7GT	.....	.50
12SQ7GT	.....	.53
12SR7	.....	.49
12Z3	.....	.39
14A4	.....	.65
14A5	.....	.57
14A7	.....	.53
14AF7	.....	.59
14B6	.....	.45
14B8	.....	.63
14C5	.....	.80
14C7	.....	.65
14E6	.....	.65
14E7	.....	.80
14F7	.....	.65
14F8	.....	.90
14H7	.....	.57
14N7	.....	.67
14Y4	.....	.67
19	.....	.45
198G6G	.....	1.15
19T8	.....	.75
22	.....	.40
25AV4GT	.....	.80
25BQ6GT	.....	.75
25L6GT	.....	.40
25W4GT	.....	.45
25Z5	.....	.60
25Z6GT	.....	.40
26	.....	.42
27	.....	.37
32L7GT	.....	.95
35C5	.....	.37
35L6GT	.....	.45
35W4	.....	.43
35Y4	.....	.44
35Z3	.....	.40

Minimum Order: \$10.00. Terms: 25% with order, balance C.O.D.; please include postage. All prices subject to change without notice. F.O.B. New York City. Mail Order Division.

**TRANSAMERICA ELECTRONICS CORP.**

**115 Liberty Street New York 6, N. Y.**

You Can Solve  
Your Problems  
in Handling

VHF and UHF

TV SIGNAL  
AMPLIFICATION

CHANNEL  
CONVERSION

TV SIGNAL  
DISTRIBUTION

Easily...  
Effectively...  
Economically!

USE THIS HANDY COUPON

BLONDER-TONGUE LABORATORIES, INC.  
Dept. VK-4 Westfield, New Jersey

Please send me the following FREE literature:

- The B-T 'Add-A-Unit'  
Master TV System
- 'Add-A-Unit' Installation Manual
- TV Calculator
- UHF Converters

Name .....

Address .....

City ..... Zone ..... State .....

crease in gain. A specially constructed 450-ohm matching harness, with terminal block and all necessary braces and insulators, is included in the kit.

#### COLOR MONITOR

Conrac, Inc., of Glendora, California has delivered its first color monitor for TV station application.

The new unit uses a tri-gun 15GP22 kinescope, mounts on a standard 19" relay rack, occupies only 26 1/4" of rack space, and has easily accessible controls. The Model CD15 operates from composite video or video and separate sync. It employs 31 tubes in addition to the 15GP22.

Further information on this unit is available from the company on request.

#### REPLACEMENT TRANSFORMERS

Merit Coil and Transformer Corp., 4427 North Clark St., Chicago 40, Ill. has announced the availability of three new horizontal output transformers which are exact replacements for similar Admiral units.

The new units, Models HVO-22, HVO-23, and HVO-24, all have mounting brackets, mounting centers, terminal boards, and terminal locations comparable to the Admiral units they are designed to replace.

Complete information on these transformers is available from the company.

#### TV COMPONENT TESTER

Transvision, New Rochelle, N. Y. has recently introduced a 6-in-1 TV component tester, the Model 100.

The new unit tests flyback transformers and yokes; it tests picture



tubes; it is a selenium rectifier checker; it serves as a picture tube reactivator; it checks condensers for capacity, shorts, or opens; and it will check continuity.

#### REMOTE CONTROL SPEAKER

Tele-Matic Industries, Inc., 1 Jorammon St., Brooklyn, N. Y., has just introduced an external speaker unit, the "Tele-Pal."


Designed to be placed at the television viewer's chair, the unit permits remote-controlled personalized listening. The viewer can control the level of the sound portion of the TV

#### 2-METER CONVERTER

Now you can receive 2-meters on a conventional Short Wave Receiver. Especially designed Push-Pull 6J6 R. F. Amplifier into 6J6 Oscillator-Mixer. Balanced line input, coaxial output. All slug-tuned adjustments, high quality components. Output frequency is 21 to 25 MC. Highly stable oscillator.

SMALL SIZE, 5" long, 3 1/4" wide, 3 1/2" deep. . . . AN EXCELLENT BUY OF COMPONENT PARTS ENABLES US TO SELL AT THESE LOW PRICES. . . . WE GUARANTEE SATISFACTORY RESULTS.

FOR ADDITIONAL DETAILS REFER TO CQ MAGAZINE, PAGE 32, DEC., 1953



Model 2A (Illustrated) with A.C. Power Supply COMPLETELY WIRED, TESTED, ALIGNED UNITS

MODEL 1A—Without Power Supply— \$16.95  
With Tubes

MODEL 2A—With A.C. Power Supply— \$21.95  
With Tubes

IN KIT FORM, LESS TUBES, with COMPLETE SIMPLIFIED INSTRUCTIONS: PRE-WIRED Excepting Tuned Circuits and Power Supply. Anyone with even the slightest experience can complete in a comparatively short time. \$9.95

MODEL 1—Without A.C. Power Supply. . . \$14.45

MODEL 2—With A.C. Power Supply. . . \$14.45  
SEE YOUR LOCAL JOBBER or WRITE US

MARSHALL MANUFACTURING CO.  
Associated With K & L RADIO PARTS CO.

1406 Venice Blvd. Los Angeles 6, Calif.  
\*Counting soon: VFO for 2 Meters, Highly Stable, Reasonably Priced

It pays to train for  
something different!  
FIX ANY ELECTRIC  
MOTOR!

There's good pay in repairing electric motors . . . and this big, profusely illustrated book helps you cash in on the hundreds of opportunities that exist wherever electricity is used.

ELECTRIC MOTOR REPAIR shows exactly how to handle every phase of motor repair and maintenance including profitable rewinding.

Covers both AC and DC motors and generators PLUS mechanical, electrical and electronic motor control systems. Fully approved by leading specialists, unions, etc. Thousands of copies now used in motor shops, schools and for home study by men who want to get ahead in this fast-growing field. And it's the ideal guide if you only want to fix motors for yourself and friends as a sideline or hobby.



#### ELECTRIC MOTOR REPAIR

560 pages—Over 900 step by step pictures

Price \$6.00

The complete how-to-do-it guide for repairing practically any motor in common use

— PRACTICE 10 DAYS FREE —

Dept. RN-104, RINEHART & CO., INC.,  
232 Madison Ave., New York 16, N. Y.

Send ELECTRIC MOTOR REPAIR training book for 10 days free trial. I will then either send \$6.00 (plus postage) in full payment or return book postpaid and owe you nothing.


Name .....

Address .....

City, Zone State .....

OUTSIDE U.S.A.—\$6.50 cash with order only.  
Money back if book is returned in 10 days.

program by regulating the volume control in the unit. It incorporates a switch which permits the viewer to



shift from "Tele-Pal" listening to the set's regular TV sound system and *vice versa*.

The unit can be installed by a technician in less than five minutes. It is merely hooked to the speaker in the TV receiver.

#### U.H.F. CONVERTER

*Rex Engineering and Manufacturing Co.*, Box 13, Bluffton, Ind. is now offering the "Elgin" Model 1210 u.h.f. converter.

The compact new unit features a no-loss input circuit, converts to channel 6, has low oscillator radiation, and covers all 82 channels.

A data sheet on the Model 1210 is available from the company on request.

#### G-E "DELAY STICK"

*General Electric Company* has developed a new component for mass-production color TV application—the



"Delay Stick" which is designed to replace conventional delay assemblies in color sets.

The new part offers neater and simpler assembly in addition to being more compact and less costly.


#### GRID-DIP OSCILLATOR

A grid-dip oscillator for applications in the u.h.f. range has been announced by *Measurements Corporation of Boonton, N. J.*

October, 1954

FULL VIEW  FULL VALUE

WITH A  
**HYCON  
OSCILLOSCOPE  
MODEL 617**



\$269.50

SHARP UNDISTORTED TRACE IDEAL TO COPY

You get *more* for your scope dollar in a Model 617 Oscilloscope, because Hycon's special flat face 3-inch tube eliminates fringe distortion. You pay for a 3-inch scope—you get 3 inches of sharp, usable trace.

*And this precision scope meets all requirements for color TV servicing. So before you buy any scope, compare it to the Model 617 feature by feature.*

For full view—full value you'll buy Hycon... setting the standards "where accuracy counts."

- 4.5 MC BANDPASS WITHIN  $\pm 1$  DB (VERTICAL AMPLIFIER)
- HIGH DEFLECTION SENSITIVITY (.01 V/RMS PER INCH)
- INTERNAL CALIBRATING VOLTAGES
- EDGE LIGHTED BEZEL
- STURDY, LIGHTWEIGHT CONSTRUCTION



See Hycon's line of matched, bench-stacking test instruments at your Electronic Parts Jobber's.



*Service facilities in your area.*

**Hycon Mfg. Company**

2961 EAST COLORADO STREET PASADENA 8, CALIFORNIA

*"Where Accuracy Counts"*

# NEW STOCK OF FIRST QUALITY TELTRON TUBES GUARANTEED!... LOWEST PRICES EVER!

All tubes individually boxed... unconditionally guaranteed for one year!

**GIFT OFFER!**  
One 6BG6G tube will be shipped FREE with any order accompany. In this ad.

Type	Price	Type	Price	Type	Price	Type	Price	Type	Price	Type	Price
1A7GT	.53	5Z3	.42	6BA7	.58	6F5GT	.44	6X8	.80	12SL7GT	.60
1H5GT	.51	6A8	.40	6BC5	.48	6H6	.50	7F8	.49	12SN7GT	.56
1L4	.51	6K7	.40	6BE6	.46	6J6	.61	7N7	.49	198G6G	1.48
1L6	.51	6AB4	.43	6BF5	.48	6J5GT	.49	12AL5	.43	19T8	.71
1LC6	.49	6Q7	.40	6BF6	.48	6K6GT	.39	12AT6	.37	25BQ6GT	.82
1N5GT	.51	6AC7	.65	6BG6G	1.18	6L6	.78	12AU6	.43	25L6GT	.41
1R5	.51	6AF4	1.02	6BK5	.75	6S4	.41	12AU7	.58	25Z5	.55
1T4	.51	6AG5	.52	6BJ6	.51	6S8GT	.65	12AV6	.42	25Z6GT	.36
1U4	.51	6AH4GT	.65	6BH6	.51	6SA7GT	.45	12AV7	.73	35B5	.48
1U5	.43	6AJ5	.96	6BK7	.78	6SK7GT	.45	12AX4GT	.60	35C5	.48
1X2	.65	6AK5	.96	6BL7GT	.78	6SL7GT	.60	12AX7	.61	35W4	.33
2A3	.35	6AL5	.43	6BN6	.90	6SN7	.60	12AZ7	.65	35Y4	.42
2A7	.35	6AQ5	.48	6BQ7	.85	6SQ7GT	.38	12B4	.72	35Z5GT	.33
3Q4	.53	6AR5	.48	6BY5G	.60	6T8	.71	12BA6	.46	50A5	.49
3Q5GT	.61	6AT6	.37	6BZ7	.95	6U8	.76	12BA7	.58	50B5	.48
3S1	.48	6AU5GT	.60	6C4	.41	6V3	.80	12BE6	.46	50C5	.48
3V4	.48	6AV5GT	.60	6CB6	.51	6V6GT	.48	12BH7	.61	TYPE 80	.40
5V4G	.49	6AV6	.37	6CD6G	1.63	6W6GT	.53	12BZ7	.63	117Z3	.33
5Y3GT	.30	6AX4GT	.60	6CU6	.95	6X4	.37	12K7	.40	117Z6GT	.65
5Y4G	.40	6AX5GT	.60	6F6	.42	6X5GT	.38				

**FREE** \$7.20 list value Bonus Box of three 6SN7 tubes and 25 assorted resistors with each order of \$25 or more.

### SAME DAY SERVICE

48 Hour Postal Delivery To West Coast  
TERMS: Save all freight and postage charges. All orders accompanied by full remittance will be shipped POSTAGE PAID anywhere in the continental U.S.A. 25% deposit required on C.O.D.'s. Minimum order \$10.00. Open accounts to rated firms only.

Send for Free complete tube listing and monthly specials! Get on our mailing list.

### SPECIAL!—till NOV. 1

Type	Price	Type	Price
OZ4	.39	12AT7	.53
1B3GT	.55	12BY7	.59
1S5	.35	12SA7	.43
5U4G	.39	12SK7	.43
6AU6	.33	12SQ7	.35
6BA6	.38	25W4GT	.39
6BQ6GT	.75	35L6GT	.39
6SN7GT	.48	50L6GT	.47
6W4GT	.35	117L7GT	.99

Watch for our monthly specials of key radio and TV types. Each month new key types will appear. Take advantage and order your requirements now.

# TELTRON ELECTRIC COMPANY

428 Harrison Ave., Dept. RN10 Harrison, N. J.  
Phone Humboldt 4-9848



Designated as the Model 59 "UHF Megacycle Meter," the new unit is designed for u.h.f. TV, Citizens radio band, and important mobile communications bands. It measures many parameters and phenomena dealing with transmission and reception of signals in the range of 430-940 mc.

The Model 59 is rated at 30 watts and operates from a standard 117 v., 60-cycle source. The company will supply full details on request. -50-

### QSL CARDS WAITING

THE Far East Amateur Radio League (FEARL) has in its QSL Bureau thousands of unclaimed QSL cards. Most of them are for "J" and "JA" call signs issued to former occupation personnel who have since returned to the States. There are also quite a few "KA" calls.

If any former "J", "JA", or "KA" licensees wish to claim these cards, self-addressed, stamped (U. S. postage) envelopes should be sent to: FEARL QSL Bureau, P.O. Box 111, APO 500, % Postmaster, San Francisco.

Former FEARL members are entitled to have their cards returned postpaid upon receipt of their current addresses.


Cards not claimed in six months will be destroyed, so act promptly if you want your cards. -50-

### DIMPLING SHEET METAL

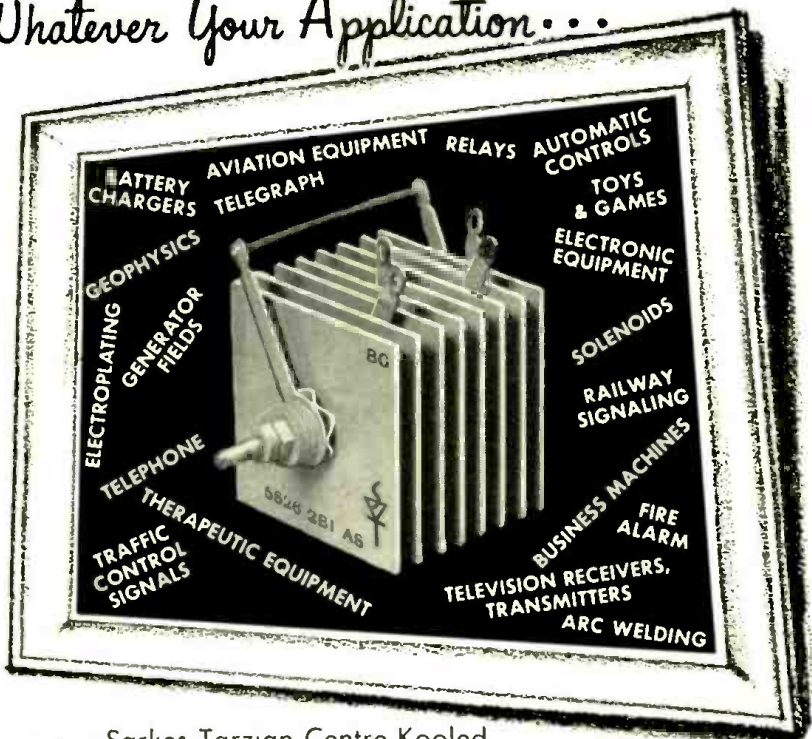
IT'S pretty difficult to countersink screws in sheet metal, but you can still mount screws flush if you "dimple" the metal first. A good technique to use is shown in the photograph.

Place the metal to be dimpled on a block of wood. Place the rounded head of a ball peen (machinist's) hammer against the metal at the point where you want the dimple. Strike the flat head of the ball peen hammer a sharp blow with another hammer. If the sheet metal is thick, two or three hammer blows may be needed to give a good dimple. -30-

Technique for dimpling piece of sheet metal.



## Whatever Your Application...



... Sarkes Tarzian Centre-Cooled Selenium Rectifiers give years of trouble-free, maintenance-free service. Write for complete information.

Sarkes Tarzian, Inc., Rectifier Division  
DEPT. R5 415 N. COLLEGE AVE., BLOOMINGTON, IND.  
In Canada: 700 Weston Rd., Toronto 9, Tel. Murray 7535  
Export—Ad. Auriema, Inc., N. Y. C.

# Lafayette's GREAT BARGAIN SALE!

3 TUBE  
CIRCUIT

**alliance**

**CASCAMATIC**  
the NEW automatic  
**TV BOOSTER**

**6.45** ea. IN  
LOTS OF 3  
singly, ea. 6.95




**SMASH  
PRICE! 29.95**

The Alliance Cascamatic TV booster is the latest accessory which combines all the advantages of television boosters in a single unit! Fully automatic — requires no further tuning — no manual control. Automatically turns on and off with set. Completely hidden from view — mounted in back of the set. Instantly installed — requires no further attention. Improves quality of both picture and sound signals. Eliminates noise — improves signal-to-noise ratio. Features famous "California" circuit with three tubes. Works on all VHF channels. Uses two 6J6 tubes and one 6BK7. Attractive metal cabinet 4" x 6 1/2" x 4 1/2". 110-125 volts, 60 cycles AC. Complete with tubes and instructions. Shpg. wt. 2 1/2 lbs.  
**CASCAMATIC TV BOOSTER.**  
In Lots of 3, ea. 6.45  
Singly, ea. 6.95

**NEW POCKET AC-DC VOM  
MULTITESTER**

**9.95**



This instrument is one of the best buys that Lafayette has ever offered in a Wide Range AC-DC MULTITESTER. An ideal portable unit that meets the need for a compact, yet rugged test instrument. Has ease of operation usually found ONLY IN MORE EXPENSIVE INSTRUMENTS. Has 1000 ohms/volt sensitivity on both AC or DC. Uses full 3" rectangular meter with large, easy to read scale. Uses 1% precision resistors. Jeweled D'Arsonval microamp meter movement. Ranges: AC-DC and output volts 0-5, 0-25, 0-250, 0-1000V; DC current 0-1, 0-10, 0-100. Resistance 0-10K and 0-100K ohms. In handsome sturdy bakelite case. Size: 4 1/2" x 3 1/4" x 1 1/2". Supplied complete with test leads and batteries. A Must for every serviceman, shop, laboratory or experimenter—and at Lafayette's Price you can afford to own one. Shpg. Wt. 2 1/2 lbs.

**MODEL RW-27C—Complete.....** In Lots of 3 9.45  
Single, ea. 9.95

**Lafayette's  
Greatest Tape Buy Ever!**

1200 FT. REEL  
Genuine Plastic Base  
RECORDING TAPE



**\$1.89** per roll  
plus  
postage

LAFAYETTE made a terrific deal with one of the leading manufacturers of recording tape to supply us with their regular tape which sells for almost twice our price. **WE GUARANTEE ABSOLUTE SATISFACTION OR YOUR MONEY BACK.** The finest, professional-quality recording tape obtainable. Highest performance for thousands of playings. Red Oxide base in a smooth, uniform coating; greater uniformity with maximum fidelity; uniform frequency response from 40-15,000 cps.

al-quality recording tape obtainable. Highest performance for thousands of playings. Red Oxide base in a smooth, uniform coating; greater uniformity with maximum fidelity; uniform frequency response from 40-15,000 cps.

**3 LENS TURRET MICROSCOPE**  
100X-200X-300X



**7.45**

Precision built for accuracy and long lasting service. Triple position turret holds 3 achromatic color-corrected objectives for magnification of 100X, 200X and 300X power! Heavy base and stand—inclines through 90°. Dual knob focusing by rack and pinion. Adjustable plano sub-stage mirror. High-grade microoptics used throughout! Complete with fitted wooden carrying case and slides. Shpg. Wt. 4 1/2 lbs.  
F-10 **NET 7.45**

**MAP MEASURER &  
COMPASS**



- Not a gadget—a real instrument!
- Measures curved or irregular shapes!
- Use on any size map.

Ideal for motorist—camper—hunter—boating enthusiast! Just trace along route and read distance from dial! Built-in Magnetic compass fully calibrated.  
F-47..... **Net 1.69**


**4 x 40 FIELD GLASS**



- Imported from Germany.
- Built-in Magnetic Compass.
- Smooth Center Focusing.

Magnifies objects 4 times! Not a "drugstore toy". Contain fine optically ground and polished lenses. 40 mm objective lenses for maximum light gathering power. Complete with neck strap.  
F-39—Tax Included..... **Net 3.99**

**PRECISION DRAFTING SET**




11 Pieces—Fitted Felt-Lined Case. Made in Germany, of heavy brass, nickel plated and polished. Instruments include 5 1/2" Compass with pencil and pen points and lengthening bar. 5 1/2" Divider, three 3 1/2" sidewheel bow dividers with needle point, pen point and pencil point. 5" Ruling pen, extra handle for pen or pencil, capsule with extra leads. Interchangeability of these many parts makes this an exceptionally versatile set. Your money back—if this set is not worth twice our price!  
F-13..... **Net 2.15**



**\$2.75**

**3-SPEED  
PHONO MOTOR  
WITH TURNTABLE**

Plays 33 1/3, 45 and 78 RPM records. Quiet dependable operation assured by rubber shock-mounted friction type motor. Speed change control permits instantaneous meshing of proper idler for desired speed. Shpg. Wt. 3 1/2 lbs. List Price \$10.95.  
Stock No. ML-13..... **Net 4.95**



**STOP-GO SESSIONS TIMER**

No. MS-67  
**4.75**

The timer that's almost human. Just set this marvelous Sessions electric timer mechanism to switch on or off your radio, television, or electrical appliance automatically. Will turn on your radio at any desired time. Has miracle "Sleep Switch" so that you can play your radio when you go to bed and it turns off automatically at a pre-set time, allowing up to 90 minutes to elapse. With mounting bracket. For 117 volts 50/60 cycles AC.

**YACHT STYLE BAROMETER**

- Made in Germany.
- Hardwood Polished Case.
- Solid Brass Spokes.



May be used on wall or desk. Open face porcelainized scale reveals intricate mechanism. Reads 26 to 32 inches. Polished brass bezel. 5 1/4" in Diameter by 1 1/2" deep. Forecasts weather 12 to 24 hours in advance.  
F-51..... **Net 5.75**

**12" COAXIAL SPEAKER**

12-inch Alnico V PM with 1 inch voice coil and heavy one piece cone. Specially designed 3-inch Alnico V PM tweeter completes this combination speaker. Range 40 to 17,000 cps. Built-in high pass filter. Installs same as regular PM speaker only two wires to connect. Impedance 8 ohm. Wt. 8 lbs.  
Stock No. SK-22..... **11.97**

**A REAL BARGAIN IN  
CRESCENT, 3 SPEED AUTOMATIC  
"INTERMIX" RECORD CHANGER**


**ONLY  
19.95**



**WITH TURNOVER  
CRYSTAL CARTRIDGE**

Famous-make latest design, fully automatic changer at record low price! This peerless performer plays all 7", 10" and 12" records in any sequence. "Free-Floating" featherweight tone arm has Webster turn-over cartridge and dual needles for 33 1/3, 45 and 78 rpm, balanced for excellent reproduction. Automatic shut-off after last record. Direct rim drive turntable action and constant speed motor for "wow" free operation. Easily installed. Will not jam. Dim: 13" x 11 1/4" with 5 1/2" clearance required above and 2 1/2" below mtg. base. Complete with Phono and AC Cords. Fresh stock. Quantity limited at this low price. Wt. 10 lbs. No. A501..... **19.95**

**SPEEDWAY 1/4" DRILL**



Powerful, lightweight drill, for home or shop. Capacity: 1/4" in steel, 1/2" in hard wood. Speed at full load: 1,500 r.p.m. Heavy duty trigger switch with "lock" and instant release. With Jacobs geared key chuck. For 115 volts AC-DC. Shpg. Wt. 4 lbs. HD-108 Speedway 1/4" Drill..... **Net 14.29**

**Phono Cartridges**

3.5 volt output  
Guaranteed high quality exact duplicates for direct replacement of all standard cartridges such as L70, L82, L92, W60B, N10, and many others. Pin plug connectors for all 78 r.p.m.  
LIST PRICE \$5.50  
Stock No. PK-11—Single, each..... **1.99**

**WESTERN ELECTRIC HEARING AID**

Ref. price  
~~\$185.00~~  
**\$14.95**

Brand new, in original Western Electric's jeweler's case. Supplied with receiver, receiver cord, battery cord and plug (less batteries). Money back guaranteed. Act now while they last! Uses Burgess XX30E and 8R batteries at \$1.55 per set.



**SONOTONE 9980-S**

**TURNOVER CERAMIC PHONO CARTRIDGE  
WITH DUAL SAPPHIRE NEEDLES**  
REPLACEMENT FOR  
COLUMBIA 360—VM—  
WEBSTER AND CRESCENT  
RECORD CHANGERS

SPECIFY STOCK NO. PK-40  
In lots of 5, each..... **3.50**    Singly, each..... **3.98**

**BATTERY ELIMINATOR  
AND  
CHARGER**

**WAS 36.75**

**SPECIAL  
17.45**



Typical Lafayette Value. Made by leading manufacturer. Operates from 110 VAC and supplies 6 volt DC up to 10 amps continuous, 15 amps intermittent. 9-Position switch adjusts output for any drain from 1/2 amp up. As battery charger delivers approx. 8 amps tapering to 2.5 amps; lower rates obtained from other taps. Has separate voltmeter and ammeter. Size 8 1/4" x 7 1/2" x 7". Metal Cabinet. Shpg. Wt. 16 lbs.

**FREE BARGAIN CATALOG  
FOR LEISURE HOBBYISTS**

Microscopes, Binoculars, Barometers, Compasses, Timers, Hearing Aids, Tools, Car Radios, Record Players, Tape Recorders, TV Boosters, Antennas, Intercoms, Hi-Fidelity Equipment, P.A. Systems, All Radio, TV & HAM SUPPLIES. Check full of buys at great savings. Write today for your free copy.

**Lafayette  
Radio**

DEPT. RJ

NEW YORK, N.Y. 100 Sixth Ave.  
BRONX, N.Y. 542 E. Fordham Rd  
NEWARK, N.J. 24 Central Ave.  
PLAINFIELD, N.J. 139 West 2nd St.  
BOSTON, MASS. 110 Federal St.

# 2 NEW RIDER BOOKS PUBLISHED IN LATE SEPTEMBER

## PICTURE BOOK OF TV TROUBLES (Horizontal AFC-Oscillator Circuits) By the Rider Laboratory Staff

Vol. 1. The first of a new "TV Case History" series, designed to provide the technician with a better understanding of how to diagnose TV receiver troubles by means of picture and waveform observation. All material in this book is the result of actual troubleshooting, done in the Rider labs! Over 65 "faulty" picture tube pattern illustrations . . . over 150 waveform illustrations (normal and abnormal!) A MUST for every service technician!

CHAPTERS: Pulse-width Type (Synchroguide); Phase Detector—Stabilized Multivibrator; Phase Discriminator—sine wave oscillator (Synchrolok); Phase Detector—sine wave oscillator.

Cat. #168. Approx. 80 (5½x8½") pages . . . only \$1.35.

## HOW TO USE TEST PROBES

By A. A. Ghirardi and R. G. Middleton

The only book of its kind! Written by two of the country's leading electronics experts, this book covers all types of test probes used with VOM's, VTVM's, and scopes. The one book that tells you what probe to use, where to use it, how to use it! Complete, step-by-step explanations, with practical examples of results and effects.

CHAPTERS: Resistive High-Voltage D-C Probe; Capacitance-Divider High-Voltage A-C Probe; Test-Cable Shielding and Test-Circuit Loading Fundamentals; Resistive Circuit-Isolation Probe ("D-C Probe"); Compensated R-C ("Low Capacitance") and Cathode Follower Circuit-Isolation Probes; Rectifying Probes for the VTVM; Demodulator Probes; Index.

Cat. #165. Approx. 176 (5½x8½") pages . . . only \$2.90.

Buy these books from your jobber or book store today! If unavailable, write to: John F. Rider Publisher, Inc.

## SPECIAL OFFER!

"ELECTRICITY FOR BOYS AND GIRLS"  
... ONLY 25c!

Answers ALL the questions your youngsters ask about electricity! In simple, "boys-and-girls" language, this book clearly explains electricity, electrons, currents, atoms, batteries, generators, conductors, circuits, electrical terms, how to build a simple electric motor, and much more! Profusely illustrated! Perfect for every boy and girl! 64 (5½x8½") pages, only 25c!

## MAIL THIS COUPON TODAY!

John F. Rider Publisher, Inc.  
480 Canal St., New York 13, N.Y.

Please rush me . . . copies of  
ELECTRICITY FOR BOYS & GIRLS @ 25c  
each! Payment enclosed.

NAME .....


ADDRESS .....

CITY.....STATE.....

## What's New in Radio (Continued from page 108)

### TWO-METER CONVERTER

A new, low-priced converter built to receive the two-meter band on a conventional short-wave receiver is



being offered by Marshall Mfg. Co., 1406 Venice Blvd., Los Angeles 6.

It is being supplied in four models, i.e., with or without a.c. power supply and in wired or kit form. All of the critical wiring is already done for the prospective kit builder.

The unit measures 5" long, 3¼" wide, and 3¼" deep. The output frequency is 21 to 25 mc.

### MINIATURIZED CRYSTAL

James Knights Company of Sandwich, Ill. has recently introduced a new crystal, the JK-G3.

The miniaturized, high-stability unit features extreme compactness as well as high "Q" for maximum performance. It is available in a frequency range of from 10 to 100 megacycles.



The crystal is vacuum sealed in glass to provide shock and contamination protection.

### ADJUSTABLE POWER SUPPLY

The Shasta Division of Beckman Instruments, Inc., P.O. Box 296, Richmond, California is now marketing an adjustable power supply, the Model 701.

The new unit is an unregulated supply providing d.c. voltages from 0 to 250 at a maximum load of 90 ma. (360 volts, open circuit) and an a.c. fila-

## 100 WATT-SECOND PHOTO FLASH OUTFIT

For use on 12/24 VDC with a built in vibrator supply or easily used on 110 VAC. (Write for details.) Size: 16¾ x 10¼ x 4¼. Wt. 50 lbs. Consists of:

**SYLVANIA 200 WATT SECOND BULB**—similar to S-1 Type R-4330. Enclosed in heavy duty Pyrex for rugged service.

**2-G.E. PYRANOL 23 MFD @ 2000 VDC INT. CONDS.**  
Ignition coil, trigger housing, lamp ass'y which is adaptable with any type reflector with 20 ft. 4 cond. #16 Cord.

**PLUS-2000 V xmr.**—relays—tubes—fuses—power cord, switches, vibrator & misc. parts. Provisions for remote control triggering for a camera. This outfit Originally Cost \$472.50. **BRAND-NEW with manual—COMPLETE & READY TO OPERATE.** **\$2995**

### MISC. PHOTO-FLASH PARTS

**200 WATT-SECOND SYLV. FLASH BULB** \$7.95  
**23 MFD @ 2000 VDC INT. PYR. CONDENSER** 7.95  
**LAMP ASSY w/ign. coil & trigger** 5.95  
**12/24 V vibrator** 3.95

**TG-34 A CODE KEYS**—115/230 V 50/60 cycle—Automatic unit reproduces code practice signals recorded on paper tape. This unit will provide code signals to one or more persons by use of self contained speaker. Keying oscillator for use with a hand key. Compact in portable carrying case. Complete with tubes, photo-cell manual. Size: 10 9/16 x 10 1/2 x 15 13/16. Sh. Wt. 45 lbs. BRAND-NEW in original carton \$24.95. USED . . . **\$14.95**

**TG-10 CODE KEYS**—Similar in operation to TG-34 but more audio output. Housed in a standard metal cabinet. Size: 11 x 21 x 1¾. Sh. Wt. 65 lbs. with tubes and photo cell. USED BUT EXCELLENT. . . . **\$19.95**

**McELROY INKED DOUBLE TRACK TAPE SET**—15 reels in metal carrying case w handle—used with any code unit using inked tape. NEW . . . . . **\$16.95**

**INDIVIDUAL TAPES** for the following lessons—#1, #2, #8, #11. NEW in metal containers . . . . . ea. **\$1.25**

**VIBRATOR POWER SUPPLY PE-157**—Operates from 2 V wet cell. Output: 1.4 V at 500 ma and 125 V @ 50 ma or 1.4 V @ 350 ma and 60 V @ 15 ma. Case 6 x 6 x 11½. Contains 4" speaker, vibrator, xfmrs, diaphragm, etc. Like NEW w/cable & plug. Batt. not incl. . . . . **\$14.95**

**SUPREME METER #5918**—Scaled for Volt-Ohm-Output, 40 ua movement, 23 1/2 round body, 4 x 4 1/2" square face. Out of Model 592 Test Set, 2.03 lbs. NEW, Boxed . . . . . **\$6.95**

**0-200 DC UA METER**—Accuracy 2%. Sensitivity 960 ohm per 1 V. 1" Arcs. 100 movement, 40 scale div, 23 1/2 round body, 4 x 4 3/8 x 19/32 rect. Flange. New . . . . . **\$6.95**

**WESTINGHOUSE PX-14 AMMETER**—1% accuracy, 1-1-10 DC AMPS—Open face portable—P.M. moving coil—.005 ohms—3 3/4" meter face, 4 1/2 x 5 1/2 x 1 1/2—with test leads and leather carrying case—BRAND-NEW in original box . . . . . **\$9.95**

**SUN MODEL AM-2 AMMETER**—Same as above except physical size—3 1/2" round face, 2" high—4 1/2" fan type face—w/test leads & leather carrying case. BRAND NEW . . . . . **\$9.95**

0-200 DC UA—Simpson Model 27, New . . . . . **\$5.50**

0-150 VAC—Stark 47A1—3" sq. New . . . . . **4.95**

0-1 R.F. Amps—Weston 507, New . . . . . **3.25**

0-3 R.F. Amps—Hickok 5661, New . . . . . **3.25**

**TRIUMPH SWITCH ASSY**—Model G-30-27, 5 pole 8 pos.—compl. wired w all volt multi-pliers & current shunt resistors—w/copper oxide rect. knob, mfg. ltr. New . . . . . **\$2.95**

**TECH. MANUAL** for BC-221 Freq. Meter, New . . . . . **\$1.25**

**"IDEAL" SOLDERING PLIERS & TRANSFORMER**—Thermogrip carbon pliers & connecting cable—INPUT: 115 VAC 60 cycle @ 10 amps—OUTPUT: Low: 3.5 V—High: 1.5 V @ 90 AMPS INT. or 60 AMPS cont. duty. In metal carrying case which can be used for tool box. BRAND NEW. Wt. approx. 27 lbs. . . . . **\$24.95**

25% WITH ORDER—BAL. INCL. POSTAGE C.O.D. MICHIGAN RESIDENTS ADD 3% SALES TAX.

**AARON ELECTRONIC SALES**  
3830 Chene Street Detroit 7, Michigan

## TV TRADE-IN SETS

BOUGHT — SOLD

• Philco • Emerson • GE • Admiral  
• Motorola • Tele-King • Others  
10"—\$17; 12" to 17"—\$20 up

Send check or money order now!

List available—Add \$5 each for packing

**WASHTEK SERVICE CO.**

1301 Boston Road, Bronx, N. Y. DA 3-9281

Be a "key" man. Learn how to send and receive messages in code by telegraph and radio. Commerce needs thousands of men for jobs, Good Pay, adventure, interesting work. Learn quickly through famous Candler System. Qualify for Amateur or Commercial License. Write for FREE BOOK. **CANDLER SYSTEM CO.** Dept. 2L, Box 928, Denver 1, Colo., U.S.A.



ment power, 6.3 volts at 3 amps, center tapped.

Ripple has been kept to the low value of 20 mv. r.m.s. by use of a two-section choke input filter. An auto-transformer in the primary permits d.c. output adjustment. A monitoring meter is also provided on the front panel of the instrument.

#### VIBRATOR PULLER

The James Vibrapower Company, 4036 N. Rockwell St., Chicago 18, Ill. is now offering a new vibrator puller to the service industry.

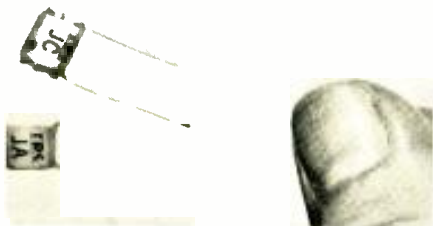
The new unit is designed to automatically release the vibrator ground clamp, grip the can firmly, and permit easy removal from the most confined auto radio chassis.

The Model C-905 is available from the company's distributors or further information can be obtained from the company.

#### SUBMINIATURE WIREWOUNDS

Resistance Products Company, 714 Race Street, Harrisburg, Pa. has developed a new line of subminiature precision wirewound resistors.

The Type JA is  $\frac{1}{4}$ " in diameter and  $\frac{1}{4}$ " long. Maximum resistance is 125,000 ohms at .1 watt. The type JC is  $\frac{1}{4}$ "



in diameter by  $\frac{3}{8}$ " long. Maximum resistance is 250,000 ohms with a power rating of .15 watt. Tolerance of  $\pm 1\%$  is standard with tolerances of  $\pm .05\%$  available. These resistors have a mounting hole for a #2 machine screw.

#### SUBMINIATURE SWITCHES

Micro Switch of Freeport, Illinois has recently introduced a new series of tiny, three-position, panel-mounting subminiature toggle switch assemblies.

Each assembly has two single-pole, double-throw basic switching units,

October, 1954

# Stop scouting around for hard-to-find Can-Type Electrolytics!



## Your Sangamo Jobber can supply all your "twist-tab" needs

Whether you need a hard-to-find capacitor for an obsolete set, or the latest size for any 1954 model, you can make just *one* stop for all electrolytic replacements—your Sangamo Jobber. He carries the most complete line of twist-tabs in the industry . . . 40 new types have been added in the past year alone . . . and he has them all IN STOCK!

Sangamo Type PL Electrolytics are used as original equipment by all major manufacturers—they are *exact* replacements—they assure long life and dependable performance at 85° C and under conditions of high surge voltages and extreme ripple currents.

Make your Sangamo Distributor your "head-quarters" for all your capacitor needs. He can help you because he stocks . . .

Sangamo . . . still the most complete line in the industry



## SANGAMO ELECTRIC COMPANY

MARION, ILLINOIS

SC54-1A

*Advanced Electronics*

# Engineers and Physicists

*to conduct classroom  
and laboratory educational  
programs involving  
advanced systems work in  
the fields of radar fire  
control, electronic computers  
and guided missiles.*

Airborne electronics is the field where greatest advancements are being made, because of military emphasis. Developments in these highly active areas call for an increasing number of graduates in Electrical Engineering or Physics, with instruction experience in radar, radar fire control systems, electronic computers, and other military electronic devices and equipment.

At Hughes Research and Development Laboratories in Southern California engineers assigned to this program are members of the Technical Staff. As training engineers they conduct Hughes equipment maintenance and operation instruction within the Laboratories for both military personnel and beginning field engineers.

Prior to assignment, engineers participate in a technical training program to become familiar with latest Hughes equipment. After-hours graduate courses under Company sponsorship are available at nearby universities.

*Scientific and Engineering Staff*

# Hughes

RESEARCH AND  
DEVELOPMENT LABORATORIES

*Culver City, Los Angeles County, California*

Assurance is required that relocation of the applicant will not cause disruption of an urgent military project.



providing control of as many as four circuits. One basic switching unit is in each extreme toggle position. Neither unit is actuated in the center toggle position. However, due to the fact that there are two single-pole, double-throw switching elements, it is possible to have three different combinations of two circuits open and two circuits closed at any time.

### SENSITIVE RELAY

*Hedin Tele-Technical Corp., 640 W. Mt. Pleasant Ave., Livingston, N. J.* is in production on a new sensitive relay which has been designed primarily for electronic chassis having sufficient height but little adjacent space.

The relay provides a hermetically sealed, d.p.d.t. combination and has a capacity of up to 3 amperes inductive load. It is equipped with a standard octal socket. Wattage consumption is .1 and less, depending on the contact arrangement, or less than 1 ma., depending on the voltage used. -30-

### SELENIUM SHORTAGE

**B**ECAUSE of the recent curtailment in the mining of copper, from which selenium is obtained as a by-product, and because of selenium stockpiling for military requirements in the event of a national emergency, the amount of raw material available for selenium rectifiers has been reduced materially.

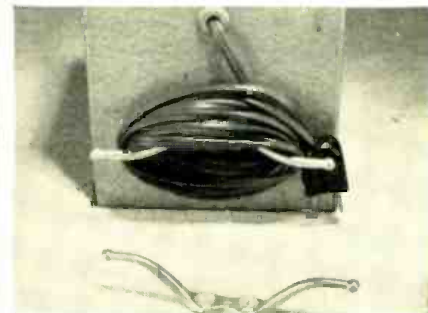
One way to insure a continuous supply of replacement rectifiers and to forestall reduction in production of these units is the reclamation of used selenium rectifiers. One rectifier manufacturer is requesting, therefore, that all service technicians and others using selenium rectifiers return replaced rectifiers to their distributors. The manufacturer, Sarkes Tarzian, Inc., is issuing credit to their distributors for all rectifiers returned, depending upon size. These credits, of course, will be passed on to service technicians and other distributor customers. -30-

### CLEATS FOR LINE CORDS

**C**LOTHESLINE and awning line cleats, available at local hardware and dime stores, make excellent holders for line cords on portable electronic equipment. Use flat-head machine screws to mount them on the back of the cabinets of your electronic gear.

If you have a portable p.a. system, you'll find that the larger line cleats also make good holders for loudspeaker line and spare microphone cable. -30-

Keep line cords kink-free with cleats.



RADIO & TELEVISION NEWS



# CRYSTALS

*Guaranteed to oscillate!*  
*Your choice of frequencies!*  
*Largest selection in the world!*

**NOTE!** EVERY CRYSTAL TESTED FOR ACTIVITY BEFORE SHIPMENT! All numbers listed are FUNDAMENTAL FREQUENCIES in Kilohertz.



**FT-243** Lots of 10 or more. Each. . . . . **69c**  
 Lots of 5 or more. Each. . . . . **79c**  
 Individually. Each. . . . . **99c**

1045	2305	2535	2770	2940	3130	3525	6200	6573	7325	7710	7990	8133.3
1110	2320	2545	2775	2945	3135	3640	6206	6575	7340	7720	8000	8140
1129	2350	2550	2780	2950	3140	3655	6225	6600	7350	7730	8006	8141.7
1150	2355	2557	2785	2955	3145	3680	6235	6606	7375	7740	8008.3	8150
1195	2360	2560	2790	2960	3150	3700	6240	6625	7400	7750	8010	8158.3
1225	2365	2565	2795	2965	3155	3760	6250	6640	7406	7760	8016.7	8160
1900	2370	2570	2805	2970	3160	3800	6273	6650	7425	7770	8020	8163.4
1915	2375	2575	2815	2975	3165	3885	6275	7006	7440	7780	8025	8166.7
1930	2390	2580	2830	2990	3170	3940	6300	7006	7500	7833.3	8030	8170
1940	2415	2585	2835	2995	3175	3955	6306	7025	7510	7790	8033.3	8173.3
1950	2430	2590	2840	2990	3200	3980	6315	7040	7520	7800	8040	8180
1965	2435	2595	2845	2995	3202	3990	6325	7050	7530	7810	8041.7	8183.3
1977	2440	2600	2850	3000	3205	3995	6335	7073	7540	7820	8050	8190
2015	2442	2605	2855	3010	3210	4000	6340	7105	7550	7830	8058.3	8191.7
2017	2450	2610	2860	3015	3220	4006	6350	7106	7560	7840	8060	8200
2020	2455	2665	2865	3020	3225	4025	6362	7106	7570	7850	8066.7	8206.6
2025	2460	2670	2870	3025	3230	4040	6373	7125	7580	7860	8070	8208.3
2035	2465	2675	2875	3030	3235	4042	6375	7140	7590	7870	8073.3	8210
2040	2470	2680	2880	3035	3240	4050	6405	7150	7600	7880	8075	8216.7
2055	2475	2685	2885	3040	3240	4073	6406	7160	7610	7890	8080	8220
2060	2480	2690	2890	3045	3300	6075	6475	7173	7620	7891.7	8083.3	8225
2065	2485	2695	2895	3050	3310	6100	6440	7175	7630	7900	8090	8230
2090	2490	2705	2900	3055	3320	6106	6450	7200	7640	7910	8091.7	8230
2105	2495	2710	2905	3060	3340	6125	6473	7206	7650	7920	8100	8230
2125	2505	2715	2910	3065	3410	6140	6475	7225	7660	7930	8106.6	8230
2130	2510	2720	2915	3070	3420	6142	6500	7240	7666.7	7940	8108.3	8230
2135	2515	2725	2920	3075	3455	6206	6523	7273	7670	7950	8110	8230
2140	2520	2735	2925	3085	3465	6173	6525	7275	7680	7960	8116.7	8230
2195	2525	2760	2930	3100	3500	6175	6540	7300	7690	7970	8125	8230
2300	2530	2765	2935	3110	3510	6185	6550	7306	7700	7980	8130	8230

**FT-243** Lots of 10 or more. Each. . . . . **34c**  
 Lots of 5 or more. Each. . . . . **39c**  
 Individually. Each. . . . . **49c**

4035	4300	4635	4930	5295	5645	5782.5	5906.7	6275	6706.6	6906.6	7625	7975	8475
4045	4330	4680	4950	5300	5660	5800	5907.5	6300	6725	6925	7673.3	8240	8500
4080	4340	4695	4980	5305	5675	5806.7	5925	6306	6740	6940	7675	8250	8525
4095	4395	4710	4995	5327.5	5687.5	5820	5940	6325	6750	6950	7686.6	8273	8550
4110	4397.5	4735	5030	5335	5700	5825	5950	6340	6773.3	6973.3	7725	8275	8575
4135	4445	4780	5035	5385	5706.7	5840	5955	6350	6775	6975	7773.3	8300	8600
4165	4450	4785	5090	5397.5	5725	5850	5973.3	6373.3	6800	7450	7775	8306	8625
4175	4490	4815	5127.5	5435	5730	5852.5	5975	6375	6806.6	7473.3	7806.6	8325	8650
4190	4495	4820	5165	5437.5	5740	5860	5995	6400	6825	7475	7810	8340	8675
4215	4535	4840	5180	5485	5750	5873.5	6206.6	6406.6	6840	7506.6	7873.3	8350	8690
4220	4540	4845	5205	5500	5760	5875	6225	6425	6850	7525	7875	8375	8725
4255	4580	4852.5	5235	5545	5773.3	5880	6240	6673.3	6873.3	7573.3	7926.6	8400	8800
4280	4610	4880	5245	5582.5	5775	5892.5	6250	6675	6875	7575	7925	8425	8825
4295	4620	4900	5285	5587.5	5780	5900	6273.5	6700	6900	7606.6	7973.3	8450	8850



**FT-241-A** Lots of 10 or more. Each. . . . . **79c**  
 Lots of 5 or more. Each. . . . . **89c**  
 Individually. Each. . . . . **99c**

400	442	446	450	453	456	459	463	466	470	474	477
440	444	447	451	454	457	461	464	468	472	475	479
441	445	448	452	455	458	462	465	469	473	476	480



**CR-1A** Lots of 10 or more. . . . . **69c**  
 Lots of 5 or more. . . . . **74c**  
 Individually. Each. . . . . **79c**

5980	6670	7120	7460	7930	8032	8116	8171.2	8272.5	8340	8423		
6181	6700	7130	7470	7960	8050	8126	8176	8284	8351	8438		
6350	6740	7160	7550	7980	8060	8128	8193.2	8290	8357	8440		
6380	6750	7180	7570	8007	8080	8132.3	8194.2	8297.1	8363	8446.7		
6450	6890	7230	7590	8010	8090	8137	8206	8308	8374	8475		
5020	5300	5590	6510	7010	7350	8013	8092	8140	8205	8317	8380	8502.8
5041.6	5520	5677.7	6530	7020	7360	8018	8103.7	8142.8	8216.2	8320	8392	8525.8
5180	5550	5700	6550	7040	7380	8023	8110	8146.1	8220	8328	8400	8554.2
5208.3	5583.3	5722.2	6650	7080	7440	8025	8115	8152	8260	8335	8404	8580
												8590



**FT-171** Lots of 10 or more. Each. . . . . **79c**  
 Lots of 5 or more. Each. . . . . **89c**  
 Individually. Each. . . . . **99c**

2123	2280	2415	2630	3010.5	3500	3667.5	3825	3995	4255	5492.5			
2125	2282.5	2435	2665	3175	3510	3682.5	3870	4012.5	4280	6000			
2131	2290	2442.5	2725	3202.5	3520	3695	3880	4037.5	4310	6210			
2145	2310	2465	2750	3235	3550	3700	3945	4050	4345	7165			
2150	2305	2470	2755	3215	3562	3712.5	3950	4080	4350	7950			
2155	2320	2532.5	2812.5	3237.5	3569	3760	3955	4097.5	4360	8000			
2158	2325	2537.5	2817.5	3242.5	3574	3765	3960	4102.5	4365	8000			
1151.8	1940	2045	2191	2340	2545	2940	3250	3570	3965	4110	4430	9200	
1562.5	2010	2065	2220	2360	2550	2967	3322.5	3580	3807.5	3970	4112	4275	9500
1738	2030	2082	2258	2390	2557	2990	3400	3637.5	3810	3975	4177.5	5200	
1746	2040	2105	2260	2405	2582	3010	3422.5	3660	3812.5	3980	4245	5225	

**NOTE!** All items subject to prior sale and change of price without notice. MINIMUM ORDER: \$2.50. All CRYSTAL orders MUST be accompanied by check, cash or M.O. WITH PAYMENT IN FULL. No C.O.D. CALIFORNIA BUYERS add sales tax. INCLUDE APPROXIMATELY 5c PER CRYSTAL FOR POSTAGE. ALL CRYSTAL ORDERS—indicate second choice frequencies wherever substitution may be made.

**NOVICE BAND** Fundamental Frequencies Each. . . . . **\$1.25**  
 Lots of 10 or more. Each. . . . . **99c**  
 Available in EITHER DC-34 OR FT-243. Specify your needs.  
 These crystals come in all frequencies FROM 3701 THROUGH 3748. in steps of 1 KC.  
 Examples: 3701, 3702, 3703, 3704, 3705, 3706, 3707, 3708, 3709, 3710, 3711, 3712, 3713, 3714, 3715, 3716, 3717, 3718, 3719, 3720, 3721, 3722, 3723, 3724, 3725, 3726, 3727, 3728, 3729, 3730, 3731, 3732, 3733, 3734, 3735, 3736, 3737, 3738, 3739, 3740, 3741, 3742, 3743, 3744, 3745, 3746, 3747, 3748.  
 FOR DOUBLING INTO 7 MC BAND crystals come in all frequencies FROM 3588 THROUGH 3599. in steps of 1 KC. Examples: 3588, 3589, 3590, 3591, 3592, 3593, 3594, 3595, 3596, 3597, 3598, 3599.  
**AVAILABLE IN FT-243 ONLY** Lots of 10 or more. Ea. . . . . **\$1.25**  
 Individually. Each. . . . . **99c**  
 All frequencies from 7176 KC THROUGH 7198 KC in steps of 1 KC, fractions omitted.  
 Examples: 7176, 7177, 7178, etc.

**MISCELLANEOUS & SHIP BAND FREQUENCIES**

81.95 KC. Octal tube type (Used in SCR-584 & SPM-1) . . . . . <b>\$3.99</b>	2638 KC. FT-243 . . . . . <b>\$2.99</b>
200 KC. FT-241 . . . . . <b>1.99</b>	2670 KC. FT-243 . . . . . <b>2.99</b>
200 KC. Type DC-15 in octal tube base type holder . . . . . <b>1.99</b>	2647 KC. FT-413 . . . . . <b>2.99</b>
327.8 KC. No. D-168842. (Used in TS-102 AP) . . . . . <b>9.95</b>	2470 KC. DC-34 . . . . . <b>2.99</b>
500 KC. FT-241 . . . . . <b>1.99</b>	2718 KC. Type 1-C . . . . . <b>2.99</b>
1000 KC. FT-241 . . . . . <b>2.49</b>	2738 KC. FT-243 . . . . . <b>2.99</b>
1000 KC. Type DC-9. in octal tube base type holder. . . . . <b>3.45</b>	2778 KC. MC-7 . . . . . <b>2.99</b>
2142 KC. DC-34 . . . . . <b>2.99</b>	3000 KC. FT-243 . . . . . <b>2.99</b>
2174 KC. DC-34 . . . . . <b>2.99</b>	3008 KC. FT-243 . . . . . <b>2.99</b>
2182 KC. FT-243 . . . . . <b>2.99</b>	3093 KC. FT-243 . . . . . <b>2.99</b>
2500 KC. FT-243 . . . . . <b>1.99</b>	3103 KC. FT-243 . . . . . <b>2.99</b>
2632 KC. FT-243 . . . . . <b>2.99</b>	3188 KC. FT-243 . . . . . <b>2.99</b>
2637 KC. FT-243 . . . . . <b>2.99</b>	3193 KC. FT-243 . . . . . <b>2.99</b>
2638 KC. DC-34 . . . . . <b>2.99</b>	3198 KC. FT-243 . . . . . <b>2.99</b>
	3203 KC. FT-243 . . . . . <b>2.99</b>
	5000 KC. FT-243 . . . . . <b>1.99</b>
	10,000 KC. Type Sit-5 Bliley. in CR-1 holder . . . . . <b>1.99</b>

**DC-34 & DC-35 CRYSTALS**  
 Your Choice. Ea. only . . . . . **99c**  
 Pin Spacing 3/4". Pin Diameter .1875".

2240	2415	2605	2851	3095	3395	3665	3870	4020	4175	4370			
2255	2422	2625	2853	3117	3412.5	3680	3885	4030	4177.5	4380			
2258	2435	2643	2894	3149	3422.5	3695	3890	4035	4192.5	4397.5			
2275	2446	2665	2895	3155	3462	3700	3895	4050	4210	4415			
2280	2466	2685	2899	3161	3480	3750	3905	4055	4215	4435			
1705	1910	2105	2265	2467	2710	2925	3190	3485	3760	3920	4065	4235	4440
1720	1930	2106	2315	2491	2725	2960	3270	3520	3770	3925	4085	4240	
1738	1950	2131	2326	2500	2732	2971	3279	3540					

## LEARN COLOR TV THIS EASY WAY!

Just off the Press!

### ABC OF COLOR TV



H. G. Cisin's remarkable book takes the mystery out of Color TV. The only book which explains this fascinating new TV development in a simple down-to-earth manner. It actually translates the highly technical descriptions of research scientists into plain everyday language.

Covers basic color principles, compatible color TV system, the color signal, color TV reception, plus practical pointers on color pix tubes, tests, servicing, antennas, etc. Just the info TV servicemen must have to catch in on this rapidly expanding new field. Profusely illustrated. **Only \$1**

## NEW! 1955 TV DOCTOR

ATTENTION: NOVICE SERVICEMEN!



The new TV DOCTOR was written expressly for you by H. G. Cisin, noted TV educator and author. Mr. Cisin has trained thousands of TV technicians, many of them now holding important positions in television. His years of experience are embodied in this valuable book! TV DOCTOR contains just the info you need to start in TV servicing. No theory, math or formulas, but full of practical information. Copyrighted Trouble Shooting Guide pinpoints

hundreds of TV troubles, enabling you to diagnose faults without previous experience. Method applies to all TV sets, old and new. Special chapter on COLOR TV. Useful data about TV sets, tuners, antennas, lead-ins, interference, safety suggestions. Many clear illustrations. **Only \$1**

## FAMOUS "TV CONSULTANT"

TV Serviceman's Silent Partner



New, easy-to-use way to solve toughest TV troubles. UHF section includes conversions, installations and servicing. Modern alignment methods shown by pictures, diagrams and simple directions tell exactly what to do and how to do it. Practical pointers on use of all TV Test Instruments. Over 500 pix raster and sound symptoms. Detailed directions tell where and how to find faulty parts. Over 135 RAPID CHECKS, many using

pix tube as trouble locater. 125 illustrated step-by-step forms, diagrams, station patterns show various defects—take mystery out of TV servicing. NO THEORY—NO MATH—NO FORMULAS—just practical service info, covering all types of TV sets. **Only \$2**

## NEW! 1954 TV TUBE LOCATOR

TROUBLE INDICATING TUBE LOCATION GUIDES for over 300 most popular models from Admiral to Zenith plus PIX TUBES used in each model 1947 to 1953 models. A storehouse of valuable TV servicing info, priced very low for large volume sales. **Only \$1**

## NEW! Trouble Shooting PIX GUIDE incl. TV TERMS Explained

Sec. 1 is a fully illustrated GUIDE to oft-recurring pix faults. Causes and cures explained. Copyrighted Trouble Indicating Illustrated Start-tells where troubles start in typical TV set—illustrations show resulting faulty TV pictures. Sec. 2 explains hundreds of TV terms in non-technical language. **Only \$1**

## NEW! TV TROUBLE TRACER

Each vol. contains different copyrighted "Trouble Indicating TUBE LOCATION GUIDES" of over 500 most popular TV models. Vol. 1 has older sets, vol. 3 newest 1954 models. 40 common picture troubles illustrated, traced to source and cured. **Only 50c ea.**

### H. G. CISIN, PUBLISHER

Order from your Jobber today, or if not stocked, write to

HARRY G. CISIN, Dept. R3  
Amagansett, New York

Enclosed find \$..... Send


- |  |  |
|--|--|
| <input type="checkbox"/> Color TV        | <input type="checkbox"/> TV Pix Guide      |
| <input type="checkbox"/> TV Doctor       | <input type="checkbox"/> TV Tracer, Vol. 1 |
| <input type="checkbox"/> TV Consultant   | <input type="checkbox"/> TV Tracer, Vol. 2 |
| <input type="checkbox"/> TV Tube Locator | <input type="checkbox"/> TV Tracer, Vol. 3 |

Name .....

Address .....

City..... Zone..... State.....

# USE YOUR RECEIVER FOR P. A. WORK



The compact auxiliary unit which can be added to standard communications radio.

By  
EVERETT G. TAYLOR, W8NAF

Add a simple adapter to your broadcast or short-wave receiver to provide a temporary public address system.

**M**OST amateurs or short-wave listeners have, at one time or another, been called upon to supply a p.a. system for outings, church socials, fraternal groups, and the like.

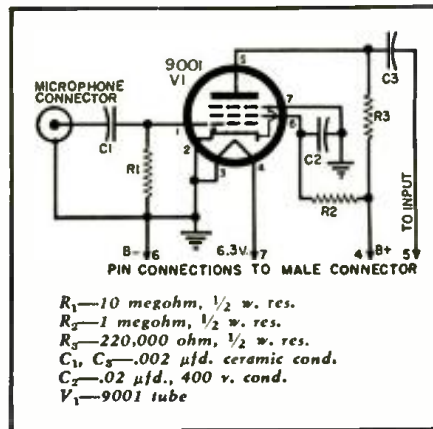
Nearly all commercial receivers on the market at the present time will give sufficient output to meet most of the requirements but they lack sufficient preamplification for a crystal or dynamic microphone. Some of the more recently produced receivers, such as *National*, *Hallcrafters*, *RME*, etc., have an accessory socket on the rear of the chassis. Heater, high voltages, and grid input to the first audio stage will normally be found at this socket.

Recently, the author was called upon to supply a source of music and a public address system for a little "fun and frolic." Why not the regular receiver, which in our case is a NC-57-B, to supply the music? On the regular broadcast band we can get the domestic music with the tango from Latin America or music with a Continental flavor. What about the ad libbing? No mike input. Why not use the accessory socket and build a little amplifier to get the necessary —50 db from the crystal microphone built up to a usable figure so it will drive the first audio stage in the receiver.

Construction was started and proved to be simplicity itself. Only about ten components were required plus the consumption of about an hour or so of time in building the gadget.

A type 29335 ICA "Flexi-mount" aluminum case is used to house the parts. An *Amphenol* type 75-CL-PC1M microphone receptacle is required and is mounted on one end of the case, while on the other end is a type 86-CP8 plug which serves as the power connector and coupling to the grid of the first audio tube in the receiver.

Complete schematic diagram of auxiliary circuit needed to convert set for p.a.



We chose to use a 9001 tube as it gives sufficient drive to the remainder of the audio section and it is quite inexpensive as a surplus part. Any other similar type of tube may be used by observing the proper pin connections.

A .002 microfarad coupling condenser is used in the input circuit to isolate the microphone since when a dynamic microphone is employed the effective bias which is developed by the 10 megohm resistor in the grid circuit will be destroyed by the loading effect of the secondary of the input transformer needed with the dynamic mike. In using the "grid leak" type of bias, fewer parts are required and the cathode is at ground potential which will reduce hum effects being picked up by the cathodes from the heater with the resulting 120-cycle hum in the speaker.

The usual volume control was omitted as the normal a.f. gain control in our receiver may be used for this purpose. There is no need for a bypass condenser at the junction of the plate and screen resistors to ground as sufficient capacity is employed within the receiver itself for this application.

For the *National NC-57-B* the following connections are used to supply power to the preamplifier: pin 7 to the heater, pin 6 to the grounded side of the heater and negative high voltage, pin 4 to positive high voltage, and pin 5 to the .002  $\mu$ fd. coupling condenser from the plate of the 9001. Other receiver pin connections will be found by consulting the instruction book supplied with the receiver.

-30-

## TRIPOD ADAPTER

By JAMES CLIFTON


**N**O machine work is needed to fit your microphone to a camera tripod. Only two inexpensive items comprise the adapter.

First obtain a standard male mike connector, cable type, from your radio parts supplier and then get a standard Eastman Kodak tripod screw from your photo dealer.

Loosen the small screw on the mike connector and remove the spring. Insert the tripod screw into the empty hole and tighten the screw, locking the pieces together.

That is all there is to it! To use, just screw the adapter into the mike socket, then attach the unit to any tripod exactly as you would any camera. -30-

"Exploded" view of tripod adapter.



October, 1954

Compare AND YOU WILL CHOOSE . . .

The PERMOFLUX *Largo*

"Largo" . . . musical term—  
"with breadth and dignity."

New Specially Designed Horn-loaded High Fidelity Speaker System

The Largo is a complete wide range speaker system utilizing the new Permoflux 8V81 Super Royal Eight speaker and 32 KTR Super Tweeter in an acoustically advanced enclosure scientifically matched to the speaker characteristics. The enclosure is an entirely new and unique horn-loaded non resonant baffle with horn loading of the speaker back wave accomplished in the cabinet base. Every inch of the cabinet construction serves an acoustically useful purpose.

Baffle and speaker characteristics were matched octave by octave through laboratory tests to provide undistorted reproduction of all frequencies from 35 cycles to 16,000 cycles. Power handling capacity is 15 watts. A high frequency balance control is provided for matching individual room characteristics.

Its low contemporary styling is gracefully proportioned for decorative blending with the finest room decor. Precision constructed of selected 3/4" Mahogany and Korina veneers.

A Permoflux Exclusive: Special connection for headset extension cord for private listening and hard of hearing music lovers.

The Largo . . . Audiophile Net Price \$99.75

Enclosure styled by Contemporary American Furniture.



**The Fortissimo**—A 2-way multiple speaker system. Unique "New Dual Driving Point" Enclosure Design surpasses bass and mid-range performance of finest 12 and 15 inch systems. With 2 Super Royal 8 speakers and Super Tweeter. Cabinet beautifully styled in Mahogany or Korina Blonde veneers. Audiophile Net Price \$218.00



**The Diminutive**—A 2-way speaker system featuring full high fidelity performance with minimum cabinet size and low cost. With 2 Royal 6 speakers and Super Tweeter. In Mahogany or Blonde finish. Audiophile Net Price \$49.50

Visit your Hi-Fi dealer for a demonstration; also hear the New Super Royal Speaker (8, 12, and 15 inch sizes).

Send today for complete descriptive literature.

Permoflux  
CORPORATION

4918 West Grand Avenue  
Chicago 39, Illinois


West Coast Plant

4101 San Fernando Road

Glendale 4, California

153


**NEW!**  
**SUPER POWERFUL**  
**All Channel VHF-UHF TV RECEPTION IN ALL DIRECTIONS**



ONLY **\$2350**  
MODEL AX-524

**Rocket Directronic Motorless TV Antenna 360° Electronically Switched Beam**

In the fringe or ultra-fringe, the NEW 1954 Motorless Directronic will out-perform any ordinary antenna. This sensational new 360° UHF-VHF TV Antenna offers "around the compass" reception with 100% Rotors. Provides superb ghost-free picture clarity. Model AX-524 "Serviceant's Array" contains Hi-Pac Milled Insulator of Extreme tensile strength. 24 hi-tensile aluminum elements, including 6 Multi-purpose Reflector-directors, 1 set matched tie rods, Universal Mast Clamps, 6-position Beam Selector Switch, 75' Low-Loss UHF-VHF Tubular THX cable.



**HI-GAIN BOW-TIE REFLECTOR For UHF... \$1.95 Each**

High gain at low cost. Completely pre-assembled. Easily stacked for fringe use.  
2 bays with tie rods... \$4.40  
3 Two-Bay Arrays per carton... 9.95  
Lots of 6—individually cartoned... 10.95

**Save With Rocket 35 Foot Mast Kits**

Economy mast kit contains 3 self-coupling 10' seamless THX-CHATED 1 1/2" O.D. masts, one 5' mast, 300 feet of #20 galvanized steel stay wire, and everything else needed including guy rings, insulators, cable clamps, R15 hooks, and swivel mounting base.  
35 foot Mast Kit... \$15.95 25 foot Mast Kit... \$11.95




**NEW LOW PRICE! RADIART TELEROTOR**

Radiart's famous TR-2 at new money-saving price. Powerful, rugged, weather-proof—handles installations up to 150 lbs. Control box light indicates orientation of antenna. Factory lubricated for life. Truly a road buy at our new price. Uses 8-cord. wire.  
MODEL TR-2 8-cord. wire... \$0.08 ft.

ALL PRICES F.O.B. CLEVELAND, OHIO

Do not remit more than complete purchase price. Pay shipping charges on receipt of goods. 25% deposit on all C.O.D. orders, please. Money-back guarantee. Prices Subject to Change Without Notice

Our Greatest **BARGAIN**



**2-BAY 16-ELEMENT CONICAL ARRAY with Hi-Band Adapters Sturdy 3/8" Elements**

**\$499** IN LOTS OF EACH THREE

SINGLE LOTS \$5.30

Never before has National Electronics had a BARGAIN like this. We made a special purchase in order to get these sensational prices. And this array has everything. This conical 2-bay 16-element array provides

Ultra-fine fringe reception. Includes sixteen 3/8 inch airplane type aluminum elements, including hi-band adapters for greater gain on the high channels and is complete with one pair of stacking bars to each array. These are packed in cartons of three 16-element arrays per carton, with tie rods at \$14.95 per carton. When purchased in single 16-element arrays, separately boxed—your cost is... \$ 5.30 each  
3 Two-Bay Arrays per carton without Tie Rods... 13.50 carton  
4 Two-Bay Arrays per carton without Tie Rods... 19.50 carton  
Above—Model 4B... 1.95 set

**ROCKET BROAD BAND YAGIS**

- SENSATIONAL GAIN
- SENSATIONAL PICTURES IN FRINGE AND ULTRA FRINGE AREAS

Switch to Yagi Broad Band Hi-Gain Antennas! These new Yagis give you Yagi reception on the 5 low-band and 7 hi-band channels—no restriction to one single channel. A two-bay array will out-perform even a 10 or 12-element single channel Yagi. Price is sensationally low. Complete serviceant's array includes 1 double reflector, 2 folded dipoles, 3 directors, Universal mast clamp, Easy-to-assemble quick rig construction. Model RB 24—Ch. 2 thru 6—7-element... \$10.95 ea. Model RB 713—Ch. 7 thru 13—9-element... 5.95 ea. Matched Stacking Bars... 1.25 ea.

**National Electronics OF CLEVELAND THE HOUSE OF TV VALUES**  
110 Delco Building Cleveland 3, Ohio

The "Mark 12"  
(Continued from page 73)

sistance of the speaker voice coil; thus the effective damping is limited by this factor rather than by the amplifier.

For full power output, 8 millivolts are required at the phono jack for magnetic pickups. The radio-TV-tape inputs require a .3 volt input. The output at the tape recording jack is 1 volt.

The bass and treble controls are of the continuously-adjustable type, af-

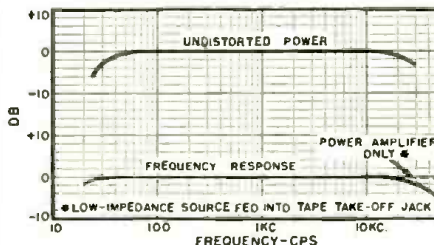


Fig. 7. Frequency response and power curve for the "Mark 12" preamp-power amplifier. The power curve was plotted on the basis of 1 per-cent distortion with 0 db representing maximum power output of 12 watts.

ording any desired choice of tone correction over the bass range  $\pm 15$  db at 50 cycles and the treble range from +12 db to -15 db at 10,000 cycles.

Low-noise, deposited-carbon resistors are used to achieve the lowest possible noise level. The tube heaters are given a positive bias of 22 volts for minimum hum and a signal-to-noise control,  $P_s$ , provides further hum reduction plus the ability to cancel out a good part of any residual hum that may be fed to the amplifier via the phonograph pickup connections.

To what lengths the etched circuit technique can be employed to further miniaturize high-fidelity equipment no one can foretell but the "Mark 12" is one step along the way and actual proof that quality and compactness are compatible.

**KEYING MONITOR TVI**

ONE of the FCC's field offices recently received twelve complaints against an amateur station which was causing interference to television reception.

After thorough investigation, including three visits to the licensee's amateur station, the TVI committee reported that, although the transmitter was "clean", interference-causing harmonics were radiated whenever the keying monitor was coupled to the transmitter. The keying monitor employed a crystal rectifier and a neon-lamp audio oscillator. The offending harmonics apparently were caused by non-linear rectification and harmonic frequency resonance in the circuits and leads associated with the keying monitor.

Further use of the monitor was discontinued until it could be modified to operate without interference to television reception.

The FCC commends the work of the various TVI committees in resolving interference problems such as the case just cited.

The name millions remember...

**Freed-Eisemann**  
ONE OF THE GREAT NAMES IN RADIO SINCE 1922

The pattern of quality so steadfastly followed over the years by Freed-Eisemann reaches new dimensions with their amazing high fidelity tuners and amplifiers... outstanding individually—exceptional together. Engineering efficiency is matched by economy of design.



**The Model 910 Hi-Fi Amplifier**

Designed for Maximum Efficiency and Exceptional Tone Quality


Powerful enough to suit most applications, this 10 watt Williamson type linear amplifier sets a new standard for design efficiency. Into each circuit has been engineered the finest performance and the most essential characteristics of superb reproduction. Net **\$49.95**

For the music they never forget

**The Model 750 Tuner**

Engineered for Superior Sensitivity and Unexcelled Performance

Here, on one chassis, are combined a Hi-Fi AM-FM tuner of maximum sensitivity with an audio "front end" second to none. AM and FM circuits designed for maximum gain at minimum noise... automatic frequency controlled FM terminating in a Foster-Seely Limiter Discriminator. Separate bass and treble controls. Three positions of phono equalization. Modern circuitry and multi-purpose tubes achieve 13 tube performance... Net **\$139**



For information see your local Hi-Fi dealer or write Dept. 3

**Freed-Eisemann**  
a product of

Freed Electronics and Controls Corporation, 200 Hudson Street, New York 13, N. Y.

# RAD TEL TUBES GUARANTEED

## 1 FULL YEAR

### 70% TO 90% OFF!

### 300 TYPES ALWAYS IN STOCK

### ALL TUBES INDIVIDUALLY BOXED

## FOR QUALITY, PERFORMANCE, DEPENDABILITY

Type	Price	Type	Price	Type	Price	Type	Price	Type	Price	Type	Price
OA2	.74	5W4GT	.50	6C6	.58	7A7	.69	12BE6	.51	25L6GT	.51
OA4	.68	5Y3GT	.37	6CB6	.54	7A8	.68	12BF6	.39	25W4GT	.59
OB2	.81	5Y4	.51	6CD6	1.11	7AD7	.79	12BH7	.63	25Z5	.66
OC3	.72	5Z3	.45	6CF6	.64	7AF7	.53	12BY7	.65	25Z6	.49
OD3	.70	6A6	.51	6CS6	.51	7AG7	.69	12BZ7	.65	26	.45
OZ4M	.65	6A7	.69	6D6	.59	7AH7	.79	12C8M	.34	27	.39
1A5	.49	6AB4	.44	6E5	.48	7B4	.44	12H6	.56	32L7	.89
1A7GT	.47	6AC5	.69	6F5GT	.39	7B5	.45	12J5	.42	35	.58
1AX2	.62	6AC7M	.86	6F6	.59	7B6	.69	12J7	.49	35A5	.58
1B3GT	.73	6AF4	.90	6G6	.42	7B7	.49	12K8	.59	35B5	.52
1C5	.43	6AG5	.56	6H6GT	.41	7C4	.59	12Q7	.59	35C5	.51
1E7	.29	6AG7M	.99	6J5GT	.43	7C5	.69	12S8GT	.62	35L6GT	.51
1G6	.24	6AH4	.57	6J6	.52	7C6	.59	12SA7GT	.65	35W4	.47
1H4	.30	6AH6	.73	6J7	.43	7E5	.59	12SC7M	.63	35Y4	.54
1H5GT	.49	6AJ5	.65	6K5	.47	7E6	.30	12SF5	.50	35Z3	.59
1L4	.46	6AK5	.55	6K6GT	.45	7E7	.59	12SG7	.51	35Z4	.47
1LA4	.59	6AK6	.59	6K7	.44	7F7	.79	12SJ7M	.67	35Z5GT	.47
1LA6	.69	6AL5	.42	6L6	.64	7F8	.79	12SK7GT	.63	36	.39
1LB4	.69	6AM8	.78	6L7M	.68	7G7	.89	12SL7GT	.57	45	.55
1LC5	.59	6AQ5	.50	6N7M	.63	7H7	.59	12SN7GT	.52	45Z5	.49
1LC6	.79	6AQ6	.37	6Q7	.45	7J7	.79	12SQ7GT	.56	46	.69
1LD5	.59	6AQ7	.70	6R7	.69	7K7	.69	12SR7M	.49	50A5	.55
1LE3	.59	6AR5	.45	6S4	.48	7L7	.59	12V6GT	.46	50B5	.52
1LG5	.69	6AS5	.50	6S7M	.79	7N7	.69	12X4	.38	50C5	.51
1LH4	.69	6AS6	1.49	6S78	1.69						
1LN5	.59	6AT6	.41	6S8GT	.53						
1N5GT	.67	6AU4GT	.68	6SA7GT	.55						
1P5GT	.57	6AU5GT	.82	6SD7GT	.41	7Q7	.66	14A4	.69	50L6GT	.61
1Q5GT	.58	6AU6	.46	6SF5GT	.46	7R7	.89	14A5	.59	50X6	.49
1R5	.62	6AV5GT	.83	6SG7GT	.41	7S7	.79	14A7	.63	50Y6	.49
1S4	.59	6AV6	.40	6SH7GT	.49	7V7	.89	14AF7	.59	50Y7	.50
1S5	.51	6AX4GT	.65	6SJ7GT	.41	7X6	.54	14B6	.63	55	.49
1T4	.58	6B4	.54	6SK7GT	.53	7X7	.70	14B8	.63	56	.49
1T5	.59	6BA6	.49	6SL7GT	.48	7Y4	.69	14C5	.79	57	.58
1U4	.57	6BA7	.57	6SN7GT	.59	7Z4	.59	14C7	.79	58	.60
1U5	.50	6BC5	.54	6SQ7GT	.46	12A6	.54	14E6	.75	70L7	.97
1V	.43	6BD5	.59	6SR7GT	.45	12A8GT	.61	14E7	.88	75	.49
1X2A	.63	6BD6	.45	6SS7GT	.42	12AL5	.37	14F7	.65	76	.44
2A3	.30	6BE6	.51	6T4	.99	12AQ5	.52	14F8	.69	77	.57
2W3	.38	6BF5	.41	6T8	.80	12AT6	.41	14H7	.59	78	.47
2X2	.49	6BF6	.37	6U5	.57	12AT7	.72	14J7	.30	80	.43
3A4	.45	6BG6G	1.25	6U6	.59	12AU6	.46	14N7	.84	83V	.68
3B7	.27	6BH6	.53	6U8	.78	12AU7	.60	14R7	.79	84/6Z4	.46
3D6	.27	6BJ6	.49	6V6GT	.50	12AV6	.39	14S7	.89	85	.59
3E5	.46	6BK5	.80	6W4GT	.47	12AV7	.73	14W7	.30	117L7	.99
3LF4	.69	6BK7	.80	6W6GT	.57	12AX4	.67	14X7	.69	117P7	.99
3Q4	.48	6BL7GT	.83	6X4	.37	12AX7	.63	14Y7	.62	117Z3	.37
3Q5GT	.69	6BN6	.59	6X5GT	.37	12AY7	.69	19BG6	1.39	117Z6	.69
3S4	.58	6BQ6GT	.98	6X8	.75	12AZ7	.59	19T8	.69	807	.99
3V4	.58	6BQ7	.90	6Y6G	.48	12B4	.60	19V8	.79	866A	1.39
5AZ4	.59	6BZ7	.90	7A4	.47	12BA6	.49	24A	.39	1274	.30
5T4	.79	6C4	.40	7A5	.59	12BA7	.60	25AV5GT	.83	Hi P <sub>o</sub>	
5U4G	.55	6C5	.39	7A6	.69	12BD6	.45	25BQ6GT	.98	#567	1.39


### SAME DAY SERVICE!

14A4	.69	50L6GT	.61
14A5	.59	50X6	.49
14A7	.63	50Y6	.49
14AF7	.59	50Y7	.50
14B6	.63	55	.49
14B8	.63	56	.49
14C5	.79	57	.58
14C7	.79	58	.60
14E6	.75	70L7	.97
14E7	.88	75	.49
14F7	.65	76	.44
14F8	.69	77	.57
14H7	.59	78	.47
14J7	.30	80	.43
14N7	.84	83V	.68
14R7	.79	84/6Z4	.46
14S7	.89	85	.59
14W7	.30	117L7	.99
14X7	.69	117P7	.99
14Y7	.62	117Z3	.37
19BG6	1.39	117Z6	.69
19T8	.69	807	.99
19V8	.79	866A	1.39
24A	.39	1274	.30
25AV5GT	.83	Hi P <sub>o</sub>	
25BQ6GT	.98	#567	1.39

### Check These Parts Values • Send for Complete List of Parts Buys!

#### No. 125—PHILCO TV BOOSTER

Made by Philco, famed for quality and precision communications equipment. Completely self-contained, including 2 616 tubes . . . 1 for high channels and 1 for low channels and selenium rectifier. Plastic cabinet. In factory-sealed cartons, complete with instructions. NEW \$9.95  
LOW PRICE \$9.95



#### No. 97—Wen

##### Soldering

Gun  
3 seconds on 120 volt AC readies it for any soldering requirement. 250 Watt size. Also cuts plastic tile (with special tip). Multi-useful. UL Approved. Built-in spot light. List price—\$12.95.  
Lots of 3 each 8.64 ea.



#### SELENIUM RECTIFIERS

Mfd. by FEDERAL

Item No.	DC-Ma.	EA.	Item No.	DC-Ma.	EA.
113	65	.59	118	300	1.39
114	75	.69	137	250	1.75
115	100	.79	119	350	1.59
116	150	.84	120	400	1.59
117	200	1.25	121	500	1.59

## RAD-TELTUBE CO.



115 Coit St.,  
Irvington 11, N. J.

"Integrity Is Our Chief Asset!"

TERMS: A 25% deposit must accompany all orders—balance C.O.D. All shipments F.O.B. Irvington warehouse. ORDERS UNDER \$10.—\$1.00 HANDLING CHARGE . . . Subject to prior sale.

PLEASE: Send full remittance . . . allow for postage and save C.O.D. charges! We refund all unused money!

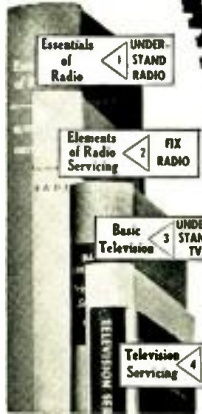
Phone:  
Essex 5-2947

Tubes in Bold  
Type Cover  
90% of Demand

# NOW! BECOME EXPERT AT RADIO-TELEVISION

in 4 easy steps

Tested training in theory, installation, repair—Up to date with color TV data



Now you can do ANY Radio-TV installation, service, or repair job like an expert; operate field-testing equipment; understand problems of TV, FM-AM transmission, etc. Step into a good-paying job—or start your own service business. Train yourself AT HOME . . . IN SPARE TIME . . . with the McGraw-Hill Radio and Television Servicing Library.

2376 Pages—1541 Illustrations

The men who wrote this complete 4-volume Library are among the outstanding radio and TV instructors in America today. Every detail is clearly explained in over TWO THOUSAND PAGES of step-by-step instruction and over SIXTEEN HUNDRED "how-to-do-it" illustrations, cross-section diagrams, etc. The review questions and answers "nail down" everything you learn. At-a-glance "trouble-shooting" charts show how to diagnose instantly any radio or TV breakdown . . . and how to repair it expertly and quickly. The Library will pay for itself many times over. It gives all you need to know for FM and TV in the FCC's 1st-class license exam; gives an experienced technician more confidence and skill.

### SEND NO MONEY

Mail coupon below to examine complete four-volume Library FREE for 10 days. No obligation, or you may examine individual books FREE for 10 days by checking the proper boxes in coupon.

### PARTIAL CONTENTS ESSENTIALS OF RADIO.

800 pages, 433 illus. Circuit Analysis • Vacuum Tubes • Circuits: Detector • Amplifier • Tube Oscillator • Power Supply • Transmitter, Receiver • Etc.

### ELEMENTS OF RADIO SERVICING.

475 pages, 375 illus. Multimeters • AC Power Supply • Speakers • Antennas • Auto Radios • Push-Pull Output Stage

New. BASIC TV. 2 Ed. 672 pages, 415 illus. Scanning • Synchronizing • Video Signal • Brightness Control • FM Alignment • Picture Tubes • VHF and UHF • Reception • New Section on Color TV

### TELEVISION SERVICING.

429 pages, 368 illus. Antennas • Transmission Lines • Test-pattern and Picture Analysis • Localizing Reception Troubles • Interference Remedies • Deflection Circuits AND MUCH MORE!

### FREE 10-DAY TRIAL COUPON

McGraw-Hill Book Co., Inc., Dept. RTN-10 327 West 41st St., New York 36, N. Y.

Send me for 10 day free examination the Radio and TV Servicing Library, 4 Vols. (Regular retail price is \$27.25; Special Course Price only \$21.95 in easy installments.) If not satisfied with Course, I will return it, pay nothing. Otherwise, I'll send \$1.95 plus delivery then and only \$4.00 in monthly installments. If you wish to examine any of these books individually, check below the ones you wish us to send you for 10 Days' FREE EXAMINATION:

- |  |  |
|--|--|
| <input type="checkbox"/> Essentials of Radio. \$7.50 | <input type="checkbox"/> Elements of Radio Servicing. \$5.25 |
| <input type="checkbox"/> Basic Television. \$7.50    | <input type="checkbox"/> Television Servicing. \$7.00        |

For any book I keep, I'll send \$2.00 plus delivery in 10 days, balance in easy monthly installments.

Name .....

Address .....

City..... Zone.... State.....

Position .....

Company .....

WE PAY FOR DELIVERY If you send first payment of \$1.95 when ordering Library or full price when ordering individual books (prices above). Same return privilege. (Offer applies to U.S.A. only.)

# FIND THE OPEN FILAMENT

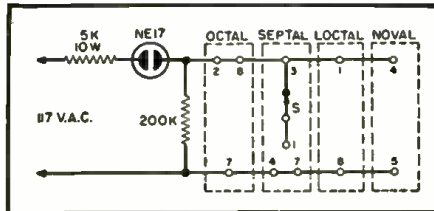
By PHIL WEISS

THE TUBES in most radios and many TV sets have their filaments wired in series. When a string of such tubes won't light up, it's a pretty safe bet that one of them has an open filament. But which one?

A tube checker will do the job and so will an ohmmeter, but it's easier with the device diagrammed and pictured. No need to remember the filament connections of the different tubes, or fumble with the switches, or meter leads. Simply plug in each tube and watch the neon lamp. If the lamp glows, the tube has a continuous filament; if not, you've found the bad tube.

The chassis has four sockets: octal, loctal, 7-pin miniature, and 9-pin miniature. There is space for additional sockets, if desired, but these four will accommodate 99% of all the tubes likely to be found in a series string.

A switch is provided to avoid error, in the case of certain tubes which have an internal connection. For example, the 50B5 has an internal connection be-



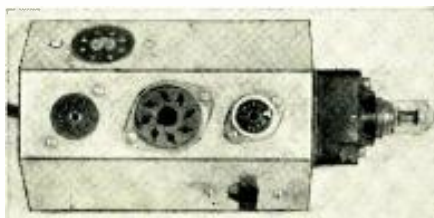
Schematic of a simple device for checking open filaments by means of a neon bulb.

tween pins 1 and 7. Such a tube might appear good, even though the filament (3 and 4) was actually open. The switch removes pin 1 from the circuit.

The neon lamp is connected so that it glows dimly even when no tube is plugged in, to indicate that the circuit is turned on. The feeble glow becomes bright when a good tube is plugged into any one of the sockets.

Besides saving time in a busy shop, the instrument also solves the problem of the customer who brings in his radio with the innocent request, "None of these tubes light up. Will you find the bad one for me, please?" He doesn't want to pay for service. He just wants to buy a tube. With this easy method he can check his own tubes. If he finds a bad one and gets his radio working, he will leave with a happy smile and a grateful heart. On the other hand, if the set still doesn't work properly after replacing a dead tube, he will be more willing to pay a legitimate service charge to get it repaired.

Photograph of unit. Four sockets are provided but space is available to add more.



**SAVE UP TO 85% ON GOV'T SURPLUS!**

**GOV'T SURPLUS E.E.B SIGNAL CORPS FIELD TELEPHONE**

A Private phone or intercom system. Easy to operate. Use any place that portable, 2-way communication is desired. Gives clear reception up to 15 miles. Operates on two standard batteries. Several phones may be used on the same line. Set contains a ringing generator, leather carrying case and phone. Each set is reconditioned & checked-out.

1495EA

Complete circuit - Set of 2 2950

Pay by Money Order or Check. P.O.'s accepted from D&B firms. 50% deposit with C.O.D.'s. Prices F.O.B. Los Angeles.

**WORLD'S MOST AMAZING BARGAIN CATALOG**

1954 EDITION—OVER 320 PGS

**SAVE UP TO 85% ON WAR SURPLUS**

Packed with SENSATIONAL VALUES in WAR SURPLUS, FACTORY CLOSE-OUTS and GENERAL MERCHANDISE!

Fully Illustrated. Packed with thousands of Bargains in Hand & Power Tools, Radio Speakers, Ear Phones, Electronics, Gadgets, Electric Motors & Blowers, all types of Hydraulic Equipment, Outdoor & Sports Equip., Cameras, Precision Instruments, Microscopes, plus many, many more.

Send 50c To cover the cost of Handling and Mailing. CREDITED to your first order.

**PALLEY SUPPLY CO.** 2263 E. VERNON AVE., DEPT. TV-10 Los Angeles 58, California

**KEEP YOUR EYES ON SALES**

Use monthly sales graphs that tell you day-by-day how you stand against quotas, monthly comparatives, etc. Annual sales thermometers, full color map U.S.A. plus space for meetings and closing dates. Full year control pad \$3.85.

THORNTON CO. Dept. RT-9  
1036 Peachtree Atlanta, Ga.

**NOW ONLY \$29.95**

**GENERATE YOUR OWN COLOR TV SIGNALS**

**Lincoln Color Bar Generator**

Crystal controlled R.F. generator produces a fully encoded color TV signal for checking operation of color receivers, color killers, chrominance channels, color purity, etc. Precision engineered for servicemen, distributors, research engineers, technicians. Makes all primary colors for adjustment of HUE, CHROMA. Covers all channels 2-13. Self-calibrating. No auxiliary equipment required. Simple to operate, full instructions.

Send coupon now - Money Back Guarantee Check or Money Order Positively No C.O.D.'s

Lincoln Rec., Inc. 84 Merrick Rd. Amityville, N. Y.

Lincoln Rec., Inc.  
84 Merrick Rd.  
Amityville, N. Y.

Please send \_\_\_\_\_ Generators at \$29.95 in.

NAME \_\_\_\_\_

ADDRESS \_\_\_\_\_

CITY \_\_\_\_\_ ZONE \_\_\_\_\_ STATE \_\_\_\_\_

**Certified Record Revue**  
(Continued from page 60)

advantage in this rather obvious music. Of course the big difference between this and the old Mercury is the sound. The EMI engineers did nobly by our Soviet friend and there is simply no comparison. The violin sound is clean and edgeless, the orchestral accompaniment full of rich sonority with splendid brass and percussion. A very "big hall" sound and a transparency to the recording that is unique and seems to be much favored by the EMI recordists. It would be interesting to hear other Soviet artists and orchestras recorded with the same modern techniques. I fear this is just wishful thinking. All in all a top-notch disc and highly recommended. The RIAA curve did not need adjustment.

**DUKAS**  
*THE SORCERER'S APPRENTICE*  
**FAURE**  
*PELLEAS ET MELISANDE*  
**ROUSSEL**  
*THE SPIDER'S FEAST*

Detroit Symphony Orchestra conducted by Paul Paray. Mercury "Olympian" MG50035. RIAA curve. Price \$5.95.

The redoubtable Paul Paray has made some lasting marks in recording despite his relatively small output. He follows the success of his "Bolero" and Franck "D Minor Symphony" with this version of the "Sorcerer's Apprentice." Rarely has a performance been so completely and obviously superior to all other competition. Even the formidable Toscauni is outgunned here! The principal reason lies in the absence of pretense and bombast which mars several of the other editions. This is frothy, lighthearted, and capricious and recalls nothing so much as the famous Disney portrayal of the work in his "Fantasia." Couple this gaiety and warmth with precise tempi and strong-willed accents and you have an unbeatable performance. The "Spider's Feast" is a delightful ballet given a vigorous but lighthearted performance by Mr. Paray, and is much superior to the older version on *Esoteric*. The Faure work is in marked contrast to the other pieces. A quiet, retrospective sort of thing, beautifully played with good taste and restraint. Throughout, the disc is typical Mercury sound. Tremendous dynamics in the "Sorcerer" along with plenty of spine-tingling transients. The "Spider's Feast" is full of dazzling hi-fi effects. Good acoustic perspective adds to a highly desirable disc. A slight cut in the treble control made the RIAA curve sound better to me.

**HINDEMITH**  
*DAS MARIENLEBEN*

Jennie Tourel, mezzo soprano with Erieh Itor Kahn, pianist. Columbia SL 196. NARTB curve. Price \$11.90.

One of the most profoundly beautiful song cycles ever written, this is one of the great recordings of the year. To those of you to whom Hindemith conjures up thoughts of his "Symphony in E" and "Kleine Kammermusik," with their complex scoring and dissonance, this will come as something of a surprise, which is not to say that "Das Marienleben" is not without dissonance. Dissonance is surely present, but when it is tempered with the lyric beauty in this work, it is hardly noticeable. Based on poems of the great Austrian poet Rainer Maria Rilke, Hindemith has created a work of great power and reverence. An important work from the standpoint of modern vocal composition, Hindemith has frequently revised it and the version herein recorded was finished in 1948. As a vehicle for the talents of Jennie Tourel, it is well nigh perfect. A difficult work to sing, this recording is a living tribute to Jennie Tourel's fabulous artistry. Breathing, intonation, inflection, articulation, all these problems and more are dealt with in a sure and certain manner, in a voice of exquisite beauty. Soundwise, this is far superior to the old recording on *Lyrichord*. What talents Frances James had were obscured by the miserable sound. Miss Tourel is miked rather "close-to" in this recording and the "presence" of her voice is uncanny. Wide frequency re-

October, 1954

LONG-PLAYING 33 1/3 R.P.M. HIGH-FIDELITY

# 8 MASTERPIECES

COMPLETE TO THE LAST NOTE!  
NO STRINGS ATTACHED! **\$1.00**

Without obligating yourself to buy another record, you can enjoy all advantages of trial membership.



Not \$1 each, but \$1 for all 8!

**SCHUBERT**

Symphony No. 8 (The "Unfinished"), Zurich Tonhalle Orch., Otto Ackermann, Conducting

**BEETHOVEN**

The Ruins of Athens (March and Choir), Netherlands Philharmonic Choir and Orch., Walter Goehr, Conducting

**BRAHMS**

Academic Festival Overture, Utrecht Symphony Paul Hupperts, Conducting

**MOZART**

Piano Concerto in E Flat, K 107, Artur Balsam, piano, Winterthur Symphony Orch., Otto Ackermann, Conducting

**BACH**

Tocatta and Fugue in D Minor, A. Schreiner; Organ of the Tabernacle, Salt Lake City

**WAGNER**

Die Meistersinger, Prelude, Act 1, Zurich Tonhalle Orch., Otto Ackermann, Conducting

**DUKAS**

Sorcerer's Apprentice, Utrecht Symphony, Paul Hupperts, Conducting

**MOUSSORGSKY**

Night on Bald Mountain, Netherlands Philharmonic, Walter Goehr, Conducting

**N**OW YOU can get a real start on a complete record collection. You get ALL EIGHT masterpieces—complete to the last note—for only \$1.00. NOT \$1 each, but \$1 for ALL EIGHT!

Of course, this price bears no relation to the value of the recordings. Even for TWENTY times that amount, you could not buy these masterpieces in recordings of equal quality.

**Why We Make This Amazing Offer**

We were FORCED to make this "give-away" offer . . . for only by putting our recordings in your hands can we convince you how extraordinary their tonal quality is. Performed by internationally-renowned orchestras, conductors, and soloists. Custom-pressed on the purest vinyl plastic. Reproduced with a fidelity of tone which encompasses the entire range of human hearing . . . 50 to 15,000 cycles!

**HOW CLUB OPERATES:** As a trial member, you are not obligated to ever buy another record from us. You do, however, have the right to try—free of charge—any of the Society's monthly selections which interest you. You receive prior notice of these. You pay nothing in advance. And you are not obligated to keep those you try . . . even after you have played them and read the interesting music notes which accompany each selection. You pay only for those which—after having tried them—you decide you really want to own. And for these, you pay only the low member's price of \$1.50 per long-playing disc, embodying on the average about 40 minutes of music by the great masters. A saving of about 2/3 off the usual retail price!

Think how much beauty and serenity these recordings will add to your life—at a trifling cost. Think what a cultural advantage your children will gain by having great music as an everyday inspiration.

**Mail Coupon Now**

We obviously cannot keep "handing out" such magnificent long-playing recordings indefinitely. Production capacity limits the membership rolls; once filled the offer has to be withdrawn. So avoid disappointment. Rush coupon with a dollar today. *The Musical Masterpiece Society, Inc., Dept. 4710, 43 West 61st Street, New York 23, N. Y.*

**FREE** "Music in Your Home" by Olin Downes

Mail coupon at once to receive, FREE, fascinating brochure by dean of American music critics. A guide to the valuable program notes and musical annotations which come free with every selection.



The Musical Masterpiece Society, Inc. Dept. 4710 43 West 61st Street, New York 23, N. Y.

**ALL 8 MASTERPIECES—\$1.00**

Here is my dollar in complete payment; please send me ALL 8 of the masterpieces listed above and enroll me as a trial member. Send me notice of future selections which I may try for 5 days without cost or obligation. For those future l.p. discs I decide to keep after I have tried them, I will pay only the special member's price of \$1.50 each, plus few cents shipping. I may cancel my trial membership at any time.

Name.....  
Address.....  
City..... State..... 4710  
In Canada address: 686 Bathurst St., Toronto 4, Ont.





# McGEE OFFERS \$100,000 STOCK OF CUSTOM RADIO CHASSIS

NEVER BEFORE AT SUCH LOW PRICES! EVEN SAVE ON COAXIAL SPEAKERS AND RECORD CHANGERS



(A) MALLCRAFTERS S-78A

(B) JACKSON FABC

(C) JACKSON AM9A

## 11-TUBE FM-AM HALLICRAFTERS

Regular \$89.50

McGEE'S SALE PRICE

**\$69<sup>95</sup>**

LESS SPEAKER

### ★ HIGH FIDELITY ★ AUTOMATIC FREQUENCY CONTROL

(A) Hallcrafters Model S-78A, 11 tube FM-AM superhet custom chassis. Size 7 3/4" x 12 1/2" x 11" deep. Complete with tubes, knobs, escutcheon, diagram and instructions. Receives broadcast 540 to 1700 kc, plus FM 88 to 108 mc. AFC holds FM stations in perfect tune. Output transformer matches 3.2 ohm or 500 ohm. High fidelity response, 50 to 14,000 cps. Bass boost tone control. A full 11 tube transformer powered chassis with push-pull 6K6 audio. This chassis found in 3400 to 5600 radio combinations. Has input for crystal phono pickup. Self-powered preamplifier necessary for G.E. variable reluctance cartridge, \$3.95 extra.

S-78A Hallicrafter 11 tube FM-AM chassis. Ship. wt. 22 lbs. ....\$69.95  
S-78A Hallicrafter with our CU-14Y 12" coaxial PM speaker.....\$79.95  
S-78A Hallicrafter with our P15-CR 15" coaxial PM speaker.....\$89.95  
3/352 Collaro 3 speed record changer, less cartridge, \$38.95 extra.  
3/352 Collaro 3 speed changer with G.E. RPX-052 Golden Treasure cartridge, \$58.95 extra.  
45 RPM spindle for Collaro changer, \$2.50 extra.

PICK YOUR CHASSIS FROM THESE THREE EACH ONE AN OUTSTANDING McGEE VALUE!

## 9-TUBE HI-FIDELITY \$39<sup>95</sup>

RECEIVES BROADCAST 550 TO 1650 K.C.

12 Watts Audio • Separate Tone Controls

(C) Jackson Model AM9A, 12 watt high fidelity audio amplifier and broadcast tuner combined, at less than you would normally pay for the amplifier alone. Push-pull 6V6 output. Frequency response from 50 to 15,000 cps. Inputs for crystal or G.E. variable reluctance pickup and crystal or dynamic microphone. Separate bass boost and treble Radio-Phono switch on front of chassis. Slide control output transformer matches 3.2 or 8 ohm speaker. Heavy duty 150 mil power transformer, 9 1/2" illuminated slide rule dial with etched glass scale, 3 gang condenser with tuned R.F. stage and loop antenna. Receives broadcast 550 to 1650 kc. Size 13" long, 6" high and 9 1/2" deep. Complete with tubes; 2-6BE6, 6AU6, 6BE6, 6X4, 6AT6, 2-6V6 and 5Y3. Knobs, escutcheon, diagram and instructions included.

Model AM9A, Hi-Fi amplifier and tuner. Ship. wt. 19 lbs. Sale price, \$39.95  
Model AM9A with our CU-14Y 12" coaxial PM speaker, both for \$49.95.  
Model AM9A with our P15-CR 15" coaxial PM speaker, both for \$59.95.

## 8-TUBE JACKSON FM-AM \$39<sup>95</sup>

REGULAR \$59.95 VALUE- ONLY 1000 TO SELL

(B) Model FABC, Jackson 8 tube FM-AM custom chassis. Receives broadcast 540 to 1600 kc, and FM 88 to 108 mc. 9" etched glass slide rule dial. Chassis size 7" x 13" x 7" high. Full superhet circuit with AVC. Complete with tubes; 12A7T, 6BE6, 2-6BA6, 6AL5, 6AT6, 6AQ5 and 6X4. Output transformer matches 3.2 or 8 ohm speaker. Input for crystal pickup with radio-Phono switch on front of chassis. Full size "High-Q" ferrite loop stick antenna mounted on chassis. Separate antenna for FM. Has bass boost tone control. Knobs, escutcheon, diagram and instructions included.

Model FABC, 8 tube FM-AM radio chassis. Ship. wt. 12 lbs. Sale price \$39.95.  
Model FABC with our CU-14Y 12" coaxial PM speaker, both for \$49.95.  
Model FABC with our P15-CR 15" coaxial PM speaker, both for \$59.95.



McGee's Famous  
12 AND 15 INCH COAXIAL P.M.  
HIGH FIDELITY SPEAKERS

**\$12<sup>95</sup>**      **\$23<sup>95</sup>**

12-Inch Model CU-14Y      15-Inch Model P15-CR

Model CU-14Y, 12" high fidelity coaxial PM speaker. Response from 30 to 17,500 cps. Full 6.8 oz. Alnico V magnet in the 12" woofer. Special coaxially suspended high frequency tweeter. Built-in crossover network. Only two wires to connect to your radio or amplifier. Matches 3.2 to 8 ohm output. Don't confuse this speaker with many cheap speakers that are offered. This is a fine quality speaker. Stock No. CU-14Y. Sale price \$12.95 each, two for \$25.00.

Model P15-CR, 15" high fidelity coaxial PM speaker. Response down to 20 cps. and up to 17,500 cps. Full 2 1/2 oz. Alnico V magnet in the 15" woofer. Specially made, coaxially suspended 5" high frequency tweeter. Built-in crossover network. Only two wires to connect. Matches 3.2 to 8 ohm output transformer. A regular \$62.50 list speaker. Model P15-CR, McGee's Sale Price, \$23.95.

## REG. \$48.75 COLLARO CHANGER

3-SPEED HI-FI, IMPORTED FROM ENGLAND

McGEE'S SALE PRICE **\$38<sup>95</sup>**

Regular \$68.00 list Collaro Model 3/352, 3 speed automatic record changer on sale at McGee for only \$38.95. Famous imported English changer popular among audio enthusiasts all over America. Plays all 3 sizes and all 3 speeds. Interchange 10" and 12" records of the same speed. Shuts off automatically after the last record. Heavy duty motor and turntable gives even speed operation. Rubber pallet on turntable. Compensating spring shifts tone arm for SP and standard records. Plug-in head can be fitted with your favorite high fidelity cartridge. Each changer shipped with a complete service sheet. Large 45 RPM spindle \$2.50 extra. Changer size, 14 3/4" long, 12 1/2" wide, 4 3/4" above motor board and 2 1/2" below. Ship. wt. 20 lbs. Model 3/352 Collaro changer, less cartridge \$38.95. With G.E. RPX-052 Golden Treasure variable reluctance cartridge \$58.95.



## ENGLISH GARRARD CHANGERS

RC-80 WITH GE \$68<sup>51</sup>      RC-90 WITH GE RPX-052 \$88<sup>11</sup>

Garrard "Triumph" Model RC-80, 3 speed automatic record changer. Plays all 3 sizes automatically and shuts off after last record. Heavy duty AC phono motor and weighted turntable gives constant speed. Muting switch silences pickup during change cycle. Complete with two separate plug-in shells for either crystal or G.E. variable reluctance cartridge. Overall size, 13 1/2" wide, 15 1/2" deep and 8" high. 2 1/2" below motor board and 5 1/2" above. 105-125 vlt. 160 cycle AC. Ship. wt. 20 lbs. Large 45 RPM spindle \$3.43 extra. Model RC-80 Garrard changer, less cartridge \$48.51. With flip-over crystal cartridge \$52.46. With RPX-052 G.E. Golden Treasure cartridge \$68.51.

Garrard "Crown" Model RC-90, new 3 speed automatic record changer. All of the features of the RC-80, plus many new developments. Has new adjustable speed control to regulate speed faster or slower on all 3 speed settings. Muting switch silences pickup during change cycle. New 4 pole heavy duty AC motor and heavy turntable eliminates wow. Complete with two separate plug-in shells for either crystal or G.E. variable reluctance cartridge. Finished in cream and brown. 15 1/2" long, 13 1/2" wide, 5 1/2" above motor board and 3 1/2" below. Ship. wt. 19 lbs. Large 45 RPM spindle \$3.43 extra. Model RC-90 Garrard changer, less cartridge \$68.11. With flip-over crystal cartridge \$72.06. With G.E. Golden Treasure variable reluctance cartridge \$88.11.

**SALE!**  
**RADIO PHONO COMBO CABINETS**  
For \$800.00 Class Sets (Pictured to the Left)

**WALNUT RADIO-PHONO-CABINET**  
Made for \$900.00 Class Capehart Cost Over \$200.00 to Build **\$79<sup>95</sup>**

No. K-275 (left illustration). Walnut radio-phono cabinet 42" h. 42" w. 22" deep. Made for Capehart selling for \$900. Radio chassis area 14" h. 11 1/2" w. Changer compartment 14" x 26" w. 12" baffle completely enclosed. Cabinet weighs approx. 175 lbs. Ship. wt. 275 lbs. Sale Price \$79.95.

**WALNUT RADIO-PHONO CABINET**  
Made for \$700.00 Class Capehorts **\$59<sup>95</sup>**


B-1758 (right illustration). Walnut radio-phono cabinet 37" h. 40" w. 21" deep. Radio area 14 1/2" wide. Changer compartment 25 1/2" wide. Hinged top lifts in two sections. Baffle for 2 12" speakers. Made for \$700 Capehart combination. Ship. wt. 160 lbs. Sale Price \$59.95.

**\$100.00 LIST BUICK AUTO RADIO \$44<sup>95</sup>**

**6 AND 12 VOLT MODELS**

No. 981320. 7 tube 6 volt Buick radio. Custom made for '50, '51, '52 Buick. Also '53 Buick. Cost over \$100 retail. Magic Selectronic single push-button tunes set electronically. Built-in 8" speaker, tone control, PP 12V8 audio. Ship. wt. 20 lbs. Sale price \$44.95.

No. 981323. 8 tube 12 volt Buick radio. Custom made for all '53 Buicks except the Special. Cost over \$100 retail. Magic Selectronic single push-button tunes set electronically. Built-in 8" speaker, tone control, PP 12V8 audio. Ship. wt. 20 lbs. Sale price \$44.95.



## TELEVISION CONSOLE CABINETS AT LESS THAN FACTORY COST!

FOR YOUR TV CHASSIS—MODELS FOR 27 INCH TO 16 INCH CHASSIS

- 27" MAHOGANY FULL DOOR CAB. . \$69.95**  
(a) No. 27-MA. Mahogany with full doors for 21", 24" and 27" TV. 43" h. 30 1/4" w. 23" deep. Chassis area 27 3/4" w. 25" h. 18 1/2" deep. Baffle for 10" speaker. A beautiful cabinet that cost the factory over \$100. Made for a \$600 TV set. Ship. wt. 90 lbs. Sale price \$69.95. Blank panel \$5.00 extra.
- 27" 3/4 DOOR MAHOGANY CAB. . . \$69.95**  
(b) No. 27-3/4MA. Mahogany with 3/4 doors for 21", 24" and 27" sets. 43" h. 31 1/4" w. 22 3/4" deep. Chassis area 27 1/2" w. 26 3/4" h. 21" deep. Baffle cut Made for one of America's largest TV builders. Cost over \$100. Ship. wt. 90 lbs. Sale price \$69.95. Blank panel \$5.00 extra.
- 21" MAHOGANY FULL DOOR CAB. . . \$44.95**  
(c) No. 21-FDT. 21" full door mahogany. 39" h. 27" w. 22" deep. Chassis area 24" w. 21 1/2" h. 18 3/4" deep. Baffle for 10" speaker. Ship. wt. 80 lbs. Made for a \$395 set by a famous TV factory. Ship. wt. 75 lbs. Sale price \$44.95.
- 21" MAHOGANY CAB. . . . . \$29.95**  
(d) No. 21-OFM. 21" Mahogany open front. 37" h. 25 1/2" w. 20 1/2" deep. Chassis area 24" w. 21 1/2" h. 18 3/4" deep. Baffle for 10" speaker. Ship. wt. 80 lbs. An attractive well proportioned cabinet on sale at only \$29.95. Ship. wt. 65 lbs. Sale price \$29.95.
- 17" MAHOGANY FULL DOOR CAB. . . \$29.95**  
(e) No. AH-430. Mahogany with full doors 36" h. 24" w. 21 1/4" deep. Chassis area 22" w. 17 3/4" h. 18 3/4" deep. Blank panel. Holds 17" TV easily. Baffle for 10" speaker. Ship. wt. 80 lbs. On sale at less than it cost a famous TV factory. Sale price, \$34.95.
- 17" WALNUT 1/2 DOOR CABINET . . . \$29.95**  
(f) No. AH-85A. Walnut with half doors. 36" h. 20 3/4" w. 21 1/2" deep. Chassis area 19" w. 18 1/4" h. 18 3/4" deep. Blank panel. Will hold most 17" sets. Baffle cut for 10" speaker. Ship. wt. 80 lbs. An attractive well proportioned cabinet on sale at only \$29.95.
- 17" TV CAB. WITH PHONO DRAWER \$19.95**  
(g) No. SE-21. TV-phono comb. 40" h. 24" w. 18 1/2" deep. Blank panel. TV chassis area 19" h. 20 3/4" w. Changer drawer 19 3/4" w. 13" deep. Baffle for 10" speaker. Mahogany finish. Ship. wt. 75 lbs. Sale price \$19.95.

**MIKE-PHONO-BROADCAST OSCILLATOR \$79<sup>95</sup>**

Sensational new 1955 model microphone-Phono oscillator for the broadcast band. Have own miniature radio station that broadcasts only in your own home. Plug in to 110 volt house current. Input jacks for crystal mike or record player. Priced with tubes 12K8 and 70L7. Stock No. LE-3. Ship. wt. 3 lbs. Sale price \$7.95. Crystal mike and desk stand \$4.95 extra.

# McGEE RADIO COMPANY

F.O.B. KANSAS CITY SEND 25% OR P.O. BILL REMITTANCE WITH ORDER. BAL. SENT C.O.D.

OUR NEW ADDRESS IS 1901 McGEE St., KANSAS CITY, MISSOURI



New, 300-page  
Centralab  
Control Guide  
No. 14

## Here's the place to look

when you want service facts  
on **any** radio or TV control

At your  
Centralab distributor... \$1.50

Here's the only up-to-date reference  
book that lists *all* the radio and  
television controls used since 1927  
by every set manufacturer. Just look  
at this *partial* table of contents:

- Centralab Control catalog pages.
- Popularity listing of stock television controls.
- Index of television manufacturers.
- Complete television guide listings.
- Popularity listing of stock radio and audio controls.
- Index of manufacturers of radios and audio equipment.
- Complete radio guide listings.
- Complete audio guide listings.
- Control replacements listed by part number.
- Complete specifications of CRL custom controls.
- Cross-references from CRL numbers to manufacturers' numbers, with popularity listing.
- Listing of discontinued Centralab part numbers and current replacements.
- Cross-reference of control manufacturers' part numbers.
- Complete listings on the new "Fastatch" Duals and "Snap-Tite" Controls.

We miss our guess, if you don't find the Centralab Volume Control Guide No. 14 one of the most helpful working tools you have — in the time it saves you — and in the money it saves you.

Ask your Centralab distributor to let you see a copy. See if you don't agree that it's the biggest dollar-and-a-half's worth you've run across in a long, long time.

Then take advantage of this bargain, as a sound investment in your business.

# Centralab

G-4354

lovers. Splendid reproduction throughout. Try this for something different.

### BIZET CARMEN (ORCHESTRAL SCENARIO)

Andre Kostelanetz and his orchestra.  
Columbia ML4826. NARTB curve. Price  
\$5.95.

We've had the plain old *opera* "Carmen," the "Carmen" *suite*, and now (thanks to Mr. Kostelanetz) we have "Carmen" as an *orchestral scenario*. Which certainly proves the popularity of this work. One might expect this sort of thing to be a "cornball." Such is happily not true. Actually this music merely does the familiar *suite* one better; it represents the entire score in orchestral terms. Kostelanetz, who is usually railed against for his saccharine sweetness and over-lush orchestration, plays it close to the vest here, and except for an occasional lapse into his "idiom" does a straightforward and commendable job. The sound is very good indeed. In fact as far as sound is concerned, this is head and shoulders above any other "Carmen" disc in the catalogue. String tone, brass, woodwinds, and percussion—all are reproduced with startling clarity. Another disc which should be popular with a great many people and especially, the beginning hi-fi addict. No adjustment to the NARTB curve was needed.

### CHARPENTIER MAGNIFICAT IN D AND OTHER WORKS

The Chamber Orchestra of the Concerts Padeloup, The Choral of the Jeunesses Musicales de France with soloists, conducted by Louis Martini. Haydn Society HSL102. NARTB curve. Price \$5.95.

This is a follow-up to the sensational Charpentier "Te Deum," with which the *Haydn Society* began the Charpentier renaissance last year. This recording is continuing proof of the *Society's* wisdom in this undertaking. While this "Magnificat" is not as exciting as the "Te Deum," it has its own appeal in its fabulous scoring. Five soloists and two choirs and two orchestras are used with organ continuo. A very dramatic work, this should find favor with those of you who incline towards the baroque. There are five other works on this disc such as an "Offertory" and a magnificent "Salve Regina." All the forces in the recording exhibit a very high degree of musicianship. The dedication in their work is splendidly evident. Sound is generally good. Strings are somewhat edgy at times, some choral/orchestral "fusion" occurs. Excellent woodwind reproduction and for good measure the pedal in the organ continuo is properly sonorous. Slight treble cut helped the NARTB curve. Good surfaces.

### RACHMANINOFF PIANO CONCERTO NO. 2 PRELUDE IN G MINOR PRELUDE IN G MAJOR

Geza Anda, pianist, with the Philharmonia Orchestra conducted by Aleco Galliera. Angel 35093. RIAA curve. Price \$5.95.

I strongly urge you to listen to this recording. Just once in a long while is an oft-recorded warhorse given new life. I really feel this is the best version on records today. I hesitate to say definitive... there are a few shortcomings here and there. In the main the recording is characterized by two things. One is the completely surprising artistry of this young pianist Geza Anda. His reading is so well-paced, so beautifully modeled, he makes some of his competition sound like plodding amateurs. Listen to his sensitiveness and restraint in the 2nd movement and you'll see what I mean. The other thing that is outstanding on this record is the sound. Paradoxically, this is also one of its shortcomings! The piano is simply fabulous. A more realistic and beautifully liquid tone would be hard to imagine. The attacks are properly percussive, but without any harshness or ringing. The orchestral accompaniment is superbly balanced, the whole wide range, but not in the "trumped up" spectacular sense. The only thing that mars this sonic picture is the acoustic perspective. Reverb time has been cut to the

## QUARTZ CRYSTALS

FT-243-.093" PIN DIA.—.486" PIN SPC

FOR HAM AND GENERAL USE • GUARANTEED

4035 5500 5925 6425 7450 7673 7900	1015 6175 7000 7425 8425
4080 5675 5940 6673 7473 7675 7906	2125 6200 7025 7440 8450
4110 5700 5950 6675 7475 7700 7925	3500 6440 7050 8025 8475
4165 5706 5973 6700 7500 7706 7940	3735 6450 7075 8050 8500
4190 5725 6240 6706 7506 7720 7950	3800 6473 7100 8075 8525
4280 5740 6250 6725 7525 7725 7973	3885 6475 7125 8100 8550
4300 5750 6273 6750 7540 7740 7975	3940 6500 7150 8125 8575
4397 5773 6275 6775 7550 7750 8225	3990 6506 7175 8150 8600
4490 5806 6300 6800 7573 7773 8250	6000 6550 7250 8173 8625
4495 5840 6325 6825 7575 7775 8273	6025 6573 7300 8175 8650
4930 5850 6340 6706 7506 7720 7950	6050 6575 7306 8200 8700
5030 5852 6350 6875 7606 7825 8300	6075 6600 7325 8340 8733
5205 5873 6373 6900 7625 7840 8375	6100 6606 7340 8350
5300 5875 6375 6925 7640 7850 8630	6125 6625 7350 8375
5385 5880 6400 6950 7641 7873	6140 6640 7375 8380
5485 5906 6406 6975 7650 7875	6150 6650 7400 8400

49c each—10 for \$4.00 | 99c ea. 10 for \$8.00

Low Frequency—FT-241A for SSB, Lattice Filter etc., .093" Pins, .486" SPC, marked in Chan- nel Nos. 0 to 79, 54th Harmonic and 270 to 389, 72nd Harmonic. Listed below by Fundamental Frequencies, fractions omitted.	CR- 1A SCR	FT171B BC-610 2 Banana Plugs 3/4" SPC
370 393 414 437 501 522 400 461	5910	2030 2220 2360 3202 3570
372 394 415 438 502 523 440 462	6370	522
374 395 416 481 503 525 441 463	6450	2045 2258 2390 3215 3945
375 396 418 483 504 526 442 464	6470	2065 2260 2415 3237 3955
376 397 419 484 505 527 444 465	6497	2082 2282 2435 3250 3995
377 398 420 485 506 529 445 466	6522	2105 2290 2442 3322
379 401 422 486 507 530 446 468	6547	2125 2300 2532 3510
380 402 423 487 508 531 447 469	6610	2145 2305 2545 3520
381 403 424 488 509 533 448 470	7350	2155 2320 2557 3550
383 404 425 490 511 534 450 472	7380	
384 405 426 491 512 536 451 473	7390	
385 406 427 492 513 537 452 474	7480	
386 407 429 493 514 538 453 475	7580	
387 408 430 494 515 454 476	7810	
388 409 431 495 516 455 477	7930	
390 411 433 496 518 457 479		
391 412 435 497 519 458 480		
392 413 436 498 520 459		

8C748 TUNING  
UNITS, CHAN-  
NELS 10 AND 12  
—foundation coils  
and condenser for  
80 meter VFO or  
exciter—less xials  
98c  
SEE ARTICLE BY  
W3PPQ IN  
MARCH '54 CQ.

add 20c postage for  
every 10 crystals (or less)

49c each—10 for \$4.00 | 99c each—10 for \$8.00

Please state second choice  
Spec.—200 KC without holder—59c, 3 for \$1.50

Spec.—200 KC or 500 KC in FT241A Holder, \$1.79 ea.

# SUN

PARTS DISTRIBUTORS, LTD.

520 TENTH ST. N. W.—WASH. D. C., DEPT. N

## Mobile Antennas



Engineered by Premax  
Increase Signal Strength

Premax Center Loaded Antennas for mobile installations offer a most economical rig that will materially increase signal strength. Can be used for 10 to 75 meters by shorting out. Ask your radio jobber or write direct.

**PREMAX PRODUCTS**  
DIVISION CHISHOLM-RYDER CO., INC.

5423 Highland Ave.

Niagara Falls, N. Y.

RADIO & TELEVISION NEWS

bone and there is barely enough left to sustain the "presence." Fortunately, it is not altogether dead and this saves the piano tone from excessive "dryness." A second or two more of reverb and this would have been an even better recording than it is. If you don't own this work as yet, or you're looking for a replacement, you won't go wrong on this.

**GOUNOD**

**ROMEO ET JULIET**

Janine Micheaux as Juliet; Raoul Jobin as Romeo with chorus and orchestra of Theatre National De L'Opera conducted by Albert Erede. London LLA-18. RIAA curve. Price \$17.85.

The first recording on LP of this romantic opera and one that is going to be very hard to beat in subsequent versions. In fact after a good listening session with this album, I would think it most imprudent of anyone to try and improve upon it. Yes, it is that good! The winning combination of the talented Janine Micheaux and Raoul Jobin and the native fluency of the chorus of the Theatre National, is but one of the reasons for this superiority. In matters of sound, this is probably the finest opera recording yet produced. The soloists and chorus are blessed with the proper acoustic perspective that allows for clear, concise, diction. The orchestra sounds particularly good, with plenty of dynamic shading and wide frequency response. Above all, a nearly perfect balance is maintained; the vocal elements never fight with the orchestra but blend into a smoothly splendid sonic picture. Highly recommended.

**TAYLOR, DEEMS**

**THROUGH THE LOOKING GLASS**

Eastman Rochester Symphony Orchestra conducted by Howard Hanson. Mercury MG40008. RIAA curve. Price \$5.95.

Mercury continues its "American Music Festival Series" with this first LP recording of this delightful Deems Taylor score. There was an old 78 rpm set of this work years ago, that was highly prized by collectors. A more up-to-date recording has been needed for a long time and this one fills the bill to perfection. A series of five "pictures" from Lewis Carroll's fantasy which depicts the further adventures of "Alice in Wonderland," is set to some highly original and some highly derivative (and amusing) music by Mr. Taylor. With tongue in cheek he essays the use of Wagner's "Parsifal" and "Die Meistersinger" in the Jabberwocky scene and cavorts musically in other spots as well. A highly listenable work, it should be a favorite with you hi-fi fans as there is an absolute wealth of wonderful material here. This is the usual Mercury recording with the clean strings and the bright brass and the incredible percussion. Very weighty and sonorous in parts and with some fantastic dynamics. A real killer-diller! RIAA curve did not need adjustment. Quiet surfaces.

**STRAUSS, JOHANN AND JOSEF**

**NEW YEAR CONCERT 1951**

Vienna Philharmonic Orchestra conducted by Clemens Krauss. London LL970. RIAA curve. Price \$5.95.

This has been an annual event for some years now, and it is sad to realize that Clemens Krauss will not be with us next year. Ever more keenly is his death being felt. As in the past, this is an outstanding recording from every aspect. Krauss' conducting is a labor of love and is magnificent, the repertoire is well chosen, the orchestra plays like angels and the sound is typical of the very best London. It is perhaps most fitting that this, one of Viennese Krauss' last recordings, should contain the great "Blue Danube," which is afforded a heart-warming, a great performance. There are plenty of light frothy tunes here, and the feeling of "Gemutlichkeit" is everywhere. Some wonderful reproduction here, especially in the number called "Plappermaulchen" (chatter-box). Great soaring strings, and solid and accurate percussion are noteworthy. If your wife says she doesn't like hi-fi, try this one on her!

That's all for this month—we'll be back next month with a whole new batch of records and tapes for review.

**GIANT CELEBRATION!!**  
**We're MOVING** **SO ALL PRICES ARE COMING DOWN**

This is going to be a real celebration! Yes, we're mighty happy to be moving to larger quarters right in the center of the city (125) W. 17th St.—just off Ave. of the Americas). First of all, we'll have lots more room to display our many sensational buys. Second, because our giant warehouse and reconditioning dept. will be on the premises for immediate service. Third, because our location will be convenient to all transportation. So come on down and look us over! And in the meantime, check our sensational new lower prices—announced in this ad for the first time.

**TUBES 60% TO 90% OFF LIST!**

**SPECIAL-OF-THE-MONTH!** 12L8—20c ea. 6 for \$1.00 Same as 1644 tube.

0D3 VR150	.49	15R	.35	836	3.50
2B22	.23	39 44	.19	837	1.99
2C26	.09	114B	.19	841	1.19
2C26A	.09	215A	.09	843	.15
3B22	.89	221A	.19	864	.19
3D6	.29	316A	.19	1626	.19
6B96	1.15	388A	.49	1633	.19
6K8	.55	471A	.99	7193	.19
6SL7	.49	512A	.99	E1148	.19
7C4	.29	722A	.79	RK34	.79
12C8	.49	826	.29	VR92	.14
12L8	.20	832A	5.45	VT127	.09

**PRICES SLASHED!!**

HS-33 HEADSET used	.....\$1.49
ENGLISH TYPE, #55	.....10
FL-5 RADIO FILTER used	.....49
CR-1A/AR CRYSTALS—8036,25KC, 8001,43KC, 8258,57KC—Brand New	.....each .49

**SAVE! SCR-522 RECEIVERS** less oscillator assembly, frequency shifter and tubes. Contains all Coils, Transform. ers, Resis- tors, Con- densers and other valu- able parts. each SPECIAL! 2 for \$8.00

**MULTI-TESTER FOUNDATION BIAS METER** 1-97A Complete, B r a n d New. Special! \$499

**CHECK OUR NEW LOWER PRICES!**

SCR-274N COMMAND and ARC-5 EQUIPMENT RECEIVERS

BC 453—190 to 550 KC	EXCELLENT USED \$19.95	NEW \$39.95
BC 454—310 to 6 MC	12.95	19.95
BC 455—6 to 9 MC	9.95	17.95
1.5 to 3	19.95	

**TRANSMITTERS**

A-958—21 to 3 MC	12.95	24.95
BC 457—4 to 5 MC	7.95	11.95
BC 458—5 to 7 MC		19.95
BC 459—7 to 9.1 MC		19.95
T-15 ARC 5—500 to 800 KC		

**ADDITIONAL EQUIPMENT**

BC-456 Modulator	4.95
BC-450 Control Box (3 Receiver)	1.75
BC-451 Control Box (Transmitter)	1.49
BC-442 Relay Unit (ART)	4.95
Flexible Shifting with seat to fit receivers	1.75
3 Receiver Rack	1.49
Shock Mount for Receiver Rack	1.99
2 Transmitter Rack	3.49
Single Transmitter Rack	2.99
DM-33 Dynamotor for Command Set	3.95

**CR-1741 BUD DE LUXE CABINET RACKS**

Overall Height 19 9/16". Panel Space 8 3/4". Black Crackle Finish. \$6.95 Below Dealer's Cost!

**BC-357 RADIO BEACON RECEIVER**

UHF Aircraft Receiver with frequency range from 62 to 80 mc for receiving 75 mc marker beacon signals. Power requirements are 24 volts DC at .158 amps and 220 volts at 4.5 milliamps. Used \$4.95

**MINIMUM ORDER \$2.00**

Immediate delivery—send 25% deposit on C.O.D. orders. If sending full remittance, allow for postage and save C.O.D. charges. All shipments F.O.B. N.Y.C. warehouse. (N.Y.C. residents add sales tax.)



**FREE!**  
**ON ALL PURCHASES OF \$10 OR MORE**  
**AUTOMATIC BATTERY FILLER**

Made by leading Detroit Auto Mfg. Doubles battery life over ordinary care, prevents battery break-down, fits all cars, instantly installed.

**ELECTRIC MEGAPHONE SYSTEM**



For Rural Areas, Hotels, Commercial Steamers, Ball Parks, Etc.

U. S. NAVY type PAE-1 Electric Megaphone equipment is designed for voice reinforcement in much the same manner as, but to a greater degree than, the familiar acoustic megaphone. Consists of Megaphone Unit which combines a microphone and reproducer in a single assembly. Portable Amplifier which electrically amplifies the output signal of the microphone section of the megaphone and feeds this amplified signal to the reproducer section. Charging Rack for recharging the self-contained storage battery of the portable amplifier. BRAND NEW—A TREMENDOUS VALUE! DEMONSTRATION GIVEN AT PLATT'S \$129.50 STORE

**TUNING UNITS—BRAND NEW**

TU-25 and TU-18 Tuning Units from the HC-223 Transmitter. Freq. range of TU-25: 3,500 to 5,250 KC. Freq. range of TU-18: 3,000 to 4,500 KC. ONLY \$3.95 each. METAL CASES to hold above Tuning Units. \$1.00 ea.

**INTERPHONE AMPLIFIER, BC-347-C, NEW \$2.95**

**LOCALIZER RECEIVER, 733-D, NEW 29.95**

**BC-221 Frequency Meter**

Real Value! QUANTITY IS LIMITED—no first come, first served. They are just like new, with original calibration charts, Range 125-20,000 KC with crystal check points in all ranges. Complete with crystal and tubes. \$139.50

Standard with AC power supply \$159.50  
MODULATED TYPE \$179.50  
MODULATED TYPE with AC Power Supply \$199.50  
Limited quantity of BRAND NEW MODULATED FIELD RECEIVER \$210.00

These Frequency Meters are factory treated, checked for frequency alignment and GUARANTEED.

**Field Telephones** Army surplus, plus, completely reconditioned and electrically tested, using 2 flash-light cells and a pair of inter-connecting wires. GLAIR-A N T E R D. Like new \$1995

**TELEGRAPH KEYS**

J37	.....\$ .99
J38	..... .99
J41	..... .99
J45	..... 2.99

**HEADSETS**

HS-23 high impedance, BRAND NEW with ear pads. \$4.65  
HS-33 low impedance, BRAND NEW with ear pads, cord and PL54 PLUG \$6.65  
CH-307A Cord, 6 ft. 1.10  
HS-16 high impedance—used. .98

**HEADSET ADAPTER MC-385**

Used with headsets HS-33 or HS-3N—raising the impedance from low to high. Comes complete with PL 56 PLUG. ONLY 49c

**MICROPHONE SUPER-SALE**

T-44 MIKE—magnic-type consisting of Mike Unit MC-253, Cord CO-287, Plug PL-179 and Jack JK-24	.....\$1.19
T-45 MIKE—Carbon Lap Mike	..... 1.75
T-17 MIKE—Carbon—BRAND NEW	..... 9.25
TS-13 HANDSET—BRAND NEW	..... 1.95
T-12 Western Electric Carbon Hand Mike with Cord & PL-68 Plug. BRAND NEW	..... 1.95

**PLATT ELECTRONICS CORP.**  
Dept A, 125 WEST 17th ST., NEW YORK 11, N. Y.  
PHONE: CH 2-1100

# AT LAST LORAN

FINE QUALITY  
NAVIGATIONAL  
EQUIPMENT



Marine or Airborne LONG RANGE Navigational equipment! Determine the exact geographic position of your boat or airplane!

The LORAN system enables a navigator to determine the exact position of his craft accurately and quickly. The accuracy of the system and the speed at which readings may be taken and interpreted make the system particularly useful in any trans-oceanic boat or airplane. The complete LORAN system is made up of internationally located ground stations which provide a special radio signal pattern solely for LORAN usage. The AN/APN-4 system receives these signals and translates them into information useful to the navigator. Accurate geographic positions may be located up to 1200 miles from any LORAN transmitting facility. Complete installation weighs less than 100 pounds. Accurate and dependable navigation available 24 hours per day!

For the FIRST TIME...  
LATEST "B" MODEL  
complete BRAND NEW  
installations.

Consisting of:

- ID-6B/APN-4 Indicator
- R-9B/APN-4 Receiver
- PE-206 Inverter
- Set of PLUGS
- VISOR for Indicator
- Reproduction of original Technical Manual outlining operation, installation, and servicing.

**\$129.50**

Complete as  
Described

EXPORTERS AND FLEET OPERATORS: We solicit your inquiries for this and like equipments.

ID-6A/APN-4 Loran Indicator. Uses 5CP1 Cathode Ray Tube. Easily converted to test oscilloscope, panadapter, analyzer, visual counter, etc. Contains extremely accurate 100 KC crystal to time sweeps and marker pipes at 2, 20, and 100 KC or 50, 500, and 2500 microseconds. Two parallel sweeps, time differences on pass-band curves, and numerous other scope uses. Use the counter circuits for FM demodulation, or to time camera shutters, etc. Double deck chassis, 5CP1 mounted in full tube shield, lots of octal sockets (used 25 tubes). Plenty of room to build on any scope circuits you can dream up. Contains 22 pots, loads of switches, condensers, transformers, small parts. Less small tubes, COMPLETE with 5CP1, Crystal, and schematic in cabinet 19 1/2" x 9" x 11 1/4". BRAND NEW! While they last. **29.50**

R-9A/APN-4, 160-meter Loran Receiver, plus high voltage for scope and low voltage power supply. Three channels tunable from 1.6 to 3.3 MC, one channel tunable 7.58 to 11.75 MC. The power supply delivers 240-275 volts continuously variable at 150 ma electronically regulated to  $\pm .01\%$ , 1450 vdc above ground at 1.2 ma, 1250 vdc at 1.2 ma below ground. With schematic and instructions for 60 cycle operation. BRAND NEW, **14.50**  
less tubes

3-6B4-G and 1-6H6 FREE with first 500 Receivers purchased.

● R-65/APN-9 LORAN Receiver and Indicator. COMPLETE light weight unit LATEST MODEL NEW only **\$ 295**

2430 S. Michigan Ave.  
CHICAGO 16, ILLINOIS  
CALumet 5-1281

**R.W.  
ELECTRONICS**

# MANUFACTURERS' LITERATURE

The various listings presented in this section are for your convenience. The bulletins, unless otherwise indicated, are available to all our readers. For prompt attention write directly to the manufacturer for this literature.

## POWER SUPPLY DATA SHEETS

Descriptions of several new product lines are contained in the series of new catalogue pages and folders recently issued by *Dressen-Barnes Corporation* of 250 N. Vinedo Ave., Pasadena 8, California, manufacturer of d.c. power supplies.

One catalogue page covers the Model 3-150-L low-cost power supply, another describes the Model D3-300E multiple super-precision power supply, while the third catalogue page covers the Models T-100-B and T-100-D transistor power supply models.

A four-page folder covers regulated power supplies for development and research. It includes performance data and curves.

## DEFLECTION YOKE DATA

*Syntronic Instruments, Inc.*, 100 Industrial Road, Addison, Ill. has just released a catalogue page picturing and describing its new rotating coil deflection yokes with deflection angles up to 52 or 70 degrees.

This complete data includes four advanced design features, three dimensional drawings, and tables of electrical and mechanical characteristics with full explanations to assist design engineers. A table listing a wide variety of coil inductance combinations is also shown.

## COLOR TV MANUAL

The second edition of "Practical Color Television," prepared for use by the television service industry and technical schools, is now ready for distribution.

The 80-page manual which contains text, drawings, and photographic explanations of the electronic operations of color TV has been revised and expanded since publication of the original edition.

The new manual is available from the Commercial Service Section of *RCA Service Company, Inc.*, Camden 2, N. J. for \$2.00 a copy. In quantities of 12 or more the cost is \$1.60 ea.

## PRINTED CIRCUIT LAMINATES

A new four-page bulletin just published by *The Richardson Company*, 2661 Lake St., Melrose Park, Ill. gives information on Grades T-725 and T-812 copper-clad "Insurok" laminates for use in printed circuits.

The bulletin devotes one page to important design considerations in the production of printed circuits and gives complete specifications on the two laminates, including character-

istic properties, punching information, sheet size, and sheet thicknesses.

## R.F. FILTERS

*Balco Research Laboratories*, 49-53 Edison Place, Newark 2, N. J. describes its complete line of r.f. filters in a new four-page bulletin just released.

Included are low-pass, high-pass, bandpass, band-rejection, and complementary units. Actual size photographs of units and typical response curves illustrate what can be done in compact units to give maximum attenuation over the desired stop-band with minimum insertion loss and v.s.w.r. over the passband.

Write the company direct for a copy of this bulletin.

## ROTATIONAL POT

*The Murkite Corporation*, 155 Waverly Place, New York, N. Y. now has copies of its technical bulletin, No. B53, available covering engineering specifications on its Type 2094 rotational potentiometer.

The data sheet includes mechanical specifications, performance graphs, electrical specifications, and other pertinent data.

## PRINTED CIRCUIT DATA

*The Formica Company*, 2614 Spring Grove Ave., Cincinnati 25, Ohio has issued a colorful and informative booklet on its "Copper Clad for Better Printed Circuits."

The publication is lavishly illustrated and contains details on the various applications of printed circuitry and the different methods of applying this technique.

## "MAGNETICON" COMPONENTS

*The Magneticon Division of Magnetic Recording Industries*, 11 E. 16th Street, New York 3, N. Y. has issued a 4-page data sheet covering its line of components developed for broadcast stations, recording amateurs, and hobbyists.

These components enable the user to produce and reproduce magnetic recordings on a flat magnetic disc while utilizing his existing equipment. The booklet describes the line with more detailed specifications available on request.

## CONDENSER CATALOGUE

A new 20-page catalogue, No. X-100, which illustrates and fully describes a complete line of miniature, hermetically-sealed, high-temperature tubular

RADIO & TELEVISION NEWS

# Windsor

RADIO & TV RECEIVING

# TUBES

## GUARANTEED ONE FULL YEAR

## ... FOR PEAK PERFORMANCE!




Type	Each	Type	Each
0A2	\$.90	1N64	\$.75
0B2	\$.88	1R4	\$.85
0C3	\$.95	1R5	\$.62
1A7GT	\$.67	1S4	\$.67
1AE3	\$.90	1S5	\$.52
1B3GT	\$.69	1T4	\$.62
1H5GT	\$.51	1U4	\$.61
1L6	\$.93	1U5	\$.51
1LJ	\$.63	1V2	\$.45
1L6	\$.66	1X2A	\$.74
1LA4	\$.82	2X2	1.43
1LA6	\$.80	3A5	\$.90
1LB4	\$.82	3L4	\$.76
1LC5	\$.80	3Q4	\$.66
1LC6	\$.80	3Q5GT	\$.72
1LD5	\$.80	3S4	\$.61
1LE3	\$.80	3V4	\$.62
1LG5	\$.80	SR1GY	1.00
1LH4	\$.80	5U4G	\$.49
1LN5	\$.90	5V4G	\$.83
1N34	\$.63	5Y3G	\$.37
1N5GT	\$.63	5Y3GT	\$.42
1N48	\$.50	5Y4G	\$.43

**THERE'S NO SUBSTITUTE FOR EXPERIENCE!**  
 And thousands of Service Dealers throughout America now know FROM EXPERIENCE that you can depend on Windsor Tube Quality. That's why we can safely guarantee each and every tube we ship. For **ONE FULL YEAR!** That's why the famous Green & Black Windsor Tube Carton is now accepted everywhere, as a symbol of **QUALITY** and **DEPENDABILITY!**

Type	Each	Type	Each	Type	Each	Type	Each
6ABGT	\$.68	6BE6	\$.51	6Q7GT	\$.55	7A5	\$.70
6AB4	\$.51	6BF5	\$.66	6R7	\$.75	7A6	\$.57
6AC5GT	\$.82	6BF6	\$.43	6S1	\$.51	7A7	\$.58
6AC7	\$.90	6BG6G	1.47	6S8GT	\$.75	7A8	\$.56
6A4J	1.10	6BH6	\$.63	6SA7GT	\$.57	7AD7	1.05
6AG5	\$.59	6BJ6	\$.53	6SC7	\$.63	7AF7	\$.63
6AH4	\$.68	6BK5	\$.76	6SD7	\$.55	7AG7	\$.65
6AH6	\$.89	6BK7	\$.97	6SF5GT	\$.66	7AH7	\$.65
6AK5	1.05	6L7GT	\$.94	6S1	\$.51	7AJ7	\$.70
6AL5	\$.44	6BN6	\$.98	6SH7GT	\$.52	7B1	\$.51
6AL9	\$.95	6BQ6GT	\$.98	6SL7GT	\$.52	7B5	\$.51
6AQ5	\$.51	6BQ7	\$.92	6SK7GT	\$.55	7B6	\$.52
6AQ6	\$.47	6BY5G	\$.85	6SL7GT	\$.68	7B7	\$.58
6AQ7	\$.75	6BZ7	1.09	6SN7GT	\$.59	7C4	1.05
6AR5	\$.42	6C1	\$.41	6SO7GT	\$.46	7C5	\$.56
6AS9	\$.55	6C5GT	\$.60	6S1	\$.51	7C6	\$.58
6AS7G	4.50	6CB6	\$.58	6U4GT	\$.60	7C7	\$.58
6AT6	\$.42	6CD6G	1.57	6U5	\$.72	7E5	\$.85
6AU5GT	\$.85	6CS6	\$.56	6U8	\$.86	7E6	\$.65
6AU6	\$.47	6D6	\$.63	6V3	1.09	7E7	\$.85
6AV5	\$.85	6E5	\$.72	6V6GT	\$.51	7F7	\$.69
6AV6	\$.41	6F5GT	\$.54	6V8	\$.97	7F8	\$.97
6AX4	\$.72	6G6GT	\$.55	6W4GT	\$.50	7G7	\$.85
6BBG	\$.93	6J5GT	\$.44	6W6GT	\$.63	7H7	\$.61
6BA6	\$.50	6J6	\$.68	6X4J	\$.37	7I7	\$.85
6BA7	\$.66	6J7	\$.70	6X5GT	\$.36	7K7	\$.85
6BC5	\$.58	6K6GT	\$.45	6X8	\$.82	7L7	\$.85
6BC7	\$.78	6K7	\$.70	6Y6G	\$.64	7N7	\$.62
6BD5GT	\$.98	6L6G	\$.88	6ZV5	\$.60	7O7	\$.62
6BD6	\$.54	6L6GA	\$.88	7A1/XXL	\$.57	7R7	\$.70

### WINDSOR "WONDER-BEAM" 3-WAY INDOOR TV ANTENNA



A real performer, this antenna works where others fail! Adjustable arms, for Average Areas, Fringe Areas, and UHF. Features new electronic wonder-switch; no need to rotate antenna. Just turn wonder-switch for best results with each individual station! Works with any TV set.

**SPECIAL PRICE. \$5.69** Each  
 Six of Six..... \$5.95 Each  
 Single..... \$5.95 Each

### FREE! WINDSOR TUBE CADDY

Most practical service-aid ever designed for Radio & TV repairmen. Now offered FREE with every purchase of \$100.00 or accumulated purchases totaling \$100.00 within 90 days. (You get Caddy credit memo with each purchase.)

- Carries approximately 125 tubes including meters and tools.
- 10 3/4" Long, 8 1/4" Wide, 1 3/4" High. Weighs only 9 lbs.
- Ruggedly constructed with heavy leatherette covering, strong plastic handle, nickel plated hardware, and reinforced with metal clamps.



WINDSOR TUBE CADDY MAY ALSO BE PURCHASED **\$14.95** OUTHRIGHT FOR

Note to our Latin-American Friends: "Se Habla Español."

### WINDSOR "BROW-LITE"



- Leaves Both Hands Free to Work!
- Wear it on your Brow.
- Adjustable angle of Beam.
- Ideal for Radio & TV Repairs.
- Uses standard penlite batteries and bulb.
- Won't interfere with glasses.
- Complete with batteries. **\$4.95**

25% Deposit with Order. All merchandise F.O.B. N.Y.C. For orders less than \$10, add \$1 handling cost. Deduct 2% if full remittance accompanies order. All merchandise subject to prior sale and price changes without notice.


**Windsor ELECTRONIC TUBE CO.**  
 2612-N NOSTRAND AVENUE, BROOKLYN 10, N. Y.

Write for Additional Tube Types and Prices. We also stock Special Purpose and Transmitting Tubes at Similar Savings! Dept. N-10.



**HERE IT IS!**  
 YOUR BIG NEW 1955  
**B-A CATALOG!**  
 IT'S BIGGER AND BETTER THAN EVER!  
 LOADED WITH SAVINGS & NEW ITEMS IN RADIO, TV AND ELECTRONICS

**164 BIG PAGES**  
 YOU'LL FIND EVERYTHING YOU NEED AT MONEY-SAVING PRICES!



**HERE'S JUST ONE OF HUNDREDS OF NEW MONEY-SAVING ITEMS IN THIS BIG BOOK!**

### HANDY NEW SOLDER DISPENSER NEEDED ON EVERY SHOP BENCH!



Extremely handy for anywhere soldering is done. Keeps standard 1-lb. spool of solder ready for instant use. Replaceable steel file brush mounted in convenient place helps to keep solder tips clean. Also includes storage space for extra solder tips. Durably built of heavy, heat-resistant bakelite. Shpg. wt. 2 lbs.

No. 11A370. Net Each **\$4.85**  
 Include postage for parcel post shipments.

**FREE**  
 1955 CATALOG  
 SEND COUPON FOR IT TODAY!

BURSTEIN-APPLEBEE CO. Dept. M,  
 1012-14 McGee St., Kansas City 6, Mo.

Send Free B-A Catalog  
 Send me..... No. 11A370. \$..... Enclosed

NAME.....  
 ADDRESS.....  
 CITY..... STATE.....



## Adjust-A-Volt PA-3

### VARIABLE TRANSFORMER

For smooth continuous line voltage control for power supplies and instruments, control of heat, motor speeds, light, etc. The highly efficient new Adjust-A-Volt PA-3 is a modern, deluxe variable autotransformer designed for servicemen, laboratories, model shops and other applications where a source of variable a-c voltage is required. Max. load rating 0.4 KVA. Max. output current 3.0 A.

PA-3 features the new LoRes brush track plating which assures longer life and a special brush assembly that maintains constant pressure during entire brush life. Small and compact (6½" x 6½" x 6½"), the PA-3 is equipped with on-off switch, convenient fuse, cord and plug, receptacle and pilot light. Attractive grey hammerloid finish.

Delivery from stock of your favorite jobber.

**STANDARD  
ELECTRICAL PRODUCTS CO.**  
2238 E. THIRD ST. • DAYTON, OHIO, U.S.A.

paper condensers is now available from *Gudeman Company*, 340 W. Huron St., Chicago 10, Illinois.

The publication includes dimensional drawings, electrical characteristics, engineering data, and tables of voltages, capacitance values, and tolerances.

#### STANCOR CATALOGUE

The *Standard Division of Chicago Standard Transformer Corporation*, Addison and Elston, Chicago 18, Ill. has released copies of its 1954 industrial catalogue of stock transformers for radio, television, amateur, communications, and other electronic applications.

The new publication lists replacement and new equipment transformers with complete electrical and physical specifications on over 500 transformers. Sixty-five new replacement units are listed for the first time.

#### E-V CONDENSED CATALOGUE

A new condensed catalogue covering its full line has been issued by *Electro-Voice, Inc.* of Buchanan, Michigan.

Catalogue No. 119 gives basic facts about the company's products for the audio and video fields. It illustrates and describes microphones for TV, broadcasting, p.a., paging, recording, and communications. It also covers high-fidelity speakers, components, enclosures, and complete two-, three-, and four-way reproducing systems; phono cartridges; p.a. loudspeaker systems; v.h.f., u.h.f., and FM boosters; and RME electronic products.

#### JENSEN CATALOGUE

*Jensen Manufacturing Company*, 6601 S. Laramie Ave., Chicago 38, Ill. has issued a new catalogue, No. 1040, and two new data sheets, Nos. 164 and 165.

The catalogue covers the *Jensen* line of general-purpose and commercial sound loudspeakers in addition to accessory cabinets, volume controls, and transformers. The data sheets cover the drive-in theater speaker line (No. 164) and the company's high-fidelity equipment line (No. 165).

#### IRC RESISTOR GUIDE

*International Resistance Company*, 401 N. Broad Street, Philadelphia 8, Pa. has issued a "Resistor Engineering Guide" which lists over 130 types of resistors and special products manufactured by the company.

Data given for each type includes JAN or MIL equivalent, rated wattage, standard tolerances, temperature rise at rated load, temperature coefficient, maximum operating temperature, ohmic values available, dimensions, and approximate prices.

Please specify Form S-074A when writing for a copy of this guide.

#### TUNG-SOL TUBE MANUAL

*Tung-Sol* has announced the release of the 20th edition of its "Tube Characteristics Manual" containing 200 pages including a brand new section

## Editors and Engineers

### RADIO & ELECTRONICS BOOKS



**RADIO HANDBOOK. GIANT 13TH EDITION.** A one-volume library of radio information with extensive, simplified theory. Detailed how-to-build-it data on dozens of items of practical radio equipment. Book No. E&E-RH13...\$6.00\*

**BETTER TV RECEPTION** (in fringe and low-signal areas). **NEW SECOND EDITION.** The standard guide for installation technicians. A popular text for TV enthusiasts. Book No. E&E-TR2.....\$2.50\*

**WORLD'S RADIO TUBES** (Brans' Vade Mecum) 9TH EDITION. Lists over 15,000 tubes from every tube making country. Printed in 16 languages. Book No. E&E-VM9.....\$5.00\*

**WORLD'S EQUIVALENT TUBES** (Equivalents Vade Mecum) **NEW 10TH EDITION.** A guide for substitutions of radio tubes, indicating direct or near equivalents. Book No. E&E-VM10.....\$5.00\*

**RADIOTELEPHONE LICENSE MANUAL.** Typical study questions with concise answers for all commercial U.S.A. radiotelephone operators license. Book No. E&E-RL1.....\$3.75\*

**ANTENNA MANUAL.** A practical, comprehensive book on antennas, for everyone interested in transmission and reception. Over 300 pages. Book No. E&E-AM1.....\$3.50\*

**SURPLUS RADIO CONVERSION MANUAL. VOL. 1.** Practical conversions. Write for list of contents. Book No. E&E-SM1.....\$2.50\*

**SURPLUS RADIO CONVERSION MANUAL. VOL. 2.** Companion to Volume 1. Book No. E&E-SM2.....\$2.50\*

\*Plus any tax.

Send three cent stamp for circular with detailed contents of books listed.

**BUY FROM YOUR DISTRIBUTOR**  
ADD 10% ON DIRECT MAIL ORDERS TO  
EDITORS AND ENGINEERS, LTD.  
BOX 1194 SANTA BARBARA, CALIF.  
Booklets under Form BARR 2 TAYLOR Model No. 1

## WRITE FOR OUR LATEST CATALOG

605B General Radio Standard Signal Generator . . . . . Exc.	\$400.00
723A General Radio 1000 Cycle Vacuum Tube Fork With Power Supply . . . . .	80.00
TS33-AP Test Set Freq. Range 8700 to 9500 MC. For Measuring CW. Pulsed Signals or Radar Sets . . . . . Exc.	200.00
726A General Radio Tube Voltmeter Exc. Weston Mod. 155 0-5 AC. Ammeter Exc. AN APN4 Radar Search Receiver Range 38 to 4000 MC. With 5 Tuning units . . . . . Exc.	125.00 PUR*
Model 686 Weston True Mutual Conductance Vacuum Tube Analyzer. New AN/APN4 Loran Set Frequency Range 1700-2000 KC. Complete. With 1DSB APN4 Indicator. R9A APN4 Receiver, Plugs, Crystal, Mounts, and Plugs . . . . . Exc.	500.00
PE-206 Inverter For Use With Loran New Kay MeRa-Marker Range 15 to 25 MC. Sound Discriminator Adjustment 4.5 MC. . . . . Exc.	160.00 14.90
BC-779B Super Pro-Receiver with bud. 3' rack. Like New . . . . .	39.50 160.00
Kay Mega Pepper Crystal Control, No Switching, Pips Simultaneously Visible . . . . . Exc.	100.00
General Radio Type G20A Hetrodyne Frequency Meter Panel Mounting 33KC-33MC. . . . . Exc.	425.00
TS-13AP X-Band Signal Generator, Wavemeter, Wattmeter . . . . . Exc.	PUR*
LR-1 Direct Reading Frequency Meter 160-30,000 KC. 115V.AC. 60 CY. With Crystal Calibration. . . . . Exc.	1000.00
156E Test Set, Weston Electrical Inst. Co. . . . . Exc.	100.00
Tuning Forks GR-723A 1000 Cycle. Exc. General Radio Hetrodyne Frequency Meter 720A 10-3000 MC. . . . . Exc.	70.00 300.00

\*PUR—Price Upon Request

NOTE: One of the largest and most complete electronic surplus stocks in the country. We have thousands of tubes, capacitors, plugs, accessories, transmitters-receivers, test equipment, etc. Send us your requirements.

#### WANTED

All types of radio and electronic surplus as well as standard test equipment. Please state accurate description, condition, and your lowest price. Explain modifications, if any. We pay freight charges.

## PHOTOCON SALES

417 N. Foothill Blvd. Sycamore 2-4131  
Pasadena 8, Calif. Ryan 1-6751  
CABLE: Photocon, Pasadena

on cathode-ray tube substitutions.

This most recent edition is 34 pages larger than the preceding issue and contains data on 600 receiving tubes, 110 premium types, 170 CR tubes, 85 diodes plus tube base diagrams, color codes, dial lamps, and numbering codes.

The manual is available only through the company's tube wholesalers. —30—

### NEW ENGLAND HI-FI SHOW

**T**HE First Annual New England High Fidelity Music Show will be held in Boston, October 22, 23, and 24, at the Hotel Touraine, according to Gardiner G. Greene, president of Browning Laboratories and president of the newly-organized corporation sponsoring the event.

The entire industry, comprising audio equipment manufacturers, distributors, and dealers, has indicated its intention of supporting this show.

The three-day affair will be open to the public at no charge. Equipment on demonstration will include record changers, amplifiers, tuners, loudspeakers and enclosures, tape recorders, audio cabinets, and a host of other components comprising a hi-fi system.

Among those who have agreed to act in an advisory capacity are: Arthur Fiedler of the Boston Pops Orchestra; Edward Weeks, editor of the "Atlantic Monthly"; Rudolph Elie of "The Boston Herald"; Joseph Zimmler of the Boston Sinfonetta; Harold Rogers of "The Christian Science Monitor"; and other New Englanders of equal prominence in their fields.

Show officers, elected to serve with Mr. Greene, include: Lynn Eaton of the National Company, vice-president; Ted Jones, general manager of station WCRB, treasurer; Michael Scott, manufacturers' representative, secretary; and Harry N. Reizes of New York, consultant.

Lewis Kornfeld of Radio Shack Corp. is the advertising manager for the show and Cyrus Durgin of the "Boston Globe" was named manager of special events.

Arthur Johnson is the manager of the show and offices have been set up in Room 9 of the Hotel Touraine. —30—

### TEXAS "AMATEUR DAY"

**S**UNDAY, October 10th, has been set as the second annual "Amateur Day" at the State Fair of Texas. Registration starts at 8 a.m. with a program at 3 p.m. followed by a prize drawing.

The Picnic Pavilion and Play Area has been reserved for the all-day program with activities centering around the Pavilion.

A booth in the General Exhibits Building will house two complete transmitters during the run of the fair, October 9-24. The transmitters will be TVI-free and two TV sets—one a clean set of good design which can operate next to a TVI-proof transmitter and the other set one which can be cleaned up by means of a high-pass filter—will be in operation to demonstrate to the public that all "TVI" doesn't originate with amateur transmitters.

A message center will be in operation for the benefit of the public.

E. F. Aymond, Jr., W5UHV, is chairman of the Amateur Day Committee. He cordially invites all hams to Dallas for this event. —30—

October, 1954

## 100% ACCURATE TEST BECAUSE IT CHECKS BOTH Emission & GM Separately precise No. 111 TUBE TESTER




- Allows filament current to be measured directly on the meter.
- Checks AC-DC tubes and indicates "Voltage Sapping."
- Tests horizontal sweep tubes by pulse emission.
- Tests all tubes for emission and GM at the flick of a switch.
- Short tests simply made without complicated switch manipulation.
- Measures tube bias directly.
- Tests all types of tubes, including latest styles and cathode ray tubes.

No. 111K Kit .... \$69.95 No. 111W Wired .. \$139.95

## precise 8 1/2" OSCILLOSCOPE

**DOES EVERYTHING MORE EXPENSIVE COMMERCIAL SCOPES CAN DO, AND DOES IT BETTER!**

- Full 8 1/2" tube designed specially for this model
  - Voltage regulated
  - Electronic magnifier allows any part of a signal to be magnified up to 10 times, equivalent to 70" of horizontal deflection
  - High frequency—Low Frequency—Normal Frequency—Synchronization circuit
  - Separate intensifier anode
- PLUS dozens of other features found only in more expensive scopes.



No. 308K Kit ..... \$135.95  
No. 308W Wired ..... \$239.95

## precise VACUUM TUBE VOLTMETER

**VOLTAGE REGULATED—ACCURATE—COMPACT EXCLUSIVE METER DESIGN SHOWS ALL AT A GLANCE**



- Full Bridge VTVM
- Rugged 7" meter
- Deposited carbon, 1% ceramic resistors
- Amphenol connector
- Coax DC connector
- Burn-out proof circuit
- DC input 25 megs.
- Power transformer used (no selenium rectifier)
- 4 tube circuit
- Etched panel

No. 907K Kit . . . \$35.95  
No. 907W Wired. \$49.95

All orders are shipped on the same day received.  
**SEND FOR COMPLETE CATALOG**  
Send 20% deposit with order, balance C.O.D., or check or money order in advance.

**TEE-VEE**  
*Supply Co.*

3211-13 Washington Street  
Jamaica Plain 30, Mass.



**"HI-FI IS FOR EVERYBODY" . . .**

*says Robert Newcomb*

. . . Regardless of budget, way of life, or space limitations. Ownership of a true high fidelity system no longer requires an extensive technical background. In fact, today it doesn't even require more than a moderate expenditure to enjoy the wonderful realism of high fidelity.

Look over these new Hi-Fi Products and you'll see that Robert Newcomb not only believes that Hi-Fi is for everybody . . . but has a complete line of products to prove it.

Whatever your Hi-Fi plan, whatever your Hi-Fi budget, Newcomb is right there with the right amplifier.

**FOR SUPERIOR RADIO RECEPTION . . .**

*New* CLASSIC 200  
2 KNOB FM-AM TUNER



**\$169.50** AUDIOPHILE NET

Designed for use with any amplifier having its own complete set of controls. It's today's most advanced tuner. Designed and built by Newcomb . . . Completely new, distinctly different, and noticeably better! Fully enclosed and beautifully finished to use "as is." To place in a cabinet, Newcomb's exclusive "Adjust-a-Panel" feature makes a simpler, neater job. U/L approved. Output is 10 volts at less than 1/4%, 1 volt at less than 4/100%. Effective to 200 ft. from amplifier.

Many new circuit advances have been made in both FM and AM sections. Results: 30 db of quieting with only 1 1/2 micro-volts input on FM. 1 Microvolt AM sensitivity for 1 volt output. Only 6 1/4" high by 11 1/4" by 11 1/4".

**FOR TRUE STEREOPHONIC REPRODUCTION . . .**

*New* MODEL 3D-12, 25 WATT  
2 CHANNEL AMPLIFIER



**\$179.50**

AUDIOPHILE NET

Really two complete matched 12 1/2 watt amplifiers and preamplifiers in one. Common set of control knobs for both amplifiers offers easier operation, perfect results. All normal controls are provided plus new "focus" control. Channel selector switch gives operator choice of stereophonic reproduction, stereophonic reversed, Channel A, Channel B, or enhanced 2 channel monaural for simulated stereophonic reproduction of ordinary records. Dual tape "inputs" and dual "outputs" to tape make the 3D-12 ideal for use with the new "Binaural" tape recorders. Crossover selector provides various recording curves for both channels. Special switch provides correction for Cook Binaural recordings. Distortion below 1% at 25 watts. Response ±1 db 20-20,000 cycles.

**NEWCOMB Classic Series AMPLIFIERS . . .**

**WITH REMOTE CONTROL . . . . . OR . . . . .**

These remote controlled Newcomb Classic Series Amplifiers offer matchless performance and complete sound control . . . music exactly as you want to hear it. Words can't describe these superb products. Both give you: True remote control up to 50 or 100 ft.; Separate crossover and rolloff controls for up to 36 different recording curves; New "Level" control; Advanced design Loudness control; New rumble filter; Seven inputs; Mike input; Tape "Input"; "Output" to tape; No-Glare petite pilot light; and they're

U/L approved. Only your ears can convince you Hi-Fi can be so close to perfection. For utmost pride . . . for classic beauty . . . for luxurious operating ease and utmost listening pleasure . . . for substantial savings in cabinetry and installation expense . . . for lowest distortion for life . . . Own a Newcomb Classic Series Remote Controlled Amplifier. Don't fail to see and hear these premier products of Newcomb's 17 years of sound leadership.

*New* CLASSIC 2500-R



**\$297.50**  
AUDIOPHILE NET

25 watt Ultra Fidelity Remote Controlled Amplifier-Preamplifier • Less than 1/100% distortion up to 10 watts, less than 2/10% at 20 watts • 10 to 100,000 cycle response within 1/10 db from 10 to 30,000 cycles • Program condition compensator • Unequalled dual range tone controls, Bass range -16 db to +23 db, Treble range -25 db to +23 db • D.C. operated preamplifier.


*New* CLASSIC 1500-R



**\$197.50**  
AUDIOPHILE NET

20 watt Ultra-Fidelity Remote Controlled Amplifier-Preamplifier • Less than 5/100% distortion at average listening levels • Less than 1/4% distortion at 15 watts • 10 to 100,000 cycle response within 1 db to 30,000 cycles • Dual range tone controls, Bass range -17 db to +20 db, Treble range -20 db to +18 db • Ultra conservative design for extended tube life.

*New* CLASSIC R-7



**\$139.50**  
AUDIOPHILE NET

Remote Controlled Ultra-Fidelity Pre-Amplifier Bring your present amplifier up to date with a new "front end." The New Classic R-7 Remote Master Control Unit and Pre-Amplifier offers guaranteed results, the most modern of circuitry, tremendous range of control . . . plus operating and cabinet saving advantages of real remote control. All inputs connect directly to the power supply chassis only. Beautiful control unit is a decorator's delight.

**"AUDI-BALANCE"  
for  
LIFETIME  
FREEDOM  
from  
DISTORTION!**

Newcomb Classic Series Amplifiers with their exclusive "Audi-Balance" (Pat. Pending) distortion control device assures you of absolute minimum distortion for life! No matter how perfect your amplifier when new, its distortion is bound to increase with age. During the useful life of a set of tubes, output tube unbalance is the greatest single cause for amplifier distortion being above the minimum of which the amplifier is capable. Aging can unbalance a set of tubes and replacement pairs are

seldom sufficiently identical twins to balance automatically.

With Newcomb's exclusive "Audi-Balance" feature for lifetime distortion control, you are not left to guess whether your amplifier is continuing to provide the lowest distortion possible. You *know* by just pressing a button! What's more, you can do something about it . . . instantly . . . by just turning a small control and listening to the distortion disappear!



## New NEWCOMB "COMPACTS"...

For Use "As Is"...Need No Cabinetry!

With these "Compacts," Newcomb makes true Hi-Fi via selected components practical for everyone. They're simplest of all to install. Just sit down, plug in and use. They need no cabinetry but include Newcomb's exclusive "Adjusta-Panel" feature to make installation in a cabinet extremely easy if necessary. Both U/L approved. They're absolutely ideal for the apartment dweller because they're so easy to set up or move.

### COMPACT 12

\$99.50 AUDIOPHILE NET



12 Watt High Fidelity Amplifier-Preamplifier-Control Unit. • Less than 1% distortion at 12 watts • Response  $\pm 1$  db 20-20,000 cycles • Separate crossover and rolloff controls give 36 different recording curves • Input selector and rumble filter • Seven inputs • Mike input • Tape input • Output to tape • Wide range separate bass and treble tone controls, Bass range -15 db to +18 db, Treble range -18 db to +16 db • Hum balance control • New "Level" control • Advanced design "loudness" control • Size only 4 1/4" high x 12 1/4" x 9".

### COMPACT 10

\$79.50 AUDIOPHILE NET



10 Watt High Fidelity Amplifier-Preamplifier-Control Unit. • 10 watts at less than 1% distortion • Response  $\pm 1$  db 20-20,000 cycles • 6 position recording curve selector • Input selector • Built-in rumble filter • Separate bass and treble tone controls in new "Interlocked" tone circuitry for "fool-proof" results and less frequent need for tone control adjustments • Hum balance control • 6 inputs • Tape input • Output to tape • Mike input • Loudness control • Size 3 3/4" x 7 3/4" x 9 3/4".

... FOR PERFECTION IN EVERY DETAIL

..... WITHOUT REMOTE CONTROL

Identical to the Classic 2500-R and Classic 1500-R without remote control, the Classic 2500 and Classic 1500 offer full Classic Series perfection in every detail at lowest possible cost. All controls are on chassis. They also feature Newcomb's exclusive "Adjusta-Panel" that lets you instantly extend knob shafts to accommodate cabinet panels up to 3/4" thick. Dial panel is removable, beautifully finished in "gold" anodizing process that never tarnishes. Panels include petite pilot light. Both U/L approved. All ratings identical to the equivalent remote control models.

## New CLASSIC 2500 New CLASSIC 1500



\$219.50  
AUDIOPHILE NET



\$119.50  
AUDIOPHILE NET

LISTEN  ...and you'll hear something wonderful!

# NEWCOMB®

Sound Quality Since 1937

## New NEWCOMB "A" SERIES

For the Budget Minded Perfectionist

MODEL A-127R 12 watt Semi-Remote Controlled High Fidelity Amplifier-Preamplifier.



MODEL A-127R  
\$89.50 AUDIOPHILE NET

12 watts at less than 1% distortion • Control unit on 4 ft. cable solves many installation problems • 20-20,000 cycles  $\pm 1$  db • 6 position recording curve selector • Input and rumble filter selector • Large potted output transformer • Advanced design tone controls, Bass range -15 db to +18 db; Treble range -18 db to +16 db • 6 inputs • Tape input • Output to tape • Mike input • Loudness control • Loudness compensation switch • "Adjusta-Panel" • Removable "gold" anodized dial plate • Hum balance control • "Petite" pilot light • U/L approved.



MODEL A-127  
\$79.50 AUDIOPHILE NET

Identical to A-127R except all controls are on chassis.

### MODEL A-107

\$59.50 AUDIOPHILE NET



10 Watt High Fidelity Amplifier-Preamplifier. 10 watts at less than 1% distortion • 6 position recording curve selector • Potted output transformer • New electrically isolated input circuitry requires no input switching... Just turn on and use • 6 Inputs • Tape input • Output to tape • Mike input • Separate bass and treble tone controls with new "Interlocked" circuitry for foolproof operation • Adjusta-Panel • Removable "gold" anodized dial panel • Petite pilot light • U/L approved.

### NEW, FASCINATING, INFORMATIVE BOOK ON HI-FI... 25c

This 25¢ book can save Hi-Fi enthusiasts and music lovers hundreds of dollars. Not a catalog, "Hi-Fi Is For Everybody" is packed with money-saving facts, how-to illustrations and suggestions. Written in easy-to-understand language, this new, practical approach to Hi-Fi tells how to get more for each dollar invested in components, how to cut costs without sacrificing quality or looks, how to plan



the simplest system with an eye toward building the most elaborate. Beautifully illustrated. Handy cost-estimating sheet makes it easy to keep track of purchases and budget!

NEWCOMB AUDIO PRODUCTS CO., DEPT. F-10  
6824 Lexington Ave., Hollywood 38, California

- I am enclosing \$\_\_\_\_\_ Please send me \_\_\_\_\_ copies of "Hi-Fi Is For Everybody" @ 25¢ each.
- Please send me free catalog MCS54 on Newcomb High Fidelity Components.


NAME \_\_\_\_\_

ADDRESS \_\_\_\_\_

CITY \_\_\_\_\_ ZONE \_\_\_\_\_ STATE \_\_\_\_\_

# NOW ON SALE

...THE FIRST AND ONLY MAGAZINE ON PRACTICAL ELECTRONICS FOR THE HOBBYIST, THE EXPERIMENTER AND THE NOVICE.



POPULAR ELECTRONICS provides all the essential information on electronic components, construction, instruments and systems. Yet, it is written simply enough so that even those with a beginner's knowledge of electronics can readily understand its how-to-build-it, how-to-use-it, how-it-works articles.

**POPULAR ELECTRONICS WILL MAKE THE IDEAL SUPPLEMENT TO YOUR READING OF RADIO & TELEVISION NEWS . . . POPULAR ELECTRONICS WILL MAKE THE PERFECT GIFT FOR THE ELECTRONICS BEGINNERS AMONG YOUR FRIENDS.**

*Every issue will be filled with easy-to-understand articles like these . . .*

- OPPORTUNITIES IN ELECTRONICS
- INTRODUCTION TO HIGH FIDELITY
- PICTURES ON MAGNETIC TAPE
- HOW TO BUILD A BIKE RADIO
- HOW TO LAY OUT A CHASSIS
- HOW RADAR WORKS
- MEET THE TRANSISTOR
- HOW TO SOLDER
- VOICE-OPERATED MODEL TRAIN CONTROL
- BUILDING THE HOME BROADCASTER

Fill out this form and mail it today.)

THE FIRST ISSUE . . . NOW ON SALE AT NEWSSTANDS . . . IS CERTAIN TO BE A SELLOUT. IF YOU HURRY, WE MAY STILL BE ABLE TO START YOUR OWN AND YOUR GIFT SUBSCRIPTIONS WITH THIS ISSUE. SO RUSH YOUR ORDER TO US TODAY!

## SPECIAL INTRODUCTORY RATE!

**\$1.00 FOR 5 ISSUES**

(newsstand price 25c)

**POPULAR ELECTRONICS**  
**INTRODUCTORY RATE: 5 ISSUES—\$1.00**

My Name \_\_\_\_\_  
Address \_\_\_\_\_  
City \_\_\_\_\_ Zone \_\_\_\_\_ State \_\_\_\_\_

Please enter my Subscription to POPULAR ELECTRONICS.  
 Please enter a Subscription to POPULAR ELECTRONICS as my gift to:

Name \_\_\_\_\_  
Address \_\_\_\_\_  
City \_\_\_\_\_ Zone \_\_\_\_\_ State \_\_\_\_\_

Donor's Name \_\_\_\_\_  
(to appear on gift card)

I enclose \$ \_\_\_\_\_ for \_\_\_\_\_ Subscriptions at \$1.00 each.  
 Please start the subscriptions with the first issue, if it is still available.

Mail today to  
**POPULAR ELECTRONICS**  
366 Madison Ave. New York 17, N. Y.

R-10-4

# Technical BOOKS

"HOW TO LOCATE AND ELIMINATE RADIO & TV INTERFERENCE" by Fred D. Rowe. Published by John F. Rider Publisher, Inc., New York. 117 pages. Price \$1.80. Paper bound.

This book is more fun than a picnic! While the text material is factual, the addition of numerous cartoons helps to point up the subject matter and drive home the points made by the author.

The discussion opens with a general survey of the interference problem and then interference sources are discussed in some detail. Techniques for locating interference and the proper steps to eliminate it are covered in the balance of the book.

For those using this book as a self-instruction text, a series of questions and answers are appended for checking purposes. Since the material is clearly and concisely written, there is no reason why anyone with a basic knowledge of radio or television should not derive considerable benefit from this volume.

"MOST-OFTEN-NEEDED 1954 RADIO DIAGRAMS AND SERVICING INFORMATION" compiled by M. N. Beitman. Published by Supreme Publications, Chicago. 160 pages. Price \$2.50. Paper bound.

The Fourteenth Volume in this series carries schematics of radio receivers made by approximately thirty companies.

Each model described carries a table of alignment procedures, complete schematic, a tube location guide, and special hints for servicing the set.

The models covered in this volume are completely indexed by manufacturer and model number for maximum convenience. A master index covering the entire fourteen volumes in this series is currently available from the publisher.

"FUNDAMENTALS OF TRANSISTORS" by Leonard M. Krugman. Published by John F. Rider Publisher, Inc., New York. 135 pages. Price \$2.70. Paper bound.

This little book has been written for the technician and the amateur in the interest of providing workable information on the transistor without the burden of theory and mathematical concepts.

With this readership in mind the author has offered basic data on semiconductor physics, described and explained transistors and their operation, covered the grounded-base transistor and the grounded-emitter and grounded-collector types, and discussed transistor applications in amplifiers, oscillators, and in high-frequency circuitry.

Careful study of this book will provide the student with a basic foundation upon which to build further study and experimental work.



## Recording at Low Cost **CROWN** Portable Tape Recorder

3 models meet all NARTB broadcasting standards

### FEATURES

- Three speeds: 15", 7 1/2", 3 3/4"
- 3 motor mechanism, 2 inputs
- ± 2 db 40-11000 cps at 7 1/2"/sec.
- Less than 2% flutter and wow
- 20-watt hi-fi amp. built in
- 8" 10-watt speaker built in
- Nylon bearings eliminate oiling.

For the expert, Crown offers the finest in high fidelity recording, immediate playback, plus a public address system in one compact, portable unit . . . and at pleasingly low cost. Unexcelled for broadcast studio, home, church, school or business use. Full P. A. facility even while recording. Exceptionally low amplitude modulation. Forced air cooling allows continuous service operation. Three models. Net prices: Crown Deluxe, \$349.50; Crown Broadcaster, \$399.50; Crown Imperial (10" reels), \$449.50.

WRITE FOR FREE BROCHURE • DEALER INQUIRIES INVITED

## INTERNATIONAL RADIO & ELECTRONICS CORP.

ELKHART 30, INDIANA

!!! Over 10,000 Kits Already Sold!!!



And more "JUMBO RADIO-TV ELECTRONICS PARTS KITS" going out every day! WHY PAY MORE FOR PARTS when you can get them for a fraction of their value? . . . 17 lbs. CHECK-PULL-UP SWITCHES, CONTROLS, SOCKETS, WIRE, TV PARTS & DIAGRAMS. PHOTOFACTS, RESISTORS, CONDENSERS, PLUS DOZENS OF OTHER ITEMS. (Sugg. wt. 20 lbs.)

- A WHOPPING VALUE AT ONLY **\$3.95**
- CABINET DRAW SLIDES—(ivy, duty, all-steel. Silent ball bearing action. 13" overall, 9" extension). \$2.39 pair. In lots of 12 . . . \$2.15 pr.
  - CABINET LIO SUPPORTS (stay hinges)—Holds console or trunk lid at any angle to 70°. . . \$3.95
  - HI-FI CRYSTAL HAND MIKE—Hi-impedance, rugged bakelite housing. 5 1/2" ft. shielded cable. \$3.95
  - HANDY CARBON MIKE—Press-to-talk. 5 1/2" ft. cord & 1/16" type plug. 200 ohm—orig. carton. \$2.49
  - WHIP ANTENNAS—Tapered MS screw-in sections. 9 FT. \$1.49 12 1/2 FT. \$1.98 18 FT. \$2.98 Extra extension sections (MS-53) . . . each .75

!!! BUY OF THE MONTH!!!

6 VOLT DYNAMOTOR with filter section. 250 V./50ma. Overall: 11"x5"x4 1/2". Sugg. wt. 18 lbs. Excellent used. WHILE THEY LAST. **\$12.95**

- TUBES!! TUBES!! TUBES!!
- UP TO 90% OFF on these 90 day guaranteed tubes. Standard brands; unsealed cartons.
- 24, 26, 27, 34, 41, 42, 55, 56, 89 or 6K7 . . . ea. 29c
  - 1A6, 1C6, 1H4, 1H5, 1H6, 5Y4, 6BT, 6C5, 6F5, 6G5, 6N6, 6N7, 6Q7, 6R7, 6Z5, 76, 77, 78, 80, VT-52 or X1 1619 . . . ea. 39c
  - 201A, 22, 1A7, 1L4, 6A8, 6AR5, 6CH6, 6H6, 6H8, 6H9, 6SA7, 6SK7, 6W4, 7A4, 7A7, 7AG7, 7B6, 7C5, 7C6, 7G7, 7Y4, 12SN7, 25L6, 35, 37, 39 or 45 . . . ea. 49c
  - 11A6, 11A8, 11C6, 11H4, 11E3, 2A3, 2A4, 6A3, 6A6, 6AC7, 6A15, 6B8, 6AC7, 6L7, 6SC7, 6SP5, 6T8, 6U7, 7C7, 12A6, 47, 50, 58 or 81 . . . ea. 69c
  - 6CC, 6D3, 6L6, 7H8, 7Q7, 1680, VT-5, 5T4 or 10 . . . ea. 99c
  - GE TUNGAR BULBS—2280881 (6 amp) . . . ea. 99c
  - TUBE CAPTIONS—Plain white. Prices per 100. Min(1 doz. x 235) \$1.20; GT(1 1/2" sq. x 1 1/2") \$1.45; Med(1 1/2" sq. x 4 1/2") \$1.65; Large(2" sq. x 3") \$1.98
- SPEAKER GRILLES—acquired brass. 7 1/2" x 6 1/2" diamond design 1 doz. \$3.95 3/1.00 RUBBER TAPE (GT-192)—3/4" x 15 ft. 0/1.00 roll 19c

"DIRECT FACTORY SPEAKER REPAIRS SINCE 1927" Min. Order \$3.00, 20% deposit req. on C.O.D.'s. Full remittance with foreign orders.

**LEGITONE RADIO CORP.**  
67 Dey Street  
New York 7, N. Y.

## PUT YOUR OSCILLOSCOPE TO WORK!



Just off that oscilloscope of yours! Put it to work fully on the dozens of jobs it can do better than any other instrument. Handle jobs TWICE AS FAST, better and lots more profitably!

This big book, MODERN OSCILLOSCOPES AND THEIR USES shows you how . . . in a way you can really understand. Clearly and simply, it explains exactly where and how to use your scope on all types of AM, FM and TV service . . . from trouble-shooting to set re-aligning and everything in between. No fancy theory. You quickly learn how to make connections; how to adjust circuit components; how to set the controls; and how to analyze patterns fast and right! Practice from it 10 days . . . at our risk! See for yourself how much this clear, easy instruction can mean!

Modern Oscilloscopes and Their Uses  
The most widely used book of its kind!  
326 pages  
370 pictures  
Price \$6.00

**RINEHART & CO., Inc., Dept. RN-104**  
232 Madison Ave., New York 16, N. Y.

Send MODERN OSCILLOSCOPES AND THEIR USES for 10-day FREE EXAMINATION. If I decide to keep book, I will then send you \$6.00 plus a few cents postage in full payment. If not, I will return book postpaid and owe you nothing.

Name .....

Address .....

City, Zone, State .....

OUTSIDE U.S.A.—Cash with order only. Price \$6.50. Money back if book is returned in 10 days.

5 NEW

TRIAD

\*CORRECT

REPLACEMENT

FLYBACKS

These new flybacks are mechanically correct and electrically correct ruggedized versions of manufacturer's items — precisely engineered by TRIAD for specific makes and models — to give exceptionally high performance and long, trouble-free service.

D-40 List Price \$10.25 —  
Correct replacement for  
Admiral # 79C30-2,  
79C30-4, 79C38-1,  
79D38-1.



D-41 List Price \$10.25  
Correct replacement for  
Admiral # 79C30-1 and  
79C30-3.



D-42 List Price \$10.25  
Correct replacement for  
Admiral # 79D41-1,  
79D41-2, Sheraton  
EL-112A, EL-119,  
EL-119B and others.



D-43 List Price \$10.25  
Correct replacement for  
Emerson # 738067,  
738068, 738069, 738073,  
738074, 738075, 738082,  
738083, 738085, 738086.



D-44 List Price \$10.25  
Correct replacement for  
Emerson # 738079 and  
738084.



WRITE FOR FREE LITERATURE

Triad Transformers are listed in Sam's Photofact folders & Counter-Facts and Riders Replacement Parts List.



TRIAD  
TRANSFORMER CORP.

4055 Redwood Ave., Venice, Calif.



# RADIO-TV Service Industry News

## AS REPORTED BY THE TELEVISION TECHNICIANS LECTURE BUREAU

A GREAT DEAL of interest is being shown by small service shop operators in learning how to determine the actual costs of doing business. The larger shops have had to know their costs of operation because payroll, operating, and general overhead expenses would rapidly destroy them if they did not have an accurate knowledge of their costs of doing business to use as the basis for determining their service charges.

The vital importance of knowing the cost of doing business is usually learned the hard way by most technicians who start their own full-time service businesses. As the curve of business failures and closures swung upward during the recent indolent summer months, the statistics included a larger-than-normal number of radio-television service businesses that could not weather the hot season's business drought.

The failure of a service business does not always indicate that the owner did not get adequate charges for his work. Many factors are involved in the success or failure of a business. Even luck has a hand in it. But perhaps the major cause of seasonal failure is the lack of enough service work, or volume, to keep the business alive. Lacking cash reserves, the service technician is unable to pay the rent, telephone, and other fixed overhead expenses plus living expenses for himself and his family.

A negative business trait that is common among technically-trained men is the feeling they have that adequate business should come to them from a minimum of advertising. Usually this advertising is confined to a listing in the advertising section of the telephone directory. They seldom think in terms of going out and soliciting service work aggressively. Often a service technician will idly watch his business dry up when, with a little imaginative, aggressive promotion, he could keep himself busy—and solvent—on radio and phono service that is just waiting for him to ask for it.

Lately there has been a growing number of quips going the rounds of the industry about TV technicians

who are too proud to service radio sets. It is beneath their dignity, they think. As one service manager put it, this type of technician "would rather starve waiting for someone to call him to repair a TV set than to look at a radio set that needs servicing."

Several years ago the Bureau employed some college students to make a house-to-house survey of a residential section of a large city to determine just how much radio, television, and phonograph service work there was available "just for the asking." More than 50% of the home owners interviewed had radio sets they would have liked to have had repaired. About thirty per-cent said they needed service on their radio-phonographs. A number of home owners were so happy to meet someone interested in repairing their radios that they wanted the interviewers to take their sets with them.

This same situation prevails in practically every city, town, and village. Service business operators become so engrossed in the TV service end of the business that they completely overlook the thousands of radio sets and radio-phonos that need everything from a simple adjustment to a major service job.

Parenthetically, a good source of service business that is bypassed by seventy-five per-cent of the technicians who service sets in the home is the automatic record player mechanism. Even major service companies avoid servicing automatic record players whenever they can. They say their regular TV technicians do not understand the changer mechanisms and waste a lot of time trying to repair them. In practically every town a radio-TV service technician who is adept at adjusting and repairing automatic record changer mechanisms could establish a stable, profitable business for himself by specializing in servicing these devices. All he would have to do to establish his business would be to contact television and radio service dealers and offer to handle their automatic changer service work.

It is obvious that there is a very definite relationship between the vol-

RADIO & TELEVISION NEWS

ume of service that is handled by a shop and its costs of doing business. The fewer the service jobs, the higher the cost of handling each service call. Where the national average cost per service call of \$5.11 is based on the home service technician handling an average of 8 service calls per day, the cost would almost double if the completed call average dropped to 4 calls per day.

### Business Foresight

It is probable that there will be a considerable boom in television service during the fall and winter months. During the abnormally hot summer months set owners forgot about TV programs to spend as much time as possible out-of-doors. Normal maintenance of TV sets has been widely neglected and in many cases, home owners quit watching TV when their sets developed major troubles.

The baseball world series, college football games, and a whole new package of television programs that are being introduced will recapture most of this regular television audience that was driven outdoors by the hot weather.

Set manufacturers who have jumped on the bandwagon to produce the large screen, low-cost TV sets that will sell in a price range of from one hundred and twenty-nine to one hundred and forty-nine dollars are gearing up for maximum production. There is a general feeling that many set owners will buy a new receiver in the lower price range rather than have their old small-screen sets repaired — particularly where a new picture tube or a general overhaul of the set is necessary.

However, there are a good many million sets in use that have been in service three years or more. While hundreds of thousands of new sets may be sold in this market as replacements, there still will be a service load that may be beyond the capacity of the presently established service businesses to handle—and give reasonably prompt service.

The cycle of births and deaths of new television service ventures indicates that the majority of new service businesses are started during the November-December period each year when established service businesses are handling their maximum work load. During this period, when field service technicians are pushed by supervisors to increase their daily completed-call averages from eight to ten, many technicians get the notion that television service is a lush bonanza when they turn in from seventy to one hundred dollars a day in collections for service calls completed and tubes and parts used.

The daily receipts of an efficiently managed, properly promoted major television service company during periods of peak work loads provides an illusion of tremendous profit to technicians who do not analyze all of the costs that are involved in developing that kind of service income. No thought



NC-125  
\$199.95 (less speaker)

## WHEN DISASTER STRIKES ... National IS THERE!

When rampaging rivers fling solid walls of water cascading over towns . . . when jarring explosions rock the earth and planes stab hundreds of feet into the night sky . . . when earthquakes rend the very ground . . . whenever disaster strikes, radio amateurs and National receivers are on the job, often furnishing the only means of communication to the stricken area.

These amateurs know they can depend on sturdy, rugged National equipment to deliver superior performance 24 hours a day for weeks on end if necessary.

That's the kind of performance you want in a receiver!



NRO Sixty  
\$533.50  
(less speaker)



NC-98  
\$149.95



SW-54  
\$49.95

*tuned to tomorrow*

# National

for new catalog of National receivers write

DEPT. R-1054, NATIONAL COMPANY, INC., 61 SHERMAN ST., MALDEN 48, MASS.

## RECEIVING TUBES

OTHER TUBES AVAILABLE AT  
SAME LOW, LOW PRICES

Latest Code	Dates	Boxed	Fully RTMA	Guaranteed
024	.62	6AK5 1.30	6BQ7 1.42	12AU7 .85
183	.95	6AL5 .63	6BZ7 1.52	12BA6 .73
1X2	1.06	6AQ5 .76	6CB6 .76	12BE6 .78
5U4	.63	6AU6 .67	6J6 .92	12SA7 .80
5Y3	.48	6AV6 .60	6K6 .65	12SK7 .77
6AB4	.80	6BA6 .71	6SN7 .85	12SQ7 .67
6AC7	1.25	6BG6 1.98	6V6GT .75	35W4 .49
6AG5	.83	6BK7 1.28	6W4 .70	35Z5 .51
6AH6	1.40	6BQ6 1.42	12AT7 1.05	50L6 .75

Send for FREE catalog of additional tubes and parts

### STUART ELECTRONICS DISTRIBUTORS

Dept. R-8

Minimum Order \$10.00

TERMS: 25% Check or Money Order, Balance C.O.D., F.O.B. New York. Satisfaction Guaranteed or money back in 10 days.

## THREE TOP BRANDS ONLY! AT TREMENDOUS SAVINGS OVER REGULAR WHOLESALE

CHECK THESE BIG BARGAIN PRICES  
BRAND NEW PIX TUBES FULL ONE  
YEAR GUARANTEE

OCT. SPECIAL! 17BP4—14.95

	With Old Tube	With Old Tube
10BP4	10.45	9.95
12LP4	12.95	11.95
12LP4A	14.50	11.95
12BP4	12.95	11.95
14CP4	13.95	12.95
18AP4	15.95	14.95
18BP4	18.45	16.95
18CP4A	19.45	15.95
18OP4A	18.45	14.95
18PP4	20.45	16.95
18FP4	18.45	14.95
16GP4	20.45	16.95
16RP4	17.95	14.95
17CP4	20.95	17.95
19AP4	21.45	17.95
19BP4A	21.95	17.95
20CP4	22.95	17.95
20HP4	23.95	18.95
21EP4	18.95	23.95
21AP4	26.95	21.95
21FP4	23.95	18.95

149-09 Union Turnpike  
Flushing 67, N. Y.

Olympia 8-3553, 4352

# New TUBE TESTER

Exclusive  
**HICKOK**  
Dynamic  
Mutual Conductance



MODEL 600A

This fine tube tester is a lightweight portable. Popularly priced, the 600A is the Radio-TV serviceman and Industrial Technician's favorite. Backed by the HICKOK guarantee and built to the high HICKOK standard, this equipment will provide the necessary completeness and accuracy of tube testing required in the professional maintenance of radio-TV and industrial electronic equipment. HICKOK Dynamic Mutual Conductance circuits permit accurate tube evaluation. AC signal 2.5 volts: 0-3000, 6000, 15000 micromhos. Large, easy-to-read 5" HICKOK-built internal pivot meter. Tests all tubes including Color TV under simulated operating conditions. Includes the HICKOK bias potentiometer. Contains all the latest tube sockets and complete built-in tube reference chart.

This instrument is the lowest priced dependable quality tube tester available. Through increased accuracy and time saving completeness, the 600A will pay for itself in the shortest possible time.

Write today . . . for full details on the world's most complete line of quality vacuum tube testers.

THE HICKOK ELECTRICAL INSTRUMENT CO.  
10524 Dupont Avenue • Cleveland 8, Ohio

is given to the fact that an effective—and comparatively costly—advertising and promotion program is being conducted to attract a big volume of service customers. Neither is any thought given to the cost of maintaining the expert telephone service for taking the calls; the highly efficient routing control that reduces travel time to a minimum; the purchasing and stock control that keeps adequate supplies, tubes, and parts available; or any of the expert managerial functions that keep the service company working smoothly under a maximum work load.

This illusion of profit leads many good field service technicians to start their own TV service businesses. During the peak season for TV service business they usually keep pretty busy and handle lots more money each week than the "take home" pay they received as employed technicians. But the cycle of service starts running out in the spring and by summer the burden of operating at a loss becomes too heavy to carry.

It is a very healthy thing both for the country and for the electronics industry for trained technicians to aspire to own and operate their own service businesses. But it is a very foolish thing for a man to launch a service business when the odds are heavily against his making a success of it. These odds can be changed by careful pre-planning of a service business before it is started and by a thorough and honest self-appraisal of the technician's qualifications for running a service business.

Many expert service technicians have gone into business for themselves with the feeling that their superior servicing talents will bring a host of set owners beating a path to their door. But customers do not buy expert service—they do not know how to evaluate the work of an expert technician in comparison to that of a mediocre technician. The public buys showmanship, personality, and good human relationships.

Electronic service is a major business—big business. Television introduced three factors that created a tremendous potential dollar volume from service. The first of these factors was the necessity for servicing sets in the home wherever possible; the second was a higher incidence of service; and the third was the higher unit value of the parts needed in servicing.

There are now more than thirty million TV sets in service. There are estimates in some quarters that this figure will be increased to about thirty-seven million monochrome and one million color TV receivers by the end of 1955. This will mean an added potential for service business but the injection of color receivers will require a heavier investment in precision, portable test instruments to facilitate receiver adjustments in the home.

While television will create an increasing volume of service business, the bulk of the business will gradually shift into the hands of adequately

## INTERCOM SPECIAL!

### STEVE-EL

(House of Bargains)

### HAS DONE IT AGAIN!



Now you can own an intercom that has a thousand uses at a price you would normally pay for a kit.

This intercom comes housed in wooden cabinets completely wired and ready to operate. Outfit consists of one master, one sub station and fifty feet of two wire cable. Ideal for home as baby sitter. Perfect for office or factory. Order now as quantities are limited.



YOUR COST COMPLETE, **\$15<sup>95</sup>** only

FREE BARGAIN CATALOG • WRITE DEPT. RN-10

**STEVE-EL Electronics Corp.**

61 Reade St.

New York 7, N. Y.



(Patent Pending)

## Fen-tone UHF CONVERTER

. . . breathtakingly beautiful  
. . . unsurpassed performance

Use as a lamp, an illuminated aquarium, an illuminated plant vase. You don't "hide" this decorator's dream piece!

List Price **\$29.95**

Fen-tone VHF Booster of similar design, list price **\$29.95**

**FENTON COMPANY**

15 Moore Street • N. Y. 4, N. Y.

Tel. BOwling Green 9-3445

financed, capably managed service businesses that through their organizational setups are able to apply the working hours of all of their employees most efficiently.

Television, however, has blinded most service operators to the tremendous income potential that exists on other types of home electronic devices. Although, according to early TV-day forecasters, television was supposed to kill the public's interest in radio, the number of radio sets in service has increased by the millions since TV first started. High-fidelity sound reproduction is gradually seeping into the consciousness of the general public. Manufacturers of hi-fi amplifiers and speakers are carefully exploring distribution methods that will minimize distributor competition on the sale of hi-fi component units to the general public. This phase of the electronics industry is capable of tremendous expansion and it is a type of business that would fit well in the small, well-managed type of service operation.

Now that combinations of popular recordings are being made available on one hour spools of magnetic tape a broader consumer interest in tape recorders will develop. These recordings, practically free from background noise, are ideally suited to reproduction over a high-fidelity sound system.

Among the electronically-actuated mechanical devices that have been developed for general applications, the radio-controlled garage door mechanisms promise unusual opportunities for adding revenue to small and moderate-sized service shops. The prices for these devices have dropped to where the installation of a radio-controlled door system is well within the means of the average middle-class home owner.

### Planning a Business

An enterprising television service technician who aspires to operate his own service business should carefully appraise the possibilities for service work in these related electronic fields before starting his business or renting a location for his shop.

One very important factor to consider most seriously is the seasonal fluctuations that play havoc with so many small service businesses. The pattern of seasonal service business variation on television seems to be far more pronounced than it was on radio. This may be due, however, to the fact that television service shops have been inclined to concentrate on TV to the exclusion of all other types of service. Old time successful radio shops, on the other hand, usually promoted battery portable and auto radio service during the late spring and summer months. The business they got on these types of radios served to cushion the hot weather drop in servicing home radio sets.

Major television service companies are turning to air-conditioner installation and maintenance to bolster their



Which is  
Virgin  
**POLYETHYLENE?**

**Now—SILICONE "WETPRUF"® PROCESSED, ANOTHER GOODLINE FIRST, Extends useful wet service life as much as 400%.**

ALL GOODLINE Low Loss Television Transmission Lines are now especially SILICONE PROCESSED to repel moisture AT NO INCREASE IN COST TO YOU.

Your distributor has these SILICONE PROCESSED, WATER REPELLENT GOODLINE TRANSMISSION LINES in stock now—ready for you...

Ask for them by name. Insist on these genuine GOODLINE "WETPRUF" TELEVISION LINES.

**GOODLINE AIRLEAD — 733 GA & 737 GA    GOODLINE HOLO — 801 GH  
GOODLINE SHEATHLEED — 812 GS & 823 GS    GOODLINE TELEAD**

**ALSO THE ECONOMY NON-SILICONE GOODLINE ANGELUS**

IT'S EASY TO TELL IF IT'S "GENUINE GOODLINE!" All Don Good Television Leadlines are Quickly Identified By The Blue and Yellow Reel.

**ALL GOODLINE TELEVISION TRANSMISSION LINES ARE PURE VIRGIN POLYETHYLENE ESPECIALLY COMPOUNDED FOR LONG SERVICE LIFE.**

**Don Good, INC.**

**SOLD BY LEADING  
JOBBER & DEALERS**

**Send coupon NOW!  
Get samples "in your hands"  
—you'll realize why  
Don Good Products make  
the finest television  
reception possible.**

DON GOOD, INC. 1.21  
1014 Fair Oaks Ave., Sa. Pasadena, Calif.  
Please rush Samples and Complete Information covering Don Good Products.

Name \_\_\_\_\_

Street \_\_\_\_\_

City \_\_\_\_\_ State \_\_\_\_\_

**FASTER TROUBLE SHOOTING!**

**NEW TV DYNATRACER**  
**THE 3-IN-1 TEST TOOL**

**REQUIRES NO ADDITIONAL EQUIPMENT**  
SIGNAL TRACER · VOLTAGE TRACER · COMPONENT CHECKER

**SPECIFICATIONS**—The self contained DYNATRACER isolates trouble to a stage or component . . . tracing signals through any Video, Sound Sync, ACF, Horizontal or Vertical Sweep Circuit.

**WHAT'S MORE**, this remarkable instrument traces voltages, (50,500V AC DC) and then instantly locates open, shorted, intermittent or leaky (up to 20 megohms) condensers, resistors, coils, transformers, etc.

**Save Time—Save Labor—Save Money—With The DYNATRACER**  
—Your Most Indispensable TV Repair Tool—

**Complete Trouble Shooting Manual Enclosed FREE**

See your local distributor—or if he can't supply you clip a \$5.00 Bill, check or money order to this advertisement. 100% absolute satisfaction guaranteed or money back within ten days.

**Send Your Order Today to**

**CENTURY ELECTRONICS COMPANY**  
211-04 99th Avenue Dept. 218 Queens Village, N. Y.  
10,000 Servicemen Users of DYNATRACER Can't Be Wrong!

**\$4.95**  
POSTPAID

# "SHALL I BUY A TURNTABLE OR A RECORD CHANGER?"



**GET THE FACTS**  
from one of America's  
leading manufacturers of  
professional recording  
and playback equipment.

Write today.

REK-O-KUT COMPANY, Dept. PK-12  
38-01 Queens Blvd., Long Island City 1, N. Y.

Please send me the facts on turntables and  
record changers.

Name \_\_\_\_\_

Address \_\_\_\_\_

City \_\_\_\_\_ Zone \_\_\_\_\_ State \_\_\_\_\_

My Dealer is \_\_\_\_\_

service volume during the period that TV service is at a low ebb. With the prices of room air conditioners steadily dropping it is expected that units will be available next year at a price that will give them a mass market appeal. While the air conditioner sales season is short, it is a fast-moving business. Installation and servicing organizations must be able to expand their personnel rapidly to handle a maximum number of installations when the heat is on.

Other television service businesses promote the sale of radio-operated garage door mechanisms during the winter months and sign up customers for spring and summer installations. Still other service businesses aggressively promote appliance repairs during the TV service dull season to provide operating revenue.

Irrespective of the type of business that is selected to provide income during the summer months, it is vitally necessary that the promotional program to get that business be planned many months in advance.

A well-managed business is one that is operated on a carefully planned program that provides the basis for a reasonably stable volume of business throughout the year. Because of this planning the business will be able to take maximum advantage of the business available during its peak periods and will at least have operating revenue during the periods of normally dull business.

Service businesses that are operated without a definite long-range plan or program drift with the seasonal fluctuations of business and are left stranded when the tide of their normal business runs out.

## Automation of Industry

As time goes on you will be reading more and more about the "automation" of industry. The term is a contraction of automatic production, and means a minimization of the use of labor in the processing of all types of products and in assembly operations. Since electronic circuitry will play a vital role in this new trend in manufacturing our own industry will probably pioneer the use of many of the mechanisms developed for automatic production.

While independent electronic service businesses may seldom come in direct contact with the electronic controls developed for automation of industry the end products of this development may bring about many changes in the handling of the servicing of consumer electronic instruments. An indication of the thinking of major set manufacturers about automation of set manufacturing is the recent statement by Paul V. Galvin, president of *Motorola Inc.*, that completely automatic production of television receivers will be accomplished in well under five years.

These "shadows of coming events" should be carefully considered by every technician who is ambitious to build a stable service business that can grow with the industry.



## for Unmatched Versatility in Field Recording!

Designed for nature sounds, music, street sounds, interviews, conferences, courtroom reporting, missionary work and field reports. All of these may be recorded on a single 4-speed portable, battery-operated spring-wound tape recorder. Features quick speed change with automatic equalization.

Model 610 EM meets both primary and secondary NARTB standards and operates at tape speeds of 15, 7½, 3¼, 1½ ips. Records and plays back frequencies up to 15,000 cycles. Model 610 DM operates at tape speeds of 7½, 3¼, 1½, ¾ ips.

These tiny recorders weigh only 17 lbs. with self-contained batteries that last 100 operating hours and include built-in monitoring and headphone playback facilities. Designed for extreme simplicity of operation. Meets the most grueling field tests. May be operated anywhere. Measures only 7 x 10 x 11 inches.

Write for complete tech. literature & prices to Dept. RTs

**AMPLIFIER CORP. of AMERICA**

398 Broadway, N. Y. 13, N. Y.

\*T.M. Reg. U.S. Pat. Off.

**Concord Radio**

from our *New 1955 Catalog*



**Genuine**

**TELECHRON**

Switch Timer Clocks

**Below WHOLESALE Cost!**

Make Your Clock Radio  
Turn Appliances "ON"

\$3.85 Lots of 3

**\$3.95**  
ea.

Brand New, individually boxed TELECHRON (GE) Switch Timers at a fraction of their original price. Will turn appliances on at any pre-set time up to 12 hours. Operates on 115 Volts 60 cycle AC. Appliance switch rated at 115 V. 15 Amps. Has 3 control knobs, all on front of clock — on-off-auto knob for controlling appliances. Auto Set knob for pre-setting turn-on time, and Time-Set knob. Clock mounts in a 2½" diameter hole. Comes complete with handsome polished brass rim and bezel with easy-to-read engraved numerals. Stock No. 99-G-C40B-G7

Shpg. Wt. 1½ lbs

Dept.  
N 10

CONCORD RADIO 54 Vesey St., N. Y. 7

20% deposit with C.O.D.

MINIMUM ORDER \$5.00

Send new 1955 CATALOG!

NAME

ADDRESS

CITY

ZONE STATE

CONCORD RADIO • 54 VESEY ST. N. Y. C.

RADIO & TELEVISION NEWS



## Economy TV Sets

(Continued from page 69)

string. Its resistance is reduced gradually as the current flowing through it heats up the resistive material. When this resistor is replaced, be sure to get the exact replacement part and mount it in the same location on the chassis. If it is mounted in a cooler place it may not go down to the correct 43 ohms after warm-up. Mounted near a particularly hot component on the chassis, the resistor may go lower than the correct resistance value, allowing too much voltage for the series heater string.

Other series heater arrangements make use of specially designed tubes. Using only 25, 35, or 50 volt tubes in a receiver allows a much simpler series string arrangement. Another advantage of these new tubes is that their heaters are sturdier and less affected by small variations in current or voltage.

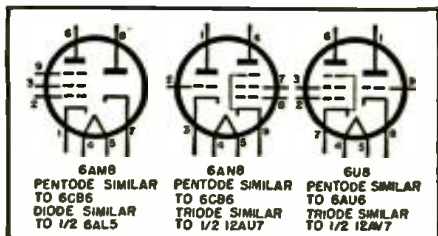
### Dual Purpose Tubes

When considering the complete TV receiver circuit we did not provide a detailed description of the new dual-purpose tubes other than to discuss their application. Fig. 6 shows the base-pin connections for three new dual-purpose types. Because only 9 terminal pins are available, both the 6AN8 and the 6U8 pentode sections have an internal connection between the suppressor grid and the cathode. Only the 6AM8 has the suppressor grid brought out separately. Another point to remember is that the pin connections for the three tubes are different; only the heater connections are the same for all three.

The pentode sections of all three tubes are of the r.f., sharp cut-off type. The transconductances of the 6AM8 and 6AN8 pentodes are somewhat higher than that of the 6U8. Also, the 6AN8 triode has more current capacity and less transconductance than the 6U8 triode which is similar to one half of a 12AV7 double triode.

In some receivers, the Raytheon model 21T19 is an example, three 6AN8 tubes are used in place of the 6AN8, 6AM8, and 6U8 shown in Fig. 2. One of the triode sections is then connected as a diode and acts as the second detector. A further develop-

Fig. 6. Tube base diagrams of three of the new multiple tubes discussed in this article. The corresponding single tube for each section is given below the tubes.



## HERE'S WHY... IT'S EASY TO BUY



from

THE WORLD'S LARGEST DISTRIBUTOR OF AMATEUR RADIO EQUIPMENT.

- Provides for only 10% down payment; up to 18 mos. to pay. You deal only with us!
- Features special "10 Day Free Trial" Plan.
- Offers over 600 bargains in reconditioned equipment. Save up to 50%.
- Reconditioned sets have 100% trade-in value within 90 days of purchase. (New gear, only).
- More Money-Value for your trade-ins. Ask the man that deals with WRL.

### THE HALLICRAFTER S-40B



ONLY \$954 PER MO.  
\$12.00 Down  
\$119.95 CASH

Communication receiver with built in speaker covering 540-Kc to 44 Mc in four bands. One RF stage, 2 IF stages.

### OTHER LATE-MODEL HALLICRAFTER SETS NOW AVAILABLE...

MODEL NUMBER	MONTHLY PAYMENTS	DOWN PAYMENT	CASH PRICE
S-38C	\$3.97	\$ 5.00	\$ 49.95
S-53A	\$7.95	\$10.00	\$ 99.95
S-72 Port	\$8.74	\$11.00	\$109.95
S-77A	\$9.54	\$12.00	\$119.95
S-76	\$10.90	\$20.00	\$199.95
SX-62	\$19.07	\$35.00	\$349.95
HT-20XMTR	\$24.50	\$44.95	\$449.50

WE ALSO HAVE THE NEW HALLICRAFTER SX-88 ON HAND FOR ONLY \$595.00 (\$59.50 DOWN, \$32.40 PER MO.)

### THE HALLICRAFTER SX-71



ONLY \$1363 PER MO.  
\$25.00 DOWN  
\$249.95 CASH

Double Conversion sharp selectivity, plus built-in NBFM at moderate cost. 11 tubes plus voltage regulator and rectifier. Low down payment.

ASK FOR INFORMATION ON WRL'S NEW, 65 WATT, COMPLETELY BAND-SWITCHING GLOBE SCOUT TRANSMITTER!



JUST OUT!  
THE NEW 1955  
FREE  
WRL CATALOG  
OVER  
15,000  
ITEMS

SEND FOR IT ... TODAY!

ALL PRICES SUBJECT TO CHANGE WITHOUT NOTICE.

Please send me your New Free Catalog and full information on the items checked below! Quote your top Trade-In offer for my: R-10



(Name and Make of Equipment) \_\_\_\_\_  
for your \_\_\_\_\_  
(New Equipment Desired)  
 S-40B  RECONDITIONED EQPT. LIST  SX-71  
 3' x 4' RADIO MAP (25c)  GLOBE SCOUT  
 NEW 500 WATT GLOBE KING

NAME \_\_\_\_\_  
ADDRESS \_\_\_\_\_  
CITY & STATE \_\_\_\_\_

### "SHOOPER" GEIGER COUNTER



Super-sensitive! Only 1 1/2 lbs! Fits pocket—uses flashlight battery. Find a fortune in uranium. Order Now! Send \$5.00, balance C.O.D. MONEY BACK GUARANTEE. FREE CATALOG—scintillator and larger uranium and metal detectors. DEALERS WANTED.

2995 COMPLETE  
PRECISION RADIATION INSTRUMENTS  
2235 RT S. La Brea, Los Angeles 16, Calif.

### GET INTO ELECTRONICS



You can enter this uncrowded, interesting field. Defense expansion, new developments demand trained specialists. Study all phases radio & electronics theory and practice: TV; FM; broadcasting; servicing; aviation, marine, police radio. 18-month course. Graduates in demand by major companies. H.S. or equivalent required. Begin Jan., March, June, Sept. Campus life. Write for catalog.

VALPARAISO TECHNICAL INSTITUTE  
Dept. RD Valparaiso, Indiana

**RPD ARTHUR NAGEL, INC.**  
925 E. 55th St.  
Chicago 15, Ill.

HAS THE SENSATIONAL NEW... **EGCO**®  
232 Peak-to-Peak  
VTVM with Uni-Probe\*  
KIT \$29.95 Wired \$49.95 \*pat. pend.

**Terrific Transmitter-Receiver Buy!**  
**FAMOUS BC-645 450 Mc.—15 Tubes**



BRAND NEW, in original carton! Easy to convert for phone or CW 2-way communication, covering these bands: 420-450 Mc Ham Band, 450-460 Mc fixed or Mobile, 460-470 Citizens Band, 470-500 Mc TV experimental. Contains 15 tubes: 4-7F7, 4-7H7, 2-7E6, 2-6F6, 2-955, 1-W8, 3-156A, size 10 1/2 x 13 1/2 x 4 3/4". Wt. 25 lbs.

BRAND NEW \$2950 each

CONVERSION DIAGRAM INCLUDED!

PE-101C DYNAMOTOR for BC-645, has 12-24V input (easy to convert for 6V battery operation.).....only \$4.45

UHF ANTENNA ASSEMBLY, for BC-645.....\$2.45

**HEADSETS**

	Excellent USED	BRAND NEW
HS-23 high impedance.....	\$2.25	\$4.45
HS-33 low impedance.....	1.49	5.45
HS-30 low imp (featherwt).....	1.49	5.22
M-16/U high imp (2 units).....		7.95
CD-307A cords, with PLSS plug and JK26 jack, 8' long.....		.99



**ARC-5/R-28 RECEIVER**  
 2 Meter superhet, 100 to 156 Mc in 4 xtal channels. Louvered alum. cabinet 7 1/2 x 4 7/8 x 14". Complete with 10 tubes..... \$17.95

**ARC-5 T-23 TRANSMITTER**

Companion for above. Brand New..... \$39.50

**MICROPHONE BARGAINS**

Western Elec. Breast Mike..... Brand New \$1.75  
 T-45 Navy Lip Mike..... Brand New \$1.25  
 T-17 Carbon Hand Mike..... Brand New \$6.95  
 T-20 Carbon Throat Mike..... Brand New \$5.99  
 T-24 Single Button Carbon Mike..... Brand New \$3.50

**ARC-5 MARINE RECEIVER-TRANSMITTER**

Rev. 1.5 to 3 Mc. BRAND NEW..... \$22.50  
 Xmitr. 2.1 to 3 Mc BRAND NEW..... \$24.45  
 Comb. Xmitr and Revr with Tubes. NEW..... \$45.00

**BEACON RCVR BC-1206-C**

Complete with 5 tubes. Tunes 195 KC to 420 KC. IF Frequency—135 KC. Receiver Sensitivity—3 Microvolts for 10 Milliwatts output. Output Impedance—300 Ohms and 4000 Ohms. Volume Control—RF Gain Control. Power Supply—24-28 Volts. Aeroplane Battery. Current—.75 Amperes. BRAND NEW..... \$12.95

**SCR-274N COMMAND and ARC-5 EQUIPMENT**

All Complete With Tubes—Prices Slashed!

Type	USED	Excellent USED	BRAND NEW
BC-453 Revr. 190-550 Kc.....	\$18.50	\$24.50	\$44.50
BC-454 Revr. 3-6 Mc.....	9.25	11.25	21.95
BC-455 Revr. 6-9 Mc.....	8.95	10.95	16.50
BC-456 Modulator.....		2.75	5.75
BC-457 Xmitr. 4-5.3 Mc.....	12.50	16.50	24.50
BC-458 Xmitr. 3.2-7 Mc.....	7.95	9.25	15.50
BC-459 Xmitr. 7-9.1 Mc.....	12.95	14.25	23.50
BC-696 Xmitr. 3-4 Mc.....	18.95	29.95	
BC-450 3-Rev. Control Box.....		1.49	1.95
BC-451 Xmitr. Control Box.....		1.25	1.95
3-Receiver Rack.....		1.79	2.95
2-Transmitter Rack.....		1.59	3.25
Single Transmitter Rack.....		1.59	3.25

**DYNAMOTORS**

Type	Input	Output	Exc. USED	Brand New
DM-32A	28V 1.1A.	250V .05A.	\$4.90	\$7.50
DM-33A	28V 3A.	575V .16A.	1.95	3.95
	28V 7A.	540V .25A.		
DM-28	28V	224V .07A.	2.25	4.95
PE-73	28V 20A.	1000V .390A.	3.50	12.50

**WESTERN ELECTRIC TELEPHONE**



It's a real desk type carbon microphone, with press-tap switch. Very massive construction. Excellent condition. Specially priced..... \$3.95

**MODULATED BC-221-AK FREQ. METER**  
 125 to 20,000 Kc. with xtal check points in all ranges. Complete with tubes, xtal, calibration charts. Limited quantity, each BRAND NEW..... \$210.00

**GOULD 6-VOLT STORAGE BATTERY**

Navy Standard, Black Rubber Case. BRAND NEW. 15 Amp. Hour Rating..... \$6.95



**GOULD 4-VOLT LEAD STORAGE BATTERY**

(2 Cell) 16 Amp. Hrs. Portable Metal Case. Brand New..... \$3.95

**WILLARD 6-VOLT MIDGET STORAGE BATTERY**  
 3-amp hr. BRAND NEW. 3 3/8" x 1-13/16" x 2 3/8". Uses standard electrolyte..... \$1.95

**WILLARD 2-VOLT STORAGE BATTERY.**  
 20 AMP. HR. BRAND NEW..... \$2.69

1-qt. Electrolyte, enough for two cells. bottle \$1.45  
 Please include 25% deposit with order—Balance C.O.D. MINIMUM ORDER \$3.00. All Shipments F.O.B. Our Warehouse N.Y.C.

**G & G Radio Supply Co.**

Dept. N-10  
 51 Vesey St., New York 7, N. Y., CO 7-4605

ment towards tube reduction uses two more 6AN8 pentodes for the i.f. stages and one of the triode sections as vertical oscillator; the remaining triode operates as the horizontal a.f.c. tube. A 6SN7 or similar dual triode can then be used for the vertical output amplifier and the horizontal oscillator. This combination makes a 13-tube receiver possible without sacrificing any of the functions or reducing the performance of the older 18-tube chassis.

**Vertical Chassis**

The design trend started by the Crosley "Super V" 17-inch receivers this year has been adopted by many other manufacturers and vertical chassis are being used in 14-, 17-, and 21-inch sets. Aside from reducing the cost of manufacturing and requiring smaller and cheaper cabinets and simpler assemblies, the vertical chassis design is advantageous for servicing. Fig. 5 gives an idea of how accessible every one of the tubes is even when the set is in the cabinet. Once the cabinet is removed, alignment and troubleshooting are speeded up because everything is visible and easy to reach.

The Raytheon 17T18 chassis, shown in Fig. 5, has several interesting features. The picture-tube mask is part of the chassis assembly. The cabinet itself is actually only a large rectangular sleeve, fitting over the assembled chassis, picture tube, and mask. To put the set into the cabinet, the entire assembly is rested on the face of the mask and the cabinet slides over it and fastens onto the mask assembly. Another feature of this model is the use of cloth "wrap arands" which go over the cabinet to adapt it to different interior colors.

The picture tube of the Hallicrafters PT-17 chassis, shown in Fig. 5, is supported on the baseboard of the cabinet and its brackets must be unscrewed from the bottom before the assembly can be withdrawn.

The rear view of the Crosley model 426 with u.h.f. and v.h.f. tuners is also shown in Fig. 5. A dial-cord arrangement permits tuning the u.h.f. converter through a side control. Since the heater arrangement of this receiver uses the series circuit shown in Fig. 4, a separate heater transformer is added for the u.h.f. converter. In this set the baseboard is not part of the cabinet and can be removed together with the chassis.

Since no power transformer is used in any of the economy sets, the chassis is usually connected directly to one side of the power line with the resulting shock hazard for servicing. In order to avoid shocks and permit connection of test equipment, an isolation transformer must be used between the a.c. line and the TV set. Some of the isolation transformers now on the market have some means of varying the output voltage, at least from 105 to 125 volts. This is a helpful feature for checking low line-voltage operation and for spotting arcing or breakdowns due to excessive line voltage.



**Grayburne FERRI-LOOPSTICK**

World's most sensitive, compact, efficient small radio antenna..... **75c**

**Grayburne VARI-LOOPSTICK**

Same as Ferri-Loopstick with variable micrometer adjustment..... **1.00**

Over 50,000,000 small radios are prospects for Loopsticks. Replaces inefficient loop antennas... pulls in stations strong and clear. Customers rave over performance... you'll rave over profits.

**DON'T ACCEPT IMITATIONS!** Ask for the Ferri-Loopstick and Vari-Loopstick by name.

**SupereX** successor to Grayburne  
 23 Atherton St., Yonkers, N. Y.

**STOP VOLUME CONTROL NOISE!**

★ **CLEANS**  
 ★ **LUBRICATES**  
 ★ **PROTECTS**

Perfect Contact Restorer — cleans and restores Volume Control buttons, push button assemblies, electrical contacts. NO NOISE is not a carbon get solution.

**"NO NOISE"**

**\$1** 2 oz. bottle. Net to Servicemen

**CONTAINS AMAZING NEW PERMA-FILM**

Get rid of dirt and oxidation immediately on contact! Scratch, hum and noise are eliminated with one drop and you're assured of top performance from then on!

**"NO NOISE"**

Available in 8 oz. bottles and quart cans.  
 Call nearest distributor or write:

**ELECTRONIC CHEMICAL CORP.**  
 813 Communipaw Ave., Jersey City 4, N. J.

New 6-oz. Spray Can **\$2.25** Net to Servicemen

Another consideration when servicing the new, series heater TV sets is the necessity for turning the set off each time a tube is changed. Failure to do this may cause heaters in other tubes to burn out.

When a "dead" receiver is serviced, check continuity of the fuse-resistor combination. If it is open, try to locate the short in the "B+" or heater circuit before replacing the fuse since otherwise the second fuse may blow too. A small supply of these new resistor fuses should be maintained for replacement use. It is not good policy to jumper the fuse with a wire after the set is repaired since subsequent shorts may damage the selenium rectifiers.

From the service technician's viewpoint the new economy models present some real improvements in that tubes and parts are more accessible. Cabinet removal is simplified and both size and weight reductions make for easier handling. Less tube types used means that a smaller stock of replacement tubes need be kept for these latest models.

-50-

### Q.C.W.A. TO MEET

THE 1954 winter meeting of the Quarter Century Wireless Association will be held October 29th at the Hotel Belmont Plaza, 50th Street and Lexington Ave., New York. A talk on single-side band transmission will be given by Don Norgaard, W2KJ, of Seltenectady, N. Y., a research engineer for the General Electric Co. Members and guests will gather for cocktails and dinner at seven o'clock.

Organized in 1917 to foster friendship among ham operators, the Q.C.W.A. now has an active membership of more than 700 and is probably the largest radio club in the world. Full membership is open to amateurs who have held licenses for 25 years or longer. The more-or-less permanent officers are John DiBlasi, W2FX, president; George T. Droste, W2IN, vice-president; David Talley, W2PE, treasurer; and Ralph G. Barber, W2ZM, secretary. The roster includes many prominent officials of the electronic industry, government officials, high ranking officers of the military services, and professional men.

-30-

### ENGINEERS NEEDED

ACCORDING to word received from Griffiss Air Force Base, Rome, N. Y. the Air Force urgently needs civilian electronic engineers and physicists.

If you have experience or training in electronic research and development or in the installation and maintenance of fixed plant facilities, you are urged to apply for the available posts.

Salaries range from \$3400 to \$9600 per annum. Free "on-the-job" graduate degree training is offered by Syracuse University College of Engineering.

Address applications to Professional Recruiting Officer, Griffiss Air Force Base, Rome, New York. Additional information regarding the job openings may also be obtained from the same source.

-50-

October, 1954



## You are FRONT ROW CENTER... with FAIRCHILD's High Compliance Diamond Cartridge

Now - you hear for yourself - new brilliance in recorded sound reproduction made possible by the Fairchild Series 215. This remarkable high-compliance cartridge brings amazing life-like quality to the most delicate nuances of recorded sound and eliminates completely listening fatigue caused by tracking distortion. Compare. You'll select Fairchild professional quality

at only \$37.50

### with FAIRCHILD's Plug-in Type Transcription Arm

Only by eliminating the adverse effects of arm resonance can records sound their best. Fairchild's new transcription arm allows the cartridge alone to lift all of the tone color from high-fidelity recordings. Dual pivoting plus a precision engineered offset provide continuous midgroove tracking. And an automatic built-in arm rest safeguards the stylus. Any standard cartridge slides into the Series 280.

Professional quality at \$29.50

### with FAIRCHILD's Balanced-Bar Preamp/Equalizer

Imagine - tailoring your high fidelity system to your listening room characteristics. The exclusive Balanced-Bar feature makes this possible. An initial adjustment matches your speaker system to your room acoustics when the Balanced-Bar is in an unbroken horizontal position. Yet there's full professional flexibility of control for the unusual record. Complete record compensation and gain controls plus an exciting new listening level adaptor. Four dual-triode tubes and a built-in power supply. Just as important, decorator styling keyed to today's living.

Net to users... \$98.50



SEE YOUR AUDIO DEALER or for free folder write  
**FAIRCHILD RECORDING EQUIPMENT**  
 EIGHT AVENUE & 154th STREET, WHITESTONE, L. I., N. Y.

SAVE \$\$\$\$  
 THOUSANDS OF BARGAINS  
 Send Stamp for our  
**GIANT CATALOG**  
 UNITED RADIO CO.  
 58A MARKET ST. NEWARK, N. J.

**ARKAY** WORLD'S FINEST  
 RADIOS PHONOGRAPHS TV  
 TEST EQUIPMENT HI-FI  
 Write for FREE Brochure  
 RADIO KITS, INC. • 120 Cedar St., N. Y. 6

**CORONA RADIO KITS**  
 EASY TO BUILD • EDUCATIONAL  
 EXCELLENT RECEPTION  
 Broadcast Superhet Kit  
**\$14.75**  
 ROCKET 115K - Latest Single Band superhet circuit for ultimate in sensitive reception and tonal quality. Kit includes all necessary parts, punched chassis, attractive bakelite mahogany cabinet, built-in loop antenna, iron core IF's, big Alnico V spkr.; tubes: 12SK7, 12SA7, 12SQ7, 6X4, 6X5, 6X6, 6X8, 6X9, 6X10, 6X11, 6X12, 6X13, 6X14, 6X15, 6X16, 6X17, 6X18, 6X19, 6X20, 6X21, 6X22, 6X23, 6X24, 6X25, 6X26, 6X27, 6X28, 6X29, 6X30, 6X31, 6X32, 6X33, 6X34, 6X35, 6X36, 6X37, 6X38, 6X39, 6X40, 6X41, 6X42, 6X43, 6X44, 6X45, 6X46, 6X47, 6X48, 6X49, 6X50, 6X51, 6X52, 6X53, 6X54, 6X55, 6X56, 6X57, 6X58, 6X59, 6X60, 6X61, 6X62, 6X63, 6X64, 6X65, 6X66, 6X67, 6X68, 6X69, 6X70, 6X71, 6X72, 6X73, 6X74, 6X75, 6X76, 6X77, 6X78, 6X79, 6X80, 6X81, 6X82, 6X83, 6X84, 6X85, 6X86, 6X87, 6X88, 6X89, 6X90, 6X91, 6X92, 6X93, 6X94, 6X95, 6X96, 6X97, 6X98, 6X99, 6X100.  
 Plaza 812K 2-Band AC-DC Super Kit...net \$20.75  
 Globemaster 814K 3-Band Super Kit...net \$24.75  
 All kits supplied less wire and solder. Please include 25% deposit with C.O.D. orders. Dept. N-8.  
**CORONA RADIO & TV CO.**  
 370 Broadway New York 13, N.Y.

**NOW  
HENRY DARES TO  
GIVE YOU THIS  
GUARANTEE**

**100% SATISFACTION**  
or Your Money Back at end of 10 day Trial

**New NC98  
National**



	18 Cash Monthly Cash Down Payments Price		
SW-54	\$5.00	\$2.61	\$49.95
NC-88	12.00	6.54	119.95
NC-125	20.00	10.89	199.95
NC-183D	40.00	21.77	399.50
HRO-60	54.00	29.00	533.50



**\$1500  
DOWN**

18 monthly payments of \$8.00  
Cash price \$149.95

Now for the first time, a crystal filter, an S-Meter, choice of electrical bandsread on amateur or SWL bands, an RF stage and 2 IF stages.



Bob Henry,  
WØARA  
Butler, Mo.



Ted Henry  
W6UOU  
Los Angeles

*We Give...*  
**LONG LONG TRADES  
LOW LOW TERMS  
10 DAY TRIAL  
FAST PERSONAL  
SERVICE**

**WE WANT you to be SATISFIED**

Ask any Ham about Henry

We have All National Re-  
ceivers in stock for immediate  
delivery, also National parts.

**Write, wire, phone or visit either store today.**

Butler 1, Missouri  
Phone 395



**Henry Radio Stores**

BRadshaw 2-2917



11240 West Olympic Blvd. Los Angeles 64

**TV-RADIO  
SERVICE LIBRARY**

HERE IS LATE INFORMATION IN A  
HANDY FORM FOR RADIO AND TELEVISION  
REPAIRMEN, SERVICEMEN AND STUDENTS



**2 VOLS. \$6 COMPLETE \$1 A  
PAY ONLY 1 MO.**  
AUDELS T.V.-RADIO  
SERVICE LIBRARY—  
Highly Endorsed—1001  
Facts—Over 1552 Pages—  
625 Illustrations, Diagrams  
of Parts, Presents Important  
Subjects of Modern  
Radio, Television, Industrial  
Electronics, F.M., Public  
Address Systems, Auto,  
Marine & Aircraft Radio,  
Phonograph Pick-Ups, etc.



**IT PAYS TO KNOW!**  
The Basic Principles—  
Construction—Installation  
— Operation — Repairs —  
Trouble Shooting. Shows  
How to get Sharp, Clear  
T.V. Pictures, Install Aerials  
How to Test. Explains  
Color Systems, Methods of  
Conversion, Terms, etc. In-  
cludes Ultra High Fre-  
quency (U.H.F.)—Valu-  
able for Quick Ready Ref-  
erence & Home Study. Tells How to Solve T.V.  
& Radio Troubles—Answers Your Questions.

**Get this Information for Yourself.  
7 DAY TEST—ASK TO SEE IT!**

**MAIL ORDER**

AUDEL, Publishers, 49 W. 23 St., N.Y. 10, N.Y.  
Mail AUDELS T.V. RADIO SERVICE LIBRARY 2 Vols. \$6 on 7  
days free trial. If G. K. I will remit \$1 in 7 days and \$1 monthly  
until \$6 is paid. Otherwise I will return them.

Name \_\_\_\_\_  
Address \_\_\_\_\_  
Occupation \_\_\_\_\_  
Employed by \_\_\_\_\_ RN

**STAN-BURN  
E-P-A-R-K-E**

**\*CATHODE RAY TUBE SPECIALS\***

One Year Guarantee			
G. E.		STAN-BURN	
*10BP4A	\$14.95	*10BP4	\$10.20
*10FP4A	21.10	*12LP4	11.90
*12KP4A	26.45	*12LP4A	13.95
*12LP4A	18.75	*12QP4	11.90
*12QP4A B1014		*12JP4	11.90
Dumont	21.00	*12UP4A	14.50
*12UP4B	28.75	*14CP4	15.60
*14CP4	24.50	*15DP4	17.50
*15DP4 B1014		*16QP4	17.50
Dumont	23.75	*16KP4	17.50
*16BP4A	30.95	*16DP4 or A	17.50
*16FP4A (N.U.)	25.25	*16JP4 or A	17.50
*16GP4 or B	31.25	*16CP4 or A	17.50
*16KP4 16RP4	24.20	*16P4	17.50
*16KP4A		*16WP4	17.50
(Aluminum)	28.35	*16AP4	17.50
*16JP4A (N.U.)	25.25	*16AP4A	23.00
*16LP4A	28.50	*16EP4A	23.50
*16MP4A	26.50	*16FP4A	23.50
*16GP4B	31.25	*16QP4A	23.50
*17BP4A	24.25	*16OP4 or A	21.00
*17CP4B	30.30	*17BP4	18.50
*17CP4	23.90	*17CP4A	21.60
*17CP4B		*17CP4B	22.60
(Aluminum)	29.00	*19FP4A	23.00
*19AP4A	41.50	*19FP4A	24.00
*20CP4	30.00	*19AP4	23.90
*20LP4	37.50	*19AP4A	24.90
*21AP4	42.00	*20CP4	23.95
*21EP4	31.80	*21EP4	25.50
*21FP4A	36.35	*21AP4	26.50
*24AP4	78.50	*24AP4	49.00

**QUANTITY CRT USERS**  
We will give you DUD allowances if you ship them  
to us Prepaid. 10 CRT's minimum shipment. WRITE  
FOR DETAILS.

**AUTHORIZED DISTRIBUTORS** for Gen-  
eral Electric, Kenrad, Tung-Sol, National Union,  
De Wald, Regal, Automatic and General Motors.

Automatic Custom-Built Radios for Plymouth, Ford,  
Chevrolet and many others, always in stock.

**We carry a Complete line of HI-FIDELITY  
& sound equipment. Send us your requests.**

We also carry a complete line of popular makes of  
Radio Tubes at 90% discount. Also many other spec-  
cial purpose and transmitting types, and all electronic  
parts and equipment at lowest prices. Send us a list  
of your requirements for prompt quotations.  
Terms: 20% with order. Balance C.O.D. All prices  
F.O.B. NEW YORK Warehouse. Minimum order \$3.00.  
Write for our latest price list and Hi-Fi catalog to  
Dept. RN-10.

**STAN-BURN** RADIO and  
ELECTRONICS CO.  
1697 BROADWAY • NEW YORK 19, N.Y.

**Phono Amplifier**  
(Continued from page 43)

former. One method of connecting the transformer will give a lower volume than the other; the proper connection is the one with the lower volume. After this correct phasing has been established, then (3) return the plate resistor,  $R_{13}$ , to the plate of the 6V6 again.

Since the power supply must furnish the negative grid biasing voltage for the 6V6, the power supply design had to proceed through a number of successive modifications before it reached its final form, as shown here in the schematic diagram. Since the entire amplifier is designed to operate at a low volume level, this reduces the plate supply current drain and permits using the smallest possible power transformer. Any one of the standard makes of 250-0-250 volt, 40 milliampere replacement type power transformers will satisfy the requirements. However, since the amplifier requires 40 milliamperes, this leaves no factor of safety in the design; in the interests of safety the amplifier should be operated in its enclosure for a number of hours to check for excessive heating.

When using an output stage having a considerable amount of feedback, as is the case here with the two-loop circuit, it is possible to keep down to a very small level of output hum with only a simple power supply filter. In this application, the filter choke was eliminated entirely, and was replaced by a 500-ohm, 2-watt resistor,  $R_{11}$ . The d.c. component of voltage across this resistor is 20 volts, just the right biasing value for the 6V6 output stage. Therefore, this resistor was removed from its usual position in the positive lead and, instead, placed in the negative lead, where the d.c. component of voltage drop will be negative with respect to ground. Then by using a simple RC filter circuit, to eliminate the a.c. components across the resistor, the 6V6 biasing voltage is obtained directly.

The 1800  $\mu$ fd. condenser,  $C_3$ , at the volume control,  $R_{12}$ , is chosen to give a drooping response at the low frequencies, since the poor acoustic loading presented by most record player enclosures would not permit the extreme low frequencies to be reproduced even if they were present. In the case of adequate speaker loading, the volume level of the amplifier is sufficiently low that even if these frequencies were to be reproduced they would be below the threshold of audibility. As an added consideration, if the response of the speaker in a particular enclosure should be of no value below some particular frequency, trying to force a bass response below that frequency by brute force will either overload the amplifier, or will force the speaker into such excessive motion that the speaker itself becomes a non-linear element, and generates a

for Everything in Electronics —for Less!

# Harjo

## APS 13 Makes a 420 MC RADIOPHONE

When converted with our easy-to-follow schematics and instructions. Range in most cases equal to 2 miles. Fine for communication, call, radio, etc.



\$4.95

Complete with RF sections, conversion booklet, and 30 MC IF strip, 6aa tubes, dynamotor and other parts not needed for conversion. Shp. wt. 13 lbs.

**\$14.95 VALUE**

**TERRACON CONDENSERS**, all of 100 best brand new standard brands. With capacity chart. **\$10 VALUE**

**FT & T COAXIAL CABLE**, RG-8/U, 111 ft. roll complete with 14-250 connectors at each end. Individually boxed and actually branded. **\$5.95**

**NEW POWER TRANSFORMER**, 115 V., 60 cy primary, 250 MA secondary, 6.3 V. sec. **\$1.79**

**TS45/APM X-Band Signal Generator**, For small labs, schools and service shops. Hurry—while they last! **\$125**

Low New Price

**Western Electric HANDSET** complete with cord. Xint. cond. FB for mobile and home telephone systems. **\$2.95**

**TV TUNERS**, Standard coil. Cascade with 6BQ7, 640. New. With instructions. **\$13.95**

**METER SPECIAL!** 0-4 amp. r.f. GE 3-inch round enclosed in aluminum case. A must for accurate XMTX output readings. **\$3.95**

**300 OHM BRIDGE T PAD**, Special. **79c ea—2 for \$1.50**

### MINIATURE LINE MATCHING TRANSFORMERS

Duplicate Function of \$55 Parts! **\$1** WHILE THEY LAST

- For blocking oscillators on TV Camera input circuits
- For blocking oscillators on TV Receiver
- Tone Oscillator transformer for electric organ
- For digital computer systems blocking and count down
- For phone patches
- For resistor circuits
- 100's other uses!

Weights only 4-oz., 1 3/16" x 1 3/16" x 2" high. Mfg'd under JAN specs & test standards. Is hermetically sealed. Four windings—2 input of 150 ohms impedance each—and 2 output of 1 of 105 ohms and one of 600 ohms impedance. Rated 6 MW 200-4000 cy. 500 V. RMS test.



### SAVE ON COMMAND EQUIPMENT

T-21/ARC 3-7 MC Xmtx **\$6.95**

R-27/ARC 4-5.1 MC Revr. **6.95**

24V Filament Transformer for above. **1.40**

Command Set Tuning Knobs for above. **per set .59**

**HI-VOLTAGE FAN BELT GENERATOR** for mobile rigs. 1000V @ 500 MA from fanbelt—for 200 to 300 Watt output. Complete with pulley, voltage regulator, hookup diagram, xmtx, tube and circuit comb—ready to **\$24.95**

install! **12V or 24V GENERATOR**, brand new, your choice **\$9.95**

### 24 V. Transformer & Rectifier Comb.

A basic 24 V. AC power supply consisting of 110 V. AC primary, 24 V. secondary, and a Rectox Rectifier. Normally rated at 1 amp—but operates intermittently up to 3 or 4 amps. Worth at least **\$6.95** **\$2.95**

Look! 701A XMTX. TUBES **\$295** 2 for \$5

DuMont 3GP1 Cathode Ray Tubes **\$179** 3 for \$5

While they last at this reduced price! New, with dope sheet. F.I.A.M.E.N.T. TRANSFORMERS for **\$2.95** these only.

Same as used in Dumont 221A Scope—with schematic of Same. New.

### RCA SURPLUS TV CAMERA

New Low Price! **\$225**

With 1846 lensoscope and stage video amplifier and clipper. For movie pickup chains and training in experimental work. Complete info on request—but hurry! **Look at this new low price!**



Just Released! New SIGNAL CORPS TELEPHONES **\$1495** Pair

ARC-4 VHF TRANSCEIVER **\$2450** With Schematic Shp. wt. 45 lbs.

Long range, waterproof lite aluminum case complete with batteries. Bell or neon indicator for call signal. Uses a handset with P-1 button. Makes a terrific fone patch.

For novice, 2-meter CB or CB2. All tubes included, less dynamotor and XMTX. For complete conversion sheet, add \$2.

WRITE FOR FREE CATALOG! All shipments F.O.B. Warehouse! No COD's please—Calif. buyers add 3% sales tax.

# Harjo Sales Co.

Dept. RJ 4109 Burbank Blvd., Burbank, Calif. PHONE: Harjo Phone: Victoria 9-2411

whole group of distortion components with attendant cross-modulation.

To take advantage of the clarity furnished by this amplifier, it is advisable to use as husky a loudspeaker as possible, to help overcome the poor acoustic properties of most speaker enclosures. A well damped speaker with a heavy magnetic structure will be more suitable than an elaborate extended-range unit, since a low value of distortion is more important in this application than is an extremely wide frequency response. With such a speaker, a child's record will be reproduced with a minimum of noise and distortion, and with a maximum of clarity and satisfaction.

## SERVICING U.H.F. TUNERS

By DONALD R. WALLOWER

SOMETIMES u.h.f. converters using the Mallory tuner shift frequency so extensively that a given station may be received twenty or thirty channels away from the correct point, if at all. If tightening the 6AF4 (or 6T4) oscillator socket contacts does not correct the trouble, the difficulty is probably caused by a coupling condenser in the oscillator circuit.

The ends of two small plates are soldered to pins 1 and 7 of the 6AF4. Soldered across their opposite ends is a small rod which is enclosed in ceramic. This, in turn, has a foil wrapped about its center to form a condenser. A tab from the tuner is soldered to the foil to provide feedback to the grid. Because movement of the oscillator tube places a mechanical strain upon the soldered connection to the foil, excessive movement can cause the foil to tear. This trouble can be corrected by resoldering the break. It is necessary that the foil make a complete and rigid circle about the ceramic to prevent mechanical movement, which would cause a frequency shift. Extreme care must be exercised while soldering, since too much heat will melt the foil. If some of the foil is missing, wrap several turns of very fine wire around it. This will give it mechanical rigidity and permit the solder to "take." The whole operation should only take fifteen to twenty minutes.

Here is a step-by-step procedure:

1. Remove the bottom plate from the compartment which encloses the oscillator tube base.
2. Unsolder the ground end of the 10,000 ohm resistor which comes from the oscillator trimmer.
3. Loosen the trimmer by unsoldering it from pins 2 and 6 of the socket, and move it toward the center of the chassis.
4. Resolder the tab and foil as outlined.
5. Replace the trimmer. Make certain it is straight and in line with the adjustment hole in the side of the compartment.
6. Resolder the ground end of the 10,000 ohm resistor.
7. Replace the cover.
8. Allow the converter to warm up. Connect it to a receiver set for channel 5, and set the converter dial to the channel number of a local u.h.f. station operating at the upper end of the band.
9. Adjust the oscillator trimmer until the station is received at this point. Use a non-metallic screwdriver.
10. Check for proper tracking.

# Perma-Power better merchandise that sells!

## TV VOLTAGE REGULATOR



10 Volt Line Adjustor  
• Normal Line Volts  
• 10 Volts Increase  
• 10 Volts Decrease  
300 Watts. Returns full height & width of picture. Eliminates intermittent sync.

**\$6.75** LIST

# made better!



## UNIVERSAL TV TUBE BRITENER

**\$4.45** LIST

Isolation type transformer gives 6.3 V for cathode — filament short or 7.8 V to increase emission. • It's parallel • It's series • It's isolation • It's electrostatic • It's universal.

# made better!

## H·B·G HORIZONTAL BAR GENERATOR



for quick TV set adjustment and alignment!

- For adjustment of vertical linearity and height controls
- Accurate positioning of focus coil or magnet
- Precise setting of yoke
- Complete with instructions

**\$1.95** LIST

# made better!



## MODEL "A" BATTERY ELIMINATOR

**\$18.95** LIST


for 105-125V., 50/60 cycles For 1 1/2 volt radios with 4 to 6 tubes. Gives nearly constant power from varying line voltages. Universal sockets for all battery p ugs.

Available from electronic parts distributors Illustrated literature upon request



EXPORT: Scheel International, 4237 N. Lincoln, Chicago 13

**DO - IT - YOURSELF**  
With These Perfect Companions



**PRECISE  
ULTRA PREAMP KIT**  
Ideal Companion for the  
Ultra Williamson Amplifier

Most modern circuitry. Separate controls for Bass Boost, Treble Boost and Roll-Off Volume. Record compensation includes latest AES curves. 4 separate input jacks. Filtering circuits. Shipping weight 7 lbs. **\$19.95**



**RESCO  
ULTRA-LINEAR Williamson  
AMPLIFIER KIT**  
FEATURING THE  
**ACRO TO-300**

You can build the finest amplifier ever developed. Complete with all components, punched chassis and full instructions that have been rated "clearest" and "easiest to follow" by post customers. A RESCO EXCLUSIVE! Shipping weight 25 lbs. **\$74.50**



Ultra Linear  
Williamson  
**ACRO  
TO-300**  
Transformer

The World's Finest Audio Output Transformer! Response:  $\pm 1$  db. 10 cps. to 100 kc. Undistorted power: 30 cps. to 30 kc. for 40 watts. For use with KT 66's, 5881's or 807's. Shipping weight 7 lbs. **\$24.75**

**ACRO TO-310**—Shipping Wt. 6 lbs. .... \$18.75 (TO-310 used to change over 6V6 amplifier to ultra-linear operation.)

**ACRO TO-330**—Shipping Wt. 17 lbs. .... \$39.75 (Push-pull parallel ultra-linear operation using 4 KT 66's, 5881's or 807's to deliver a power output of 60 watts.)

Write for free Hi-Fi Catalog and spec sheets.

**ORDER BY MAIL!**

Send check or M.O. Include postage.

**Radio Electric**  
SERVICE CO. OF PENNA., INC.  
Dept. A 7th & Arch Sts., Phila. 6, Pa.

# NEW EQUIPMENT FOR THE AUDIO TECHNICIAN

## MAGNAVOX AUDIO SYSTEM

The Magnavox Company, Fort Wayne, Indiana is now offering a line of audio components which is available to the custom-built market.

The system includes a three-speed automatic record changer, an AM-FM



tuner, a newly-designed preamplifier and control unit, and a choice of two amplifier and speaker systems.


The lower priced of the two amplifiers, a 20-watt push-pull model, drives a four-speaker system consisting of a 12" woofer, a 12" mid-range unit, and two 5" tweeters. The more expensive amplifier, a 20-watt push-pull parallel transformer-coupled type, operates a three-speaker system utilizing two heavy-duty complementary 12" speakers and a horn-type tweeter with sound diffusers and an efficient crossover network.

System response is  $\pm 1/2$  db from 30 to 15,000 cps. Both systems provide a choice of corner or rectangular speaker enclosure in mahogany cabinets.

## JENSEN "CONCERTO"

Jensen Manufacturing Company of Chicago is now offering a two-way system with separate woofer and tweeter housed in a compact enclosure suitable for small apartments and other areas with limited space.

The Model CT-100 "Concerto" in-



corporates the new P12-NL 12" speaker which has been especially designed for the system. In combination with the bass reflex cabinet, the system provides full bass response. A new

RP-102 high frequency unit handles the frequencies above 2000 cycles. A high-frequency balance control is located on the side of the cabinet to adjust the high-frequency response to the particular room acoustics and personal preference.

The "Concerto" is available in mahogany or blonde korina veneers.

## NEW CERAMIC CARTRIDGE

The Webster Electric Company, 1900 Clark Street, Racine, Wisconsin has added a new ceramic cartridge to its "Featheride" line.

Known as the Model GX, the new unit is a lightweight, single needle cartridge that will withstand heat and humidity. It develops .6 volt at 33 1/2 rpm and .8 volt at 45 rpm with 7 grams tracking pressure and a cut-off frequency of 10,000 cps. The model GX fits any standard 1/2" RETMA mounting, the RCA 45 rpm or the Columbia 33 1/3 rpm record players.

## NEW MASCO EQUIPMENT

Among the new items recently introduced by Mark Simpson Mfg. Co. of



Long Island City, New York is the Model CM-8 8-watt amplifier, a compact, moderately-priced unit.

Other new units include the "Econofone," a low-cost, dual-purpose intercom system; a "multiplier" for easy transformation of the company's "Midgetalk" and "Small Talk" two-station intercom systems into multi-station intercoms; a 12 and 24 station deluxe intercom; a new 15-watt mobile amplifier, and a 27-watt phono-top amplifier.

Complete specifications on any of these units are available from the company.

## REMOTE-CONTROL SPEAKER

Motorola Inc., 4545 W. Augusta Blvd., Chicago 51, Ill. has added a remote-controlled speaker to its line of audio equipment.

Designed as a companion piece to the company's Model 54HF1 table model unit, the new unit features an independent volume control and a 30 foot extension that connects to a

speaker jack built in the phonograph.

A 6" speaker is mounted toward the front of the cabinet behind a screen fabric. The speaker, itself, is matched with the 8" woofer and 6" tweeter found in the set. It gives three-speaker full sound reproduction.

#### AUDIO CONTROL

*ElectroSonic*, 7230 Clinton Road, Upper Darby, Pa. is offering a new audio control unit which has been tradenamed the "Fidelitrol."

This simplified control is provided



with three knobs and a selector switch yet offers complete flexibility of control, with automatic full compensation, adjustable to the individual's preference. Response is  $\pm 1$  db from 15 to 50,000 cycles at a distortion of less than  $\frac{1}{2}$  per-cent.

The unit is self-powered and easy to install. It is supplied with or without a cabinet. A four-page data sheet on the "Fidelitrol" is available on request.

#### NEW ASTATIC MIKE

The *Astatic Corporation*, Conneaut, Ohio has added a new convertible hand and desk stand type unit to its microphone line.

Tradenamed "The Gold Standard" because of its gold finish and self-supporting standard or easel which recesses into the back of the die-cast metal case, the new unit has a frequency response of 30 to 10,000 cps in the crystal version and 30 to 8000 cps in the ceramic model.

The crystal unit has been designated as the Model M302 while the ceramic mike is catalogued as the M301.

#### TAPE CONSOLE

The *Crestwood Recorder Division* of *Daystrom Electric Corporation*, Poughkeepsie, N. Y. has introduced a new line of console tape recorders for the home.

Both the company's push-button "300" and the "Hi-Fi 400" series recorders are offered in wood cabinets. Wood tones currently available include walnut, mahogany, and korina blonde. The console units contain extended-range dynamic speakers, fully baffled for complete range music reproduction. A 10-watt amplifier provides adequate volume for the full range of 30 to 13,000 cps  $\pm 2$  db of the "400" series.

#### "PORTA-VOX" SPEAKERS

*Porta-Vox Co.*, a division of *Detroit Industrial Products Co.*, 15244 Aubrey Ave., Detroit 23, Michigan, has introduced a new series of remote control

Your Ideal **SECOND** Soldering Tool

NEW  
Weller  
Junior

for your service truck . . .  
service kit . . .  
extra bench tool

MODEL  
8100  
ONLY  
**\$795**  
LIST  
over 100 watts

This newest Weller Soldering Gun fills your need for an extra soldering tool. Its new, compact design includes all regular Weller Gun features, at a rating of over 100 watts. Its new, low price makes it as convenient to buy as it is to own!

SEE THE WELLER *Junior* AT YOUR DISTRIBUTOR NOW

*Weller Junior* SOLDERING GUN  
810 Packer Street, Easton, Pa.

## Super UHF RECEPTION



### HI-GAIN YAGI

Provides guaranteed sensational UHF fringe reception. Amazing sensitivity provides up to 30 db gain, using 2, 4, or 8 bay stacked arrays. Ghosts, interference minimized or eliminated. Each serviceman's array provides 4 directors, 2 folded dipoles, 2 reflectors. And our low price insures a low cost installation. Select the model required in your area.

Model . . . . . Covering  
F-7A . . . . . Channels 14-48  
F-7B . . . . . Channels 27-62  
F-7C . . . . . Channels 47-83  
Matched stacking bars \$0.30 pr.  
25% Deposit on C.O.D. orders—Prices F.O.B., Cleveland—you pay postage.  
NATIONAL ELECTRONICS OF CLEVELAND  
1010 Delco Building . . . . . Cleveland 3, Ohio

## MORE JOBS than graduates

Demand for our engineering graduates exceeds supply. Effective placement. Study in this world-famed college established 1884. Quarters start Jan., March, June, Sept. Approved for Korean Vets.

### Bach. Sci. degree in 27 months

Complete Radio Eng. courses . . . TV, UHF and FM. Also Mech., Civil, Elec., Chem., Aero. and Adm. Eng.; Bus. Adm., Acct. Small classes. Well-equipped labs. Modest costs. Prep. courses. Write Jean McCarthy, Director of Admissions for Catalog and Campus View Book.

**TRI-STATE COLLEGE**  
16104 College Avenue, Angola, Indiana

# Immortalizing the instrument...



For the "Instrument of the Immortals" . . . and all great instruments and voices, there are now magnetic recording tapes of matching quality. They are Soundcraft Tapes, created by leading recording engineers. Soundcraft Tapes alone combine:

- Constant depth oxide for uniform middle- and low-frequency response
- Micro-Polished® coating, a patented Soundcraft process that eliminates unnecessary head wear and gives uniform high-frequency response right from the start
- Pre-coated adhesive applied directly to base firmly anchors oxide. No flaking, no cracking.
- Surface-lubrication on both sides! No friction, no chatter, no squeal
- Chemical balance throughout to prevent cupping, curling, peeling, chipping
- Uniform output of  $\pm 1/4$  db. within a reel  $\pm 1/2$  db. reel-to-reel

## SOUNDCRAFT TAPES FOR EVERY PURPOSE

**Soundcraft Red Diamond Tape** for high-fidelity.

**Soundcraft Professional Tape** for radio, TV and recording studios. Splice-free up to 2400 feet. Standard or professional hubs.

**Soundcraft LIFETIME® Tape** for priceless recordings. For rigorous use. For perfect program timing. A third as strong as steel. Store it anywhere. Guaranteed for a lifetime.

Get the Soundcraft Recording Tape you need today. Your dealer has it.

REEVES

# SOUNDCRAFT

CORP.

Dept. U9,

10 E. 52nd St., N. Y. 22, N. Y.

FOR EVERY SOUND REASON



## THE WORLD'S FINEST TAPES . . . YET THEY COST NO MORE



### ...with new GREENLEE Radio Chassis Punches

Now, in 1 1/2 minutes or less make perfect "Key" or "D" holes for sockets and other equipment. Simply insert GREENLEE Punch and turn with an ordinary wrench . . . get a "clean" opening in a hurry! Write today for details on these as well as GREENLEE Radio Chassis Punches for round and square openings. Greenlee Tool Co., 1890 Columbia Ave., Rockford, Illinois



No. 732 "Key" Punch



No. 733 "D" Punch



Nationally known, highest quality  
**PLASTIC RECORDING TAPE**  
BRAND NEW!  
1200 ft. on plastic reel. **\$1.95**  
1.79 each in lots of 6 or more.

Equal to \$15 motorized aerial systems  
**360° SUPER DIRECTRONIC**  
Electronically Rotates in All Directions  
VHF-UHF CHANNELS 2-83

Exclusive Snyder Engineering and design cuts costs to **\$24.95**

Powerful, 24 element 2 bay Directronic antenna is electronically beamsteered to any transmitter in fringe area by 6-position selector sw. No motors or electricity. Extremely high gain. COMPLETE WITH 6-POSITION DIRECTION-IC BEAM SELECTOR, 100' TUBULAR THIN-CABLE, UNIVERSAL U CLAMPS, order Snyder model AX-524.



AX548 4-BAY SUPER-DIRECTRONIC . . . . . 44.95

### Sensational New High Gain Snyder VHF "TEXAS RANGER"

For Ultra Fringe

All channels 2 to 13. High gain for ultra fringe area. Good front to back ratio and pattern. Rejects co-channel and adjacent channel interference. Gain is better than stacked conical on the low band and equal to or better than conical types on the high band. Model AX070.



Write for FREE "FYI" Bulletin No. 140

**WHOLESALE RADIO PARTS CO., Inc.**  
311 W. Baltimore St.  
**BALTIMORE 1, MD.**

speakers designed to be used with TV sets, tape reproducers, record players, and radio receivers.

Each unit in the series features a 4-position switch and volume control which permits four different speaker combinations each with volume controllable from your chair. Both the "Custom" and "Standard" models are housed in wood cabinets. The "Custom" measures 6" high, 12" wide, and 8" deep while the "Standard" unit is 6" high, 6" wide, and 4" deep. The "Custom" cabinet houses a 5" *Alnico* speaker in a bass reflex, acoustically treated enclosure. The "Standard" also uses a 5" dynamic speaker.

### PUSH-BUTTON TAPE RECORDER

A new, low-priced push-button tape "Recordio" has been announced by the *Wilcor-Gay Corporation* of Charlotte, Michigan.

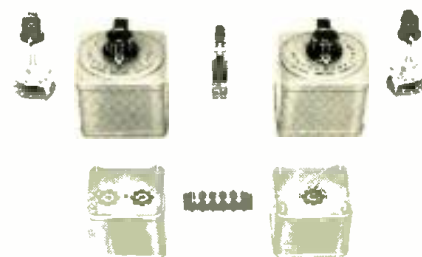
The Model 4A10 is a portable unit with dual speeds and dual tracks. It records at 3 3/4" and 7 1/2" ips and uses all size reels up to 7" in diameter. Maximum recording time at 3 3/4" speed, using a 7" reel, is two hours.

All recording, playback, and winding functions are controlled by a keyboard. Although the unit measures only 13 3/8" wide x 14 1/4" deep x 9" high, tape storage compartments are provided at the rear of the machine along with space for the microphone and built-in a.c. line cord.

### AUDIO GEAR

*Hykor Co., Inc.* of 11423 Vanowen St., North Hollywood, California has announced the availability of its Model 4200 sound effects filter and Model 4201 program equalizer units in component form.

In addition to the flexibility of installation, all features and characteristics of the company's standard models are retained. The high and



low sections of either model may be obtained separately. Complete wiring instructions are included.

Bulletin TB-4 gives complete information and specifications on the kits and is available on request.

### NEW PHONO UNIT

*Packard-Bell Company* of Los Angeles has introduced a new line of phonographs, the featured model of which is the 6P51 console.

The 6P51 incorporates three speakers, a 12" concert-type woofer and two hard-cone 5" tweeters. Frequency response is 15 to 30,000 cycles. Variable tone controls allow bass and treble to be boosted or attenuated

**RADIO & TELEVISION NEWS**



## SALES JAMBOREE!

T-26 CHEST SET. With F-1 unit. Oversize pack. Brand new.	\$1.29
RS-38 CARBON MIKE. Good condition.	\$2.75
BC-367 INTERPHONE AMPLIFIER. New. With 2 spare 6V6's.	\$12.95
MS-53 INTERCHANGEABLE MAST SECTIONS. 3 ft length.	69c
THORNDARSON FILAMENT TRANSFORMER. 110, 115 VAC. 6.3 V. @ 5 A. NEW. A hot buy!	\$1.95
ATR CORPS TYPE SIGNAL LIGHT. Model K-3. 24V. With amber and purple reflectors & carrying case. Ex. cond.	\$4.95
MARK III MICROPHONE & RECEIVER HEAD GEAR. Brand new, boxed. Only	\$3.95
NEW CATHODE 5HT1.	\$1.29
RAY TUBES 5HT1.	1.69
HS-18 HI IMP. HEAD SET. 10,000 ohms. Less hand. New.	\$1.95
JENSEN PERI-DYNAMIC ENCLOSURE. For 6" speaker. New, not surplus. Regular \$15.00. Special	\$2.95

### A HAM'S DREAM!

APX-1 or APX-2 IFF EQUIPMENT. This transmitter is a treasure-house of tube sockets, coaxial fittings, 2 motors, resistors, condensers, microswitches, amphenol conductors, and parts of other parts. Less tubes.

The whole deal **\$6.95**

MODEL ABK-7 AIRCRAFT RADIO RECEIVER. Complete less tubes. Good. Great for parts. **\$6.95**

CRYSTAL CALIBRATED FREQUENCY METER. Model LM-10 or LM-12. Navy model. Freq. range: 125-20,000 Kc. These are un-calibrated. Less calibration book but with crystal. Excl. cond. **\$22.95**

SYNCHRONOUS MOTOR. Type J-3AC. Transmitter or repeater. Made by Bendix. Excellent condition **\$19.95**

### RECEIVER SPECIALS!

BC-348. Excellent condition **\$95.00**  
BC-224. Excellent condition **\$5.00**

MN-26-C. Remote controlled directional direction finder and communications receiver. Manual DP in any of 3 frequency bands. 150-1,500 Kc. 24 V. self-contained dynamotor supply. With MN-521 and flex cable. A sensational buy!

Excellent condition **\$19.95**

AN-75 ANTENNA. Expands to 6 ft. **\$1.29**

FRENCH TYPE WALL PHONE. W.E. With F-1 unit. Excellent condition **\$1.95**

HOLDER HOOK **\$.99**

DIRECT CURRENT FAN. 24V. 1,750 rpm. **\$4.95**

AIRCRAFT HEATER VALVE. 3/4" size. 24 VDC. Mfg. by Minneapolis Honeywell. New, boxed **\$1.79**

PAPER CAPACITOR. 100,000 mfmf. 7,000 V. VDC. New, original box. Only **49c**

MN-52H LOOP INDICATOR. For MN-26. Can be used as multi-purpose indicator. New **\$1.49**

ORIGINAL ALTIMETER FOR AIRPLANES. Model RC-688 or RC-689. Less tubes. Terrific for parts. Good condition. Each **\$6.95**

"PINCOR" ROTARY CONVERTER. Input, 120 VAC @ 1.65 amps. Out., 115 VAC @ .95 amps. 200 W. Great for marine use. Brand new **\$24.95**

### DYNAMOTORS! SPECIAL VALUES!

PE-73: 28 VDC. for BC-375. Excl. cond. **\$8.95**  
PE-94B or PE-94C. For SCR-522. Excellent condition. Each **3.95**  
We HAVE PE-94 converted to 110 V. To be used as buffer. AC cord attached. Only **4.95**

ARC-5/R-28 2 MTR RCVR—2 meter superhet, absolutely one of the BEST available today! Tubes from 100 to 156 mes. In four crystal channels. (Easily converted to continuous tuning.) Complete with 10 tubes **\$17.95**

WILLARD 6-VOLT MIDGET STORAGE BATTERY 3-amp hr. BRANO NEW. 3 3/4" x 1-13/16" x 2 3/4". Uses standard electrolyte **99c**

Command Equipment (274N-ARCS, ATA)		
	As Is	Exc. Used
190-550 KC		\$14.95
1.5-3 mc		4.95
3-5 mc	5.95	9.95
6-9 mc	5.95	9.95
3-10cc. Rack		5.50
3 Control Head	1.00	2.50

### ARB NAVY RECEIVER

105 to 9650 KC. Four Bands. Calibrated Dial. LF Slip-RC-50 & 40 Meter—complete with Tubes and Dynamotor. For 24 Volt operation: easily converted to 110 V. 12 or 6 Volt. Size: 8 1/4" x 7 1/4" x 15 1/4". Excellent cond. **\$17.95**  
With schematic  
DU-1. DIRECTION FINDER LOOP AMPLIFIER for ARB receiver. With tubes and loop. Excellent condition. With schematic **\$19.95**

### BUYERS! NOW HEAR THIS!

We have 50,000 amphenol plugs, transmitter and receiver racks, 100,000 transmitter and receiver tubes, rags of other equipment.

WRITE! TELL US YOUR NEEDS!  
VISIT OUR SHOWROOMS

NOTE: All items subject to prior sale and change of price without notice. MINIMUM ORDER: \$2.50. 25% deposit with order. Balance C.O.D. All merchandise FOR. Los Angeles, Cal.

### R. S. ENTERPRISES

7636 Santa Monica Blvd. Los Angeles 46, Cal.

to handle the different recording curves. The record compensator has four switch positions, providing a play-back response to match the recording characteristic.

The record changer is the English "Collaro" unit equipped with a variable reluctance cartridge holding two sapphire-tipped needles.

The console is available in mahogany and blonde oak. It is 34 1/4" wide, 18 1/4" deep, and 36 1/2" high.

### CORNER HORN CABINET

G & H Wood Products Co., 75 N. 11th St., Brooklyn 11, N. Y. is now in production on the "Cabinart" KR-5, a 20" Klipsch-designed corner horn speaker enclosure.

This new unit may be wall-mounted, corner-hung, placed on a shelf, a



bench, a table, or any other convenient location. Each unit is equipped with a handle so that it may be carried from place to place. The finished model, available in honey walnut or walnut, French mahogany or mahogany, blonde mahogany, black lacquer, and leatherette, has a 12" cut-out with an 8" plate. The dimensions are 16 5/8" wide, 14" deep, and 21" high. It is also available in two unfinished utility models.

### AMPRO TAPE RECORDER

A flexible, two-speed tape recorder which provides both long play and broad sound fidelity range has been introduced by Ampco Corporation, 2835 N. Western Ave., Chicago, Ill.

Called the "Hi-Fi Two-Speed," the new unit records and plays at either 3 3/4 or 7 1/2 ips. The slower speed provides up to two full hours of playing and recording time, double that of the 7 1/2 ips speed. The higher speed provides the extended frequency range needed for recording music.

Frequency response at 7 1/2 ips is from 40 to 12,500 cps. At 3 3/4 ips response is from 40 to 6000 cps. The instrument features an all-electronic "piano key" control system.

### REGENCY PREAMP

A self-contained audio preamplifier with maximum equalization flexibility has been added to the Regency line by I.D.E.A., Inc. of 7900 Pendleton Pike, Indianapolis 26, Indiana.

Become an

## ELECTRICAL ENGINEER



### Major in Electronics or Power BS Degree in 36 months

Prepare now for a career as an electrical engineer or engineering technician — and take advantage of the many opportunities in these expanding fields.

You can save a year by optional year round study. Previous military, academic, or practical training may be evaluated for advanced credit.

### Enter Radio and Television — courses 12 to 18 months

You can be a radio technician in 12 months. In an additional 6-months you can become a radio-television technician with Associate in Applied Science degree. Color television instruction is included in this program.

These technician courses may form the first third of the program leading to a degree in Electrical Engineering. Twenty-one subjects in electronics, electronic engineering and electronic design are included in these courses.

Courses also offered: radio-television service (12 mos.); electrical service (6 mos.); general preparatory (3 mos.).

Terms — January, April, July, September

Faculty of specialists. 50,000 former students—annual enrolment from 48 states, 23 foreign countries. Non-profit institution. 51st year. Courses approved for veterans. Residence courses only.

MS-6A



## MILWAUKEE SCHOOL OF ENGINEERING

MILWAUKEE SCHOOL OF ENGINEERING  
Dept. RT-1054, 1025 N. Milwaukee Street  
Milwaukee 1, Wisconsin

Send FREE illustrated booklets  
 Career in Electrical Engineering.  
 Career in Radio-Television.

I am interested in \_\_\_\_\_ (name of course)

Name \_\_\_\_\_ Age \_\_\_\_\_

Address \_\_\_\_\_

City \_\_\_\_\_ Zone \_\_\_\_\_ State \_\_\_\_\_

If veteran, indicate date of discharge \_\_\_\_\_

# INTERNATIONAL RECTIFIER CORP.

Brings You A Chance to Win A  
**FREE FORD V-8**  
Plus 49 Other Big Prizes  
• • • • •  
**Selenium Diode**

## Application Contest

INTERNATIONAL RECTIFIER CORPORATION'S Selenium Diode Application Contest is open to you. Here is a chance to cash in on your ability and ingenuity.

Just illustrate and explain a new application for International Rectifier Corporation's SELENIUM DIODES.

Pick up an official entry blank from your Parts Distributor. He has one or will be glad to get one for you. Have the entry blank countersigned by your Distributor's Salesman and send it to us before January 1, 1955. The entry blank will give you all the rules and information.

### Our Judges

DR. LEE de FOREST  
United Engineering Labs, L. A.  
J. T. CATALDO  
Int'l. Rectifier Corp., El Segundo  
F. W. PARRISH  
Int'l. Rectifier Corp., El Segundo

For Entry Blanks  
See Your  
**PARTS DISTRIBUTOR**

Your Ability and "Know-How"  
Can Win A

**FREE FORD FOR YOU!**

GET YOUR ENTRY BLANK  
TODAY!

CONTEST ENDS  
JANUARY 1, 1955


INTERNATIONAL RECTIFIER

CORPORATION

EL SEGUNDO

CALIFORNIA

The new unit is housed in a mahogany or blonde cabinet measuring 16" long, 4 $\frac{3}{4}$ " high, and 7 $\frac{1}{2}$ " wide. The



control panel of gold-like satin finish accentuates the wood finish.

Full details on this Model 350-P are available from the company.

### NEW MAGNETIC TAPES

"Scotch" brand magnetic tapes No. 111 and "High Output" No. 120 are now available on high-strength polyester backing as well as on conventional acetate backing, according to *Minnesota Mining and Manufacturing Co.* of St. Paul.

Magnetic characteristics are the same as the acetate tapes but are recommended for recording applications where extreme toughness and resistance to effects of temperature and humidity change are required.

### BOZAK COAXIAL SPEAKER

The R. T. Bozak Company of Stamford, Conn. is now delivering a new coaxial speaker assembly, the B-207A, comprising one B-188A woofer, one B-200X dual-tweeter, and a 4  $\mu$ f. crossover filter, ready-wired and attached to a cast-aluminum mounting ring. Dimensionally, the complete unit is the equivalent of a conventional 15" speaker and will fit behind cut-outs for either 12" or 15" loudspeakers.

Response is flat from 40 to 16,000 cps and useful beyond 20,000 cps. Impedance is 8 ohms. The power rating is 15 watts but the speaker will handle 30 watts. —30—

### Within the Industry

(Continued from page 30)

**MANUFACTURING CORPORATION** has been formed at 6059 W. Belmont Ave. in Chicago to manufacture a new line of bobbinless precision wire types of resistors. The firm plans to make a line of resistors, condensers, etc.

\* \* \*

**DAVID S. COOK** has been promoted to the post of advertising manager of the radio-television division of *Stromberg-Carlson Company*.



He has been sales promotion manager since 1946 and now assumes the position formerly held by S. H. Manson, newly-appointed director of public relations for the company.

Mr. Cook joined the company in 1943 as editor of the company's employee publication, the "*Speaker*." —30—

## Solves the SMALL PARTS STORAGE PROBLEM



ALL-STEEL

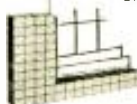
MULTI

## INTERLOCKING DRAWERS

Multi-Drawers are handy all-steel storage cabinets perfect for storing easily-lost small parts like condensers, small tubes, switches, nuts and bolts! Precision-made, finished in durable two-tone green enamel, complete with card holder. Available at your dealer's in two sizes—42c ea. in the small size (illus.), \$1.28 for the large.

### EASY TO ASSEMBLE

\*Units interlock rigidly at top, bottom, sides to fit any space.




SOME DEALERSHIPS OPEN

\*Once again, enough steel is available to make Multi-Drawers available to new dealers! Write today.

**THE CINCINNATI  
VENTILATING CO. INC.**  
THIRD & MADISON STS., COVINGTON, KY.

## SHORT CUT to Television Repairs!

No. 1 No. 2



### PIX-O-FIX TV TROUBLE- FINDER GUIDES

By Ghirardi & Middleton  
Only \$2 for the two

Eliminate  
useless testing  
... Fix sets  
in half the  
usual time

Just turn the dial of the handy, pocket-size Ghirardi & Middleton PIX-O-FIX TV Trouble-Finder Guide. When the picture in the PIX-O-FIX window matches the screen image on the television set

you're repairing... presto!... you've got your clue.

PIX-O-FIX then shows the causes of the trouble. Next it indicates the exact receiver section in which the trouble has probably happened. Then it gives step by step repair instructions. Usually it even specifies the component likely to be at fault.

### QUICK... EASY... ACCURATE

The two PIX-O-FIX units No. 1 and No. 2 cover 47 different television troubles... just about anything you're likely to be called on to fix. No. 1 identifies 24 of the most common troubles and gives 192 causes and 253 remedies for them. No. 2 covers 23 more advanced troubles not included in No. 1. Together, they are a comprehensive guide to quick "picture analysis" servicing of any TV set... AND THE PRICE IS ONLY \$2.00 FOR THE TWO. Money refunded if you are not more than satisfied. Just write your name and address in margin, enclose \$2.00 and mail to:

**RINEHART & COMPANY, Inc.**  
Dept. RN-104 232 Madison Ave.  
New York 16, N. Y.

RADIO & TELEVISION NEWS

**"Bootstrap" Interval Timer**  
(Continued from page 53)

of current into  $C_2$  could damage the 2D21, resistor  $R_2$  is employed to limit this current to a safe value.

When the power switch,  $S_1$ , is closed and time has been allowed for the tubes to come up to operating temperature, the voltage at the cathode of  $V_{1B}$  (and thus at the grid of  $V_2$ ) will have reached a value positive enough to allow firing of  $V_2$ . Relay  $RL_1$  is then energized (contacts 2 to 3 and 5 to 6) and the timer is prepared for the start of a timing sequence. One side of the output receptacle now connects directly to the power line while the other side is disconnected from the power line by the right-hand section of relay  $RL_1$ . The output receptacle thus receives power only when  $RL_1$  is de-energized.

Assume that the timer has been turned on and the tubes are warmed up, the range switch is in position "B," and the timer dial set at 30 seconds. The "C-T-F" switch is set at "T" to allow normal timer operation. When the push-button is depressed, the following sequence of events takes place:

The grid of  $V_{1B}$  is connected through  $RL_1$  (contacts 2 to 3), through the push-button switch  $S_2$ , through the "C-T-F" switch,  $S_1$ , to the minus 150-volt supply. This places a short circuit around  $C_1$  and  $C_2$ , immediately discharging them. Since both the grid and the cathode of  $V_{1B}$  are now returned to the minus 150-volt supply, the tube will conduct an amount determined by the self-bias developed across cathode resistors,  $R_1$  and  $R_2$ . This will approximate 15 volts and will place the cathode of  $V_{1B}$  at about minus 135 volts. This voltage, coupled to the grid of  $V_2$ , is negative enough to prevent firing of that tube.  $RL_1$  is thus de-energized immediately upon depression of  $S_2$ . The right-hand section of  $RL_1$  now connects power to the output receptacle and the timing interval has begun. Note that the left-hand section of  $RL_1$  has broken the push-button circuit so that the length of time  $S_2$  is depressed is not critical.

The charging condensers,  $C_1$  and  $C_2$ , now begin to charge up toward the cathode voltage of  $V_{1B}$ , and since this rise in grid voltage causes an almost equal rise in cathode voltage (because of cathode-follower action), a linear increase in cathode potential occurs. At the end of 30 seconds (for this particular dial setting) the cathode of  $V_{1B}$  and the grid of  $V_2$  have reached a voltage sufficient to allow  $V_2$  to fire. This, of course, causes current to flow through the relay winding and removes power from the output receptacle. The contacts of  $RL_1$  are now in the energized position and the timer is ready for the push-button to begin another timing sequence. It is apparent that if the range switch had been in the "A" position, the charging capacity would have been only one-fifth as great, and

The **WIDELY ACCLAIMED** **BROCINER** **INTEGRATED AUDIO AMPLIFIER** **Mark 12**

**SMALL IN SIZE • LOW IN PRICE • TOPS IN QUALITY**

**12-Watt Power Amplifier, with Bass & Treble Controls, Phono Amplifier and Compensator... in a Single Unit... only \$98.25.**

**THE FIRST COMPLETE HIGH QUALITY AMPLIFIER SYSTEM USING MILITARY-PROVEN "PRINTED CIRCUITS"**



Available at better high-fidelity distributors. (Prices slightly higher west of Rockies). Literature on request.

**BROCINER**  
ELECTRONICS LABORATORY

Dept. RN10, 344 E. 32nd St., New York 16

**FEATURES:**

- BROCINER Quality at low cost...made possible by economical production through the use of etched circuitry and semi-automatic assembly.
- Performance worthy of use with the finest speakers and phono pickups.
- Flexibility of control ordinarily found only in expensive amplifiers.
- Handsome, iridescent, maroon and gold housing...attractive as remote control unit. Compact and easy to install in cabinet.
- Full 12 watts at less than 1% distortion.
- Preamplifier for all types of high-quality phono pickups.
- Record Compensator: Independent TURN-OVER and ROLL-OFF controls provide 24 playback characteristics.
- Tape take-off jack.
- Only 4 1/4" high, 10 1/2" long, 8" deep.


**AIREX'S NEW HI-FIDELITY 1955 CHANNELOC 630FA3**

Full Tone Control • 10 WATT HI-FI Sound System  
HI Gain Cascade Tuner • 4 Microvolt Sensitivity  
The Perfect Chassis for Fringe Areas

New Exclusive Advancements  
• 10 Watt Push Pull Audio Output • Front Focus Control • Channeloc-Locks picture & sound together • Drift free operation • Automatic Freq. Control • Gated A.G.C. • Fringe Area Control • Full 4 MC. Picture Bandwidth • Phono connection & Switch • Efficient Retrace Blanking • Automatic Brightness Control • Full Focus Cosine Yoke • Color Connection on Chassis • Extra Heavy Duty Focus Coil • Fused HV Power Supply • All Molded Plastic Condensers • 6CB6 Tubes in Video I.F. • Handles up to 24" Rnd • Improved Sync System • R.C.A. Direct Drive Fly-back • Improved Video amplification • Heavy Duty Power Transformer • Improved Horizontal Sweep • Full range 12" Loudspeaker • 4 Micro-volt Sensitivity • Ready for UHF Stations • Size 22" x 16" x 10"  
Detailed Service Manual & Schematic—\$1.00

**\$164.95**

Less CR Tube & Brackets  
12" Hi-Fi Speaker With UHF 83 Channel Conv.—\$21.00



**3 MONTHS RMA GUAR. TO 200 MILE RECEPTION**

Tube Mounting Brackets \$6.50

Chassis Mfr. Lic. by R.C.A.

**WEBSTER HI-FI 3 Speed Record Changer**  
Dual stylus cart, heavy duty 4" pole motor. Plays 7"-10", 12".  
Each... **\$26.50**  
Regularly \$49.50

**TV GOLD PLASTIC MASKS**  
16" and 17".....\$ 4.95  
20" and 21".....\$ 7.95  
24".....\$14.95  
27".....\$17.95

**BARGAIN CABINET BUY**  
Mahogany console cabinet cut for 630 FA-3 Chassis. With mask, glass & tube mount... **\$49.95**  
In Blend...\$59.95  
FREE cabinet brochure

**COMBINATION SAVING**  
FA-3 Chassis  
21" Tube... **\$244.95**  
Mah. Cabinet.  
630-9 Chassis  
27" Tube... **\$299.95**  
Mah. Cabinet.  
Both above with mask, glass & tube brackets.

**TV PICTURE TUBE SALE**  
Standard Brands. Factory New. Guar. 1 year.  
• 17" Tube.....\$24.95  
• 20" Tube.....\$32.95  
• 21" Tube.....\$34.95  
• 24" Tube Rect...\$59.95  
• 27" Tube Rect...\$74.95

**FAMOUS MAKE FM-AM RECEIVER**  
Hi-Fi. 10 Tubes. Covers full FM-AM band. 10 Watt Push-pull audio output. Separate bass & treble controls. Built in FM-AM antenna. With 12" Hi-Fi speaker... **\$49.95**  
Complete line of Tuners, Amplifiers, Speakers, Phono Pick-Ups, Cartridges, Changers (Free Catalog Available)

**AIREX'S NEW SENSATIONAL 630-9 TV CHASSIS FOR 27" PICTURE TUBE OPERATION**

• Channeloc-Picture & sound locked together. No drift  
• Reception up to 200 miles  
• 22 KV high voltage power supply  
• High gain super cascade tuner  
• Phono connection & switch on chassis  
• Full 4 MC band width  
• 90 degree deflection  
• For 24" & 27" rect. tubes  
• Adaptable for color  
• 6L6 Vertical amplifier  
• RMA guarantee

**\$179.95** With 12" HI-FI RCA Speaker  
Tube Mtg Brackets.....\$6.50  
27" Aluminized rect tube (guaranteed 1 year).....\$74.95

All merchandise brand new, factory fresh, guaranteed. Mail & phone orders filled upon receipt of certified check or money order for \$25 as deposit on TV chassis. 20% on other items. Balance C.O.D., F.O.B. factory N. Y. Prices & specifications subject to change without notice.

**AIREX RADIO CORP.**

171 WESTLINGTON ST., N. Y. 7, N. Y. CORTLANDT 7-5218

ONLY THE  
**Grommes**  
New Hi-Fi Amplifier  
Gives You ALL This  
in 1 Chassis

- 1 20 WATT TRI-LINEAR, or 10 WATT TRIODE OPERATION
- 2 SELF-CONTAINED PRE-AMPLIFIER and CONTROLS
- 3 4-POSITION RECORD COMPENSATOR



Model 60-PG **\$99.50** net

Backed by many years of Grommes research and development. Precision constructed to provide audiophiles with the best high fidelity equipment at the lowest price possible.

**Power Output**—Tri-Linear 20 watts, 30 watts peak; Triode 10 watts, 20 watts peak.

**Distortion**—5% harmonic and 1.5% intermodulation at 20 watts.

**Frequency Response**— $\pm$  0.5DB. 15 to 50,000 CPS.

**Power Response**— $\pm$  1.DB. 20 to 20,000 CPS at 20 watts.

**Damping Factor**—10.

**Rumble Switch**, loudness switch, tape output.

**Terminal Board Construction**—Highest quality components.

**Adjustable Control Panel**—Finished in rich brown and gold.

See Nearest HI-FI Jabber or Send Coupon



DIVISION OF PRECISION ELECTRONICS, INC.  
9101-Rg King St., Franklin Park, Ill.

RUSH FREE NEW BULLETIN

Name \_\_\_\_\_

Address \_\_\_\_\_

City \_\_\_\_\_ Zone \_\_\_\_\_ State \_\_\_\_\_

the timed interval would also have been only one-fifth as long. Note that 30 seconds on the "A" scale corresponds to 6 seconds on the "B" scale, etc. This 5 to 1 ratio between the two scales is true except on the lower end of the dial where the small effects of the  $V_2$  grid and plate time constants become appreciable.

It is also clear that a larger setting of  $R_2$  would cause a longer RC time constant and lengthen the timed interval.

Power may be removed from the output receptacle any time after a cycle has begun by switching the "C-T-F" switch to "C" (Cancel). This places ground potential on the grid of  $V_{1B}$ , brings its cathode slightly more positive than ground and fires  $V_2$ , removing power from the output receptacle.

Notice that in the "F" (Focus) position of the "C-T-F" switch, power is continuously applied to the output receptacle.

As  $V_{1B}$  ages, the circuit will "bootstrap" less efficiently and the timed intervals would tend to exceed the dial indications. However, this tendency toward excessive intervals is effectively counteracted by using the other half of the 12AU7,  $V_{1A}$ , as the negative supply rectifier. As  $V_{1A}$  ages, the negative voltage it produces will be reduced. Since this negative voltage is the starting point from which the charging cycle begins, the effect is to shorten the time required to reach  $V_2$ 's firing potential. As a result, the effects of aging in the two sides of the 12AU7 are in direct opposition and will, to a large extent, cancel. The author tried many 12AU7's of all ages in the circuit and found little deviation in dial calibration due to tube aging, whereas with a selenium rectifier in place of  $V_{1A}$ , the effect of tube aging in the "bootstrap" circuit was serious.

Figs. 4 and 5 show the parts layout. The heaters of the two tubes and the dial lights are supplied by an ordinary 6.3 volt filament transformer having a one ampere output rating. All parts, including the wrinkle finished case, are available through most radio parts suppliers. The author was able to obtain many of the parts from a local surplus dealer. The relay,  $RL_1$ , for example, was a plate-current-operated unit from an APN-1 altimeter. The only change necessary was the substitution of double-pole, double-throw contacts. Any good 117 volt relay with d.p.d.t. contacts will work. Also obtained from surplus equipment were the charging condensers,  $C_1$  and  $C_2$ .  $C_2$  is a 600 volt, 1  $\mu$ fd. paper condenser while  $C_1$ , actually consists of two 600 volt, 2  $\mu$ fd. oil-filled units connected in parallel. It should be pointed out that  $C_1$  and  $C_2$  must be either oil or paper condensers if the builder wants maximum stability, since electrolytic types will usually change value considerably under varying conditions. The wrinkle finish cabinet is available at small cost from most radio jobbers (the author used a Bud No. C-1584 to accommodate a 7" x 6" x 2" chassis). Power is

PHONO  
AMPLIFIER  
HI-FI



INTRODUCING THE  
"SYMPHONY HALL"

The outstanding unit for discriminating music-lovers! Equal to amplifiers costing 3 & 4 times its low price!

BRILLIANT TONAL FIDELITY

\* Frequency response essentially flat 40,20,000 CPS. \* 8 watts-push pull. \* Built-in Pre-amplifier. \* 3 controls: Volume, Treble & Bass Equalizer. \* 2 inputs, crystal or magnetic. \* Inverse Feed-back. \* 8-16 ohm voice coil. \* High-Power lightweight (3 lbs.). \* AC-DC. 117 Volts. 35 Watts. \* Measures 5"x7"x2" \* 4 Tubes: 2-50C6G, 1-12SL6GT, 1-12SC7.

Audiophile  
**\$299.00**  
Net

TUNERS—ULTRA LINEAR AMPS—PREAMPS  
Request catalog of complete line: Hi-Fi AM-FM Tuners, Ultra-Linear Amplifiers, Pre-Amps. INQUIRIES FROM DEALERS-DISTRIBUTORS INVITED.

MARINE VIEW ELECTRONICS  
744 E. 138th St. New York 54

CRYSTALS!

ALL HAM FREQUENCIES

In lots of 10, Ea. .... .50c  
In lots of 5, Ea. .... .60c  
Individually, Ea. .... .70c  
Single Side Band Crystals, Ea. .... .80c

COMPLETE SET—80 CRYSTALS

Ranging from 370-516 Kc., 54th Harmonic, INCLUDING 500 Kc. & 455 Kc. crystals. Per set **\$6.95**  
Only .....

COMPLETE SET—120 CRYSTALS

Ranging from 370-540 Kc., 72nd Harmonic, INCLUDING 500 Kc. & 455 Kc. crystals. Per set **\$9.95**  
Only .....

200 KC. CRYSTAL ..... \$1.49  
500 KC. CRYSTAL ..... .75

0-1 THREE-INCH MILLIAMPER METER

270° indication. You just by-pass shunt and add scale. ONLY! **\$1.95**

\$600 VALUE! SPECIAL! HOT!!

A TRANSCEIVER WITH A BAPT OF USES! Makes an ideal 2-meter transmitter. Only a few of its many parts include: miniature blower, gear reduction motor easily converted to 110 VAC; over 40 miniature tube sockets, 7 panel coaxial fittings, microswitches, & MUCH MORE! Excellent condition. Original cost over \$400! **\$9.95**  
IT'S ALL YOURS FOR ONLY.....

ARB NAVY RECEIVER **\$18.95**

Excel. cond. Reduced!.....

ARW-2 REMOTE CONTROL RECEIVER, New...\$27.50

All items sold as is and subj. to prior sale.

SEND FOR NEW FREE CATALOGUE!

J. J. GLASS ELECTRONICS CO.  
1615 S. Main St. Los Angeles 15, Calif.

IT'S NEW IT'S HERE

It's Terrific

POPULAR  
ELECTRONICS

See Page 168

GET YOUR F.C.C. LICENSE QUICKLY!

Correspondence or residence preparation for F.C.C. examinations. Results guaranteed.

An FCC commercial operator license means greater opportunities and higher pay. We are specialists in preparing you, in a MINIMUM OF TIME, to pass FCC examinations for all classes of licenses. Beginners get 2nd class license in 5 weeks and 1st class in 3 additional weeks. Write for free booklet.

GRANTHAM SCHOOL OF ELECTRONICS  
Dept. 103-B, 6064 Hollywood Blvd., Hollywood 28, Calif.



# HARVEY for MOBILE and FIXED GEAR

**COMPLETE STOCKS ON HAND  
FOR IMMEDIATE DELIVERIES**

Here is a Partial Listing of  
**POPULAR UNITS**  
Preferred by Most of Our Customers

B & W 5100	\$442.50
Collins 32V3	775.00
Collins 75A3 & speaker	550.00
Central Electronics 20A kit	199.50
Central Electronics 20A factory wired	249.50
Central Electronics 10B kit	129.50
Central Electronics 10B factory wired	179.50
Central Electronics Sideband Slicer kit	49.50
Central Electronics Sideband Slicer factory wired	74.50
Elmac PMR6A or PMR12A	134.50
Elmac AF67	177.00
Gonset Super-6	52.50
Gonset Super-Ceiver	119.50
Gonset Communicator II	229.50
Hallicrafter SX88	595.00
Hallicrafter SX71	249.95
Hallicrafter S76	199.95
Hallicrafter S40B	119.95
Hammerlund HQ140X	264.50
Morrow 5BR	74.95
Morrow 5BRF	67.95
Morrow FTR	128.40
National NC98	149.95
National NC88	119.95
National NC125	199.95
National NC183D	383.50
National HRO60	533.50
Sonar SRT-120 kit	159.50
Sonar SRT-120 factory wired	198.50
Viking II kit	279.50
Viking II factory wired	337.00
Viking Ranger kit	179.50
Viking Ranger factory wired	258.00

**Generous Trade-In Allowances  
On Your Present Equipment**

**Anywhere in the world —**

order by mail direct from Harvey. Enclose estimated shipping charge. Excess will be refunded.

NOTE: Prices Net, F.O.B., N.Y.C.  
Subject to change without notice.



**Harvey**

RADIO COMPANY, INC.

103 W. 43rd St., N.Y. 36, N.Y. • JU 2-1500

## Don't Miss THE OCTOBER ISSUE POPULAR ELECTRONICS

FEATURING:

Build Your Own Bike Radio  
A Light Meter You Can Build  
Hi-Fi at Low \$\$\$ • Small Fi  
Home-Built Loudspeaker Enclosure  
So You Want to be a Ham—  
Radio Control of Models  
Capacity Relay • Flashing Lamps  
A Modern "Breadboard" Chassis  
Fun with Neon Bulbs  
Build this Code Practice Set  
The World at a Twirl  
Learn Electronics with Multi Use Kits  
Crystal-Type Broadcast Receiver

**NOW ON YOUR NEWSSTAND**

25¢

## Classified

Rate 50c per word. Minimum 10 words

### RADIO ENGINEERING

COMPLETE radio, electronics theory & practice; television; broadcasting; servicing; aviation, marine, police radio. 12 or 18 months. Catalog. Valparaiso Technical Institute, Dept. N, Valparaiso, Ind.

### FOR SALE

ISOLATION transformers. 35 watt #55R 117v to 117v or 135v plus 6.3v .45a tap 2% x 2% x 3% \$1.95. 10 watt #372 117v to 117v plus 6.3v .6a 2 x 1 1/2 x 1 1/2. Use with Selenium rectifier for 25ma. \$1.35 Empire Electronics Co. 409A Ave. L, Brooklyn 30, N. Y.

DIAGRAMS—Radio \$1.00; record changers, recorders \$1.25. Television with service data \$2.00. Where model unknown, give part numbers. Kramer's Radio Service, Dept. S53, 36 Columbus Ave., New York 23, N. Y.

TAPE Recorders, Tapes, Accessories. Unusual Values. Dressner, Box 66R, Peter Stuyvesant Station, N. Y. 9.

FREE: Get our monthly electronic lists. Dick Rose, Everett, Wash.

TUBES and equipment bought, sold, and exchanged. For action and a fair deal, write B. N. Gensler, W2LNL 136F Liberty, N. Y. 6, N. Y.

AN/APR-1, other "APR," "ARR," "TS," "IE," "ARC-1, ARC-3, ART-13, everything surplus: Tubes, Manuals, Laboratory equipment. Describe, price in first letter. Engineering Associates, 434 Patterson Rd., Dayton 9, Ohio.

FORTY Complete VHF Radio Terminals. These are designed for telephone service in the 72-76 mc. band, and are ideal for setting up a communication system along a pipeline, railroad, or in mountainous or lush country. Each terminal consists of the following: 1—Link Radio Type 1498T Transmitter; 1—Link Radio Type 1498P Power Supply; 1—Link Radio Type 1498K Receiver; 1—Bendelman 200 watt Power Amplifier; 1—Type PPT3 Power Supply; 1—Federal Type 101B V-F Ringer; 500 ft. Type RG 8U Coaxial Cable; 2—Welded steel Yagi Antennas—5 element; 1—Lister Diesel-Generator set, 2KW. P. J. Plishner, 550 Fifth Avenue, New York City.

CODE practice electronic Oscillators new, guaranteed \$1.00 with professional key \$6.00 postpaid. Stout 2241 E. Broadway, Muskegon, Michigan.

LOOP, shielded, directional, Marine, air beacon, broadcast. \$10.00 cash or C.O.D. Newport Supply Company, Newport Beach, Calif.

THE Biggest material U.S.A. SCR and accessories and crystals 508, 509, 608, 609, Sintex, 60 Ravensteinstreet, Brussels, Belgium.

TV-FM antennas. All types including UHF. Mounts, Accessories. Lowest prices. Wholesale Supply Co., Dept. H, Lunenburg, Mass.

DIAGRAMS for repairing radios \$1.00. Record-Changers \$1.50. Television \$2.00. Give Make, Model. Diagram Service, 672-RN, Hartford 1, Connecticut.

## PHOTO CREDITS

Page	Credit
39, 40, 41	Mississippi Highway Safety Patrol
47	Spring Community Television - Palm Springs
48 (top left)	Otto K. Oleson Co.
48 (top right)	Jerrold Electronics
49 (left & center)	Ampli-Vision
49 (rear center)	Spencer-Kennedy Laboratories
49 (front right)	Entron
64	CBS-Hytron
68	Majestic Radio & Television Corp.
69 (top left)	Raytheon Mfg. Co.
69 (bottom left)	Crosley Division
69 (right)	Hallicrafters Company
71	Berlant Associates
72, 73	Brociner Electronics Laboratory

### ADDENDUM

Some of our readers have experienced difficulty in purchasing the 1B85 thyrode called for in the parts list accompanying the article "A Simple Geiger Counter" (July 1954). The tube is manufactured by Victoreen Instrument Co., 3800 Perkins Ave., Cleveland, Ohio and is listed in the current Allied Radio Corporation catalogue. It can be ordered from Allied at 100 N. Western Ave., Chicago 80, Ill.

TELEVISIONS, working. \$30 up. WIAP, 1120 South Randolph, Arlington 1, Virginia.

CUSTOM Built HiFi: Speaker, Bass Reflex, 15 inch Co-axial, Amplifier Triode, High Gain, U.T.C. Components, Jensen Customode Cabinets, Blonde Mahogany (Rare at any price) Turntable Recko cut 3 speeds, dual Livingston Arms G.E. Broadcast. Including packing and crating price \$1050.00. K. Chadwick, The Manor, Alden Park, Phila. 41, Penna.

TELEVISION Antenna, best made \$1.95, Derr, 1018 Taylor, Vallejo, California.

REX sells selected surplus. Lowest prices ever. Sound power head and chest sets. All operating. Used—\$1.95—used, excellent \$1.95; Remote control chassis, sensitive relay, transformer, parts, schematic. 79c; Line filter, 150 watts, small, oil condensers, cased chokes, 89c; New dynamotor—DM19AX—input 12 or 24—output 500VDC—200MA continuous—100MA intermittent—shockmount, filter; Original crate—19.95. Free Flyer. Rex Radio, 88 Cortland St., N. Y., N. Y.

TV SETS \$18—Picture Tubes \$4.00. Jones, 1115 Rambler, Pottstown, Pa.

TELEVISION for everybody; each tube's purpose from Antenna to Picture Tube, no Theory. \$1.50. Burska, 918 Bath, Ann Arbor, Michigan.

ALUMINUM Tubing, Angle & Channel Plain & Perforated Sheet. Willard Radcliff, Fostoria, Ohio.

### WANTED

WANTED: New or used F-M Standard-Signal Generator, General Radio Co. Type 1022-A or equivalent. Give offer and price to F. Werk, 3039 Lincoln Ave., Chicago 13, Ill.

WANT: Surplus electronic equipment such as ART-13, DY-17, APR-1, APN-9, BC-610, BC-939, BC-318, ARC-1, RTA-1B. Cash or trade for Viking, Ranger, National, Hammarlund, Elmac, Gonset, Hallicrafters, etc. Alltronic, Box 19, Boston 1, Mass. Richmond 2-0018.

### CORRESPONDENCE COURSES

USED correspondence Courses and Books sold and rented. Money back guarantee. Catalog free. (Courses bought.) Lee Mountain, P'lgah, Ala.

PASS amateur theory exams. Check yourself with sample FCC-type questions & novice & general class examinations. All for only 50c. American Electronics, 1203 1/2 Bryant Ave., New York 59, N. Y.

### MISCELLANEOUS

ALL makes speakers repaired. Amprite Speaker Service, 70 Vesey St., New York City 7.

TEST Equipment repaired and calibrated by Factory staff. All makes. Superior, Simpson, Triplett, Eico. Prompt service. Free estimate. Douglas Instrument Laboratory, 176 Norfolk Avenue, Boston 19, Mass.

TEST Equipment repair, and Kit construction. Write for information. Bigelow Electronics, Beulah, Michigan.



No matter where you live  
or what you are doing now...

# I WILL TRAIN YOU FOR A BIG PAY JOB IN TELEVISION

L. C. Lane, B.S., M.A.  
President: Radio-  
Television Training  
Association.  
Executive Director:  
Pierce School of  
Radio-Television.

## CIVILIANS! VETERANS!

Thousands of new jobs in TV are opening up in every state as new stations go on the air. You too can take your place in America's booming TELEVISION and Electronics industry... enjoy the success and happiness you always wanted out of life! Now... prepare for a life-time career as a trained TV TECHNICIAN, often within months... using the same successful "learn-by-doing" home study methods that have helped hundreds of men with NO PREVIOUS TRAINING!

**NO EXPERIENCE NECESSARY  
LEARN TELEVISION AT HOME  
IN YOUR SPARE TIME!**



21 in.

Giant Screen TV Receiver

**GET MORE! LEARN MORE!  
EARN MORE!**  
I give you ALL the equipment and training you need to prepare for the BETTER PAY jobs in TV. While training, many of my students make \$25.00 a week repairing Radio-TV sets in their spare time... start their own profitable service business.



Super-Met Radio Receiver

### MORE EQUIPMENT!

You build and keep this professional GIANT SCREEN TV RECEIVER complete with big picture tube (designed and engineered to take any size up to 21-inch). Also all units illustrated, plus additional equipment! Everything supplied complete with all tubes.



C-W Telephone Receiver

### FREE FCC COACHING COURSE!

Prepares you at home for your FCC License. The best jobs in TV and radio require an FCC License. My FCC Coaching Course is given to you at NO EXTRA COST after TV Theory and Practice is completed.



Combination Voltmeter-Ohmmeter

### NEW! PRACTICAL TV CAMERAMAN & STUDIO COURSE!

*For Men With Previous Radio & TV Training*


I train you at home for an exciting big pay job as the man behind the TV camera. Work with TV stars in TV studios or "on location" at remote pick-ups! A special one-week course of practical work on TV studio equipment at Pierce School of Radio & TV, our associate resident school in New York City, is offered upon your graduation.



Public Address System

### FM-TV TECHNICIAN TRAINING!

My FM-TV Technician Course will save you months of training, if you have previous Armed Forces or civilian radio experience. Complete with kits. BIG SCREEN TV RECEIVER, and FREE FCC Coaching Course.



RF Signal Generator

### OPTIONAL: TWO WEEKS TRAINING IN NEW YORK CITY AT NO EXTRA COST

You get two weeks, 50 hours, of intensive Laboratory work on modern electronic equipment at our associated school in New York City—Pierce School of Radio and Television. And I give you all this AT NO EXTRA COST whatsoever, after you finish your home study training in the Radio-FM-TV Technician course and FM-TV Technician Course.

## RADIO-TELEVISION TRAINING ASSOCIATION

52 EAST 19TH STREET, NEW YORK 3, N. Y.  
Licensed by the State of New York Approved by the VA

## VETERANS!

MY SCHOOLS FULLY APPROVED TO TRAIN VETERANS UNDER NEW G.I. BILL! If discharged after June 27, 1950—CHECK COUPON BELOW! Also approved for RESIDENT TRAINING in New York City... qualifies you for full subsistence allowance up to \$160 per month. Write for details.



### MAIL COUPON TODAY!

MY 4 FREE AIDS SHOW YOU HOW AND WHERE TO GET A BETTER PAY JOB IN TELEVISION!

See for yourself how my simple, practical methods make success easy.



### NO SALESMAN WILL CALL!

Mr. Leonard C. Lane, President  
RADIO-TELEVISION TRAINING ASSOCIATION  
52 E. 19th Street, New York 3, N. Y. Dept. T-10X

Dear Mr. Lane: Mail me your NEW FREE BOOK, FREE SAMPLE LESSON, and FREE aids that will show me how I can make BIG MONEY IN TELEVISION. I understand I am under no obligation and no salesman will call.

(PLEASE PRINT PLAINLY)

NAME \_\_\_\_\_ AGE \_\_\_\_\_

ADDRESS \_\_\_\_\_

CITY \_\_\_\_\_ ZONE \_\_\_\_\_ STATE \_\_\_\_\_

#### I AM INTERESTED IN:

- Radio-FM-TV Technician Course    **VETERANS!** Check here  
 FM-TV Technician Course    for Training under NEW  
 TV Cameraman & Studio Course    G.I. Bill

Royal Twins



of High Fidelity  
**INTERELECTRONICS**

**Coronation**

**30 Watt Amplifier**

Class A-1  
Advanced Supra-Linear  
Williamson Circuitry **\$99.50**



**Preamplifier \$79.50**  
**Equalizer Console**

Exclusive feedback circuitry  
Over 50 db. feedback  
Virtually no distortion

Here are the twins that are providing high fidelity enthusiasts with their greatest thrill. The very finest equipment combining every desirable feature: Startling realism, high power, lowest distortion, polished chromium chassis, attractive low prices. Smart... both are ultra compact and precision crafted with highest quality components.

**AMPLIFIER:** KT-66 tubes, 60 watts peak! Multi-section grain-oriented output transformer. 5 to 200,000 cycle response. Less than 0.05% distortion at 15 watts. Hum and noise level virtually non-measurable. Preamp power.

**PREAMPLIFIER:** 2-729 input tube. 5 to 200,000 cycle response. 5 inputs, 16 equalization curves. Unusual bass and treble compensation. Independent recorder output. Variable loudness control. Lifetime sealed precision networks.

Hear the Coronation Twins today!  
Trade inquiries invited.

**INTERELECTRONICS**

2432 GRAND CONCOURSE  
New York 58, N. Y.

**INDEX  
OF**

*Advertisers*

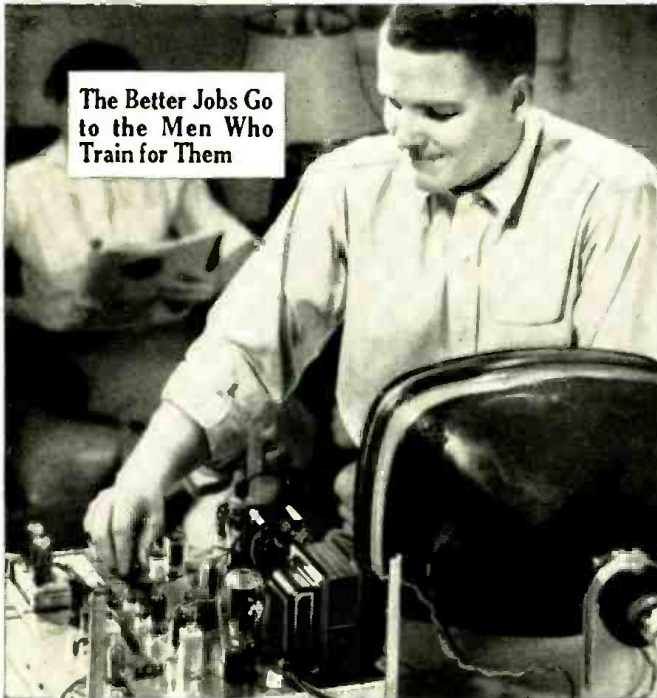
OCTOBER  
1954

While every precaution is taken to insure accuracy, we cannot guarantee against the possibility of an occasional change or omission in the preparation of this index.

ADVERTISER	PAGE NO.	ADVERTISER	PAGE NO.
Aaron Electronic Sales	148	McGee Radio Company	159
Airex Radio Corp.	185	McGraw-Hill Book Co., Inc.	156
All Channel Antenna Corp.	3rd Cover	Mercury	137
Allied Radio Corp.	9	Miller Company, J. W.	128
American Phenolic Corporation	32	Milwaukee School of Engineering	183
American Television & Radio Co.	16	Mosley Electronics, Inc.	187
Amplifier Corp. of America	174	Moss Electronics Distributing Co., Inc.	123
Approved Electronic Instrument Corp.	75	Musical Masterpiece Society, Inc., The	157
Arkay Radio Kits, Inc.	177	National Company	98, 99, 171
Arrow Sales, Inc.	114	National Electronics of Cleveland	154, 181
Ashe Radio Company, Walter	139	National Radio Institute	3, 191
Audel Publishers	178	National Schools	33
Baltimore Technical Institute	124	Newcomb Audio Products Co.	166, 167
Barrack	117	New Jersey Television Supply Co.	136
Bell Telephone Laboratories	6	Offenbach-Reimus	122
Blonder Tongue Laboratories, Inc.	144	Orradio Industries, Inc.	142
Boland & Boyce, Inc.	102	P-A-R-T-S, Inc.	124
Brociner Electronics Laboratory	185	Palley Supply Co.	156
Burstein-Appelbe Co.	163	Peak Electronics Co.	140
CBS-Hytron	13	Peerless Electrical Products—A Division of Altec Lansing Corporation	116
Candler System Co.	148	Perma Power Company	179
Capitol Radio Engineering Institute	37	Permotlux Corporation	153
Centralab	160	Philco Corporation	24, 25
Century Electronics Company	173	Photocon Sales	164
Channel Master Corp.	96, 97	Pickering & Company, Incorporated	10
Chicago Standard Transformer Corporation	110	Platt Electronics Corp.	161
Cincinnati Ventilating Co., Inc.	184	Popular Electronics	168
Cisin, H. G., Publisher	152	Precision Electronics, Inc.	186
Cleveland Institute of Radio Electronics	119	Precision Radlatlon Instruments	175
Collins Audio Products Co., Inc.	121	Premax Products	160
Columbia Electronics	120	Premier TV-Radio Supply	111
Columbia Electronics Corp.	128	Progressive "Edu-Kits," Inc.	137
Concord Radio	174	R.C.A. Institutes, Inc.	35, 122
Corona Radio & T.V. Co.	177	R.S. Enterprises	183
Coyne School	129	R.W. Electronics	102, 162
De Vry Technical Institute	5	Radiart Corporation, The	12
Du Mont, Allen B., Laboratories, Inc.	101	Radio City Products Company	126
Dynamu Magnetronics Corporation	158	Radio Electric Service Co. of Penna., Inc.	180
Editors & Engineers, Ltd.	164	Radio Receptor Company, Inc.	125
Eircraft Electronics	130	Radio Shack Corp.	131
Electronic Chemical Corp.	176	Radio-Television Training Association	23, 189
Electronic Instrument Co., Inc. (EICO)	38, 108, 137, 175	Rad-Tel Tube Co.	155
Electronic Measurements Corporation	125	Raytheon Manufacturing Company	2nd Cover
Electron Tube Wholesalers, Inc.	187	Reeves Soundcraft Corp.	182
Electro-Voice, Inc.	8	Regency	117
Erie Resistor Corporation	158	Rek-O-Kut Company	174
Fairchild Recording Equipment Corp.	177	Rider, Inc., John F., Publisher	148
Fair Radio Sales	124	Rinehart & Co., Inc.	76, 95, 144, 169, 184
Fenton Company	172	Rohn Manufacturing Co.	122
Fisher Radio Corp.	103, 105, 107, 109	Sams & Co., Inc., Howard W.	106
Freed Electronics & Controls Corporation	154	Sam's Surplus	135
G & G Radio Supply Co.	176	Sangamo Electric Company	149
G & H Wood Products Co.	141	Sarkes-Tarjian, Inc.	146
G. L. Electronics, Inc.	132	Scott, Inc., H. H.	115
General Cement Manufacturing Co.	34	Shure	104
General Electric	29	Simpson Electric Company	91, 92, 93, 94
General Electronic Dist. Co.	124	Skysweeper, Inc.	126
Gonset Co.	140	Sleeper, Milton B., Publisher	134
Good, Don, Inc.	173	Sprague Products Company	21
Goodheart, R. E.	132	Sprayberry Academy of Radio	17
Grantham School of Electronics	186	Stan Burn Radio & Electronics Co.	178
Greentee Tool Co.	182	Standard Electrical Products Co.	164
Greylock Electronics Supply Company	106	Steve-El Electronics Corp.	172
Hallcrafters	112, 114, 116, 118	Stevens Walden, Inc.	142
Harjo Sales Co.	179	Stuart Electronic Distributors	171
Harvey Radio Company, Inc.	188	Sun Parts Distributors, Ltd.	160
Heath Company	77, 78, 79, 80, 81, 82, 83, 84, 85, 86, 87, 88	Suprex Electronics Corp.	176
Henry Radio Stores	178	Sylvania Electric Products, Inc.	11
Hickok Electrical Instrument Co.	172	"TAB"	192
Hughes Research and Development Laboratories	150	Technical Appliance Corporation	28
Hycon Mfg. Company	145	Tee-Vee Supply Co.	165
Indiana Technical College	110	Telephone Engineering Co.	130
Instructograph Company	126	Tele Test Instrument Corp.	130
Interelectronics	190	Telrex, Inc.	127
International Radio & Electronics Corp.	169	Teltron Electric Company	146
International Rectifier Corporation	184	Terminal Radio Corp.	14
JFD Manufacturing Co., Inc.	31	Thornton Co.	156
J. J. Glass Electronics Co.	186	Transamerica Electronics Corp.	143
JSH Sales Co.	158	Transvision, Inc.	100, 117
Jerrold Electronics Corp.	136	Triad Transformer Corp.	170
Jones & Laughlin Steel Corporation	133	Triplett	17, 18, 19, 20
Kay-Townes Antenna Company	36	Tri-State College	181
Kedman Company	110	Tung-Sol Electric, Inc.	138
Krylon, Inc.	30	U. S. Crystals, Inc.	151
Kuhn Electronics	128	United Radio Co.	177
Lafayette Radio	147	University Loudspeakers, Inc.	7
La Pointe Electronics, Inc.	26	Valparaiso Technical Institute	175
Lelectronics Distributors	140	Video Electric Company	104
Leotone Radio Corp.	169	Walsco Electronics Corporation	113
Lincoln Rec., Inc.	156	Washtek Service Co.	148
Magnecord, Inc.	22	Weller Electric Corp.	27, 181
Mallory & Co., Inc., P. R.	4th Cover	Western Television Institute	140
Marine View Electronics	186	Wholesale Radio Parts Co., Inc.	182
Marshall Manufacturing Co.	144	Windsor Electronic Tube Co.	163
Mattison Television & Radio Corp.	132	Winston Electronics, Inc.	120
		World Radio Laboratories	108, 175
		Zingo Products	122



# Why Guess? There's a Quick, Sure Way to Find TV Set Troubles



The Better Jobs Go to the Men Who Train for Them

## NEW ALL-PRACTICE COURSE Shows How top TV servicemen fix ANY MAKE or model

*Home Training includes 17" Picture Tube, components for a TV Receiver, Scope, Signal Generator, HF Probe, all for introductory price under \$200 on easy terms.*

PUT YOURSELF IN THIS PICTURE, experimenting at home with equipment we furnish, getting set to go places in TV servicing. Speed in servicing TV sets means stepped up earnings, greater security for you.

### ACQUIRE SUPERIOR SKILLS AT HOME IN SPARE TIME

TV Servicing . . . real, professional TV Servicing, pays good money to men with specialized knowledge and training. The exciting, expanding TV industry offers more than just good jobs. It offers success, a career to men qualified to render an essential community service.

Be one of these experienced TV Servicemen. NRI's new course is 100% learn-by-doing, practical training. We supply all the equipment plus comprehensive manuals covering a thoroughly planned program of practice. You learn how experts diagnose TV receiver defects quickly. You learn the causes of defects . . . audio and video . . . accurately, easily. And you learn how to fix them.

### ALL LEARN BY DOING

You do more than just build circuits. You get experience aligning TV receivers, isolating complaints from scope patterns, eliminating interference, use germanium crystals to rectify the TV picture signal, adjust the ion trap and dozens of other professional TV Servicing techniques.

Many fellows "go around in circles" trying to isolate TV receiver defects. Don't guess! Learn professional techniques. Take this training now. If you want to go places in TV servicing you will act quickly to find

out what you get, what you practice and how you can advance with better practical knowledge through NRI's new course in Professional Television Servicing. Accept this personal invitation to get a free copy of our booklet which describes this training in detail. Mail the coupon now. Remember, with this course you keep right on working, keep right on earning at your job while you learn through actual practice at home in your spare time.

### UHF AND COLOR CREATE GROWING OPPORTUNITIES

To cash in on the present UHF and the coming Color TV boom you'll need the kind of knowledge and experience this Professional Television Servicing

Course gives you. There is no other training like this. Here, condensed into a few months of training at home, is everything that TV servicemen learn in months, even years of bench work. You get practice installing front-end channel selector strips in modern UHF-VHF receivers. You learn UHF servicing problems and their solution. Mail the coupon below. Discover how this new course meets the needs of the man who wants to get ahead in TV Servicing.

### NOT FOR BEGINNERS

NRI's Professional All-Practice Television Servicing Course is for men with some knowledge of Radio and TV fundamentals but who need intensive, practical training and actual experience with TV circuits and professional servicing techniques to be self-reliant, confident, expert TV servicemen. Get this book FREE and judge for yourself how NRI's course will further your ambition to reach the top in TV Servicing. Mail the coupon . . . there is no obligation . . . and it can open the door to a better career for you.

**MAIL THIS NOW**

HOW TO  
REACH THE  
TOP  
IN TV  
SERVICING

**NATIONAL RADIO INSTITUTE, Dept. 4KET**  
16th and U Sts., N. W., Washington 9, D. C.

Please send my FREE copy of "How to Reach the Top in TV Servicing." I understand no salesman will call.

Name.....Age.....


Address.....

City.....Zone.....State.....



# NEW PATENTED RADAR ANTENNA

OPENS NEW HORIZONS TO TV VIEWERS




**ALL DIRECTIONS • ALL CHANNELS • 2-83**  
**COLOR AND BLACK-WHITE without ANY ROTORMOTOR**

*These are the reasons why the "Riviera" is by far the most powerful VHF antenna on the market today!*

1. Utilizes 16 elements 60" long, 1/2" diameter.
2. Utilizes a specially designed, extra low loss four conductor air-dielectric POLYMICALENE transmission line which has up to 50% less loss when wet than the finest conventional transmission lines.
3. The "Riviera" encompasses an electro-magnetic capture volume of well over 650 cubic feet, many times more than conventional antennas.
4. The antenna works on the revolutionary principle that the approaching wave front is elliptically rather than horizontally polarized.
5. The new specially designed 9 position electronic orientation switch, aside from changing directivity, maintains a consistently better impedance match over the entire UHF-VHF spectrum.
6. The above features combine to give the "Riviera" antenna greater usable gain at the TV set antenna terminals than the best of any competitive antennas using rotor motors.

**This new wonder antenna, called the "Riviera", is already making history. Beyond any question of a doubt, and on an unconditional money back guarantee, it will positively outperform in the field under actual installation conditions, any and all competitive antennas on the VHF channels, with or without rotor motors.**

**POLAR PATTERNS**



only  
**\$49.50**  
 LIST PRICE

Price includes:  
 Complete Stacked Array • Stacking Bors • 9 Position Switch • Switch-to-set Coupler • 2 Stand-offs, 7 1/2" • Complete instructions

The polar directivity response patterns show the major lobes of the "Riviera" antenna on VHF. It shows the fullness of coverage in all directions of this remarkable, patented antenna as it is turned through each of the nine switch positions. Each degree of shading constitutes a different switch position. This excellent directivity response, which can be switched at will, plus the extremely high gains, clearly indicate why the Riviera is such a superior performer.

**ALL CHANNEL ANTENNA CORP.**  
 47-39 49th STREET, WOODSIDE 77, N. Y. EXETER 2-1336

**IN. UHF-VHF DISTRICTS . . . USE**  
*The* **NEW Super 60**  
**100 MILES VHF • 60 MILES UHF**

## **We Shut Our Order Book!**

In spite of frequent increases in plant capacity, we have often had to refuse orders from set manufacturers for Mallory FP Capacitors. If we hadn't, we would not have had enough to meet demands from servicemen all over the country. That's...

*Proof Positive of  
Mallory Capacitor Dependability*

## **Shut your door—**

on complaints and loss of time and money that call-backs cause you. Always use Mallory Capacitors on your service jobs.

The Mallory FP Capacitor Line is complete. There is a rating for every set. Mallory FP's are the only Fabricated Plate Capacitors on the replacement market. And they cost no more than ordinary capacitors.

Always order Mallory Plascaps® for your plastic tubular capacitor needs. Improved moisture-proofing puts an end to shorts, and leads are permanently secured.

Prove to yourself — as many manufacturers and thousands of servicemen have — **YOU CAN ALWAYS DEPEND ON MALLORY CAPACITORS.**



P. R. MALLORY & CO. Inc.  
**MALLORY**

CAPACITORS • CONTROLS • VIBRATORS • SWITCHES • RESISTORS  
RECTIFIERS • POWER SUPPLIES • FILTERS • MERCURY BATTERIES

**APPROVED PRECISION PRODUCTS**

**P. R. MALLORY & CO. Inc., INDIANAPOLIS 6, INDIANA**