

RADIO & TELEVISION NEWS

NOVEMBER

1952

35 CENTS

In Canada 40¢



ANC

IN THIS ISSUE

PORTABLE P. A. SYSTEM

QUALITY DISC RECORDING WITH HOME EQUIPMENT

ECONOMY AUDIO AMPLIFIER

4 PROBLEM PREAMPS

MULTI-STATION INTERCOM

CABINETRY

NOVICE TRANSMITTER KIT


TVI WAVETRAPS

TELEVISION "SNOW"


RADIO & TELEVISION NEWS PREAMP

(See Page 50)





Top: Picture tubes being placed into carriage before being rolled into chamber. Right: Operator admitting compressed air into chamber.



The **Torture Chamber** that tests the strength of RCA Picture Tubes

How *strong* is a picture tube? Well, certainly no stronger than its envelope. And that means that poor sealing of glass-to-glass or glass-to-metal, improper annealing of the glass—and even thermal or physical shock during manufacture—can contribute to structural weakness.

How *strong* should a picture tube be? Obviously, it must at least have adequate strength to be handled, transported, and installed safely. To insure safety, RCA has established a rigid standard of strength based on

air-pressure tests evolved through unequaled years of experience.

Throughout the day, glass and metal picture tubes of each size are picked at random from the production lines, and placed in an air-compression chamber where they are subjected to "torturing" pressure for several minutes. Any tubes failing this test are examined by RCA production inspectors who can trace the fault and correct it on the production line almost as soon as it appears. Result . . . *structurally weak tubes never reach your shop.*

RCA's constant vigilance at *all* stages of manufacture is your assurance that only top-quality RCA picture tubes leave the factory. In this way, RCA closely guards its own reputation . . . *and yours as well.*

With RCA Receiving Tubes, as well as RCA Kinescopes, **TOP-QUALITY CONTROL** makes the difference.



RADIO CORPORATION of AMERICA
ELECTRON TUBES


HARRISON, N. J.

TMK. ®

OG BONGO WALSCO FRINGO


(Translation)

"WALSCO MODEL M ANTENNA OUT-PERFORMS ALL OTHERS IN FRINGE AREAS"



Almost anywhere, the WALSCO Model M Signal King will out-perform, out-last any competitive antenna. It's a fact... the Model M brings fringe areas closer to the TV transmitter... produces sharper, crystal-clear pictures.

And once you install... *that's all*. No costly call-backs that quickly eat up profit. Guaranteed sturdier, more dependable in any climate. Chromate-coated, magnesium cross-arms have a structural strength almost equal to steel, yet $\frac{1}{3}$ lighter than aluminum. Positive corrosion resistance in severest weather. Elements are made of high-conductivity, super-strength aluminum alloy, reinforced with Swiss "Permalum." Here is quality you can trust *anywhere!*



WALSCO

Walsco quality earned its reputation

WALTER L. SCHOTT CO.

3225 Exposition Place, Los Angeles 18, Calif.

Branch: Chicago 6, Illinois

RADIO & TELEVISION NEWS is published monthly by the Ziff-Davis Publishing Company at 187 N. Wabash Ave., Chicago 1, Ill. Entered as second-class matter, July 21, 1918, at the Post Office, Chicago, Ill., under the act of March 3, 1879. Authorized by Post Office Department, Ottawa, Canada, as second-class matter. SUBSCRIPTION RATES: Radio & Television News—one year, U. S. and Possessions, Pan-American countries, and Canada \$4.00; all other foreign countries \$5.00; Radio-Electronic Engineering Edition—one year, U. S. and Possessions, Pan-American countries, and Canada \$6.00; all other foreign countries, \$7.00. Postmaster—Please return undelivered copies under item 3589 to 64 E. Lake St., Chicago 1, Ill.

RADIO & TELEVISION NEWS

Reg. U.S. Pat. Off.

First in
radio-television-electronics
Average Paid Circulation over 220,000

Radio News Trademark Reg. U. S. Pat. Office • Television News Trademark Reg. U. S. Pat. Office.

Editor
OLIVER READ, D.Sc., WFEH

Managing Editor
WM. A. STOCKLIN, B.S.

Technical Editor
H. S. RENNE, M.S.

Service Editor
CHARLES TEPFER

Assistant Editors
P. B. HOEFER
M. C. MAGNA

Television Consultant
WALTER H. BUCHSBAUM

Short Wave Editor
KENNETH R. BOORD

Staff Artist
FRANK SAYLES

Draftsman
A. A. GANS, W215P

Advertising Manager
L. L. OSTEN

Midwest Adv. Manager
JOHN A. RONAN, JR.

Western Adv. Manager
JOHN E. RAYNE

CONTENTS

NOVEMBER, 1952

Cabinetry	Jeff Markell	35
Quality Disc Recording with Home Equipment.....	John T. Moore	38
Miniature TVI Wavetraps.....	Rufus P. Turner, K6AI	41
A Portable P.A. System.....	Louis E. Garner, Jr.	42
A Novice Transmitter Kit.....	Dave Lagenour, W9LEI	45
Custom Audio.....	Harold Becker	46
New Tape Recorder Has Many Features.....	E. Berlant	48
The RADIO & TELEVISION NEWS Preamp.....		50
Mobile Radio (Part 3).....	Leo G. Sands	53
An Economy Audio Amplifier.....	George Philactos	56
Television "Snow".....	Walter H. Buchsbaum	58
4 Problem Preamps.....	George L. Augspurger	60
Remote Volume Control.....	C. Richard Ellis	64
A Multi-Station Intercom.....	Richard J. Sandretto	66
Survey of Transistor Development (Part 3).....	B. N. Slade	68
A Versatile Wavemeter.....	Jack Roberson	70
Mac's Radio Service Shop.....	John T. Frye	72
Sinusoidal Sweep Expansion.....	Stanley E. Lehnert, W9NDK	74
Fourth Annual A.E.S. Convention.....		94
FM Booster Improvement.....	Charles Erwin Cohn	108
A Deflection Amplifier Covering Range up to 100 kc.	R. G. Vaughn, Jr.	112
Self-Focus Picture Tubes.....	Edward M. Noll	122
Radio-TV Service Industry News.....		172



COVER PHOTO: The compact preamplifier designed by RADIO & TELEVISION NEWS. Complete construction details are provided on page 50 of this issue. Included in the design are various equalizer circuits. Unit can be used with any phonograph pick-up and all types of disc recordings. (Ektachrome by Bruce Downes)

DEPARTMENTS

For the Record.....	The Editor	8	Manufacturers' Literature	115
Spot Radio News.....		16	What's New in Radio.....	126
Within the Industry.....		24	New Audio Equipment.....	166
Short-Wave.....	K. R. Boord	63	Technical Books	178

Chairman of the Board and Publisher
WILLIAM B. ZIFF

President
B. G. DAVIS

Secretary-Treasurer
G. E. CARNEY

Vice Presidents
H. J. MORGANROTH
LYNN PHILLIPS, JR.

Advertising Director
H. G. STRONG

Circulation Director

BRANCH OFFICES

CHICAGO 111
785 N. Webster, AN 3-5200

LOS ANGELES 1141
Shader Center 400 W. Main St., MU 4-2116



COPYRIGHT 1952
ZIFF-DAVIS PUBLISHING COMPANY
Editorial and Executive Offices
366 Madison Ave., New York 17, N. Y.
VOLUME 48 • NUMBER 5



Member
Audit Bureau of
Circulations

SUBSCRIPTION SERVICE: All communications concerning subscriptions should be addressed to Circulation Dept., 64 E. Lake St., Chicago 1, Ill. Subscribers should allow at least two weeks for change of address.

CONTRIBUTIONS: Contributors are advised to retain a copy of their manuscripts and illustrations. Contributions should be mailed to the New York Editorial Office and must be accompanied by return postage. Contributions will be handled with reasonable care, but this magazine assumes no responsibility for their safety. Any copy accepted is subject to whatever adaptations and revisions are necessary to meet the requirements of this publication. Payment covers all author's, contributor's, and contestant's rights, title, and interest in and to the material accepted and will be made at our current rates upon acceptance. All photos and drawings will be considered as part of the material purchased.

Prepare Now... in spare time at Home ... for a New,


PROFITABLE, INTERESTING FUTURE

in
TELEVISION
RADIO - ELECTRONICS

RADIO CHIEF OF ILE DE FRANCE
FRENCH LUXURY LINER PRAISES D. T. I.

Radio Chief—Jean Desmas Says:

"DeForest's Training, Inc., of Chicago, is known not only throughout Europe, but also in many parts of the world as one of America's finest Television, Radio and Electronics training centers."



JACK DEMPSEY
Former World's Heavyweight Champion
TELLS WHY HE'S PROUD
TO BE WITH **D.T. I.**

- ① I have been greatly impressed with D.T.I.'s wonderful spirit of friendliness and sincere determination to help its students make good in Television-Radio-Electronics.
- ① I admire its remarkable 20 year record of helping men build brighter futures.
- ① I also admire the business policy of its management and the thoroughness of its large faculty of instructors.
- ① Never have I heard young men praise a school as enthusiastically as do the students and graduates of D.T.I. They are its best boosters.



Prepare At Home Or In Our Chicago Laboratory!


See for yourself how readily you may prepare at home, or in our modern Chicago laboratories, for a better job or business of your own in one of America's fastest-growing fields—TELEVISION-RADIO-ELECTRONICS.

If you train at home you get (1) the use of a 16-mm. movie projector and 16 reels of animated movies to help you learn important points faster... easier, (2) modern lessons and (3) sixteen shipments of electronic parts enabling you to get valuable practical experience from over 300 projects—including building and keeping the electronic equipment shown below. And upon completing training, you have the optional privilege of building and keeping a big 17-INCH TV set at moderate added cost. Get the full story. Mail coupon today!



LAUD D. T. I.'s HOME MOVIES IN CONGRESS

D.T.I.'s remarkable home training benefit of visual training MOVIES has been praised from the floor of the House of Representatives in Washington, D. C. and recorded in The Congressional Record.



HOME MOVIES




MULTIMETER



OSCILLOSCOPE



R-F SIGNAL GENERATOR



6-TUBE RADIO

MILITARY SERVICE!

If subject to military service, the information we have for you should prove very helpful. Mail coupon today.



De FOREST'S TRAINING, INC.
AFFILIATED WITH
De VRY Technical INSTITUTE
CHICAGO 14, ILLINOIS



MAIL COUPON TODAY!

Dept. RN-11-1
DE FOREST'S TRAINING, INC.
2533 N. Ashland Ave., Chicago 14, Ill.

I would like your Opportunity News Bulletin showing "89 Ways to Earn Money in Television-Radio-Electronics"; also, the folder showing how I may prepare to get started in this thrilling field.

Name _____ Age _____
Address _____ Apt. _____
City _____ Zone _____ State _____



"WHY SHOULD I INSIST ON **CBS-HYTRON**?"

"**YOU PROFIT MORE!**
HERE ARE
5 BIG REASONS WHY"



1. CBS-HYTRON IS FAMOUS . . . EASY TO SELL. The magic letters "CBS" are plugged for you on radio and TV station breaks . . . 102 BILLION times a year! CBS is known and respected by *all* your customers. CBS-Hytron is the profitable brand with endless sales assistance.




2. CBS-HYTRON SPECIALIZES IN RECEIVING TUBES. Since 1921, CBS-Hytron has concentrated on receiving types. Practice makes perfect. Put those years of know-how to work for you. Let time-proved CBS-Hytron dependability cut call-backs . . . make more money for you.



3. CBS-HYTRON LEADS IN TV TUBES. You know them. CBS-Hytron TV originals: 1AX2, 1X2A, 6BQ6GT, 12A4, 12B4, 12BH7, 12BY7, 12BZ7, 25BQ6GT, and the original rectangular 16RP4. Even CBS-Hytron standard TV tubes are designed-for-TV . . . tested-for-TV . . . to give you peak performance and profit.



4. CBS-HYTRON IS ULTRAMODERN. CBS-Hytron is the tube of the future. Made in the world's most modern plants. On manufacturing equipment years ahead of the rest of the industry. CBS-Hytron advanced design and precision construction keep you always ahead. Give you tomorrow's trouble-free performance today.



5. CBS-HYTRON IS MATCHED-TO-THE-SET. Combined engineering skills of leading set makers and CBS-Hytron work hand in glove for you. CBS-Hytron tubes are originally set-engineered right into the sets of 9 out of 10 leading set manufacturers. No wonder CBS-Hytron is your logical matched-to-the-set replacement tube.

IT PAYS TO BE FUSSY! Just any standard brand won't do. If you want: Trouble-free, advanced performance. Maximum customer satisfaction. Minimum call-backs. More profit. Five big reasons point the way: Insist on CBS-Hytron!



CBS-HYTRON
Germanium Diodes

Complete data yours for the asking. Write
CBS-Hytron, DANVERS, MASS., today.

RADIO & TELEVISION NEWS

Finally! No More TV Interference Problems!

The New Hallicrafters HT-20 is T.V.I. proofed!*

Here's the news you've been waiting for—a medium power transmitter (100 watts) that solves the problem of television interference once and for all. The Hallicrafters HT-20 is the answer. Completely tested in the lab and in the field, here is a transmitter that is truly T.V.I. Proofed*.

This is not simply a revamped design, but completely new circuitry to meet this problem. Physically, too, the entire transmitter is new from the massive, two-piece, completely rigid chassis to the electrical air cooling system of the final amplifier tube.

See this newest Hallicrafters—get the complete story of the finest transmitter, dollar for dollar, on the market today. Or write Hallicrafters direct for full details.

Check these features!

- 100 watts carrier power with high level (Class AB2) modulation on any band.
- Continuous coverage, with overlapping bands, from 1.7 to 30 mc.
- Compact, efficient design. Amazing for its power. The HT-20 is 20½" long, 11¾" high and 16¾" deep.
- Weight of transmitter, in cabinet, 105 pounds.
- All transformers and chokes operate "cool"—maximum temperature rise of 40 degrees. This means fewer replacements, long operating life.
- Operates equally well from relay rack or in cabinet on table top.
- Uses 117 volts, 60 cycle AC.
- Moderate cost.

* **T.V.I. PROOFED**—means that this transmitter has circuitry specifically designed to eliminate spurious and harmonic energies that result in television interference.




World's Leading
Manufacturer of Precision Radio, Television
CHICAGO 24, ILL.

hallicrafters

FOR BRILLIANT
Performance
ON ALL CHANNELS


VHF-UHF

Standardize
ON



THE ALL-CHANNEL Q-TEE WITH
RUGGEDIZED CONSTRUCTION

Newly developed printed circuit reject filters* provide brilliant all-channel performance with higher average gain. Easily stacked, thanks to pre-assembled construction and light weight. Single Bay list only\$9.25



THE NEW ULTRA Q-TEE (2-83)
ALL-CHANNEL VHF-UHF

Combines both VHF and UHF into one antenna using a single transmission line. Employs sensationally new printed circuit channel separators. Eliminates the need for two or more antennas and multiple transmission lines and switches. Install it now for VHF and it's ready for UHF. List only\$14.25

VEE-D-X

THE LaPOINTE PLASCOMOLD CORP.
Rockville, Connecticut

Gentlemen:

Please send me literature and prices on the Q-Tee and Ultra Q-Tee.

Company Name

Address

City..... Zone..... State.....

Your Name

Name of Jobber



BY THE EDITOR

AUDIO IS BIG BUSINESS

THIS, our fifth annual Audio Feature Issue, ushers in another season for the hi-fi enthusiast, the audio engineering groups, the audio experimenter, and an audio-minded public. Never before in the long history of radio has any segment of our industry faced a more lucrative field than audio, with the exception of television.

Like any lucrative field of endeavour audio has, by its wide appeal, created a popular demand for equipment in all price brackets. Unfortunately—this situation plus the urge to “make a quick buck” has encouraged many manufacturers, wholesalers, and retailers to flood the audio market with inferior components and equipment.

Claims are, in many cases, made for audio amplifier performance that cannot possibly be fulfilled. We recently saw an ad for one of these “terrific buys” and out of curiosity bought one of them for guinea pig purposes. Claims made for this audio amplifier kit included “frequency response from 20 to 20,000 cps at less than 1% distortion, power output to 25 watts for public address or high-fidelity wide-range music systems, input for any phono pickup and tuner, uses 2-6A3 output triodes with feedback, and has an 8-ohm output for hi-fi loudspeakers, etc., etc.” The price tag for this dream amplifier was less than 30 bucks—complete with 10 tubes.

Any audio engineer or other electronic technician worth his salt, in reading such claims, would pity the poor novice who might purchase such gear fully believing that he could satisfy his thirst for high-fidelity at such low cost. But would he be satisfied? Let's build this particular amplifier and see what happens:

All of the components are first laid out on the bench and checked against the parts list. With the exception of the wire, lugs, knobs, nameplate escutcheon, and chassis, all of the parts, tubes, and transformers were army surplus. Basically, there is nothing wrong with “surplus” if used for the proper application. Uncle Sam turned out a lot of good stuff. But these transformers were designed for *speech* frequencies in p.a. military gear and with response limited to *speech* frequencies—not for wide range audio. Only one (8 ohm) output is provided instead of an assortment of taps to match hi-fi speaker systems.

We knew, as construction progressed, that the final result would be somewhat shocking after listening to many home and studio equipments produced by reputable manufacturers. Three hours later found this audio master-

piece on the test bench—ready for the usual series of checks on voltage and bias and measurements of distortion, hum, noise, power output, and frequency response.

Space does not permit a complete analysis. A summary of the tests showed a frequency response from 60 to 8500 cycles within 2 db, a distortion figure approaching 18 per-cent, plate voltage on the push-pull 6A3's was 415 volts (normally 325), and power output at 1000 cycles was 17 watts. These results certainly would curl the hair of any audio man—unless he were seeking the perfect amplifier for directing artillery fire at an enemy.

Now for the listening test. This we approached with caution. The neighbors are sitting out in their patio and might not appreciate our demonstration. Our first setup was to feed a cheap crystal pickup to the one and only phono input (designed for microphone) as we were told in the instructions. We also connected a “good quality 12” speaker to the output” as instructed. The results? Phew!

Our second test was with a magnetic cartridge (still following instructions). Without proper equalization, not even mentioned in the book, the reproduction reminded us of the early stem-wound phonograph with its inherent distortion and other non hi-fi effects. At this point our disgust had reached the point where we were satisfied that our efforts to prove the fallacy of cheap audio equipment had not been made in vain.

The purpose of this “case history” is to warn the hi-fi prospect against the unscrupulous claims that are being made by certain suppliers of audio equipment. A top quality audio output transformer cannot be manufactured for less than many complete and so-called hi-fi audio amplifiers.



Our industry is well represented by manufacturers specializing in quality audio products and their ads appear regularly in this, and other, publications. The claims made by these firms have been found to be accurate in practically all instances and may be relied upon to satisfy the discriminating listener or audio technician.

Hi-fidelity audio equipment is not cheap. By its very nature—audio is a complex subject. To produce the desired effect requires near-perfection of each component in a hi-fidelity music system.

If any link in the chain from the original sound source to the ultimate destination of the human ear is weakened—there can be no true fidelity in audio O.R.

**THE ONLY COMPLETE CATALOG FOR EVERYTHING IN
TELEVISION, RADIO AND INDUSTRIAL ELECTRONICS**

**your 1953
ALLIED free!
236-PAGE CATALOG
complete...value-packed**



Send for it Today!

Here's the *one* authoritative, complete Buying Guide to *Everything in Electronics*—packed with the world's largest selections of quality equipment at lowest, money-saving prices. See the latest in TV, AM and FM receivers; High-Fidelity Custom Sound components; latest P.A. Systems and accessories; recorders; Amateur receivers, transmitters and station gear; specialized industrial electronic equipment; test instruments; builders' kits; huge listings of parts, tubes, tools, books—the world's *most complete stocks* of quality equipment.

ALLIED gives you every buying advantage: speedy delivery, expert personal help, lowest prices, liberal time payment terms, assured satisfaction. Get the latest 1953 ALLIED Catalog. Keep it handy—and save time and money. Send for your FREE copy today!

the world's largest stocks

- TV and Radio Parts
- Test Instruments
- Hi-Fi and P.A. Equipment
- Television & Home Radios
- Recorders and Supplies
- Amateur Station Gear
- Builders' Supplies
- Equipment for Industry

quick, expert service

EVERYTHING IN ELECTRONICS

ALLIED RADIO
World's Largest Radio Supply House



free

Send Today for Radio's
Leading Buying Guide

EASY-PAY TERMS

Take advantage of ALLIED'S liberal Easy Payment Plan—Radio's best terms—only 10% down, 12 months to pay—no interest if you pay in 60 days. Available on Hi-Fi and P.A. units, recorders, TV chassis, test instruments, Amateur gear, etc.

TV & HI-FI SPECIALISTS

To keep up with developments in TV and High-Fidelity, look to ALLIED! Count on us for *all* the latest releases and largest stocks of equipment in these important fields. If it's *anything* in Television or High-Fidelity equipment—we have it in stock!

ALLIED RADIO CORP., Dept. 1-L-2
833 W. Jackson Blvd., Chicago 7, Illinois

Send FREE 236-Page 1953 ALLIED Catalog

Name _____

Address _____

City _____ Zone _____ State _____

Westinghouse

announces a great new division for full-scale manufacture of
RELIATRON T. M. ELECTRONIC TUBES

To Produce and Market A Complete Line of Tubes

RECEIVING • TELEVISION PICTURE • TRANSMITTING • INDUSTRIAL • SPECIAL PURPOSE

Westinghouse proudly announces a completely new division of the Westinghouse Electric Corporation—the ELECTRONIC TUBE DIVISION, with headquarters at Elmira, New York.


This division is pledged to become THE leader in research, development, manufacture and marketing of electronic tubes. To achieve this aim rapidly and surely, Westinghouse has built two of the most magnificent, modern electronic tube plants in the world at Elmira and Bath, New York.

OLD IN EXPERIENCE; NEW IN FACILITIES, EQUIPMENT, TECHNIQUES

It has collected at these plants one of the greatest electronic tube engineering and production teams ever assembled. This experienced team was recruited from the most talented of Westinghouse's 100,000 employees and augmented by key experts from throughout the industry.

The Westinghouse Electric Corporation, too, is a veteran of wide electronic tube experience. To cite only a few instances:

- ★ Westinghouse produced the first dry-battery operated vacuum tube in America—the WD-11.
- ★ Westinghouse developed and produced the first vacuum tubes utilizing an indirectly heated cathode, introducing ac radio operation.
- ★ Westinghouse pioneered in high-powered transmitting tubes for use in both pulsed and CW radar applications. The famous Westinghouse Type WL-530 was in the Pearl Harbor radar set which gave the warning of the approach of Japanese planes in 1941. These tubes led the way to all subsequent radars.
- ★ Basic development of the cathode ray television system was performed in Westinghouse Laboratories.



RELIATRON Tubes are backed by Westinghouse Reliability

Because of Westinghouse experience and the unlimited resources and facilities of its new Electronic Tube Division, it is now producing electronic tubes which are the finest ever made... Westinghouse RELIATRON Tubes.

TUBE RESEARCH AND DEVELOPMENT

Westinghouse tube leadership is based on the untiring efforts of its research staff. These men are now improving present tube types and developing new types for superior service and new applications, including UHF.

QUALITY CONTROL

RELIATRON Tube performance is assured by exacting quality control. Every step in the manufacture of RELIATRON Tubes—from raw materials to finished product—must meet standards which are the highest in the industry.

ENGINEERING AND SALES SERVICES


Whatever your tube problem, you will find Westinghouse electronic tube sales representatives and application engineers at your service. Sales and engineering offices are strategically located throughout the country to serve you.

ADVERTISING

Trade acceptance of Westinghouse RELIATRON Tubes will be aided by a nationwide advertising campaign second to none. Sales promotion programs for distributors and service dealers will be hard-hitting sales builders. Your product or service will profit from the fullest consumer acceptance.

DISTRIBUTORS, EQUIPMENT MANUFACTURERS, WRITE NOW

For complete information on the Westinghouse line of RELIATRON Receiving Tubes, Television Picture Tubes, and transmitting, industrial, and special purpose tubes, write or wire Westinghouse Electric Corporation, Dept. G-11, Elmira, New York. Or call your nearest Westinghouse Electronic Tube Division Sales office.




WESTINGHOUSE IN ELMIRA, NEW YORK

360,000 square feet of steel, glass and brick designed for one thing—to house the most efficient electronic tube production in the world. Here are produced Westinghouse RELIATRON television picture tubes, transmitting tubes, industrial tubes, special purpose tubes—all of unsurpassed quality. Here, too, is located the headquarters of the Westinghouse Electronic Tube Division with sales, engineering and production management ready to extend a warm welcome to you.

WESTINGHOUSE IN BATH, NEW YORK

This Westinghouse Receiving Tube plant is another 220,000 square feet of modern production efficiency. It lies only a few miles from a major source of glass tube envelopes. It is served by all modern transportation media to assure prompt shipment of your requirements—only hours away from all principal markets. Here at Bath the most modern equipment is operated by the industry's leading craftsmen. From it are shipped the finest receiving tubes in the industry—Westinghouse RELIATRON Tubes.




YOU CAN BE SURE...IF IT'S
Westinghouse

**ELECTRONIC
TUBE DIVISION**

WESTINGHOUSE ELECTRIC CORPORATION, ELMIRA, N. Y.

Here's your Opportunity



to prepare for a good job or a business of your own in TV SERVICING

There are today more good jobs open in TV Servicing than there are trained and experienced men to fill them. Yes, thousands of opportunities exist now for good-pay jobs offering employment security for years and years to come. Thousands of TV Servicing jobs are going begging. Do you want one of them?

Experts agree, that because of the critical shortage of trained and experienced TV Servicemen, and the tremendous future growth of the industry, no vocational field today offers more opportunities than TV Servicing.

The Big New Industry with a Great Future

Television is just in the beginning stages of its big industrial boom. Look at these amazing facts:

- Lifting the freeze on new TV stations will open many new TV areas and will improve the coverage of existing areas. The result will be an enormous demand for TV receivers.

- Within a few years over 1000 TV stations will be telecasting compared with 108 TV stations now on the air.

- Nearly one-half of all families living within the present TV areas do not yet own TV receivers.

- The new trans-continental video network plus better and more interesting programs plus larger viewing screens and color TV will increase the installation of new receivers, will induce present owners of 12-inch and smaller size viewing screens to buy newer model receivers.

- The power increases of many existing stations and improved reception range of current receivers will result in receivers being installed and serviced in the fringe areas of present stations.

- Under the FCC proposal, over 70 per cent of all communities will be served by UHF channels exclusively. This means TV servicemen must know UHF receivers before the new UHF stations in their area are opened.

- No one yet knows how great the industrial TV market will be.

RCA Institutes Home Study Course prepares you for a Career in TV Servicing

The addition of the RCA Institutes TV Service Training to your present radio-electronics experience will qualify you to step out and grasp the golden opportunities that now exist in television—America's fastest growing industry.

Learn at home—in your spare time—while you study the practical *how-to-do-it* techniques with *how-it-works* information. Easy-to-read and easy-to-understand lessons under the supervision of RCA engineers and experienced instructors quickly train you to qualify for the many good jobs now waiting for trained TV servicemen. Don't pass up this lifetime opportunity for financial security and a bright future in TV. Learn TV Servicing from RCA—pioneers and leaders in radio, television and electronic developments.

RCA Institutes conducts a resident school in New York City offering day and evening courses in Radio and TV Servicing, Radio Code and Radio Operating, Radio Broadcasting, Advanced Technology. Write for free catalog on resident courses.

Send for FREE BOOKLET

Mail the coupon—today. Get complete information on the RCA INSTITUTES Home Study Course in Television Servicing. Booklet gives you a general outline of the course by units. See how this practical home study course trains you quickly, easily. Mail coupon in envelope or paste on postal card.



MAIL COUPON NOW!

RCA INSTITUTES, INC., Home Study Department RN-1152
350 West Fourth Street, New York 14, N. Y.

Without obligation on my part, please send me copy of booklet "RCA INSTITUTES Home Study Course in TELEVISION SERVICING." (No salesman will call.)

Name _____ (please print)

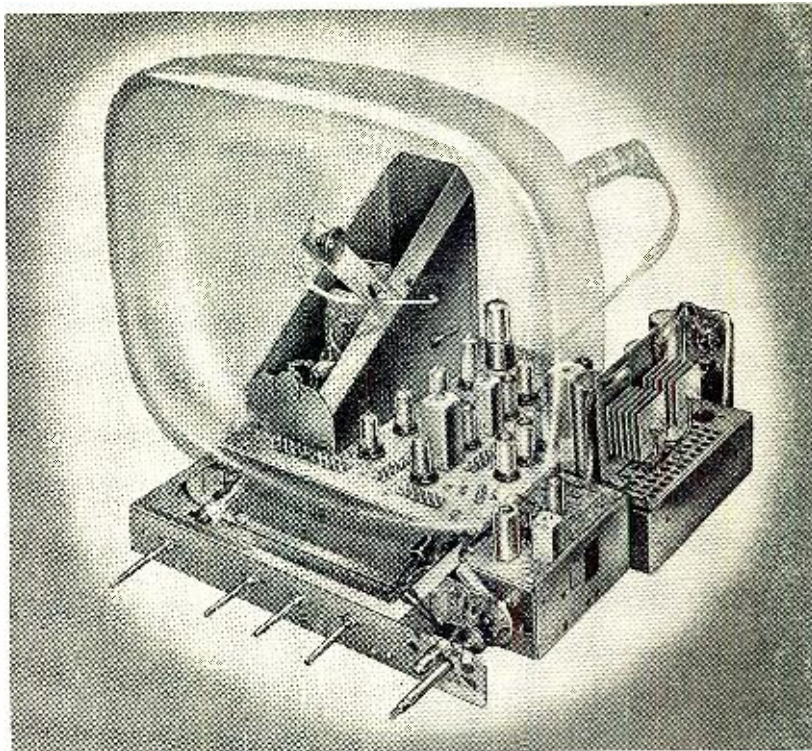
Address _____

City _____ Zone _____ State _____



RCA INSTITUTES, INC.
A SERVICE OF RADIO CORPORATION OF AMERICA
350 WEST FOURTH STREET, NEW YORK 14, N. Y.

EVERYTHING YOU NEED TO KNOW ABOUT NEW G-E ULTRA-VISION



Resident G-E Field Engineers right in your own TV area are now holding Field Clinics open to all service men without charge.

YOU will want to know all about the new G-E Black-Daylite TV with Ultra-Vision. It's taking the country by storm. This sensational advancement has been made possible by the entirely new G-E Stratopower Chassis . . . the first ever fabricated by automatic dip-soldering and designed to take all the grief out of servicing.

It will pay you to sit in on one of the Field Clinics now being held throughout the country. G-E technicians, equipped with the new Dynamic Analyzer demonstrate quick, simple ways to diagnose TV troubles and to correct them. They will answer all your questions on circuits, picture tubes, components and replacement parts. With this knowledge you will be prepared for profitable follow-up on service requirements this fall and next year.

Get in touch with the TV service manager at your G-E TV distributor now. Tell him to sign you up for the first clinic that hits your area. In the meantime, send for Free Service Notes on the General Electric Stratopower Chassis.

You can put your confidence in—
GENERAL ELECTRIC

GET THESE SERVICE NOTES FREE

Just printed! This new service data bulletin, complete with alignment procedures, detailed circuit analyses, adjustment illustrations and replacement parts lists for the new G-E Stratopower Chassis. Mail coupon below for your free copy.



General Electric Company, Bldg. 5, Room 112
Electronics Park, Syracuse, N. Y.

Rush my copy of your new Stratopower Chassis Service Notes.

NAME.....

TITLE or COMPANY.....

ADDRESS.....

CITY.....STATE.....

TRAIN

for Security! Good-Paying Jobs!

MAKE THE MONEY YOU'VE ALWAYS DREAMED OF!



LEARN RADIO -TELEVISION

AND ELECTRONICS BY EASY SHOP METHOD TRAINING AT HOME!

You get all the parts—even tubes!— for this modern Superheterodyne Receiver. You learn to build it step by step. And you keep it! Get all the facts. Mail coupon now.

Let **NATIONAL SCHOOLS**—a resident-training school for nearly 50 years—train you at home for today's unlimited opportunities in Radio-Television-Electronics. National Schools is one of the largest schools of its kind. It is located in Los Angeles—the center of Radio and TV world! It has four large buildings of modern shops and labs. Its faculty is considered tops in the business.



You learn from lessons prepared by experienced instructors and engineers. Men who are successful Radio and Television technicians. Men who have trained 1000's of men like YOU!



FREE BOOK TELLS YOU HOW!

Page after page—in color—tells you everything you want to know. Mail the coupon. Get this valuable book today. And if you hurry—YOU GET A FREE SAMPLE LESSON, TOO! Shows how easy National Schools Home Training is. Mail the coupon today.


You Train At Home—In Your Spare Time

National Schools Shop Method Home Training gives you basic and advanced instruction in all phases of Radio-TV-Electronics. And remember—your training is based on resident school training principles. You learn *fast* from hundreds of diagrams and pictures. All instructions are written by experienced technicians who work in Radio and TV every day. All instructions have been developed and tested in National Schools' own labs and studios, which are equipped with the latest RCA equipment. No wonder this National Schools course is so up-to-date, practical, interesting. And so easy to learn! And no wonder it is held in such high regard by leaders of American industry! Approved for eligible Veterans.


We Teach You How To Make Welcome Extra Money—While You Learn!

Many National Schools students—men like you—make plenty of extra dollars each week in spare time! Fixing neighbors' radios, appliances—and other ways we teach you. You start learning and earning from the day you enroll. From the very first lesson!

WE SEND YOU LOTS OF PARTS LIKE THIS!



With National Schools Shop Method Home Training, you get basic principles and plenty of *practical* training. You learn by *doing*. No wonder you learn so fast! We send you many parts—all of professional, modern quality. You do lots of practical experiments. You advance day by day, step by step. Until you can even build the modern Superheterodyne Receiver you see above—plus other important testing units. The free book tells you all about it. The free sample lesson shows how easy the training is. Use the coupon. Send today—without fail!



Only National Schools Gives You This Professional Multi-Tester!

You get this amazing, new testing instrument—factory-made and tested—complete—ready to use! Simple to operate. Accurate and dependable. An instrument every Radio-TV man needs. Light enough to carry around—so you can use it at home or on service calls. You'll be proud to own this valuable equipment.

Here are only a Few of the Good-Paying Jobs You Can Choose

Radio Station Engineer, District Service Manager, Aircraft Radio Inspector, Own Your Own Repair Shop, Inspector Technician, Service Specialist, Special Government Jobs, Complete TV Service, Sound Truck Operator. Many more!

National Schools graduates have secure, good-paying jobs like these! So don't wait—mail the coupon today. Now—while you're thinking about it!

Attention! Men Going into Service Soon!

National Schools' course quickly prepares you for many important jobs in the Armed Services. With National Schools Training you have an opportunity to get into *special* service classifications—with higher pay and grade—immediately!

FREE SERVICE FOR GRADUATES

National Schools uses its great influence and prestige to help you find your place in the field of your choice. Don't put it off! Start yourself toward a skilled trade! Get the big pay you've always wanted!

NATIONAL SCHOOLS

LOS ANGELES 37, CALIFORNIA • ESTABLISHED 1905

In Canada: 193 Hastings St., Vancouver 4, B.C.

Today's Shortage of Trained Technicians Creates Chance of a Lifetime For You!

Think of it! With guided missiles, radar, and other electronic devices so important to national defense! With big, new developments in TV. With over 90,000,000 home and auto radios, over 12,000,000 TV sets. With more than 3100 radio stations...over 100 TV stations—and more building every day...yes, imagine the great opportunity you have today! YOU are wanted in Radio-Television-Electronics! America's fastest-growing field. High-pay jobs—the kind you've always wanted—are waiting for YOU!

Job Security! Big Money! For YOU! in Today's Expanding Industries!

Trained Radio and Television technicians really make important money these days. Thousands of National Schools graduates—men just like you—are earning good money all over the country. Why not you? And—National Schools graduates get the personal satisfaction of being highly-skilled technicians. Men people respect. Men who *enjoy* their work—rather than having to drag along in just any old job.

National Schools Has Trained 1000's of Successful Men! Why Not YOU?

In almost every state—and many foreign countries—National Schools graduates are filling big jobs with famous companies. Or running their own successful businesses. What are YOU waiting for? National Schools training is *complete* training. So when you graduate you can take advantage of today's big opportunities in Radio-Television-Electronics—fast.

**DON'T PUT IT OFF!
GET THE BIG SALARY YOU HAVE ALWAYS WANTED!**

MAIL THIS COUPON TODAY—WITHOUT FAIL!

NATIONAL SCHOOLS, Dept. RH-112
4000 South Figueroa Street
Los Angeles 37, California

Mail in envelope or paste on penny post card.

Mail me FREE the book mentioned in this ad. Also a free sample lesson. I understand no salesman will call on me.


NAME _____ AGE _____

ADDRESS _____

CITY _____ ZONE _____ STATE _____

Check here if you were released from the Service less than 4 years ago.

RADIO & TELEVISION NEWS



GIVE YOUR BUSINESS A LIFT...

with the

RAYTHEON Bonded Electronic Technician Program !

The above seal means a good deal to every Service Dealer who can display it. Thanks to Raytheon's national magazine and radio advertising, the public accepts this seal as the mark of a capable, reliable thoroughly honest Service shop — a shop whose technical ability, business ethics and *Bond* are above reproach.

Once a Service Dealer gains this consumer confidence he has cleared the biggest hurdle in the race for more volume and profit.

And here's the best part of all. If you can qualify as a Raytheon Bonded Electronic Technician, this priceless sales stimulator *is yours without cost.*

Raytheon has financed this program for over six years as their investment in your future.

Better contact your Raytheon Tube Distributor today, and see if you can qualify for this exclusive sales advantage.



RIGHT... FOR SOUND AND SIGHT®



RAYTHEON MANUFACTURING COMPANY

Receiving Tube Division

Newton, Mass., Chicago, Ill., Atlanta, Ga., Los Angeles, Calif.

RAYTHEON MAKES ALL THESE:

RECEIVING AND PICTURE TUBES • RELIABLE SUBMINIATURE AND MINIATURE TUBES • GERMANIUM DIODES AND TRANSISTORS • NUCLEONIC TUBES • MICROWAVE TUBES

Excellence in Electronics


SOLVE your hi-fidelity problems with
University TWEETERS
WIDEST SELECTION, BEST VALUE, HIGHEST QUALITY!
HIGH FREQUENCY REPRODUCERS

MODELS 4408, 4409—600 CYCLE TWEETER. Response 600-15,000 cps. Ideal for 2 or 3-way systems as Tweeter or mid-range speaker where low crossover frequencies are desired. EXCLUSIVE "reciprocating flares" design results in wide angle distribution. Use with amplifiers up to 40 watts.



MODEL 4407 — COAXIAL SPEAKER ADAPTER. Converts conventional 12" cone speaker into a wide-range coaxial reproducer in a few minutes. Installation is extremely simple and results in a dual speaker system at relatively low cost. Model 4407 includes Model 4401 Tweeter.

MODEL 4401 — 2000 CYCLE TWEETER. response 2000-15,000 cps. Efficient and economical for extending the response of any good 8-15" cone speaker to 15,000 cps. EXCLUSIVE "reciprocating flares" design assures wide angle dispersion. Use in 2 or 3-way systems where crossover in the 2000-5000 cps range is desirable. For amplifiers up to 25 watts, woofers 6-16 ohms.



MODEL 4402 — WIDE ANGLE DUAL TWEETER. The most versatile reproducer ever available. Use of TWO independent drivers permit series or parallel connection for matching 4-16 ohm speakers. For amplifiers to 50 watts. Can be connected for medium or wide angle distribution. For 2 or 3-way systems. Response 2000-15,000.

CROSSOVER NETWORKS

MODEL 4405 — FREQUENCY DIVIDING NETWORK. An effective and economical unit preventing frequencies below 2000 cycles from entering the Tweeter circuit. Protects the Tweeter and reduces overlap in the crossover range. Includes built-in volume control.



MODELS 4410, 4420—L/C CROSSOVER NETWORKS. Segregates highs to the Tweeter and lows to the woofer. Reduces overlap response in Tweeter and woofer. Model 4410 for 600 cycle reproducers, 4420 for 2000 cycle tweeters. Can be used together as a network for 3-way systems. Volume controls included.



Write for literature describing 8", 12", and 15" extended range, coaxial and woofer type cone speakers. Address Desk N-11

University
LOUDSPEAKERS INC
90 SO. KENSICO AVE., WHITE PLAINS, N. Y.

Spot Radio News

★ Presenting latest information on the Radio Industry.

By RADIO & TELEVISION NEWS'
WASHINGTON EDITOR

THE ULTRA-HIGHS and the deep South, originally forecast as the future hub of buzzing activity in the post-freeze era, streaked through to the predicted prominence, as the FCC continued its grant race, in the early days of the Fall. Of the 44 authorized allocations, nearly half have been for southern areas, and the bulk of the allotted channels have been for the higher bands.

During the past few weeks, the following southern commitments have been announced: Jackson, Miss., Channel 25 (*Mississippi Publishers Corp.*); Mobile, Alabama, Channel 48 (*Pursley Broadcasting Service*); Chattanooga, Tenn., Channels 49 and 43 (*Chattanooga TV Inc.*, and *Tom Potter*); Austin, Texas, Channel 24 (*Tom Potter*); Baton Rouge, La., Channel 28 (*Modern Broadcasting Co.*), and Ashland, Ky., Channel 59 (*Polan Industries*).

The entry of Tom Potter, Texas oil millionaire, on the u.h.f. scene, re-emphasized the views of many, which noted that those who had been in radio or were slightly interested in video would re-enter broadcasting via TV, when the ice age came to an end. It has been reported that Potter, who had an interest in WFAA, expects to spend over \$500,000 for his stations.

The additional allocations also brought TV channels to many new communities elsewhere in the country. In the midwest, Peoria (Ill.), South Bend (Ind.), Massillon and Akron (O.), received Channels 43, 34, 23, and 49, respectively. The FCC records revealed that WEEK would operate the Peoria station, which would have a power of 175 kilowatts; WSBT could control the South Bend outlet, whose power would be 170 kilowatts; the *Midwest TV Company* would place the Massillon station on the air with a power of 99 kilowatts, and the *Summit Radio Corporation* would start telecasting in Akron with a power of 145 kilowatts.

Pennsylvania also received a handsome share of channels from the Commission. Two went to Scranton for Channels 73 and 22, the former to be operated by the *Appalachian Company* on a power output of 11 kilowatts, and the latter to be controlled by *Scranton Broadcasters*, using a power of 290 kilowatts. Reading also received two approvals for Channels 61

and 33, WHUM operating the former and WEEU the latter, on powers of 260 and 225 kilowatts, respectively. The owners of WHUM told the Commission that they believed that they would be on the air before Christmas, shortly after *Empire Coil* in Portland, Oregon, starts telecasting using the transmitter formerly operated by *NBC* in Bridgeport. (*NBC* began dismantling its experimental station in Connecticut, as this column was being written, for shipment to Portland. Commenting on the closing of this pioneering u.h.f. station, Dr. Jolliffe of *RCA* said that the discontinuance of the ultra-high broadcasts from Bridgeport marked the end of an era, during which over 3 million dollars had been spent for research and the development of receiving and transmitting gear for the higher frequencies.)

Residents of Bridgeport will, early next year, have two stations on the high frequencies. Recently Channel 49 was approved and will be operated by *Harry L. Liftig*. Power output will be 99 kilowatts.

In Pennsylvania, New Castle also received a u.h.f. channel, 45, which will be operated by *WKST* with a power output of 20.5 kilowatts. Fall River, Mass., also appeared on the new-station program, receiving Channel 46, which will be manned by the *New England Television Company*, operating with a power output of 19.5 kilowatts. The *Winnebago Television Corp.*, of Rockford, Ill., was also given a channel, 39, and in Roanoke, Va., the *Roanoke Broadcasting Corp.* received permission to operate a low-band station on Channel 10. The *Tri-State Broadcasting Company*, El Paso, Texas, will also be on the air soon with a new very-high station, operating on Channel 9, according to FCC records.

PITTSBURGH, which has become the center of a boiling allocation debate, may soon be appeased through the assignment of Channel 4 to Irvin, Pennsylvania, which is seventeen miles from Pittsburgh, and thus falls outside of the 15-mile rule, permitting amendment of the allocation table. According to the Commission's rules, the new assignment would be in order since it covers a community not listed in the table, and the town is not within 15 miles of a city so listed. The

RADIO & TELEVISION NEWS

The only lightning arrester with the strain relief LIPS is manufactured by JFD. A patent is its proof! The twin-lead will bend only at a point separate from your contact—therefore, your twin-lead cannot break away.

Only the exclusive JFD strain relief lip prevents the contact washers used in all arresters from ripping your lead-in apart, strand by strand until the wire is torn through and the picture on your screen obliterated. Write for Form 84.



FOR RIBBON TWIN-LEAD

No. AT105 ("Little Giant" with hardware for wall or window sill mounting) List \$1.25

No. AT105S ("Little Giant" with UL approved stainless steel strap for pipe mounting) List \$1.50

No. AT102 ("Jumbo" with UL approved stainless steel strap for Universal Mounting) List \$2.25

FOR TUBULAR TWIN-LEAD

No. AT103 ("Jumbo" with UL approved stainless steel strap for Universal Mounting) List \$2.25

Available with four color, sales producing counter display, on request

JFD MFG. CO.

BROOKLYN 4, N.Y.
BENSONHURST 6-3200

World's Largest Manufacturer
of TV Antennas and Accessories

the secret is in the lips



"Little Giant" Lightning Arrester
U.S. Pat. No. D-4664

the secret is in the lips

the secret is in the lips

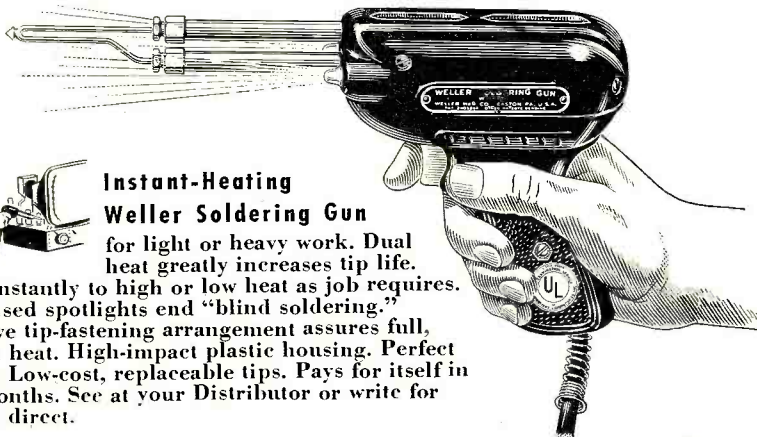
Famous Guns



Volcanic Repeating Pistol
(Smith & Wesson) Caliber .36, 1854 Patent. Forerunners of the famous Smith & Wesson line of hand-guns, the Volcanic pistols marked the beginning of the end for percussion firearms. Their design was revolutionary; instead of the old-time cap and ball, they used special self-contained cartridges.



Harpers Ferry Flintlock Pistol, Caliber .54, 1806 Model. Famous for its accuracy, balance and graceful lines, this handsome pistol was used by both Army and Navy. The Harpers Ferry (Virginia) Armory, in which the pistol was made, was raided by abolitionist John Brown in 1859, and was burned during the Civil War.



Instant-Heating Weller Soldering Gun

for light or heavy work. Dual heat greatly increases tip life. Switch instantly to high or low heat as job requires. Pre-focused spotlights end "blind soldering." Exclusive tip-fastening arrangement assures full, constant heat. High-impact plastic housing. Perfect balance. Low-cost, replaceable tips. Pays for itself in a few months. See at your Distributor or write for Bulletin direct.

Get **SOLDERING TIPS**, new Weller Handy Guide to faster, easier soldering. 24 pages, fully illustrated. Price 10c from your Distributor or order direct.



Weller BETTER FROM GRIP TO TIP

SOLDE IN GUNS 810 Packer Street, Easton, Pa.
The Finest Soldering Tool for the Finest Craftsmen

new allocation would not require any deletions or substitutions of channels in any community listed in the table.

THE VIGOROUS STANDS of several telecasters, urging reconsideration of the allocation schedule in many areas, has begun to produce results that have brought broad smiles to the new operators.


In Ohio, *Polan Industries* received a unique verdict, even after they withdrew their petition to the Commission. They had filed a petition requesting the assignment of an additional ultra-high channel (21) to Youngstown, by substituting 67 for Channel 21 at Warren, or in the alternative, assigning 82 as an additional channel to Youngstown. It was also requested that in the event the city-city shifts could not be effected, either Channel 21 or 82 be assigned to Youngstown in place of 33. About thirty days after the brief was submitted, the broadcaster told the FCC that its request should be shelved. However, the Commission had begun an investigation and found that the new operator had raised some pertinent points which merited consideration.

The results of the probe prompted the air chiefs to admit that the assignment of Channels 33 and 47 to Youngstown and Pittsburgh were not in accordance with the Commission's mileage separation requirements, since these cities were separated only 57 miles, whereas the rules require a spacing of 60 miles between the channels to avoid sound-image interference. Continuing their review of the error, the Commission noted that they were aware of the withdrawal of the complaint, so entered because the petitioner had felt that his transmitter site would be more than 60 miles from Pittsburgh and thus there would be no need for a new assignment. This condition did not obtain, the Commission said, since minimum separation had to be met on a city-to-city basis, as well as on a transmitter-site basis. Accordingly, it was decided to eliminate the substandard separation and assign Channel 21 to Youngstown in place of 33 and substitute 67 for Channel 21 in Warren, Ohio.

THE REQUEST OF ANOTHER telecaster was severely censured by the Commission. *High Point Enterprise*, of High Point, N. C., had asked the FCC to assign Channel 6, which had been given to Beckley, W. Va., to them, since the size and economic importance of their city merited such consideration.

In rebuttal, Havens and Martin, retained by WTVR of Richmond, Virginia, argued that the technical and not economic conditions were involved; operation of Channel 6 at High Point would cause interference, since the assignment would fail to meet the minimum separation requirements for co-channel operation, Channel 6 having also been assigned to Wilmington.
(Continued on page 141)

Model
1203D



HIGH-FIDELITY REPRODUCTION AT ONE-TENTH THE COST!

Model
1201D



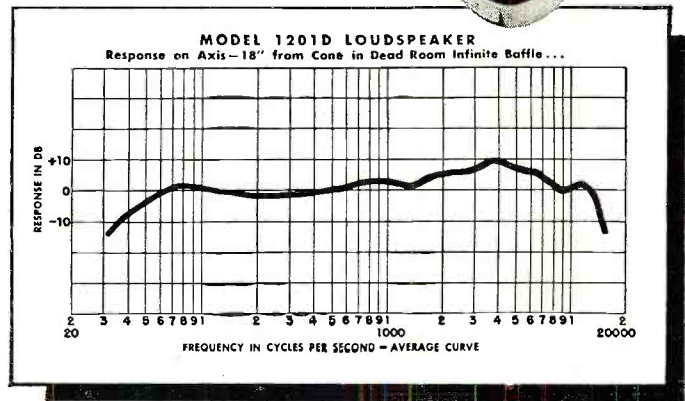
IMPORTANT BULLETIN—Your local distributor has just received details on a new, radically different G-E Speaker policy. Call him today!

Compared with speakers ten times more expensive—many listeners actually prefer G-E Model 1201D

IN recent tests, many un-biased listeners actually preferred the G-E 1201D for its exceptionally fine reproduction! Side by side comparisons at a given volume level were made to try and determine the difference between these G-E speakers and others costing ten times as much.

These General Electric speakers are designed to meet and surpass the exacting standards of performance so essential to high fidelity. Their wide acceptance spells out the answer—for dependability, durability, and all-round superb performance.

Remember, there's a General Electric speaker for every application—27 speaker models in 8 different sizes!



OUTSTANDING FEATURES:

- **ECONOMY**—Compare their cost, and you'll find it lower by far than any speaker of comparable quality on the market.
- **EXCEPTIONALLY WIDE FREQUENCY RANGE**—50 to 13,000 cycles.
- **FAMOUS G-E ALUMINUM BASE VOICE COIL**—Unaffected by moisture and temperature variations.
- **G-E ALNICO 5 MAGNET**—for both maximum efficiency and sensitivity.

GENERAL ELECTRIC

**GET THIS
CATALOG
FREE!**




General Electric Company, Section 9112
Electronics Park, Syracuse, New York

Please send me your G-E Loudspeaker Catalog.

NAME _____

ADDRESS _____

CITY _____ STATE _____



GET YOUR OHMITE OHM'S LAW CALCULATOR AND SLIDE RULE

Here's a real time-saver for solving resistance problems—Ohmite's handy pocket-size (3" x 9") Ohm's Law Calculator. Solves any Ohm's Law problem with one setting of the slide. Includes parallel resistance scales and a standard slide rule. Available in varnished cardboard, 25c; or vinylite plastic, \$1.50, through Ohmite distributors.

Wherever *resistor reliability* is important, use Ohmite Little Devils. These tiny, molded composition units have exceptional ruggedness, stability, and current-carrying capacity. They are completely sealed and protected by molded insulating plastic—and are rated at 70C, instead of the usual 40C. Every resistor is stamped and color-coded for quick, positive identification. Three sizes— $\frac{1}{2}$, 1, and 2 watts. All three sizes come in $\pm 5\%$ or $\pm 10\%$ tolerance. Standard RTMA values—10 ohms to 22 megohms. In the 1-watt size ($\pm 10\%$ tol.) values as low as 2.7 ohms are furnished.

Available through Ohmite Distributors

OHMITE MANUFACTURING CO.

4884 Flournoy St., Chicago 44, Ill.

Be Right with **OHMITE**

**RHEOSTATS
RESISTORS
TAP SWITCHES**

RADIO & TELEVISION NEWS



AMAZING NEW 2-FOR-1 OFFER

BE A LICENSED* TV TECHNICIAN

LICENSED TV MEN MAKE MORE MONEY

Leonard C. Lane, B.S., M.A.
President of Radio-Television
Training Association,
Exec. Dir. of Pierce School
of Radio and Television

COMPARE RTTA'S EXTRA FEATURES

1. I furnish you ALL parts and equipment to build 15 big units, including your own COMPLETE TV RECEIVER. At the same time, I give you the training that will qualify YOU as a TV TECHNICIAN in America's booming TELEVISION & Electronics industries... *within months*, studying at home. Many of my students pay for their entire training from spare time earnings installing and servicing Radio-TV sets... start their own business.
2. Then—after you finish your training for a position as a full-fledged TV Technician... I help you qualify for the *better pay BETTER JOBS* that demand an FCC license, with my...

YOU BUILD AND KEEP THIS LARGE SCREEN TV RECEIVER... included with my 15 big Radio-TV kits. Everything Furnished At No Extra Cost



FREE* FCC COACHING COURSE

- Prepares you for your FCC License
- Included at NO EXTRA COST

The Best Jobs in TV & Radio Require an FCC License

ROUND TRIP TO NEW YORK CITY—FARE FREE!

Yes, I pay your way to New York and return from wherever you live in the U. S. or Canada, after you finish your home study course. I give you two free weeks—50 hours of advanced instruction and shop training at the *Pierce School of Radio & Television*. You use modern electronics equipment, including student-operated TV and Radio stations. You go behind the scenes of New York's big Radio-TV centers—to study first hand. And I give you all this **AT NO EXTRA COST!** (Applies to complete Radio-TV course only.)

NOW! **Advanced FM-TV Training For Men Who Know Radio**
Prepares You For Higher Pay Jobs In A Few Months
COMPLETE theory and practical training course... complete with kits including large screen TV receiver.
FCC License Coaching Course Included FREE.

MY SIMPLE METHODS MAKE SUCCESS EASY!

I have helped hundreds of men—most of them with NO PREVIOUS TRAINING—get ahead in TV. Even with a grammar school education, you can master my practical methods where you use actual parts and equipment and "learn by doing"

BIG MONEY IN TELEVISION FOR YOU

PREPARE NOW for the thousands of new job opportunities that will be available for you right in your home state, with lifting of government restrictions on new TV stations. As a well-trained technician, you can write your own ticket... get more success and happiness out of life. Don't delay. Mail the coupon today, and let my FREE BOOKS show you how easy it is.

GOING INTO UNIFORM?
Learn how you can qualify for military special ratings, and higher pay!

VETERANS!

Eligible under new G.I. Bill? Be sure to check coupon below!

MY GRADUATES HOLD GOOD PAYING JOBS

"Thanks to your training, I qualified for a good job as a Receiver Tester at Federal Telephone and Radio."
—Paul Frank Seier

"Your excellent instruction helped me get my present job as an airport radio mechanic for American Airlines."
—Eugene E. Basko

"I'm making good money in my own business, repairing and installing radio and TV sets — thanks to your training."
—Irwin Polansky

"I'll always be grateful to your training which helped me get my present fine position as Assistant Parts Manager"
—Norman Weston

RADIO-TELEVISION TRAINING ASSOCIATION

Approved as a Correspondence School under the laws of the State of New York
1629 Broadway, Radio City Station, New York City 19, N. Y.

NO SALESMAN WILL CALL!



BOTH FREE! SEND NO MONEY! MAIL NOW FOR MY NEW FREE BOOKS!

Mr. Leonard C. Lane, President
RADIO-TELEVISION TRAINING ASS'N
1629 Broadway, Radio City Station
New York 19, N. Y. Dept. T-11

Dear Mr. Lane: Mail me your two new books about your amazing 2 for 1 offer with no obligation to me. I UNDERSTAND NO SALESMAN WILL CALL.

NAME _____ Age _____

ADDRESS _____

CITY _____ ZONE _____ STATE _____

I am Interested In:

Radio-TV Advanced FM-TV

VETERANS! If qualified under G.I. Bill, check here

TRIO ANNOUNCES SENSATIONAL NEW **ZIG-ZAG** ANTENNA

Patent Pending

★ **Higher Gain than any Yagi!**

Plus

★ **All-Channel VHF Performance!**

Here's the greatest advance in TV antennas since TRIO'S introduction of the dual channel yagi! The sensational new TRIO ZIG-ZAG antenna is basically a multiple element yagi type antenna on each channel, yet one 2-bay antenna — and in some models a single bay antenna — covers all VHF channels!


This sensational antenna has sharper directivity and higher front-to-back ratio. It provides snow-free pictures, and fade-free sound even in the most remote fringe areas.

Tremendous forward gain is accomplished without long, bulky, arrays that operate on only one channel. With the new fringe area model ZIG-ZAG antenna, one bay provides tremendous gain on all low channels, 2 thru 6, and the other bay provides similar high gain on channels 7 thru 13.

HOW THIS AMAZING ANTENNA WORKS

Trio ZIG-ZAG antennas utilize a new principle whereby an array is composed of a series of elements, one or more of which is resonant on any one channel while the remaining elements, which are non-resonant on that channel, provide parasitic voltages having the proper phase relative to the direct voltage. These act as very efficient directors and reflectors. All elements are directly connected to the feed-line.

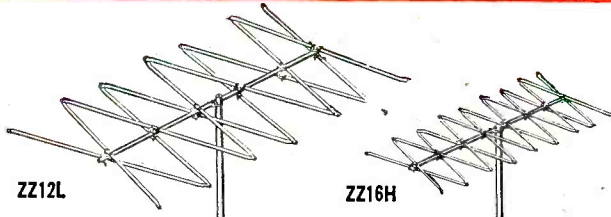
The various models, listed below, are designed to provide a simple installation for all areas, from metropolitan to extreme fringe. Two bay models, like the single bay models, are operated with a single 300 ohm lead-in to the set, with less than a 3:1 standing wave ratio.



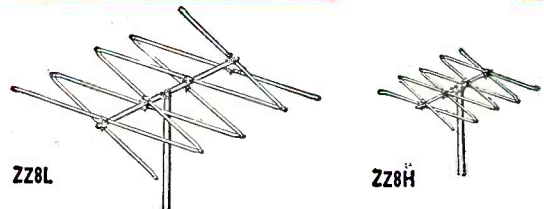
STURDY, VIBRATION-PROOF CONSTRUCTION

Rugged strength is designed into all models. Antenna is shipped with all hardware mounted on the boom with the exception of the mast clamp. Complete assembly consists only of matching color-coded elements to the color-coded boom and tightening nuts which furnish clamping action. Complete assembly is accomplished in minutes.

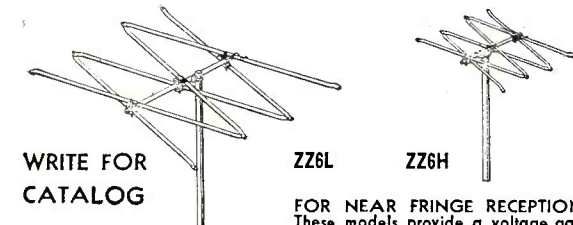
8 MODELS FROM WHICH TO CHOOSE:



FOR EXTREME FRINGE RECEPTION — ZZ16H provides over 14 DB voltage gain as compared with a resonant reference dipole on Channels 7 thru 13; and ZZ12L provides gain of 12 to 14 DB on Channels 2 thru 6. Gain of the ZZ12L is 12 DB on Channels 2 and 3 and is 14 on Channels 4, 5 and 6. These models have narrowest forward lobe and highest front-to-back ratio and should be used in areas where co-channel interference is a problem.



FOR NORMAL FRINGE RECEPTION — Where maximum gain is not necessary, these models are ideal. The ZZ8H for Channels 7 thru 13 and the ZZ8L for Channels 2 thru 6. Voltage gain is 9 DB on Channels 2 and 3 and 11 DB on Channels 4 thru 13. These models have patterns comparable to a well designed multi-element single channel yagi.

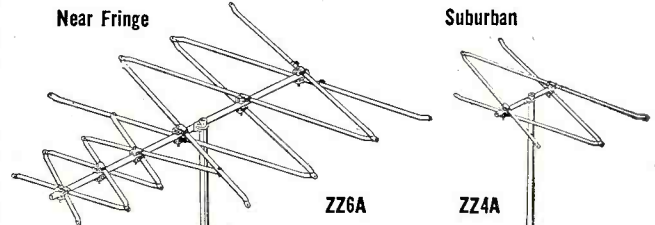


WRITE FOR CATALOG

ZZ6L

ZZ6H

FOR NEAR FRINGE RECEPTION — These models provide a voltage gain of 8 to 9 DB on Channels 2 thru 13. These models have pattern and gain comparable to a cut-to-channel yagi. ZZ6L covers Channels 2 thru 6. ZZ6H covers Channels 7 thru 13.



Near Fringe

Suburban

ZZ6A


ZZ4A

SINGLE BAY ALL-CHANNEL RECEPTION — Model ZZ4A is a single bay antenna providing adequate gain and directivity on all channels, 2 thru 13, in suburban areas. Model ZZ6A is also an all-channel single bay antenna providing greater gain for near fringe use.



TRIO MANUFACTURING COMPANY • GRIGGSVILLE, ILLINOIS

The TRIO ROTATOR



*Strongest
Ever
Built*

The TRIO ROTATOR passes strength and endurance tests that impose weight loads 5 times greater than a Channel 4 yagi installation—endures without failure operation equalling 15 years normal use.

*Backed by
\$50,000
of Research*

To produce the best rotator made, TRIO spent \$50,000 in exhaustive testing, research and engineering. Exhaustive tests on all makes of rotators were independently conducted by one of the nation's largest manufacturers of TV sets. The TRIO ROTATOR was the only one that passed these gruelling tests!



Smartly Styled

DIRECTION INDICATOR

The handsome TRIO ROTATOR is easy to operate. There's no need to hold control for continuous operation! A light touch of the "finger tip" control starts rotation in either direction. Another touch stops antenna at desired position! Gracefully styled, the smart TRIO ROTATOR is a handsome accessory—not just another "box".

- ✓ Two powerful 24 volt motors used — one for each direction of rotation. Each motor under load only fraction of time — will not burn out!
- ✓ Corrosion resisting, weatherproof housing of die-cast aluminum for greater strength, lighter weight, perfect alignment of parts!
- ✓ Positive electrical stops at ends of 360° rotation prevent damaging or twisting of leads!
- ✓ Will support heavy TV arrays — even in 80 MPH winds!
- ✓ Permanently lubricated with special grease that functions perfectly in high and low temperature extremes!
- ✓ Ball-bearing end thrusts on all shafts, including motor! Main shaft vertical load carried on large oversized "Oilite" self-lubricating bearing!
- ✓ All motors, shafts and gears mounted on a rugged, one-piece casting for true alignment and longer life!
- ✓ 11/16" diameter tool steel main shaft and mast holder will withstand 4500 inch pounds bending moment!
- ✓ Rotator and mast holder fits any pipe size up to 2" OD!
- ✓ Precision built to extremely close tolerances!



**FULLY TESTED—
FULLY
GUARANTEED**

Every TRIO ROTATOR and DIRECTION INDICATOR is guaranteed against defective parts and workmanship for two years. Each TRIO ROTATOR is thoroughly factory tested to the equivalent of 3 months of constant operation. This, plus an additional torque test, guarantees each unit to be perfect in every detail of assembly!

TRIO *Manufacturing Company*
GRIGGSVILLE, ILLINOIS

ATR

For
**AC CURRENT
ANYWHERE**



**STANDARD
AND HEAVY DUTY
INVERTERS**

For Inverting D. C. to A. C. . . .
Specially Designed for operating A. C.
Radios, Television Sets, Amplifiers, Ad-
dress Systems, and Radio Test Equip-
ment from D. C. Voltages in Vehicles,
Ships, Trains, Planes and
in D.C. Districts.

ATR ✓ NEW MODELS
✓ NEW DESIGNS
✓ NEW LITERATURE

"A" Battery, Eliminator, DC-AC Inverters
Auto Radio Vibrators

See your jobber or write factory

AMERICAN TELEVISION & RADIO CO.
Quality Products Since 1931
SAINT PAUL 1, MINNESOTA-U. S. A.

Within the **INDUSTRY**

LEON A. WORTMAN has been appointed general manager of *Fine Sound, Inc.*, Tomkins Cove, New York.

He was formerly director of advertising and sales promotion for the *Audio & Video Products Corporation* of New York City and its subsidiaries, the *Audio-Video Recording Company*, *A-V Tape Libraries, Inc.*, and the *Magna-Crest Corporation*. He also served as advertising manager of the *Fairchild Recording Equipment Corporation* of Whitestone, New York, and as national publicity director of the Audio Engineering Society.



The recently-organized company is specializing in the creation of new sound and new recording techniques. The firm is headed by C. Robert Fine, formerly chief engineer of *Majestic Records*, and later of the disc and tape recording division of *Reeves Sound Studios* in New York.

* * *

RTMA has recently named a 12-man television committee, headed by Dr. W. R. G. Baker, to serve for the ensuing year. The top-level committee directs the television activities of the Radio-Television Manufacturers Association.

Serving with Dr. Baker are the following men: Benjamin Abrams, *Emerson Radio & Phonograph Corp.*; Robert S. Alexander, *Wells-Gardner & Co.*; Max F. Balcom, *Sylvania Electric Products Inc.*; H. C. Bonfig, *Zenith Radio Corp.*; John W. Craig, *Crosley Division, Avco Mfg. Corp.*; Allen B. Du Mont, *Allen B. Du Mont Laboratories, Inc.*; J. B. Elliott, *RCA Victor Division*; E. K. Foster, *Bendix Radio Division*; Paul V. Galvin, *Motorola, Inc.*; W. J. Halligan, *The Hallicrafters Co.*; L. F. Hardy, *Philco Corp.*; and W. A. MacDonald, *Hazeltine Electronics Corp.*

* * *

DALE SAMUELSON has been appointed sales promotion manager for *The Hammarlund Manufacturing Company, Inc.* of New York, producers of communications receivers, variable condensers, and remote supervisory control equipment.

He was formerly publicity supervisor and trade relations editor for the communications and electronics division of *Motorola, Inc.* of Chicago. He is a graduate in elec-



trical engineering from Virginia Polytechnic Institute and holds an MS degree in Journalism from Northwestern University.

In his new position he is responsible for advertising, publicity, and all other sales promotion activities of the company.

* * *

TRANSDUCER CORPORATION OF BOSTON has merged with its parent company, **AMERICAN MACHINE & FOUNDRY COMPANY**, and will now be operated as the electronic division of the parent company . . . **SERVOTROL COMPANY** of Chicago has entered the field of precision potentiometers and servo components. It will manufacture these items under a license agreement with **TECHNOLOGY INSTRUMENT CORPORATION** . . . **LLOYD'S ENTERPRISES**, Box 313, Altadena, California, has been organized to manufacture test equipment for television and electronic research. Lloyd M. Jones, former operations engineer for KTTV, is the principal in the new firm . . . **RAYTHEON MANUFACTURING COMPANY** has voted to change the name of its television manufacturing subsidiary, **BELMONT RADIO CORPORATION**, to **RAYTHEON TELEVISION AND RADIO CORPORATION**. The present management will continue to operate the subsidiary.

* * *

ODEN F. JESTER has been appointed sales manager of the distributor division of *Standard Coil Products Co., Inc.*, manufacturers of television tuners, radio and TV coils, and electronic assemblies.



Mr. Jester is a former vice-president of the *Meissner-Thordarson-Radiart Division* of *Maguire Industries* and for a number of years was general sales manager of *Utah Radio Products Company* and radio sales manager of *Stewart-Warner Corporation*.


* * *

SYLVANIA ELECTRIC PRODUCTS INC. has begun construction of a 40,000 square foot facility near Mountain View, California, that will house a new group of product development laboratories of the company's electronics division . . . **TAYLOR FIBRE CO.** of Norristown, Pa., and La Verne, California, has broken ground for a new addition to its Norristown plant. The new unit will be used to increase production facilities for the manufacture of vulcanized fiber . . . **RAYTHEON**



PRECISION EQUIPMENT



Designed for laboratory, industrial and high quality test applications



G-E Model ST-2B Oscilloscope—

The ST-2B all-purpose scope is extremely versatile in its applications—thoroughly dependable! Designed to permit a choice of short, medium or long persistence CR tubes, the unit incorporates identical direct coupled vertical and horizontal amplifiers. Filaments and screens on the first amplifier stages are regulated. Vertical selector switch allows choice of probe, calibration, AC or DC inputs.

Compared with 4 other well known scopes manufactured today, the General Electric ST-2B tests superior in 11 different characteristics.



Germanium Diode Checker Type ST-12A—A new G-E instrument for use in laboratories, quality control groups, service shops—wherever there is need for checking the static characteristics of diodes. Specifications—POWER REQUIREMENTS: 105-125 volts, 50/60 cycle, approximately 10 watts. FORWARD RANGES: Current—0.3, 1.2, 6 and 12 milliamperes full scale. Voltage—3 and 1.2 volts full scale. INVERSE RANGES: Current—60, 120, 300 and 1200 microamperes full scale. Voltage—3, 12 and 120 volts full scale.

Other applications: general resistance checker (10 ohms to 6 megohms)...accurately-metered power supply...Forming electrolytic capacitors and checking DC leakage current,

SPECIFICATIONS—MODEL ST-2B

FREQUENCY RESPONSE

Vertical Amplifier

DC—0 to 400 kc, +0, -20%, not more than 50% down at 700 kc.
AC—10 cycles to 400 kc, +0, -20%, not more than 50% down at 700 kc.
Probe—2 cycles to 400 kc, +0, -20%, not more than 50% down at 700 kc.
Response independent of gain or attenuator setting.

Horizontal Amplifier

DC—0 to 400 kc, +0, -20%, not more than 50% at 700 kc.
AC—10 cycles to 400 kc, +0, -20%, not more than 50% down at 700 kc.
Response independent of gain or attenuator setting.

SENSITIVITY

Vertical AC—10 mv. rms/inch
DC—28 mv. dc/inch
Horizontal AC—15 mv. rms/inch
DC—42 mv. dc/inch
Probe 130 mv. rms/inch
Deflection Plates Direct
Vertical 22 volts rms/inch
Horizontal 25 volts rms/inch

SWEEP

Range—Triggered or recurrent—2 cycles to 30 kc (may be extended downwards by adding external capacity across panel jacks).
Sync—±Internal, ±line and -Ext. (requires -3 volts peak to peak for external sync).
Sweep Expansion—At least 4 times tube diameter.

PHASE SHIFT—Negligible phase shift between amplifiers from 0 to 300 kc.

BLANKING—Z-axis blanking requires 20 volts peak to blank.

CALIBRATION—Seven voltages available by selector switch:
.1, .3, 1, 10, 30, 100 and 300 volts peak to peak ±15%.

DIRECT CONNECTIONS TO DEFLECTION PLATES—Available through capacitors—internal positioning circuits still function.

AMBIENT TEMPERATURE RANGE—0° to 40° C.

POWER REQUIREMENTS—105-125 volts, 50/60 cycles power consumption approximately 120 watts. (By a simple wiring change, may be operated from 210-250 volt line.)

You can put your confidence in—

GENERAL



ELECTRIC

Brush

**CRYSTAL HEADPHONES
CRYSTAL MICROPHONES**

for every use!...




BA-109 MICROPHONE—Superior microphone for public address, home recording and amateur applications. List price \$22.50



BA-106 MICROPHONE—Unexcelled in its price range. Particularly useful for P.A. systems and home recording. List price, \$19.75



BA-116 MICROPHONE
Rugged . . . uniform response. Unexcelled in its price range. Particularly suitable for home recording and industrial paging applications. List price \$14.75



VM-1 VIBROMIKE*—Useful for many types of direct contact pickup. Applicable to musical instruments and industrial uses. List price . . . \$19.50



BL-2 LAPEL MICROPHONE—Only 1½" x 2¼". Virtually flat response. Can also be used in hand or as instrument pickup. List price \$25.00



MODEL A HEADPHONES
Fullest response available from medium priced headphones. Useful for many studio, amateur and industrial applications. List price, \$12.00



BA-206 CRYSTAL HEADPHONES—Highest fidelity with exceptional bass response. Suitable for all studio and amateur uses. List price \$28.00

These highest quality crystal headphones are also available in single headphone and Jorgnette models.

Jorgnette and Single Phone Models also available in the A series.



BA-303 HUSHATONE*
Miniature extension speaker for under-pillow use. Hermetically sealed. Can be dipped into disinfecting solution. List price \$9.75

All Brush crystal products feature the famous Brush BIMORPH[®] crystal drive element. Brush crystal products are leaders in their fields because for many years Brush laboratories have specialized in research, development and applications of Piezoelectric crystal materials.

*T. M. Reg.

THE **Brush**
DEVELOPMENT COMPANY



Piezoelectric Crystals and Ceramics
Magnetic Recording Equipment
Acoustic Devices
Ultrasonics
Industrial & Research Instruments

3405 Perkins Avenue • Cleveland 14, Ohio

MANUFACTURING COMPANY has officially opened its new office building in Waltham, Massachusetts. The building, which is located at 3076 West 117th Street, was constructed for the company and provides ample space for offices and display rooms with facilities for the demonstration and storage of the company's products . . . The **SPEER RESISTOR DIVISION** has moved all of its manufacturing facilities to its new plant in Bradford, Pa. The sales and executive offices will continue to be located in St. Marys, Pa. . . . Sales and advertising offices of **MAGNECORD, INC.** have recently been moved from 360 North Michigan Avenue in Chicago to 225 West Ohio Street, Chicago 10 . . . **ELECTRONIC WHOLESALERS, INC.** of Washington, D. C., has recently opened a new "Sound Room" at 2345 Sherman Ave., N. W., which provides up-to-date audio facilities for sound dealers in the Washington metropolitan area . . . Work is nearing completion on two new wings of the **STANDARD TRANSFORMER CORPORATION's** plant at Addison, Elston, and Kedzie Avenues in Chicago. When completed they will add approximately 35,000 square feet of production space to the transformer plant's manufacturing facilities . . . **PRIVAT-EAR CORPORATION** has moved its plant and administrative offices to 20 Mechanic Street in New Rochelle, New York. The company was formerly located in New York City . . . **WEATHERS INDUSTRIES** has opened a new one-story factory at 66 E. Gloucester Pike, Barrington, New Jersey, near the #3 interchange on the New Jersey Turnpike. The move was made from West Collingwood, N. J.

* * *

FRANCIS F. FLORSHEIM, of *Columbia Wire & Supply Co.*, Chicago, has been named chairman of the Association of Electronic Parts and Equipment Manufacturers, a trade association made up of 120 Midwest firms.



Karl W. Jensen of *Jensen Industries* was named vice-chairman. Helen Staniland Quam of *Quam-Nichols Co.* was re-elected to her fifteenth term as treasurer. Kenneth C. Prince was re-appointed executive secretary of the association.

Mr. Florsheim, who has been vice-chairman of EP & EM, succeeds John H. Cashman of *Radio Craftsmen, Inc.* as chairman.

* * *

SKOTTIE ELECTRONICS, INC. has been recently formed in Peckville, Pa., to manufacture a line of ceramic, disc, plate, and tubular condensers.

Principals in the new firm include two men well-known in the radio-electronic industry. James Mitchell, who resigned recently as an executive of *Electrical Reactance Corp.*, is treasurer of the new company. Karl E.



(Continued on page 88)

RADIO & TELEVISION NEWS

3 REASONS WHY


Sylvania Picture Tubes keep customers happy!

GOOD NEWS FOR
YOUR CUSTOMERS...
GOOD BUSINESS
FOR YOU.



1. Gives a brighter picture.
2. Color-fast throughout entire tube life.
3. Brings greater viewing comfort.

THE SCREEN'S
BETTER
3 WAYS.



Sylvania's years of research in fluorescent phosphors and lighting techniques have resulted in a vastly improved picture-tube screen.

This screen gives an increased light output over former screens . . . particularly when the tubes are operated at voltages below 14 kilovolts.

The face of this Sylvania screen is a restful blue-gray color for maximum viewing comfort. And, it is absolutely free from any discoloration . . . throughout the entire life of the tube.

So remember, you'll win more satisfied customers . . . good business and good will . . . when you install picture tubes trademarked *Sylvania*. For prices and complete information mail the coupon NOW!

FULL YEAR GUARANTEE ON ALL SYLVANIA PICTURE TUBES

Sylvania now guarantees all its Picture Tubes for one entire year from date of installation. This is your positive assurance of trouble-free performance.

SYLVANIA



RADIO TUBES; TELEVISION PICTURE TUBES; ELECTRONIC PRODUCTS; ELECTRONIC TEST EQUIPMENT; FLUORESCENT TUBES, FIXTURES, SIGN TUBING, WIRING DEVICES; LIGHT BULBS; PHOTOLAMPS; TELEVISION SETS


Sylvania Electric Products Inc.
Dept. R-2311, 1100 Main Street
Buffalo 9, N. Y.


Please send me full information about the improved screen on Sylvania Picture Tubes.

Name _____

Street _____

City _____ Zone _____ State _____

FROM  MANUFACTURER...

TO  JOBBER... TO 

SERVICEMAN TO  CONSUMER



ASTRON CAPACITORS

MEAN A _____ LONG LINE

OF RELIABILITY & SATISFACTION.

You can *depend on* ASTRON Capacitors! They've earned a reputation for outstanding performance and reliability—a reputation that means something to YOU. When you replace with ASTRON, you build your reputation for high-quality service. Every step of the way, ASTRON means reliability... reliability that pays off in more satisfied customers, less callbacks, better earnings for you. Talk to your jobber about ASTRON Capacitors today, or write us for the name of the Astron Distributor nearest you.

DEPEND ON...
INSIST ON



ASTRON

255 Grant Avenue East Newark, N.J.



Service Clinic!

Engineering information to help you better service Raytheon

THE RAYTHEON TV UHF TUNER

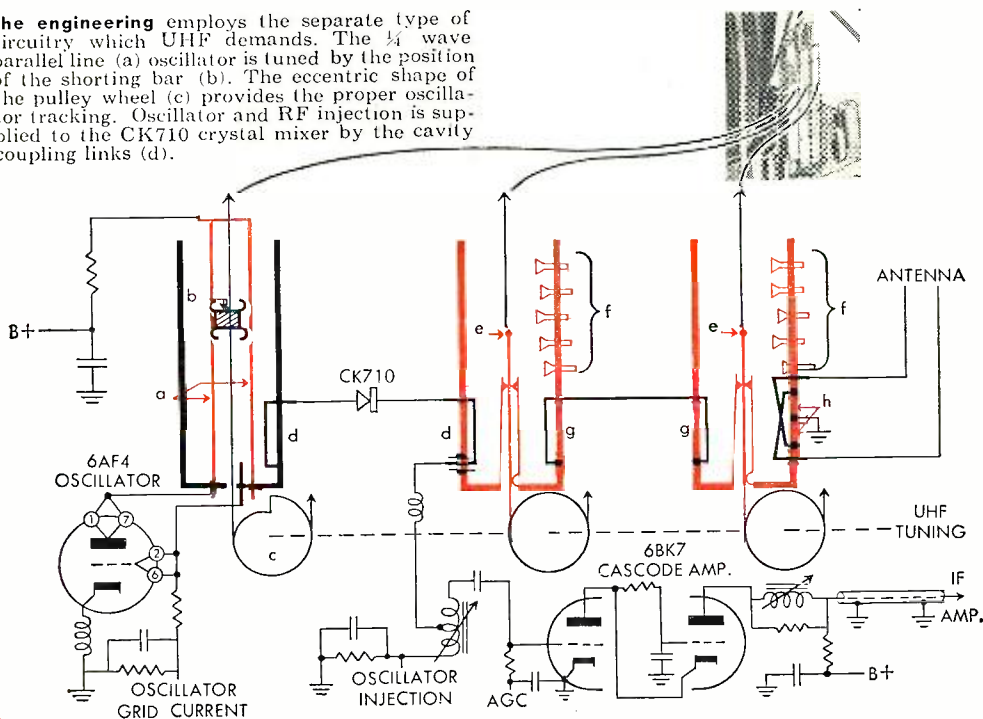
The new RAYTHEON UHF tuner selects all 70 allocated UHF channels by providing a 6 to 8 MC channel bandwidth throughout a continuous tuning range from 470 to 890 megacycles. The continuous UHF tuner, in conjunction with the continuous VHF tuner, will cover all 82 television channels (channel 2 through 83).

The design features the superior single step conversion that does not have VHF oscillator harmonics. This has the advantage of fewer spurious responses; double coaxial line preselection to provide high selectivity, low insertion losses, and uniform bandwidth; and the stability of a $\frac{1}{4}$ wave parallel line oscillator.

The engineering employs the separate type of circuitry which UHF demands. The $\frac{1}{4}$ wave parallel line (a) oscillator is tuned by the position of the shorting bar (b). The eccentric shape of the pulley wheel (c) provides the proper oscillator tracking. Oscillator and RF injection is supplied to the CK710 crystal mixer by the cavity coupling links (d).

The preselector coaxial cavities are tuned by the change in ribbon (e) length. Precise tracking of the preselector is provided by the capacity between the adjustment screws (f) and the ribbon. The coupling links (g) provide the preselector bandwidth. The antenna input couplings (h) maintain a fairly constant balanced input impedance of 300 ohms. Since the signal is not amplified in the R. F. preselector, a cascode IF pre-amplifier that features low noise and broad bandwidth will provide adequate sensitivity.

Improved circuitry such as this is one of the many reasons why you can feel free to recommend Raytheon TV to a friend or customer.



RAYTHEON TELEVISION & RADIO CORPORATION
5921 West Dickens Avenue, Chicago 39, Illinois

November, 1952



Dependably Built for
Dependable Performance



THE "CONTINENTAL" BERMUDA
Model C-2113

BUY DIRECT
AND SAVE

COLLINS OFFERS FOR YOUR

COLLINS "PRE-FAB" TUNERS and RECEIVERS

4 ALL NEW Complete Kits
for Every High-Fidelity Need


ASSEMBLE YOURSELF AND SAVE

Unsurpassed COLLINS workmanship makes this astounding announcement possible—A mighty proud FIRST FOR COLLINS!

The Famous COLLINS FM-11 NOW IN KIT FORM FM TUNER KIT

IF Amplifier mounted and
wired right in Chassis.

\$55



A terrific value in an FM tuner! 11 tubes. Formerly sold for \$87.50. Nothing has been changed. The tuner is available in kit form with the IF Amplifier mounted in the chassis and wired and tested by us. You mount the RF Tuning Unit, power supply and after some simple wiring, it's all set to operate. If you had a million dollars, you couldn't buy a finer tuner than this COLLINS unit. It's the best at a really fair price! Buy direct and save! Tube lineup: 6J6 RF amp, 6AG5 converter, 6C4 oscillator, 6BA6 1st IF, (2) 6AU6 2nd and 3rd IF, (2) 6AU6 limiters, 6AL5 discriminator, 6AL7-GT double tuning eye, 5Y3-GT rectifier. Sensitivity 6 to 10 microvolts, less than 1/2 of 1% distortion, 20 to 20,000 cycle response with 2DB variation. Chassis dimensions: 12 1/2" wide, 8" deep, 7" high. Shipping weight 10 lbs.

The New 1953 Model Redesigned Smaller Chassis

FM-AM TUNER KIT \$77⁵⁰



The original 15 tube deluxe FM/AM pre-fab kit redesigned on a smaller chassis. The tuner now measures 14" wide by 12" deep by 7 1/2" high. This attractive, new front and dial assembly opens up new applications where space is at a premium. Kit includes everything necessary to put it into operation—punched chassis, tubes, wired and aligned components, power supply, hardware, etc. Kit comprises FMF-3 tuning unit, IF-6 amplifier, AM-4 AM tuning unit, magic eye assembly and complete instructions. All tubes included. Shipping weight 17 lbs.

A New Addition To The Pre-fabs!

FM RECEIVER KIT

Tuning Eye and ALL Tubes Included


\$78⁵⁰



New! A complete 15 tube pre-fab Receiver Kit requiring only an antenna and speaker for operation. Where space is at a premium, the COLLINS Custom FM Receiver Kit can be conveniently mounted in a book shelf or end table with a remote speaker. Highly sensitive and selective, the COLLINS FM receiver will pull in those distant FM stations with clarity and fidelity. Kit includes all necessary parts for assembly and operation: punched chassis, dial assembly, power supply, tuning eye, wired and aligned components, all tubes and complete instructions. 6 to 10 microvolt sensitivity, IF band width 200 KC, 20 to 20,000 cycle response, low distortion, 6 watts output. Bass and treble tone controls, phonograph input. Tubes: 6J6 RF amp., 6AG5 converter, 6C4 oscillator, 6BA6 1st IF, (2) 6AU6 2nd and 3rd IF, (2) 6AU6 limiters, 6AL5 discriminator, 12AU7 1st audio, 6SN7-GT 2nd Audio, (2) 6K6-GT push-pull power output. Order today for the best FM package you'll ever find! Shipping weight 20 lbs.

Another New Star in the Pre-Fab Galaxy

FM-AM RECEIVER KIT \$89⁵⁰



New! Another COLLINS FIRST. A complete FM/AM receiver kit on one chassis, with power amplifier capable of delivering 6 watts of high fidelity audio into a loud speaker. Tops in quality, easily recognizable in the fine workmanship and first grade materials. Kit includes all necessary parts for assembly and operation: punched chassis, dial assembly, power supply, tuning eye, wired and aligned components, all tubes and complete instructions. 20 microvolt sensitivity on FM, 10 on AM. Shipping weight 20 lbs.

COLLINS AUDIO PRODUCTS CO. is in
no way affiliated with Collins Radio Co.

WHEN YOU THINK OF TUNERS

A COMPLETE LINE LISTENING PLEASURE . . .

BUY DIRECT
AND SAVE

Selected Basic Components For Those With Special Applications

Coupled with tremendous popular demand for COLLINS Complete Pre-Fab Tuner and Receiver Kits, we have also supplied many users with many of the individual components shown below. These units, as well as being parts of the kits shown on the opposite page, are also available separately to builders and those who experiment and who wish to use their own chassis or special layouts. Each assembly is completely wired, tested and aligned ready for immediate use. In buying these COLLINS custom components direct from our factory, you save many dollars and are assured of the highest manufacturing standards. All prices include tubes. Diagrams and instructions furnished with each unit. Operating voltages are all that are necessary to place these units in operation!


FM IF AMPLIFIER



FM 10.7 MC, IF-6 Amplifier. **\$19⁷⁵**

A remarkable value! 6 tubes are used in the IF amplifier: 6BA6 1st IF, (2) 6AU6 2nd and 3rd IF's, (2) 6AU6 limiters and 6AL5 discriminator. High gain, wide-band response for highest fidelity. 20 to 20,000 cycles. Distortion less than 1/2 of 1%. Chassis plate dimensions: 11 1/8" x 2 1/2". Shipping weight: 3 lbs.

FM TUNING UNIT SPECIAL




... at a
NEW
LOW
PRICE
\$10

A precision FM tuning unit for a ten dollar bill! Permeability-tuned, 88 MC to 108 MC, stable and drift-free. Two tubes: 6AG5 converter, 6C4 oscillator. Sensitivity 20 microvolts. Used with 10.7 MC IF amplifier such as our model IF-6. Compact, small, light in weight, and adaptable to many, many FM applications. Chassis plate measures 4 1/2" x 4 1/2". Aligned, tested and calibrated—ready to operate. Tubes included as well as schematic and instructions. Shipping weight FMF-2: 2 lbs. Dial: 2 lbs.

Slide Rule Tuning Dial Assembly **\$3.85**


COMPLETE FM TUNER CHASSIS (RD-1C and Slide Rule Dial) **\$28⁵⁰**



Only Power Supply and Amp. Required.

The COLLINS RD-1C FM tuner chassis is unique in the field. A whole, compact FM tuner that fits in the palm of your hand. Convert AM sets to FM/AM receivers for only a few dollars! Unlimited applications where space is at a premium. So compact that you can get two in a cigar box! Use in conjunction with your phonograph amplifier. Full frequency response to 20,000 cycles. Sensitivity 20 microvolts, Permeability tuned. Tuning unit and IF amplifier on the same chassis plate. Tubes: 6AG5 converter, 6C4 oscillator, (2) 6AU6 IF amplifiers, 6AL5 in new ratio detector circuit. Shipping weight 2 1/2 lbs. Dial: 2 lbs.


FM TUNING UNIT FMF-3 FM Tuning Unit **\$15²⁵**



Slide Rule Tuning Dial Assembly **\$3.85**

The best for FM. The most sensitive and most selective type of "front-end" on the market. 6 to 10 microvolts sensitivity. Image ratio 500 to 1. 6J6 tuned RF stage, 6AG5 converter, 6C4 oscillator. Permeability tuned, stable and drift-free. Chassis plate measures 7" x 4 1/2". In combination with the IF-6 amplifier, the highest order of sensitivity on FM can be attained. Tubes included as well as schematic and instructions. Shipping weight FMF-3: 2 1/2 lbs. Dial: 2 lbs.

AM TUNING UNIT Tubes Included **\$24⁵⁰**



Tops in AM superhet performance! A 3-gang tuning condenser gives 3 tuned stages and consequently higher sensitivity and selectivity. Assembly is completely wired, tested and aligned ready for immediate use. Frequency coverage 540 KC to 1650 KC at a sensitivity of 5 microvolts. Tubes: 6BA6 RF amplifier; 6BE6 converter and oscillator; 6BA6 IF amplifier and 6AT6 detector. Mounts on a chassis plate measuring 4" x 7 3/8". Shipping weight 2 1/2 lbs. Dial: 2 lbs.

**MAIL
COUPON
TODAY**

To: Collins Audio Products Co. Inc.
P.O. Box 368, Westfield, N.J.
Tel. WEstfield 2-4390

- FM Tuner Kit
- FM/AM Receiver Kit
- IF-6 Amplifier
- FM/AM Tuner Kit
- FMF-2 Tuning Unit
- RD-1C Tuner & Dial
- FM Receiver Kit
- FMF-3 Tuning Unit
- AM-4 Tuning Unit

Amount for Kit \$ _____ See weights, add shipping cost \$ _____ Total amount enclosed \$ _____ Check Money Order

FROM: _____
NAME _____
ADDRESS _____
CITY _____ STATE _____

— THINK OF COLLINS AUDIO

For *Critical* Applications
Triplett 630-A Has No Counterpart

Accuracy
to 1½%

Readability
with a Mirror-Scale

Adaptability
with ½% resistors

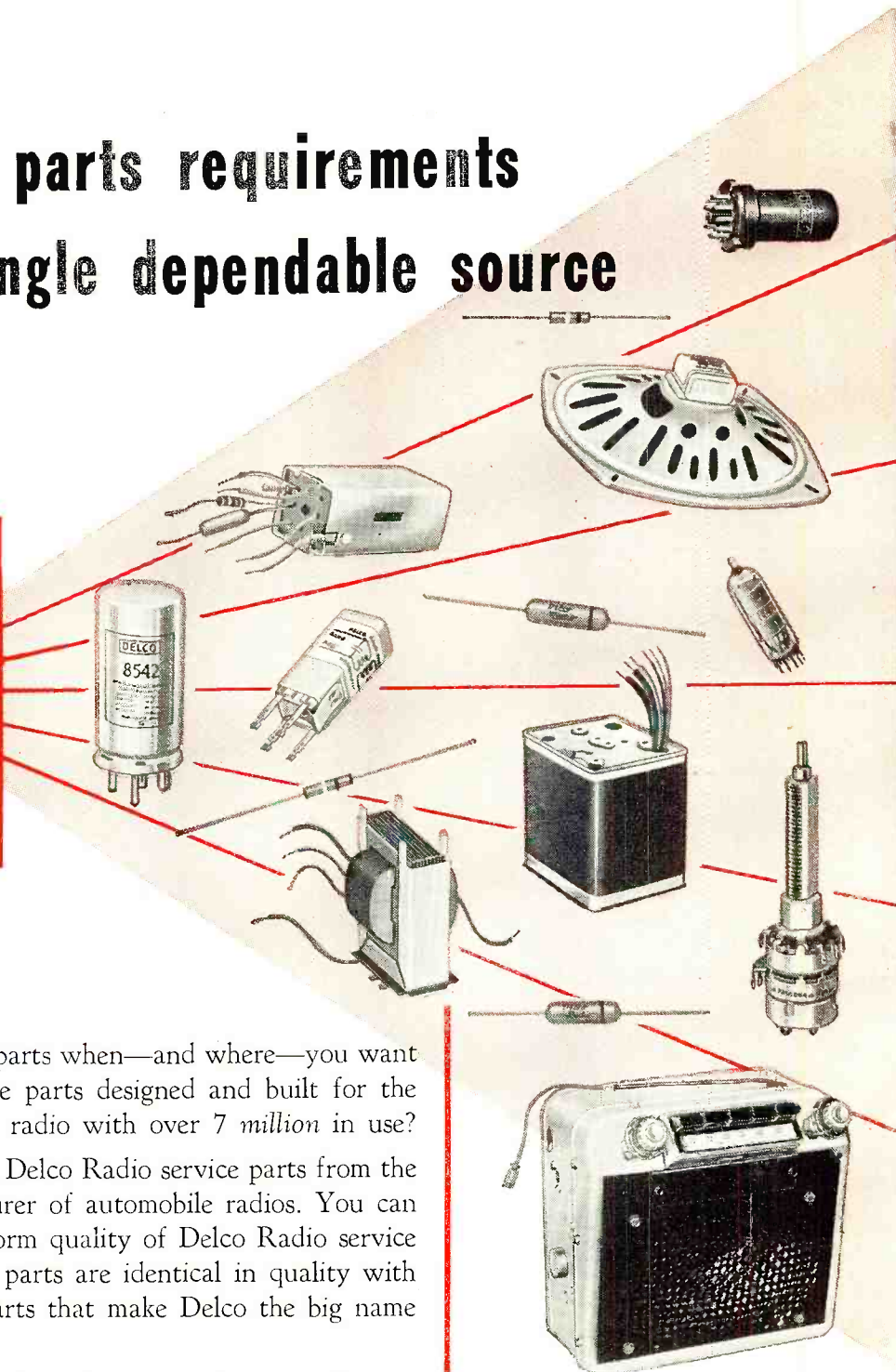
Try it at your distributor's



TRIPLETT ELECTRICAL INSTRUMENT CO., BLUFFTON—

OHIO

Fill your parts requirements from a single dependable source



Want *good* radio service parts when—and where—you want them? Want radio service parts designed and built for the world's most popular car radio with over 7 million in use? If you do . . . you want Delco Radio service parts from the world's largest manufacturer of automobile radios. You can depend on the high, uniform quality of Delco Radio service parts. These replacement parts are identical in quality with the original equipment parts that make Delco the big name in car radios.

Both Delco Radio original equipment and universal service parts are available promptly through United Motors wholesalers.

DELCO RADIO PARTS

A GENERAL MOTORS PRODUCT  A UNITED MOTORS LINE 

DISTRIBUTED BY WHOLESALERS EVERYWHERE

DELCO RADIO

DIVISION OF GENERAL MOTORS CORPORATION
KOKOMO, INDIANA

THINGS TO REMEMBER ABOUT DELCO RADIO SERVICE PARTS

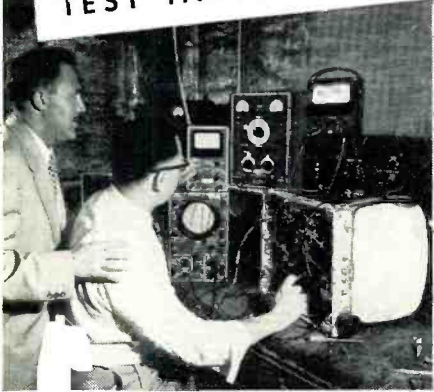
- 1 Offer largest market for original-equipment replacement parts.
- 2 Backed by world's largest factory devoted exclusively to automobile radios.
- 3 Designed by one of the largest and most forward-looking engineering groups devoted exclusively to automotive radio.

EICO

TEST INSTRUMENTS

Guard

CBS-Columbia Inc.
HIGH STANDARDS OF
TELEVISION PRODUCTION QUALITY



In the CBS-Columbia design laboratories, Al Goldberg takes some important readings with the EICO Model 221 Vacuum Tube Voltmeter and Model 555 Multimeter, as Harry R. Ashley looks on.



Mr. Al Goldberg, Assistant Chief Engineer of CBS-Columbia and Harry R. Ashley, President of EICO, inspecting the use of the EICO Model 221 Vacuum Tube Voltmeter and Model HVP-1 High Voltage Probe at the Sweep Frequency Troubleshooting Position on the CBS-Columbia Television production lines.



221K VTVM KIT \$25.95
WIRED \$49.95



HIGH VOLTAGE
PROBE \$6.95



425K 5" PUSH-PULL
SCOPE KIT \$44.95. WIRED \$79.95

KITS WIRED INSTRUMENTS



NEW 565K MULTIMETER
KIT \$24.95 WIRED \$29.95.
20,000 ohms/volt



320K SIG. GEN.
GEN. KIT \$19.95. WIRED \$29.95

322K SIG. GEN.
KIT \$23.95. WIRED \$34.95



950K R.C. BRIDGE &
R-C-L COMP KIT \$19.95
WIRED \$29.95



1040K BATTERY ELIM.
KIT \$25.95. WIRED \$34.95

©1952 Electronic Instrument Co., Inc.
Prices 5% higher on West Coast. Due to unstable conditions, prices and specifications are subject to change without notice.



NEW 377K Sine & Square Wave
AUDIO GEN. KIT \$31.95 WIRED \$49.95



NEW 214K
VTVM KIT \$34.95
WIRED \$54.95
7 1/2" METER



NEW 536K MULTI-
METER KIT \$12.90
WIRED \$14.90
1000 ohms/volt



1171K RES.
DECADE BOX KIT
\$19.95
WIRED \$24.95



315K DELUXE SIG.
GEN. KIT \$39.95
WIRED \$59.95



145K SIG.
TRACER KIT
\$19.95
WIRED
\$28.95



625K
TUBE TESTER KIT \$34.95
WIRED \$49.95



360K SWEEP GEN. KIT \$34.95
WIRED \$49.95



NEW CRA PIX TUBE
ADAPTOR for above \$4.50

For Laboratory Precision at Lowest Cost—
the Leaders Look to **EICO!**

WHY does CBS-Columbia, Inc., one of America's great headline-makers in Television set production, use **EICO** Test Instruments on both its new Television production lines and in its design laboratories?

BECAUSE — like Emerson, Tele-King, Teletone, Majestic, and many another famous TV manufacturer coast to coast, CBS-Columbia knows that . . .

Only **EICO** Test Equipment delivers
All 10 **EICO** nomical Features!

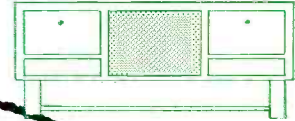
1. Laboratory Precision
2. Lowest Cost
3. Lifetime Dependability
4. Speedy Operation
5. Rugged Construction
6. Quality Components
7. Latest Engineering
8. Super-Simplified Assembly and Use Instructions
9. Laboratory-Styled Appearance
10. Exclusive EICO Make-Good Guarantee

Before You buy any higher-priced equipment, look at the **EICO** line—in *Wired and Kit form!* Each **EICO** product is jam-packed with unbelievable value. Compare, see **EICO** instruments today—in stock at your local jobber—and **SAVE!** Write NOW for **FREE** newest Catalog 11-R.

**FOLLOW THE LEADERS
... INSIST ON EICO!**

EICO

Reg. U. S. Pat. Off.
ELECTRONIC INSTRUMENT CO., Inc.
84 WITHERS STREET, BROOKLYN 11, NEW YORK



CABINETRY

By
JEFF MARKELL

Profitable custom installations require a working knowledge of good design and of wood finishes.

HIGH-FIDELITY has come of age. The proponent of high-fidelity is no longer "a voice crying in the wilderness," or to re-phrase the image, he is no longer a voice crying primarily into "tin ears." Last July *"Interiors Magazine,"* one of the most important publications in the field of interior decorating and design, devoted practically an entire issue to TV and sound systems. A little later *"House Beautiful"* gave a four-page spread to hi-fi. And, as recently as December 26, the extremely staid *"Wall Street Journal"* devoted about a half a page, starting with the complete first column on the first page, to the subject.

These cases are cited merely to emphasize a fact of which you are perhaps already aware; that in handling hi-fi sound and video systems we are no longer dealing mainly with a small group of critical cranks. The field is becoming an increasingly important mass market.

As far as electronic components are concerned the situation is pretty good. In most categories a good selection is currently available, covering various price ranges and performance characteristics.

However, as far as housings for residential systems are concerned the picture is not nearly so bright. Available ready-made cabinets are extremely limited both as to style and finish, which means they will rarely fit in with the client's other furnishings. The client who insists that the cabinetry of his system, both appearance and construction-wise, should be of




Fig. 1. This "equipment-only" type of cabinet is both easy and inexpensive to produce.

comparable quality to its sound can hardly be considered unreasonable, and his number is becoming legion.

Competent designers and cabinet makers, familiar with the problems of housing hi-fi equipment, are available if the dealer cares to take the trouble to locate them. In the long run, the dealer who provides a complete service does himself as well as his customer a favor, and in addition the side money the dealer will make through handling the complete job will, doubtless, be welcome.

In order for the dealer to make a reasonably good choice of sources for designing and cabinet work it will certainly be helpful for him to have at least a nodding acquaintance with the subject of cabinetry and cabinet design.

There is little point or need to try to become an expert in the field, but it is a good idea, in terms of the satisfaction of your customers, to know at least enough to be able to judge the competence of the people you plan to commission to do the work.

The writer hopes the following material will be of help toward this end.

In approaching cabinet design the writer has found it convenient to consider the question in terms of three general categories. One of these types will be found applicable to most situations requiring a free-standing cabinet. The question of a built-in installation is purposely omitted, since this requires individual consideration in each case.

The first general category is the type of cabinet which houses electrical equipment only, and requires a separate speaker enclosure. Although there is disagreement on the point, a significant group among engineers is quite insistent that the inclusion of the speaker in the same cabinet with the other components impairs the operation of the whole system. This is one reason for separating the speaker. Another is that it will often develop that the location in the room which is most convenient for the placement of the equipment is a poor one acoustically for the speaker and *vice versa*.

BUTTS



MITERS



CHANGER	16" x 16"
Depth (below mounting level)	4"
Height (above mounting level)—lid opening6" min.
drawer or door opening8" min.
TUNERS (behind control panels)17½" x 12" x 10"
AMPLIFIERS (behind control panels)17½" x 12" x 10"
PREAMPLIFIERS (max.)12" x 8" x 3"
TV (inside)22" x 23" x 26"

Fig. 1 is an example of the equipment-only type of enclosure. It is extremely simple in design and therefore relatively easy and inexpensive to produce. It is based on a standard cabinet module and is, therefore, most economical of materials, since material costs in plywood are based on the nearest square foot. It has the disadvantage that it opens from the top rather than from the front, necessitating installation of the tuner face up rather than face out. Another disadvantage of this type of cabinet is that the lady of the house will very likely put a pot of flowers on it as soon as it's moved in, and every time your client wants to use his rig he has to move the "garden."

The second general category is the type of enclosure housing the electrical equipment plus the speaker. Although some engineers take a dim view of this type of housing, it is often the treatment of choice for specific situations where space for a separate speaker enclosure is not available. Figs. 3 and 4 are examples of this type. In Fig. 3 the equipment is set in a line—changer, speaker, tuner, and amplifier—with record storage optional underneath. Placing the changer, tuner, and amplifier over the speaker is a more conventional arrangement (Fig. 4). It is considerably more economical of wall space, and less expensive to build than the cabinet shown in Fig. 3. Of course, record storage cannot be included.

The third general category is a complete wall unit housing equipment and speaker plus various subsidiary cabinet spaces, such as a bar, desk, utility cabinet, and bookshelves or record storage. This type constitutes an extremely extensive cabinet treatment, but where this type of unit is used little or nothing in the way of additional cabinetry is likely to be required in the room, leaving the remainder of the room available for conviviality. Fig. 5 is an example of a treatment of this type.

As regards the question of style, all of the examples have been treated in a strictly modern style, however there is no reason why similar treatments cannot be done in a wide variety of period styles to conform to the style of the other furnishings in the client's room. At the moment, for example, quite a lively revival seems to be going on in the French Provincial style. Any of the basic space arrangements could be translated into French Provincial. When constructing cases for

Fig. 2. Several types of wood joints used in cabinet work. See text for complete details.

Table 1. Maximum dimensions for various pieces of equipment found in home systems.

8" speaker	5½ cu. feet
10" speaker	6¾ cu. feet.
12" speaker	8 cu. feet
15" speaker	10 cu. feet

Table 2. Cubic volumes required for various speaker diameters in infinite baffles.

use in period rooms it is always a question of designing, constructing, and finishing the cabinet in such a way as to blend harmoniously with the other furnishings. Only in the case of modern is this not necessarily so. To achieve an effective result as regards the over-all decor a modern cabinet can be designed either to match the existing furnishings or to contrast sharply with them. Sharp contrast, if employed, will often consist of dramatic color differences, for example, a mixture of bleached with cordovan mahogany pieces. Unfortunately space will not permit of elaboration of the point, however an extremely modest amount of good taste should keep you out of trouble in this department.

Construction, for the purposes of this discussion, can be limited to two basic considerations: first the type stock and second the method of joining. You can build a cabinet in two kinds of stock—solid lumber or veneered plywood. In general the writer prefers a good grade of veneered plywood, for the reason that veneered plywood is, by virtue of its construction, less subject to warpage under conditions of changes in temperature and humidity. It is perfectly true that good-grade, well-seasoned, solid lumber is highly resistant to warpage when properly joined; however, it is increasingly difficult to obtain this kind of solid stock. Availability will differ depending on your location. When in doubt specify ¾ inch veneered plywood.

Finish is another factor influencing choice of stock. If, for example, a bleached mahogany finish is desired, veneer must be used since solid mahogany will not bleach evenly.

Fig. 2 illustrates a few types of joints in common use. Butt joining is cheaper than miter joining, however the miter is infinitely preferable. It looks better and is stronger.

Of course the joints illustrated are for use with standard ¾ inch stock. The writer has seen a number of cabinets done in ½ inch lumber, and has even seen them done in ¼ inch plywood on 1 x 2 frame. For a cabinet of any size ½ inch wood is not heavy enough to adequately resist warpage, and to build a cabinet of ¼ inch plywood on a frame is, to this writer's mind, a shoddy dodge not worthy of discussion.

In choosing specific types of woods (mahogany, oak, korina, prima vera, birch, etc.) it is well to be guided by the other woods in use in the room. For example, it would probably not be wise to place an oak cabinet in a room that already contains a number of mahogany pieces. A word of caution! It might be noted that strongly-

grained, exotic woods such as zebra wood or prima vera, should be used with restraint since the eye is likely to tire of a large area that is visually "busy."

As mentioned previously, veneered plywood, although generally more expensive than solid, is the material choice. However, having decided on the use of this material, do not be tempted to use cheap grades. Many cheaper brands of veneered plywood are subject to checking, buckling, or peeling of the veneer itself. Since the largest portion of the cost of a cabinet is labor, not materials, cutting corners on materials usually proves to be a false economy.

The writer has had occasion to see all too many cases of well constructed cabinets ruined by poor finishing. You should be extremely particular about the finish you accept. A good finish should be smooth and satiny, both to the touch and the eye. It will not be if the individual coats are put on too thick or the piece has not been well rubbed. Any competent shop should be able to give you at least a good smooth "commercial finish" at a reasonable price. Insist on it!

In designing cabinets for high-fidelity systems, the most important aspect of the problem is that the internal spaces be adequate to house the desired components. No matter how beautiful the cabinet job may be, if you can't put the equipment inside it's hardly better than useless. Internal space requirements can, of course, be determined by taking a specific set of components, measuring their over-all dimensions—thus arriving at the internal space requirements for the specific set-up. This method is news to no one, but it has one big disadvantage. It does not allow for flexibility in terms of later changes in the system. For example, the space that would be adequate for a *Meissner* 8BT would be totally inadequate for a *Browning* RJ20. For this reason the writer has found that the internal dimensions given in Table 1 are useful for practical purposes, since they are based on the largest commonly-used components in each category.

In regard to speaker systems, and their attendant enclosures, there is such widespread disagreement among engineers as to make this subject deserving of, at minimum, a separate article. Therefore, at the risk of appearing cowardly, the writer is leaving the subject alone except to give a tabulation of cubic volume for infinite baffles. The cubic volumes given in Table 2 will suffice for the speaker diameters given in infinite baffles of either rectangular or triangular corner types. In many cases smaller volumes will suffice; however, it will very seldom be necessary to exceed those given in the table.

Other than internal space requirements, the conditions imposed upon the cabinet designer by the equipment are neither many nor difficult to han-

(Continued on page 171)

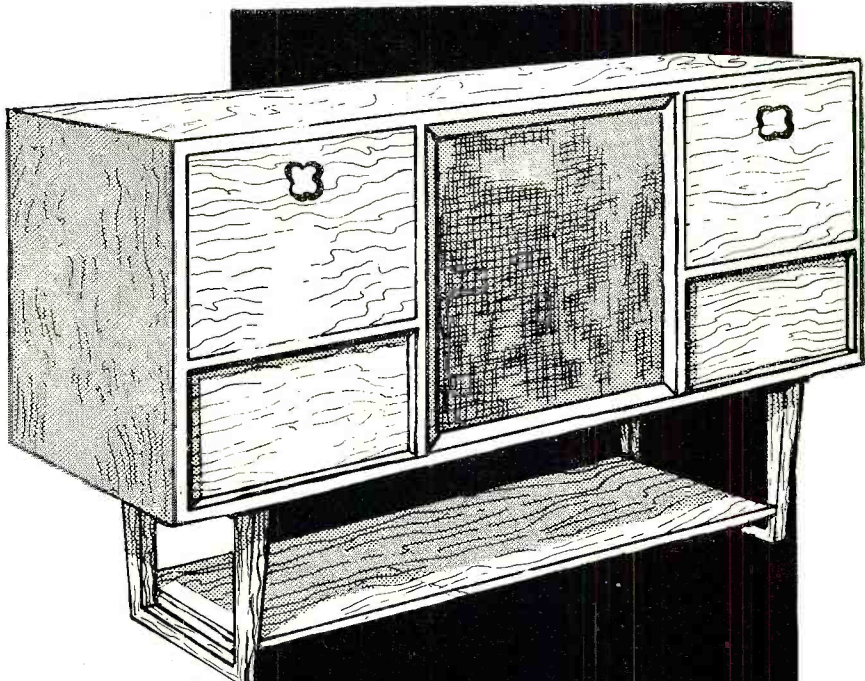


Fig. 3. An example of in-line cabinetry. The changer, speaker, tuner, and amplifier are placed in a line with record storage below.




Fig. 4. A cabinet that provides the more conventional arrangement with changer, speaker, tuner, and amplifier placed over the loudspeaker.





Fig. 5. A complete wall unit which houses not only equipment and speaker but a bar, record storage, desk, utility cabinet, and bookshelves in addition.



Front panel view of the disc recorder unit. To identify the various controls and components see diagrams of Figs. 3 and 6.

Quality

DISC RECORDING WITH HOME EQUIPMENT

By JOHN T. MOORE

Construction data on a compact, high-quality unit which will handle all disc sizes up to and including 10 inches at 33⅓, 45, or 78 rpm with 120- or 160-line grooves.

THE home-built disc recorder illustrated in Fig. 1 fulfills a definite need in a wide variety of practical applications. It is a product of much technical research, combined with months of experimentation and careful planning, being constructed, in its final form, around the popular *General Industries* model R-85L cutting assembly. This particular unit cuts grooves at 160 lines-per-inch, which is comparable to the well-known microgroove, or long-playing pressed records which have been a commercial offering for quite some time. However, any constructor who prefers the standard 120-line cutting may obtain the *General Industries* model R-90L assembly, a structural counterpart of the R-85L with the exception of groove spacing. Both models are directly interchangeable on the basic recording set-up discussed in this article.

The chief advantage of the 160-line cutting is its proportional increase of recording time on a given disc size. For instance, a 10" disc recorded at 120 lines will run approximately 10 minutes at 33⅓ rpm. The 160-line cutting of identical size and speed will run upwards of 15 minutes. On the other hand, the microgroove recording is much more delicate, and therefore has less tolerance for modulation errors or improper depth of cut. With a little experience, however, one can easily master the groove cutting technique of his choice.

This recorder is capable of turning out a quiet, beautifully modulated groove which rivals even the best in professional recordings, despite the fact that no complicated volume compression or expander circuits whatever are used!

Briefly, the following essential features are incorporated: cutting and playback of all disc sizes up to and including 10 inches; cutting and playback at all commercial speeds (33⅓, 45, and 78 rpm), with choice of 120- or 160-line groove; recording from microphone, tape, radio tuner, or external phono, with fading or intermixing of any two of these sources; adjustable cutting level indicator; jack for external speaker; jack for feeding playback cartridge to external amplifier or p. a. system; separate mike, phono, and master gain controls; and other incidental refinements carefully planned to afford maximum ease and flexibility in the making of fine recordings.

The cutting assembly, shown in detail in Fig. 2, is a compact outfit consisting of: heavy duty motor, with weighted turntable and a retractable drive pin to prevent discs from slipping while cutting head pressure is being applied; spiral lead-screw and follower arm for uniform groove spacing; speed selector switch and associated rim-drive mechanism; recording arm, complete with either crystal or magnetic cutting head, according to individual preference; and playback arm, featur-

ing an adjustable all-speed cartridge with dual styli of semi-permanent characteristics.

The Amplifier

Although not strictly a wide-range amplifier and designed somewhat contrary to accepted standards in that it does *not* employ inverse feedback of any kind, the circuit shown in Fig. 3 is nevertheless a straightforward layout, free from "bugs" or fancy embellishments, and built with but one fundamental purpose in mind—top-quality groove modulation for instantaneous disc recording!

The recorder's case is of crackle-finish cast aluminum, measuring 14¼" wide by 15" high and 13" deep. The particular unit shown is made from refitted sections of a surplus aircraft transmitter and this may or may not be practical for anyone interested in duplicating the equipment; however, plywood, sheet metal, or practically any other material will serve just as well. Since the case, speaker cut-out, and associated sections are mere routine construction well within the capabilities of any average workman, no detailed procedure should be necessary here. Adequate ventilation must be provided, however, and this is best accomplished through the use of louvers, or vents, in the back, with the entire bottom section being covered by a section of fine-mesh wire, so that upward and outward circulation of air is relatively unhampered.

With respect to the amplifier chassis, the case is designed slightly oversize front and back in order to facilitate wiring the controls, which are mounted not on the chassis but on the front panel. Such arrangement also makes for better air circulation in and around

the power section, where considerable heat is generated.

Underchassis and back-section arrangement, with ventilation louvers removed, may be seen in Fig. 7. Note that the metal framework of the case is in two superimposed sections, the amplifier section being positioned in the lower half, and cutter assembly in the top portion. This gives ready access to either section for adjustments.

The amplifier circuit itself needs very little explanation, but placement of parts and the usual precautions observed in wiring any high-gain audio system should receive special consideration, since hum or other noticeable defects will render the entire layout practically worthless, insofar as quality recording is concerned. (Note chassis specifications and placement of essential components in the amplifier proper, as shown in Fig. 4.) Besides freedom from residual hum, it must possess stability, and low order of distortion within the required modulation range—effectively, 3 to 4 watts across the cutter.

The circuit uses a 6J7 pentode as the microphone amplifier, with its gain control following, rather than preceding the tube, thus aiding substantially in minimizing hum pickup in the first

(and, incidentally, the most troublesome) stage. Its grid leak resistor is soldered directly to the cap connector, then covered with a short length of spaghetti and enclosed in shielded braid along with the grid's input lead. It is impossible to overemphasize the need for great care in wiring this stage. For 90% of the original hum difficulties encountered in designing the circuit were eventually found to originate within the immediate area of the 6J7 input! In some instances it may be necessary to shock mount this tube, although careful planning and wiring will usually suffice. Specific applications may also warrant lowering the value of the plate load resistor in this tube, since over-all gain is adequate for general microphone use and frequency response might profit slightly.

The second tube is a 6SL7, with one of its triode sections accommodating the phono input. A 6SN7 is used as the amplifier-phase inverter to drive the 6L6's, and this highly efficient phase inversion is accomplished through use of a one-half megohm control in the plate lead of one triode section, feeding a portion of this signal back into the grid of its companion in the 6SN7. Balancing is so simple, it can almost be accomplished by ear; however, this

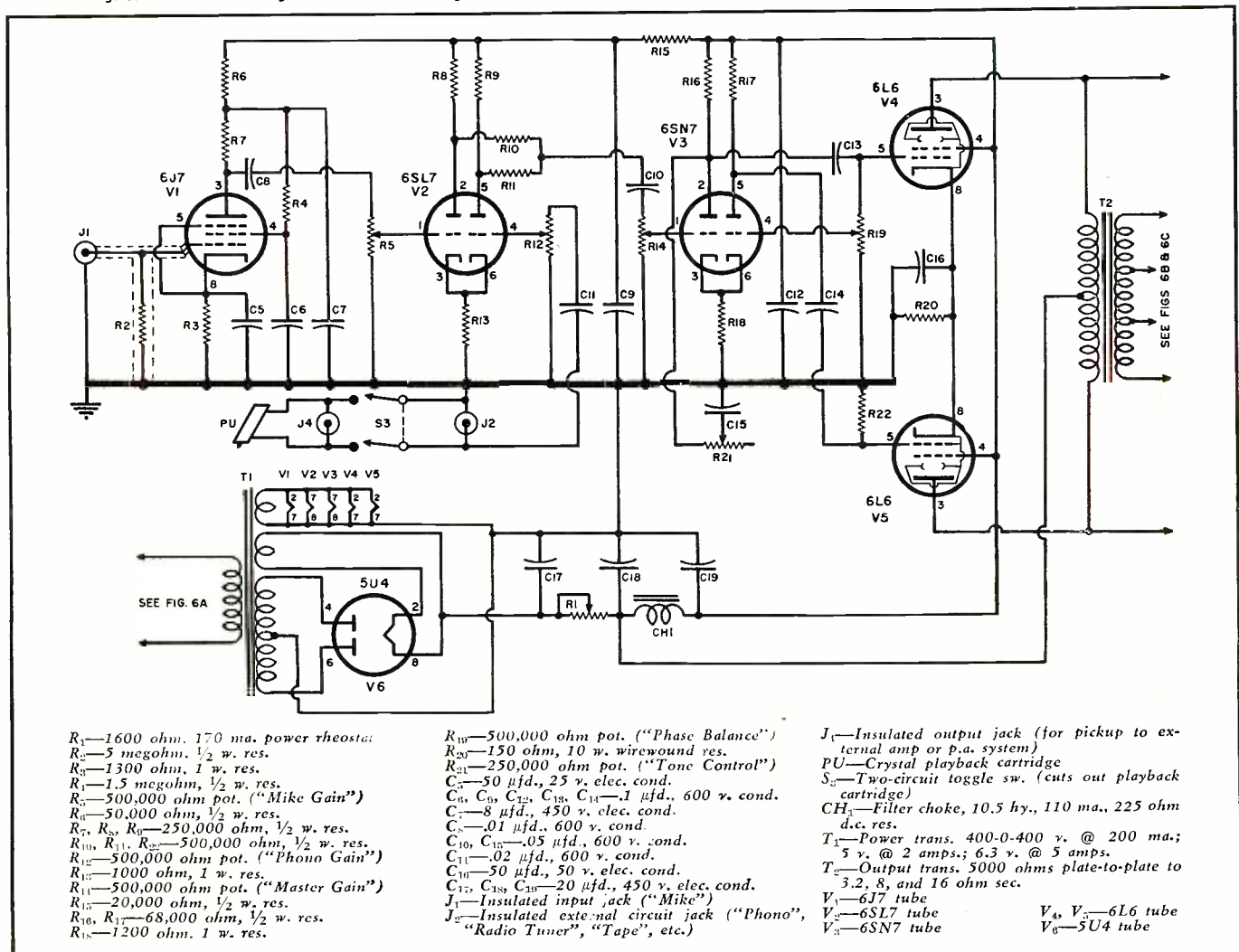


Fig. 2. The General Industries' Model R-85L cutting assembly, showing playback arm at left and recording arm at right. Weighted turntable has retractable drive pin, near center post, to prevent slipping of disc. Speed selector switch is at the left.

is hardly precise enough for the job at hand, and a sensitive a.c. voltmeter at the 6L6 grids (and in series with a condenser to exclude d.c.) is the easiest method of matching input voltages at these two points, using a constant input signal in one of the previous stages. Better still, the use of an oscilloscope is highly advisable in critical matching of the phase balance.

It will be noted that a 1600-ohm rheostat is used in the power supply for accurate adjustment of "B-plus" requirements, and, while not strictly an essential, this feature is of value in arriving at peak performance with regards to tube bias and similar power

Fig. 3. Schematic diagram of the recording amplifier used in conjunction with the disc recorder. See Fig. 6. for variations.



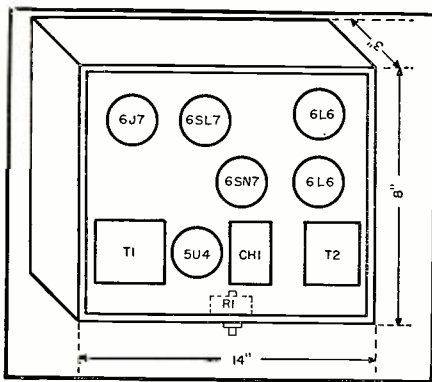


Fig. 4. Layout of essential components on the 14 x 8 x 3 inch steel chassis. See Figs. 3 and 6 for identification of parts.




Fig. 5. Close-up view of the cutting heads available with the General Industries' recording assembly. The Astatic X-26 and X-29A, at left, are crystal types while the M-41, at right, is 10-ohm magnetic model. All are directly interchangeable in cutter arm but require different wiring (Fig. 6).

problems usually present in the designing of any piece of good electronic equipment. Best results are obtained with this adjustment delivering 295 volts to the circuit.

In rare instances, it may be found

necessary to use a 250 μ fd. mica condenser from grid-to-ground in the inverted output tube as a suppressor of any tendency toward high frequency oscillation; however, even if indicated, this value has no appreciable effect on over-all quality or response.

Decoupling, as shown in the diagram, was found to be wholly adequate in this particular instance, but it is quite possible that individual wiring procedure may present a need for values somewhat higher than those originally listed.

During playback, a 5600 ohm resistor in series with a .005 μ fd. condenser across the output plates will add a pleasing attenuation to the tone quality; however, if desired, a separate switch should be added to prevent a noticeable loss of highs during recording. Any such local attenuation is best accomplished during playback, rather than in the recording process.

A word of caution regarding the output section: *Don't* skimp on the output transformer! A bargain or surplus unit can be a risky saving, with poor audio quality and characteristic frequency loss as the result. The transformer should be of hefty construction and proven quality, capable of at least 15 watts—preferably 20. No amplifier, however elaborate and well-designed, can surpass its own output section, and a common fault with most experimenters in audio construction is to bottleneck their most diligent efforts with a transformer of poor capabilities.

The first consideration in obtaining a cutting assembly is the choice of cut-

ting heads. These are available in either magnetic or crystal types, and as to quality in the final recording, very little difference would be apparent to the average critic, provided, of course, each cutting head had been properly installed at the amplifier, and used in strict accordance with its own limitations.

Cutting heads normally supplied with the *General Industries* assembly are the *Astatic* X-26 or X-29A, and the *Astatic* M-41—the former being crystal types,* and the latter a magnetic. These two types, shown in detail in Fig. 5, are directly interchangeable in the recording arm, but entail somewhat different procedure for connection to the amplifier.

Generally speaking, the crystal type has somewhat greater frequency range, but the very fact that it is a crystal element has prompted many authorities to shy away from it, since it is an accepted fact that any crystal device lacks the over-all stability and ruggedness of its magnetic counterpart. Beyond question, it is also the more exacting of the two when it comes to proper loading and installation. Excessive voltage may damage the crystal cutter, and since it must be connected in the plate circuit of the output tubes, blocking condensers are required so that pure a.c. signal voltage alone be allowed to pass—and here, again, is another potential trouble-maker, for it can readily be seen that a shorted or leaky condenser in this circuit would instantly paralyze the crystal with a hefty surge of "B-plus." It is usually considered good practice to shunt a crystal cutter with a 1 megohm, 1 watt resistor although many manufacturers have not deemed this necessary.

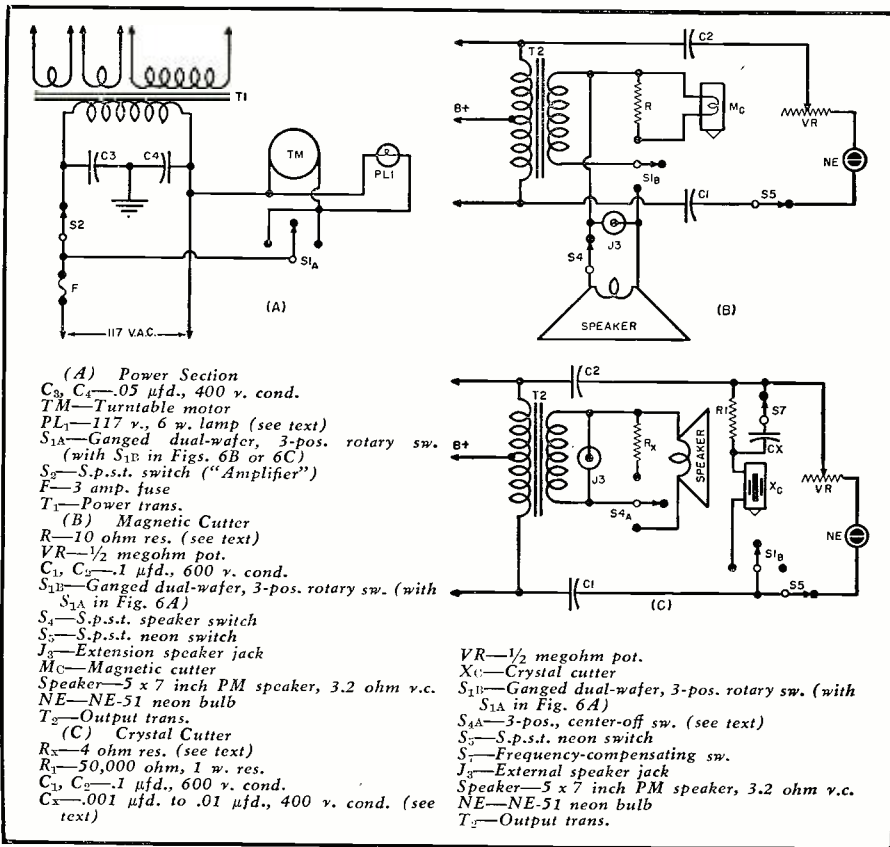
The magnetic cutting head, on the other hand, may be included in the speaker voice coil circuit, and is not nearly as sensitive to heat, shock, or excessive voltage damage. Its useful life, with reasonable care, is unlimited, and its frequency range, while generally under that of a crystal, is quite satisfactory for disc recording.

As to frequency characteristics, it is well to bear in mind that the M-41 has a useful upper frequency limit of about 7000 cycles, while the X-29A extends well into the 9000 cycle range. It is understandable, then, that the X-29A would receive logical preference in the recording of fine music—provided, of course, that a disc which is capable of receiving such delicate impressions as would be presented by a stylus vibrating at 9000 cps is used. This is but one of many technical bottlenecks which tend to bar home-recording enthusiasts from the sacred rites of true high-fidelity!

If a magnetic cutter is the final choice, proceed with wiring connections as shown in Fig. 6B. These are 10 ohm cutters at 400 cycles, and may be used at standard voice coil impedances in the transformer secondary, with simple switching from cutter to speaker for playback. The speaker used is an oval

(Continued on page 157)


Fig. 6. (A) Detailed wiring data on the power section. (B) Wiring variations if a magnetic cutting head is used. (C) Changes required if crystal cutter is employed.



MINIATURE TVI WAVETRAPS

By
RUFUS P. TURNER, K6AI

Fig. 1. Two versions of the miniature wave-trap. The left-hand unit can be mounted directly on receiver chassis while right-hand trap is soldered to a terminal strip.



A GREAT deal of the TVI from the new 21-to-21.45 mc. amateur band probably will be caused by strong signals entering the i. f. stages of television receivers *directly* as the result of poor receiver shielding. But some interference will also arrive via the receiving antenna and lead-in. This signal energy will be capacitance-coupled through the front end and will find access to the i. f. stages. This is the same situation which existed some years ago when commercial low-frequency signals had to be trapped out of the antenna input of broadcast receivers lest they find coupling through to the i. f.

Lead-in-conducted interference is eliminated by means of wavetraps (see Fig. 2). The best practice is to connect one trap in series with each lead-in wire of a two-wire line (see Fig. 2B), or one in series with the center conductor of a coaxial line (see Fig. 2C). A 5.2-microhenry coil and approximately 11 micromicrofarads of capacitance are required in a wavetrapp to tune to 21 mc., although other combinations can be used.

These 21-mc. wavetraps can be made simple, small, and inexpensive. Fig. 1 shows two types built by the author and used in laboratory TVI tests with a strong 21-mc. oscillator and sensitive TV receiver. The coil in each instance consists of 25 turns of No. 26 enameled wire closewound on a 1/2-inch-diameter form (winding length 1/2 inch). The tuning condenser in the left-hand unit is a 4-to-30 μfd . Erie Style TS2A Ceramicon trimmer. A familiar 3-to-30 μfd . leaf-type mica trimmer is used in the right-hand unit. These wavetraps can be built from spare materials by the service technician or amateur.

The left-hand unit may be mounted on the receiver chassis by means of

A simple method of curing interference troubles arising from amateur transmissions in new 21 to 21.45 mc. band

machine screws passed through the two mounting holes in the base of the ceramic condenser. In the right-hand unit, the coil leads and trimmer lugs are soldered to the terminals of a two-lug terminal strip, the latter serving to hold the wavetrapp to the receiver chassis. In each case, the coil is supported adequately by its own short leads. The trimmer capacitance ranges allow easy coverage of the 21-mc. band. Tuning is by means of screwdriver adjustment.

The wavetraps must be mounted in the receiver as close as possible to the tuner input. (See Fig. 2C.) To pre-

vent mutual coupling when two traps are used, the units should be oriented so that their coils are at right angles. Shielding will not be required in most cases, but when necessary, may be obtained by slipping a small grounded metal can over each trap, leaving a small hole for insertion of the adjusting screwdriver.

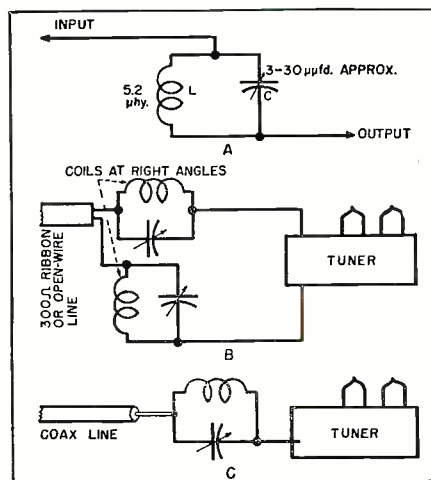
These little traps have given good account of themselves in soaking up signals in the 21-mc. region without impairing reception on any of the TV channels.

In TV fringe areas where it is desirable to keep the signal-to-noise ratio as high as possible, it may be advantageous to use series-resonant wavetraps. Such wavetraps are especially applicable when interference is weak.

The same components used in the previously described parallel wavetraps are used, but for this application they are connected in series with each other. If coaxial lead-in is used one series wavetrapp is sufficient. Simply connect the wavetrapp between the center conductor (at the antenna terminal on the chassis) and ground. Such a hookup may also be used with twin-lead but this results in an unbalanced line. These wavetraps should be connected directly between the antenna terminals on the receiver and ground.

In some cases it may be found that 21 mc. signals are entering the receiver through the power line. The interference entering in this manner may be eliminated by the use of the parallel wavetraps described in this article. For this usage however, use 30 turns of No. 22 enameled wire closewound on the 1/2-inch form.

Fig. 2. (A) How lead-in-conducted interference is eliminated by wavetraps. (B) One method of connecting trap by placing it in series with each lead-in wire of two-wire line. (C) A trap placed in series with center conductor of coaxial cable.






Fig. 1. Chassis layout used by the author. This arrangement may be varied to fit housing selected.

By
LOUIS E. GARNER, JR.

A PORTABLE P.A. SYSTEM

Construction details on a sturdy, lightweight unit that can be built in a few hours and pay for itself in months.




Fig. 2. Complete p.a. unit which will handle audiences up to 2500 persons yet is light enough for a young girl to carry with ease.

EVEN though TV has received considerable publicity since the lifting of the "freeze" and tends to dominate news in the electronic field, other branches of electronics are by no means "dead." Public address rentals, sales, and installations continue to offer an excellent market for the aggressive radio-TV service-dealer. One important market was discussed recently in *RADIO & TELEVISION NEWS* ("Public Address Systems Aid Barkers," July, 1952). Other important markets, especially for rental systems, include civic organizations (Rotary, Lions, Kiwanis, Soroptimist clubs, etc.), political groups (especially during an election year), churches, local clubs, schools, and similar organizations.

Not only is there good money to be made in direct sales and rentals, but many service shops, particularly those in small towns and in suburban areas, find that the business and good-will resulting from the "free" loan of a system far exceeds any immediate cash benefits obtained if a charge had been made. General practice is to charge for the rental of a p.a. system when used by money-making groups (carnivals, shows, etc.) or political organizations, but to either make a reduced charge or to permit "free loan" of a system to charitable or civic groups. This rule does not apply in the case of organizations specializing in p.a. rentals only, of course—in such cases, good business practice dictates that "free" work be kept to a minimum.

A p.a. system designed primarily for rental work must meet several important requirements. It must, above all, be easily portable. In addition, it should be completely self-contained—everything should be in "one package"; it should have reasonable power, permitting one system to be used in a variety of circumstances; it should be easily set up and easily disassembled; it should be rugged; and it should be inexpensive. The p.a. system shown in Fig. 4 meets these requirements admirably. Although it contains all the components necessary for the majority of installations, including two speakers and baffles, each with 50 feet of connecting cable, a 15-watt amplifier, a hand mike together with desk stand, and ample extra mike cable, it easily fits into one small package that is so compact and light that it may be carried by a young girl. The system shown in Fig. 2 will easily handle audiences up to 2500 persons, ample for all except the largest gatherings.

Circuit Description

The "heart" of any p.a. system is the amplifier. The schematic diagram of the amplifier used in this portable p.a. system is given in Fig. 3. As can be seen, the circuit is quite conventional. This design was deliberately chosen so that construction cost and time could be kept to a minimum.

V_1 serves as the microphone pre-amplifier stage, with R_1 as the grid input resistor. Bias is provided by

means of cathode resistor R_{10} , bypassed by C_1 , while screen voltage is obtained through screen-grid dropping resistor R_1 , bypassed by C_2 . R_2 serves as the plate-load resistor for V_1 , with plate decoupling provided by means of R_3 and C_4 .

The amplified signal appearing across R_3 is applied to the "Mike" gain control R_7 through blocking condenser C_3 , and then to the grid of one-half of the dual triode V_2 through isolating resistor R_8 .

A signal obtained from a phonograph or radio tuner can be applied across the "Phono" gain control R_2 and thence through isolating resistor R_9 to the grid of the same tube, where the two signals are combined. R_9 serves to minimize changes in the level of the mike signal as R_7 is adjusted, while R_8 serves a similar function as far as R_7 is concerned. Thus, both controls may be adjusted independently.

The amplified signal appearing across plate load resistor R_{10} is applied to the grid of V_3 through blocking condenser C_7 , with both R_{13} and R_{14} acting as the grid resistor for this tube. R_{13} and R_{14} form a simple resistive voltage divider, permitting part of the signal to be applied to the grid of the second-half of V_2 . The ratio of these two resistors is chosen so that the signals applied to both halves of V_2 are of essentially equal amplitude.

Thus, the signal across plate load resistor R_{11} is equal in amplitude to the signal appearing across R_{10} , although shifted in phase by 180° . It thus provides satisfactory drive for the other tube in the push-pull output amplifier and is applied to the grid of this tube V_4 through blocking condenser C_8 , appearing across grid resistor R_{15} .

Bias for the phase-inverter stage, V_2 , is obtained by means of a common cathode resistor, R_{12} . This resistor is not bypassed and the resulting degeneration helps insure proper balance in the output signal level.

Bias for the output stage is obtained by means of common cathode resistor R_{16} , bypassed by C_5 . T_2 is the output transformer, used to match the output tubes to the speakers used.

"Tone" control is provided by a conventional "losser" type circuit, consisting of C_{10} and R_{17} , connected across the primary of the output transformer.

The output circuit is somewhat different from those usually encountered. Keeping in mind that the amplifier might often be used by inexperienced personnel, closed circuit jacks (J_3 and J_1) were provided for loudspeaker connections and a load resistor (R_{18}) so connected that it will always be in the circuit unless both speakers are plugged in. R_{18} thus serves two important functions. First, it makes it impossible to operate the amplifier without a load, even if the loudspeakers are not connected—this serves to protect the output transformer and output tubes against damage. In addition, since it parallels the output connections, it is still in the circuit if only one speaker is connected, and

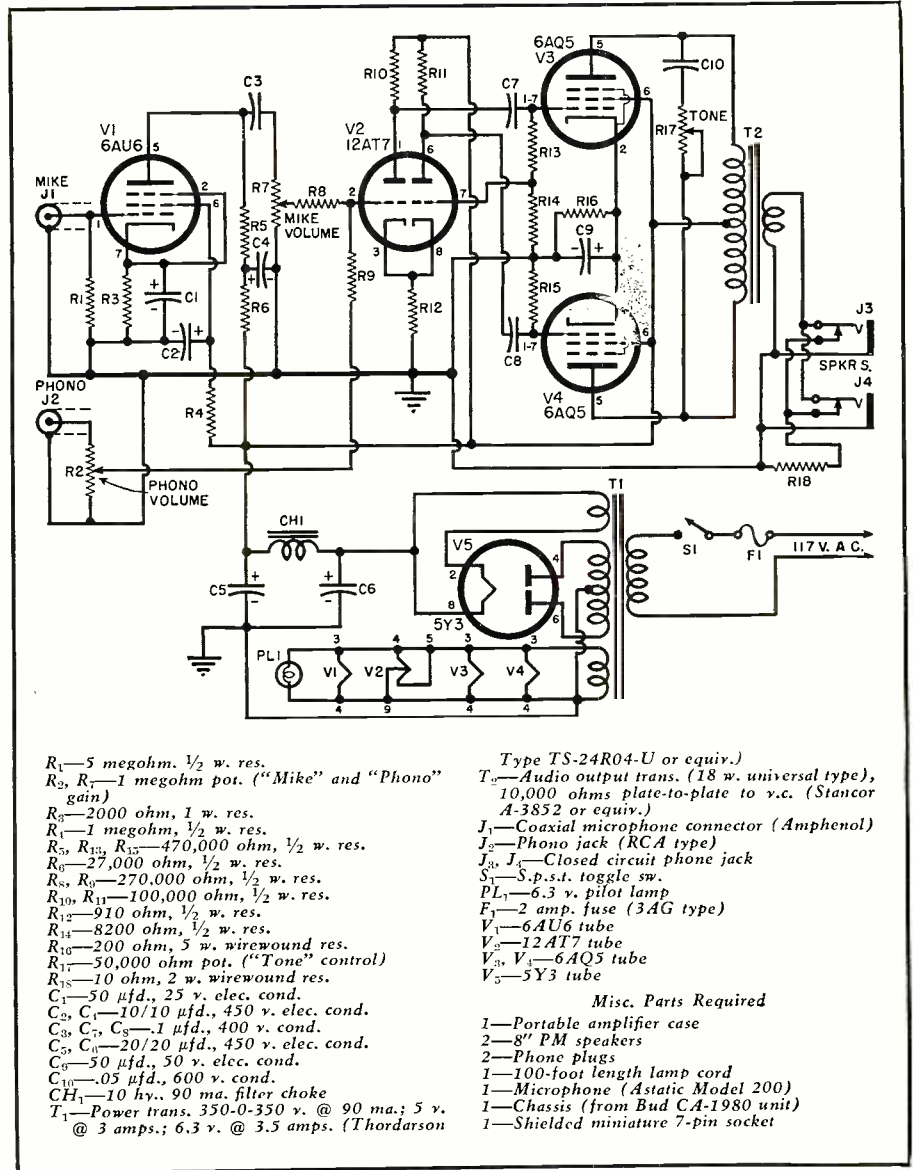



Fig. 3. Complete circuit diagram and parts list for the portable p.a. amplifier.

Fig. 4. Over-all view of p.a. "system." It includes two speakers and baffles, each with a 50 foot length of connecting cable; a 15-watt amplifier; a hand mike, together with a desk stand; and a generous amount of extra microphone cable.



thus serves to maintain a matched load. In other words, a form of "automatic" matching is provided in that either one or both speakers may be connected at will without changing transformer connections, and yet maintaining a proper impedance match.

The power supply circuit is conventional, utilizing a full-wave rectifier, V_s , and a "pi" filter consisting of CH_1 , C_s and C_o .

Construction Hints

Above and below chassis views of the amplifier are given in Figs. 1 and 5, respectively. Miniature tubes have been used to keep the entire unit as compact as possible, while maintaining a "clean" and easy-to-wire layout.

The general layout used by the author is readily apparent in Fig. 1, although this layout need not be followed exactly by the builder. However, care should be taken to keep the output and input stages well separated and interstage lead lengths should be kept to a minimum.

Hum pickup is minimized by using shielded input leads for both the "Mike" and "Phono" connections and by using a shielded socket for the "Mike" preamplifier tube (V_1).

In order to save above-chassis space, the output transformer has been mounted below the chassis on the rear "apron." It is clearly visible in the photograph below.

Often, when installing a rental system, it will be found that power is not readily available. To avoid the necessity for carrying one or more extension line cords, an exceptionally long line cord is provided (20 feet) and is wound on a standard clothesline cleat mounted on the back of the chassis

(Fig. 5). Another clothesline cleat is mounted inside the carrying case and is used as a holder for an extension mike cable (Fig. 4).

The sloping front chassis is the lower part of a standard *Bud* CA-1980 amplifier foundation. With the small carrying case used in the model built by the author, it was found impossible to use the cover of the amplifier foundation. With a larger carrying case, the entire foundation could be used.

Any standard microphone is suitable for use with this p.a. system, although an inexpensive crystal "mike" is recommended, not only from the viewpoint of output, but also because of low cost, ruggedness, and general all-around usefulness.

A microphone stand is often a necessity, and it is advisable to provide one if at all possible. Many of the stands available may be disassembled into short lengths which may be fitted into the case. The ingenious builder may construct a stand if the cost of a commercial unit is not justified.

Lengths of telescoping tubing or small diameter pipe would serve this purpose well. Set screws or clamps are used to hold the sections together.

The portable carrying case was purchased as a stock item from one of the larger mail order radio supply houses. A check of mail order catalogues indicates that similar carrying cases are available from almost all supply houses. Some cases will come equipped with a mike clamp and brackets for the loudspeaker lines. In others, the case will be "stripped," and any desired brackets or clamps will have to be provided by the builder. The case used by the author was a "stripped" version, and it was

even necessary to provide the plywood "base" for the amplifier. A 60 amp. standard fuse clip was used as the "mike" clamp, and clothesline cleats (obtained from a local hardware store) used as brackets for the extra microphone line and for the loudspeaker lines. The general arrangement of these clamps and brackets is visible in Fig. 4.

Decals are used for identifying controls and jacks.

Parts Substitutions

The circuit given in Fig. 3 is subject to wide modification, and quite a number of substitutions may be made without affecting the operation of the unit. In fact, the builder, by using parts available in the "junk box," and modifying the circuit slightly, may be able to make a substantial reduction in over-all cost. It is possible to assemble this entire system for under \$40.00 (exclusive of labor) if care is taken in utilizing surplus and "junk box" parts.

A type 6SJ7 tube may be substituted for the type 6AU6 tube used by the author, a type 6SL7 or type 6SC7 for the 12AT7, type 6V6 for the 6AQ5, and, where less power can be tolerated, type 6K6. Where tube substitutions are made, appropriate socket changes will be necessary, of course. Almost any standard rectifier tube will be satisfactory for the type 5Y3GT used in the model—types 5Y4, 80, 5U4, 5Z3, etc.

If desired, the tone control may be omitted, and a .005 μ fd., 600 v. paper condenser connected in place of C_{10} and R_{11} .


Although an upright-mounted transformer was used by the author, a shell-mounted transformer will do just as well. Voltages are not too critical, and a center-tapped secondary of from 600 to 750 volts will give satisfactory results.


Electrolytic condenser sizes are not critical, and somewhat smaller or appreciably larger electrolytics may be used throughout without difficulty.

Two 8" PM speakers are used in the model shown in the photographs, however, 10" or 12" speakers may be easily substituted, although a larger carrying case will become necessary. Care should be taken that the two speakers are connected in the same manner so that "phasing" will be proper, and sounds emanating from the speakers will tend to reinforce rather than to cancel. If desired by the builder, only one speaker need be provided.

The portable p.a. system described may be easily built by a skilled technician in from 12 to 15 hours, with the cost of parts well under fifty dollars. It is an ideal project to work on between servicing jobs. Once completed, it may either be sold outright, rented, or kept for lending to civic and church groups for "good-will."

Fig. 5. Under chassis view of the portable 15-watt public address amplifier.





A NOVICE TRANSMITTER KIT

By

DAVE LAGENOUR, W9LEI
Engr., Thordarson-Meissner Mfg. Div.

Fig. 1. Front chassis view of the Novice transmitter. The design has been incorporated into a commercially-available kit which has been designated the "2-CW."

Although designed for the 80 m. band, this 20-watt unit can be adapted to operate on either 40 or 20 meters.

SINCE the authorization of the "Novice" class amateur license, there has been a growing demand for transmitter kits of low power which can be easily assembled in a short time by those with a limited knowledge of radio.

The newcomer to amateur radio needs a simple rig that can be put on the air in a short time, one that is low in cost, and is reliable. The "2-CW" kit meets these requirements inasmuch as it is extremely simple to operate and requires but a single adjustment when the frequency is shifted.

While this particular kit was designed primarily for operation on the 80 meter band, coil data has been included in the coil table to permit winding the proper coils for the other amateur bands.

The transmitter described in this article (Fig. 1) was designed and constructed by the author. It has been in service at his station for several months and has proved itself by giving consistent communication on 40 meters over distances up to 2000 miles—with excellent signal reports.

The circuit is a straightforward crystal oscillator operating at an input of 20 to 25 watts with the output designed to operate into a half-wave, center-fed folded dipole, using 300-ohm twin-lead for both the antenna and feeder.

The entire transmitter may be assembled on a chassis measuring 10 1/4 by 7 1/4 by 2 3/8 inches.

Assembly

Although the entire transmitter is easy to assemble, a few special construction procedures are outlined to facilitate the work.

First mount all of the parts. Re-

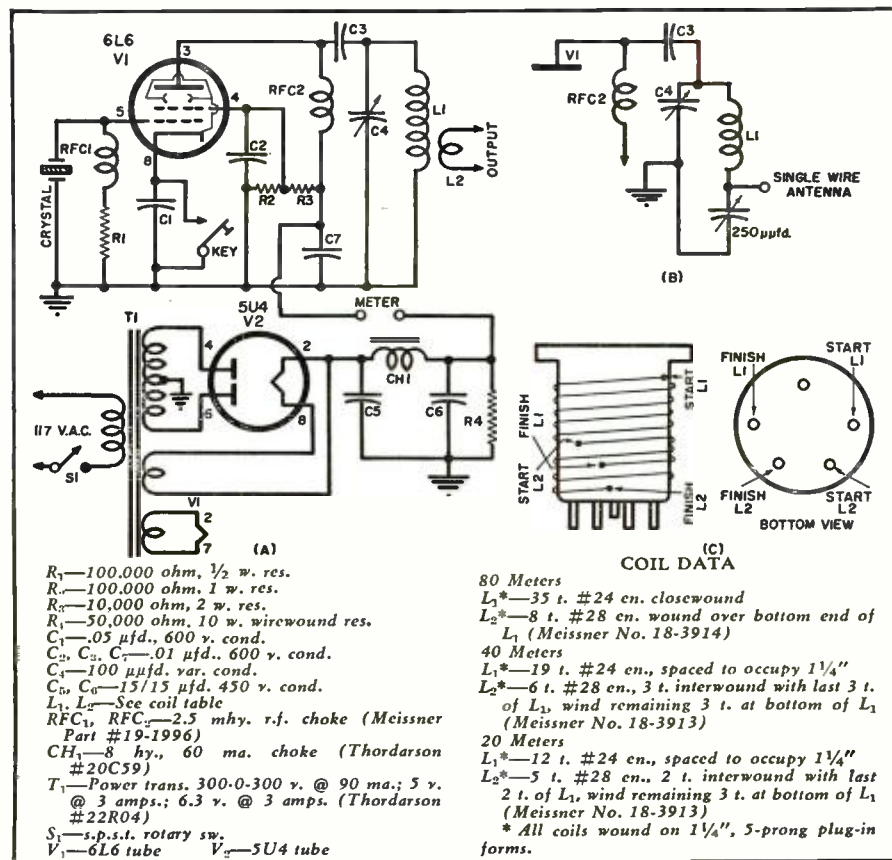
member to "make haste slowly" in this operation as it is easier to avoid errors in the first place than to try to correct them after they are made.

Proceed with the wiring, hooking up the power transformer leads first. These leads should be kept close to the chassis and run direct. All of the

other wiring as well as the components (condensers and resistors) should be kept about one-fourth inch away from the chassis. Use heavy wire—at least a No. 16—for all of the r.f. wiring.

After the construction has been (Continued on page 105)

Fig. 2. (A) Complete circuit diagram of transmitter. (B) Circuit variation if a random length antenna is used. (C) Coil winding details. Data given below.

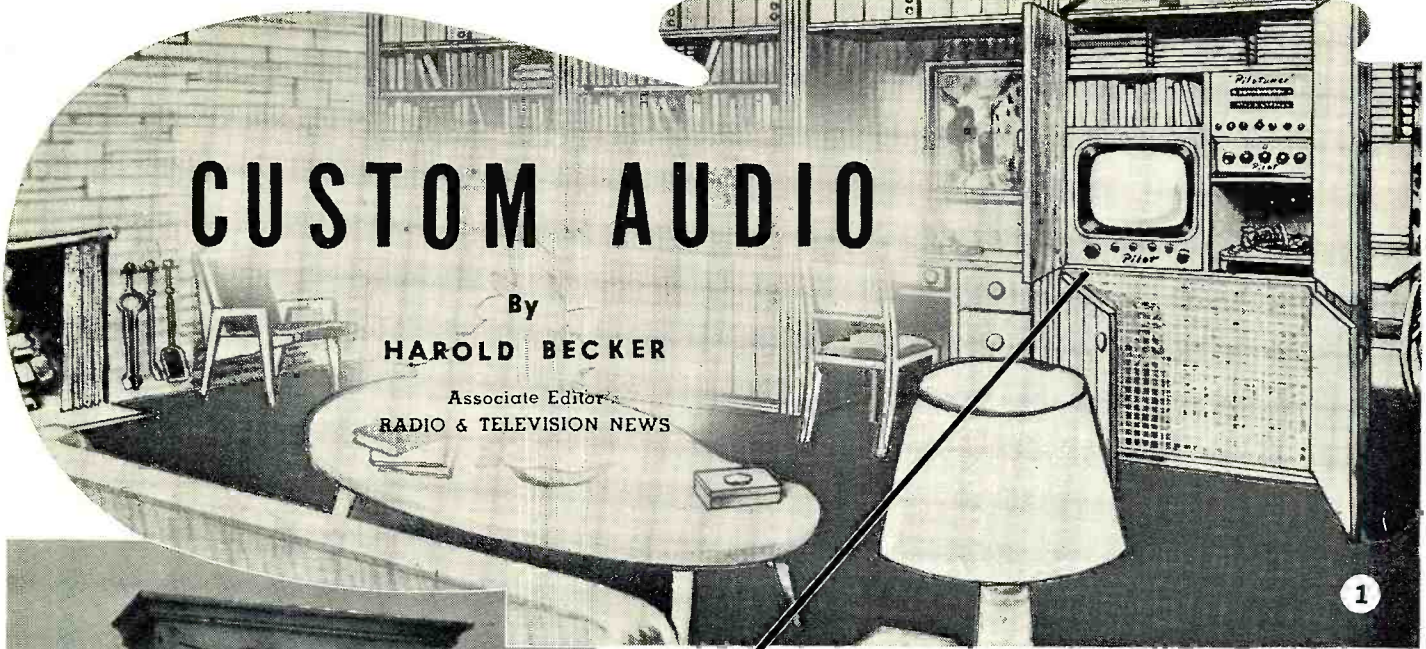


CUSTOM AUDIO

By

HAROLD BECKER

Associate Editor
RADIO & TELEVISION NEWS



The growing popularity of custom equipment has opened a vast and profitable field for the audio technician. Here are some workable suggestions.



ONE of the principal reasons for the growth of high fidelity during the past few years has been the emphasis given to it by a select group of parts-jobbers and enterprising custom-builders. The public has been made aware of the multitude of audio products through the various audio "show places" set up around the country. Found primarily in larger metropolitan areas, the "Audio Center", "Hi-Fi Room", or "Sound Center", as it is variously known, displays and demonstrates the high fidelity merchandise in a salable environment. The success of this pattern of selling has led an increasing number of parts-jobbers to consider the establishment of "sound rooms."


Thus, thanks to the far-sightedness of individual jobbers, audio has been properly promoted. The customer listens to his choice of equipment in relaxed surroundings in a room that's acoustically treated. After all, there is no better approach in selling living room pleasure than through a living room setting. However, the expensive requirements of "sound rooms" have limited their growth to parts-jobbers, with no means of audio display as yet devised for the local dealer.


Many jobbers recognizing the inadvisability of leaving the dealer out of the audio picture have set up coordinated selling plans. The dealer is given the opportunity of using

1 Artist's sketch of the recently-introduced Nova wall units which provide room for a complete audio-TV system, storage space, and other facilities. The units will be available in all wood styles and can be purchased in any cabinet combination.

2 An Early American Hutch cabinet of pine. Space is provided for two 12" speakers behind the rattan panels placed diagonally across the top corners. This arrangement permits the proper diffusion of sound. The audio equipment is housed in the center drawer with all controls instantly available when the drawer is opened. Harrison Associates, 17 West 44th St., New York 36, N. Y., designed and built this installation on a custom basis.

3 A contemporary corner-style enclosure with a Micarta top. The Stevens 15" woofer is at the lower front opening (black portion), a Stevens tweeter (middle range) and crossover at the top and a Jensen "super-tweeter" and crossover also at the top. This unit was designed by Harrison Associates, NYC.





4



5

the jobber's showroom to exhibit audio products to his local customer. Should any sale result from this process, the dealer is cut in and given the opportunity of handling the installation.


Typical of the approach now being undertaken by many parts-jobbers is that of *Hudson Radio*, a New York City parts-jobber. They recently directed an audio campaign at their service customers. In simple terms the service operator was offered the opportunity of utilizing *Hudson's* sales and technical facilities to sell his local customer.

The reaction to date to *Hudson's* plan has been tremendously encouraging. It points up the latent desire of most service organizations to get involved in audio. They need the helping hand of those who know the business.

Meanwhile, more and more custom-builders are entering the expanding audio field. Equipped to provide the customer with individual styling and a choice of audio packaging, the custom-builder is on one hand an interior decorator and on the other a design engineer. He must have a complete knowledge of cabinetry, its craftsmanship, and its place in the home; as well as being able to technically appraise related audio equipment.

The general consumer reaction to custom audio has been so favorable that large radio and television dealers are promoting custom packages in a standard line of cabinets. In this way the customer is able to receive a better-than-average commercial sound system at moderate cost. *Goody's* and *Haynes-Griffin* of New York City have found increasing interest in a package of this nature. Indications are that the future will see a greater stimulation of audio packaging through the set dealer.

-30-



6



7

4 Part of Arrow Electronics' new "Audio Center." This "Center" is used to demonstrate how audio equipment can be fitted into the home unobtrusively, functionally, and at reasonable cost. The cabinet at the left contains a complete sound system. Sliding door panels are used to conceal the equipment.

5 A specially-designed home entertainment center which has been installed by Kierulff Sound Corporation at its "Audio Workshop" in Los Angeles. This blonde ash wood cabinet conceals a complete, custom-assembled audio entertainment unit.

6 The series 800, one of several new units in the line of packaged high fidelity radio-phonograph systems to be marketed by Sound Workshop of Brooklyn. The unit includes a Webster record changer, a Pilot AM-FM tuner, a 10-watt amplifier made by Precision Electronics, and a Jensen H-222 speaker unit.

7 A custom television installation combined with a high-quality sound system, is another version of the home entertainment center by Kierulff Sound Corp. All of the music and television equipment is located within the room divider-type cabinet. Components include a Conrac television tuner, an Altec 303A tuner with Altec amplifier, a 3-speed Markel changer which plays both sides of records, and a Jim Lansing speaker.

New TAPE RECORDER

HAS MANY FEATURES

By

E. BERLANT

Berlant Associates

Self-activating disc brakes and improved bias oscillator are among the many features of this new professional tape recorder unit.

Over-all view of the new Concertone Model NWA-1 Network Recorder in its rack-mounted version. Special design technique permits its use in 19" rack.



WITH an ever-increasing number of uses being found for magnetic tape recording equipment, the design of the new *Concertone* "Network Recorder" was concentrated on the development of a basic mechanism that would combine versatility and maximum dependability.

Completely new engineering techniques have resulted in a relatively compact and simple unit which requires practically no maintenance or adjustment yet is capable of being adapted to any purpose since it will accommodate up to five magnetic heads and is activated by solenoids. The push-button control may be paralleled at any number of remote points.

The performance requirements of recording and broadcast studios necessitates the use of standard NARTB 10½" reels. Since space conservation is a big item in studio installations, the basic drive plate was designed to fit a standard 19" equipment rack and to be mounted in any position from horizontal to vertical. With proper component layout, it was found that a 19" rack panel would accommodate these reels side-by-side with reasonable overhang, yet leave adequate space for all the elements required in the design. This panel is a rigid aluminum casting, cross-ribbed for strength, which is studded with sturdy bosses onto which all assemblies are mounted. For ease of manufacture and maintenance, the mechanisms are constructed as complete subassemblies which are

mounted to the main panel as separate units.

The first requirement of a tape drive mechanism is the ability to handle tape smoothly and dependably. On the basis of past experience, mechanical clutches were ruled out as requiring too precise adjustment and continual attention. Each reel is mounted directly on the shaft of an induction motor. During the high-speed rewind and in forward operation full voltage is applied to these motors. During the recording and playback operation these motors are operated in series with a ballast resistor. The supply motor is shunted with a second ballast resistor which decreases the voltage it receives and increases the voltage across the take-up motor to balance their relative torques. The revolving magnetic fields of these motors are allowed to slip, thus making provision for the varying rate of revolution of the reels.

In starting, a higher voltage is momentarily imposed on these motors to overcome inertia. This starting voltage is controlled by a time-delay relay. The housings of the motors are of cast aluminum and are equipped with radiant fins to insure adequate cooling. The torque between the supply and take-up reels is so well balanced that the entire drive system remains locked in synchronism at any reel relationship even if the line voltage is reduced to 100 volts.

As important as starting and mov-

ing the tape is stopping it effectively at any speed. Where the reels are mounted directly on the take-up and supply motors (eliminating the problems associated with mechanical clutches) the maintenance of proper brake tensions represents a major item of service. If the braking differential is too great, the tape is stretched or snapped; if it is too small, one reel will overrun the other, resulting in spilled, snarled, or torn tape.

In designing the new *Concertone* unit, it was considered of prime importance to develop a braking system that would operate indefinitely without wear or adjustment. The resulting design is a radical departure from standard practice. It is interesting to note that there is no provision for brake adjustment, even at the time of manufacture.

The brake design is, basically, a self-activating disc brake. Braking differential is established by the direction and inertia of rotation of the reels. Operating characteristics are similar to those obtained with electrodynamic braking. In addition, the brakes are automatically applied in the event of power failure.

Each brake consists of two toroid-shaped felts cemented to a three-inch steel disc. This disc floats between two steel discs, one of which rolls on three steel balls set into wedging cams. When the brake is released, a light spring rolls the activating disc upon the balls, compressing the felts between the discs and bringing the reels to a stop. There are over ten square inches of effective surface on each brake.

The heads are mounted in a copper-brazed head mount made of magnetic shielding metal. Provision is made for the proper positioning of the heads. Individual combination magnetic shields and wrap-around guides provide for correct tape-to-head contact.

The fact that space has been pro-

vided to accommodate five heads opens the way to a variety of applications. For example, an extra playback head may be placed ahead of the erase head. By connecting this head to a separate playback channel or switching connection, it is possible to play a recorded tape, erase it, and record another program. This permits the recorder to do double duty in delayed broadcast work. With one full-track erase head and four combination record-playback heads, the drive may be adapted for four-channel recording for instrumentation, etc.

Besides its normal application, the addition of two extra playback heads and a special playback preamplifier-mixer panel permits multiple echo and reverberation effects at nominal cost. Other possibilities will undoubtedly suggest themselves to those with special requirements.

In keeping with the design objective of maximum constructional simplicity and dependability, the main drive offers several interesting features. A dual-speed hysteresis synchronous motor is used, operating at 600 and 1200 rpm on 60-cycle current. The shaft is finish-ground on its own bearings. The flywheel is on the opposite end of the shaft and contains, as part of its construction, an axial blower that directs an airblast into the shroud over the motor. This serves to keep the motor cool under continuous operation and creates a damping effect on the flywheel.

The entire drive assembly, like the reel-handling motor and brake assemblies, is constructed as an integral subassembly and is removable or re-

placeable as a unit. The solenoids are shock mounted and their action is transmitted to the brake assemblies and pressure-roller assembly by direct linkage.

Examination of the operation of the recorder discloses a number of unusual solutions to some of the problems of loading and handling tape. The reel mount spindle and lock is designed to take either the small RTMA or the large NARTB reels without the use of adapters. Two plates with bayonet slots are mounted inside the lock mechanism. When the small reels are used, the lower plate locks with a partial turn in either direction. When the NARTB reels are used, the lock mechanism fits inside the reel hub, acting as a centering device, and the upper plate locks in the same manner.

The tape is loaded by drawing the tape around a guide roller, through a slot in the cover casting, and around a second guide roller, after which it is connected to the takeup reel in the usual manner. The spring-loaded filter arms and cut-off switch control are then swung out, automatically lifting the tape, then spring back into the proper operating position. Failure to set these arms correctly is indicated by a red pilot light at the remote control stations and at the main amplifier.

The problem of editing tape has been solved by the addition of a control knob with three positions: "Remote Control" for normal operation; "Remote Edit," which brings the tape into contact with the heads at all times and permits the location of the desired material by running the machine at fast or normal speed while

listening; and "Manual Edit" which disconnects the remote control and releases the brakes while bringing the tape into contact with the heads. In this position the reels may be manipulated manually for the precise location of a cutting point. When this spot is located, the tape is marked, drawn out, and cut.


The associated electronic amplifiers are divided into two sections. The transport chassis amplifier contains the erase and bias stages, the first stage of playback preamplification, the last stages of push-pull record, and the motor and solenoid control circuits. This amplifier is mounted on a sliding track and is connected to the drive mechanism by a plug. It may be slid out on its track to permit full access to the drive mechanism during operation.

The control amplifier is mounted on a 19" x 7" rack panel and contains the record preamplification, the line amplifier, power supply, and interlocking push-buttons for operational control. Connection is made to the drive mechanism amplifier chassis by means of Jones connector cables.


The erase and bias amplifiers are of interest in that they represent push-pull triode amplifiers operating at two different frequencies. This is a departure from general practice. The erase oscillator is a modified Colpitts type operating at 40 kc. An 80 kc. signal appears across the cathode resistor. This signal is tapped off through a potentiometer to the primary of an air-core transformer. The secondary of the transformer feeds the push-pull

(Continued on page 147)


Head mount assembly. Note space is provided for additional heads. Magnetic shielding material is employed.



Take-up or supply motor and brake assembly. The disc on steel balls rides up on cam slots to actuate unit.



Rear view of the Model NWA-1 Network Recorder. The entire unit has been designed for quick and easy service.



The RADIO & TELEVISION NEWS Preamplifier

Design and construction data on a complete "front end" to be used with any high-fidelity audio amplifier.




Fig. 1. Front panel view of the RADIO & TELEVISION NEWS equalizer-preamplifier. The most important above-chassis components are labeled. See the circuit diagram, Fig. 3, for identification of these components.

A SMALL equalizer-preamplifier, intended for use with an amplifier incorporating its own gain and tone controls, has been described in previous issues of RADIO & TELEVISION NEWS. Judging from reader response, the performance of this unit has been more than satisfactory. There have, however, been a number of requests for a preamplifier to be used with the sort of amplifier, typified by the *Williamson*, which has recently attained a good deal of popularity but which has no signal-modification controls of its own. With such an amplifier, the preamplifier must include not only proper equalization for the various types of discs, but also the volume control, tone controls, and any other signal-modification stages that may be desired. The design of a preamplifier which fulfills the requirements of most users was the object of the work described here. The resultant unit is shown on this month's cover.

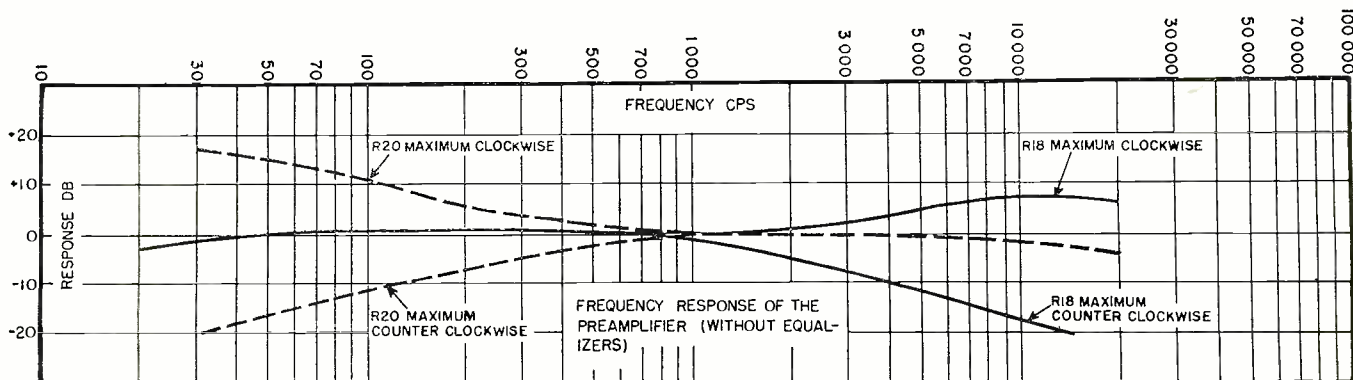
The previously-designed unit has been chosen as the basis for the new preamplifier because of its generally adequate performance. With a 10-mv. input that unit could deliver a maximum of .36 volt, but by accepting an output of only .20 volt, improved bass response might be obtained. The additional stages must thus be able to increase this .20-volt signal to 1 to 2 volts, required for most commercial power amplifiers, as well as modify it by tone and volume controls.

Because the tone control is required to handle signal voltages of relatively small magnitude without introducing noise, the degenerative circuit previously described¹ is not especially suitable. Instead, an excellent circuit of the type described by Fidelman², which appears to be derived from previously-published circuits, has been chosen. The range of bass and treble boost and cut obtainable with this arrangement can be seen from the fre-

quency-response curves appearing in graph below. With this control, the total amount of variation between full cut and full boost at a given frequency (rather than the amount of boost or cut from the "flat" position) is determined by the circuit constants. This means that the midposition of the control rotation does not necessarily correspond to flat response. Thus, in the original amplifier it will be noted that the amount of treble boost is quite limited whereas the treble cut is perhaps unnecessarily great. This may be caused by inaccuracy in the taper of the treble control or in the values of the condensers used in the treble-control circuit. This points up the greatest shortcoming of the circuit, namely, that the position of the controls for "flat" response is quite sensitive to errors in component values.

The reason for this sensitivity is that in the "flat" position the condensers and the control form two complementary non-frequency-discriminating voltage dividers; since the resistance of the lower section of the control is $\frac{1}{3}$ th the resistance of the upper section

Fig. 2. Frequency response of the preamplifier without equalizers in the circuit. The response will vary somewhat with these incorporated.



when the slider is in midposition, presumably the reactance associated with the lower part should be $\frac{1}{9}$ th of that connected to the upper part. Commercial limitations make necessary a ratio of 10 to 1 instead of 9 to 1 which initially causes some departure from the control midposition for flat response. Inaccuracy in the condenser value and control taper can, however, aggravate this error, as well as accidentally compensate for it. We may obtain an idea of the relation between midposition error and condenser error by using an approximate equation for the audio-taper control resistance: $R = \alpha^{3.3}$ where R is the fraction of total resistance and α is the fraction of total rotation. By differentiating the expression we obtain another for $d\alpha$ in terms of dR :

$$d\alpha = \frac{dR}{3.3 \alpha^{2.3}}$$

and we find that an error of 20% in the value of the large condenser, requiring a compensating rotation amounting to almost 20% of the resistance of the control, is equivalent to a movement of 0.3 revolution from the midpoint of the control. For this reason it is desirable, when using this type of control, to set the "flat" position with the aid of any of the customary means of measuring frequency response. Naturally, any deviation from center position for flat response affects the maximum boost and cut available.

The circuit diagram of the unit and its parts list is given in Fig. 3. The volume control is quite conventional, and is located in conjunction with the tone controls in such a manner that the signal level through the preamplifier is always maintained at a relatively high level. In this way, hum and noise are held to a minimum relative to the signal and excessive precautions against hum pickup in the wiring are largely obviated. It will be noted that the resistance of the control is rather low, which is necessary to permit the tone controls to function properly.

There has been a recent tendency to replace three controls, namely, bass, treble, and volume, with a single so-called "loudness" control in which the frequency response is varied with the signal level in such a manner as to compensate approximately for the variation in the ear's sensitivity with changing volume. This is not a desirable substitution for several reasons: In the first place, no provision is made for adjustment of the frequency response to compensate for recording- and playback-room acoustics. In addition to this, the effect of playing two recordings of the same performance, identical in every respect except the recording level, should be considered: the playback from both discs should sound identical but this will certainly not be the case with a "loudness" control. Such a loudness control may, of course, be used in conjunction with

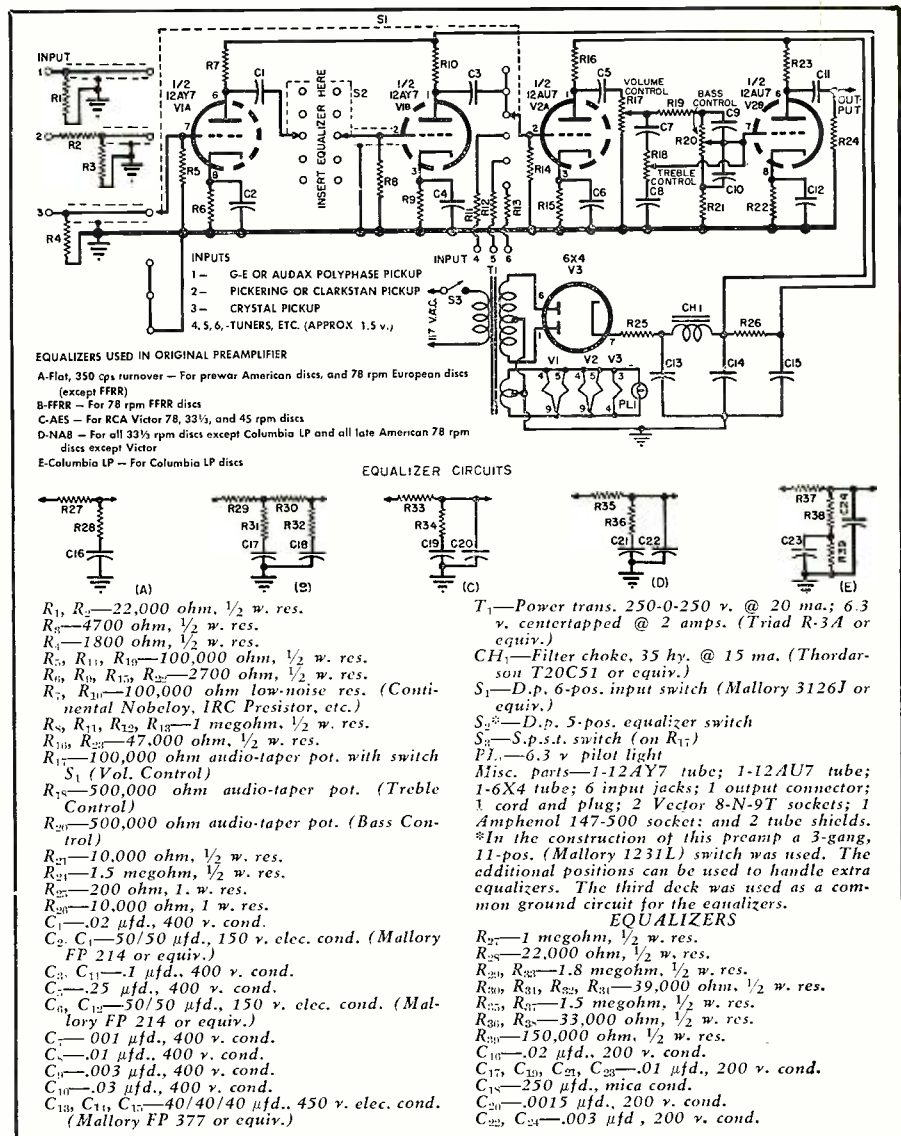
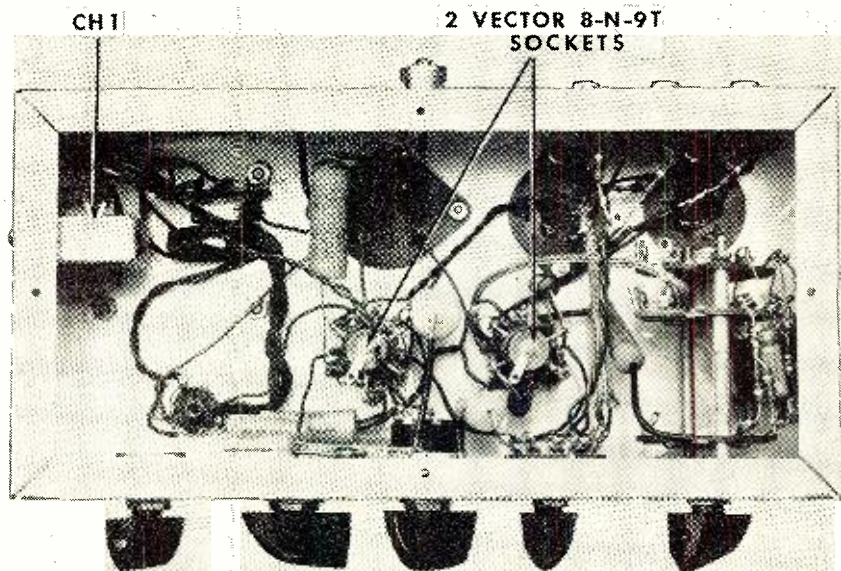


Fig. 3. Circuit diagram of preamp and the associated equalizer circuits.

the customary bass and treble controls but this seems to be needless duplication; a brief consideration also shows

that the standard volume control is still necessary when a "loudness" control is used. In the unit under consid-

Fig. 4. Under chassis view. By spacing parts, hum difficulties are eliminated.






Fig. 5. Rear view of preamp. See parts list, Fig. 3, for identification of input jacks.

eration, a single audio-taper volume control is consequently employed.

The two final stages of the pre-amplifier use a 12AU7 twin-triode with cathode bias and relatively small grid resistors; the grid resistors of all stages throughout the unit are kept at low values to minimize hum pickup. The plate resistance of this tube is approximately 7000 ohms and because of the circuit arrangement, this is the output resistance of the preamplifier unit. The length of connecting cable that can be used between the preamplifier and the main amplifier depends upon the input capacitance of the latter unit, but no trouble should be experienced with lines up to 8 feet

long. As a matter of fact, the danger in the use of long lines lies in the possibility of hum pickup rather than in detriment to the frequency response. For long lines, a good plate-to-line transformer can be used to reduce the output impedance of the preamplifier. Cathode followers should generally be avoided in low-level audio stages because they introduce relatively large amounts of hum unless d.c. is used on the heaters, which introduces other complications.

The unit described employs five equalizers chosen from the previously-published table³ and for which details are given in Fig. 3. These equalizers cover 90% of the needs of most

record collectors. While the selector switch shown in the diagram of Fig. 3 incorporates the minimum number of positions, should additional ones be required a switch with the desired number of contacts can be substituted. In the original circuit an 11-position switch was used and is the one shown in the photographs of the preamp.

This circuit is also equipped with six inputs, three of which are for phonograph and three for high-level signals such as tuners or preamplified tape recorder input. Of the three phonograph inputs, one has been designed for a *General Electric* or *Audax* cartridge, another for a *Pickering* or *Clarkstan* pickup, and the third for crystal pickups of the types commonly encountered. These inputs should be altered by the individual constructor to suit his own equipment. It should be noted that the crystal cartridge is loaded by a resistor of very low value, which makes the cartridge velocity-responsive (as is required for the subsequent equalizers) and greatly improves the bass response and overall distortion as compared to constant-amplitude arrangements.

Construction

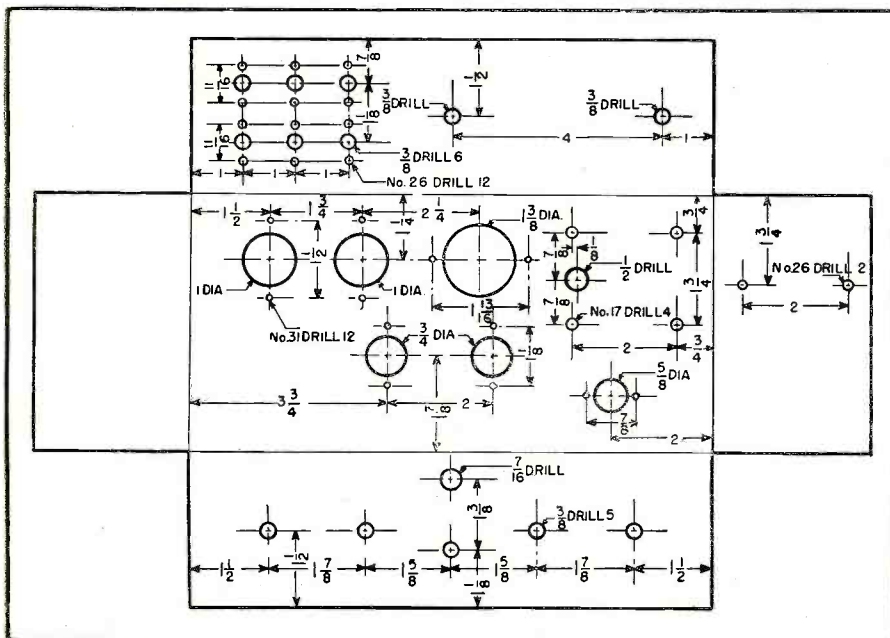
The entire preamplifier may be compactly mounted on a 5" x 10" x 3" chassis. Fig. 6 shows sizes and possible locations of the holes required if the specified parts are used. If other arrangements are employed it is well, in the interest of hum reduction, to space the power transformer as far as possible from input stages, particularly from the equalizer switch. The greatest difficulty to be encountered in the construction of a preamplifier with integral power supply is the pickup of hum from stray a.c. fields.

Hum is minimized by shielding low-level grid leads. The lead from the equalizer switch output to the second-stage grid is particularly critical in this respect and should be as short and well-shielded as possible. Heater wires should be twisted and kept away from the chassis and from grid leads. The point at which the 6.3 volt winding center tap is grounded will have some effect on the hum level. In the original unit this tap is grounded very near the power transformer. The power transformer specified in the parts list (*Triad*) is designed especially for pre-amplifier service and has a low flux-density core. It is important to space the 117-volt leads going to the switch on the volume control well away from the tone controls. It may prove desirable to shield these 117-volt leads.

The preamplifier must be located sufficiently far from the phono pickup to prevent hum. In general, hum having the character of 120-cps buzz will be found to be caused by improper lead placement or shielding with respect to a.c. lines; inductive hum pickup from the power transformer is a relatively pure 60-cps note.

The hum level can be markedly reduced by locating the power supply
(Continued on page 96)

Fig. 6. Scale drawing of the chassis cutouts for use with the specified parts.



MOBILE RADIO

By

LEO G. SANDS

Boque Railway Equipment Division



Motorola's "Uni-channel Sensicon Dispatcher," being tested, is operated at the company's Phoenix Radio Service on a 20 kc. channel spacing instead of usual 60 kc.

Part 3. A discussion of some of the unusual installation problems encountered and practical ways of solving them.

THE planning of mobile radio systems has evolved into a relatively simple matter because the installation technician or engineer can draw on the great backlog of experience of his predecessors. Naturally, new problems still arise which require ingenuity.

The first step in planning a mobile radio system is the determination of the necessary communications range. It is desirable to provide adequate coverage but it is often detrimental to others to install the equipment in such a manner as to radiate signals to areas beyond the required range, causing unnecessary interference. A topographic map of the area is a great aid in preliminary planning. The range of a v.h.f. mobile radio system is governed mostly by the height of the base station antenna above surrounding terrain. The range is also governed by transmitter power but to a far lesser degree than by antenna height and receiver sensitivity.

For example, if it is determined that communication within a radius of 10 miles from the base station is necessary, a convenient horseback estimate of required base station antenna height is 90 feet. Often this height is more than adequate although under some conditions, greater antenna height is necessary to obtain solid communication to all points within the 10 mile radius.

At v.h.f., it is generally considered that somewhat greater than line-of-sight conditions prevail. However, solid objects reflect the signals into such areas as under bridges, between buildings, canyons, etc. In the 152 to 162 megacycle band, reflections aid greatly but at 450 megacycles even

Fig. 1. The transmitting conditions which prevail when community is located in valley and coverage over a bowl-shaped area is desired. See text for location details.

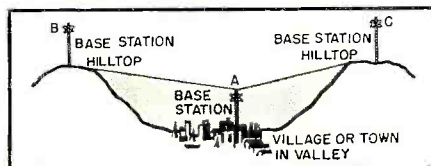
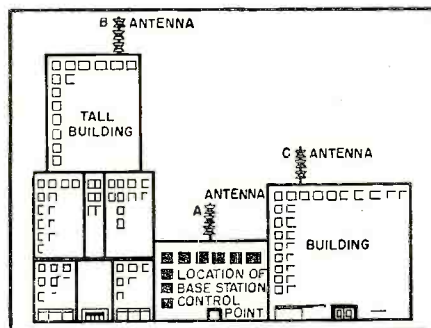


Fig. 2. Optional locations for the base station antenna. Text covers alternatives.



greater benefit is derived from reflections. It has been demonstrated that communication has been extended to areas when operating in the 450 megacycle band where 152 megacycle signals could not be received.

The maximum attainable range is greater in the 25 to 50 megacycle band than in the 152 to 162 megacycle band and the maximum range in the 450 megacycle band is still less. However, the improved reflection characteristics of the higher frequencies generally provide more solid communications within a shorter radius. Likewise, as less noise and static are encountered at the higher frequencies, weaker signals may be tolerated.

The base station generally utilizes a more powerful transmitter than the mobile units. The power output of the mobile unit is limited by space, weight, and the capacity of the vehicle's electric power system. The base station receiver often provides greater effective sensitivity than the mobile receiver because of the greater antenna height and relatively constant electrical noise conditions. The mobile units, on the other hand, move about in and out of high noise areas, therefore, the differences in power and antenna heights provide approximately the same range when talking out from the base station as when talking in from a mobile unit.

Fig. 1 illustrates a condition where the community to be covered is located at point "A"; communication can be expected within the bowl formed by the surrounding hills. If located at points "B" or "C", the community will be covered and the range will be extended to areas far beyond the desired limits. Although greater coverage is obtained, it is possible that the base station receiver will pick up unwanted signals on the same frequencies as mobile systems operating in other communities.

If the control point is to be located at point "A" and the need for extended coverage dictates that the base station be located at point "B" or "C", it will be necessary to provide a remote control line between points "A" and "B." In established communities it is

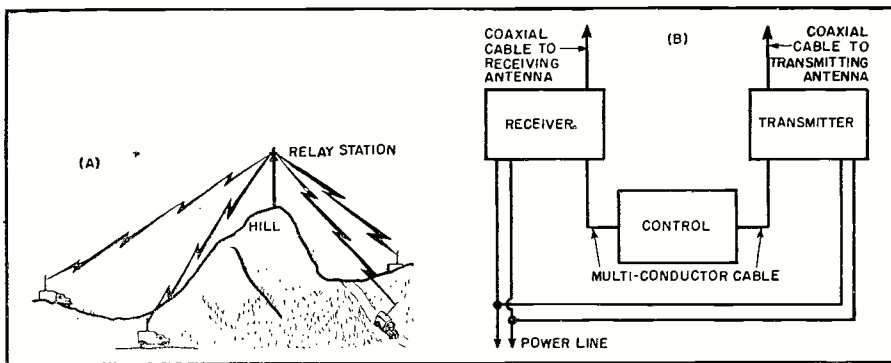



Fig. 3. (A) Using a mobile relay station to provide extended communications range between mobile units. (B) Conventional hook-up for a mobile radio installation.



A d.c. to a.c. motor generator set for use as emergency power supply or for converting d.c. to a.c. in areas where normally only direct current service is available.

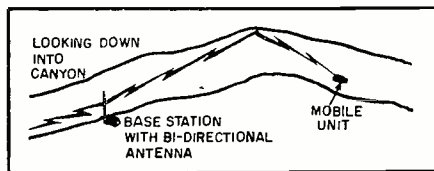


Fig. 4. How canyon walls are utilized to extend the range of mobile radio equipment. This is the type of transmission used by the Milwaukee Road for its two-way system when trains are passing through mountains.

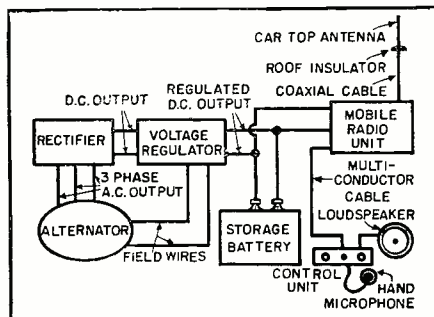
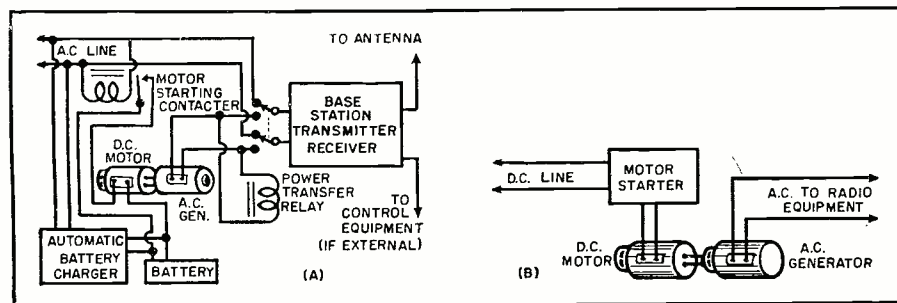


Fig. 5. Mobile unit hook-up using alternator-rectifier generating system. See text.

Fig. 6. (A) Emergency power supply system for base station with automatic cut-in and cut-off. (B) Power supply system for base station installed in a d.c. power area.



generally not feasible to run private wire lines across thoroughfares so it will be necessary to lease wire facilities from the local telephone company to join points "A" and "B" or "A" and "C." Although one pair of wires simplex to ground will provide the required facility, it may be necessary, because of tariff regulations, to lease two circuits, one for carrying the audio signal and the other for control purposes.

If the base station is to be located near the control point as illustrated in Fig. 2, the antenna may be installed at points "A," "B," or "C." Because of the greater height, point "B" will probably provide the greatest range. If the base station equipment is located at point "A," it will be necessary to run coaxial cable or hollow transmission line from the base station to the antenna at location "B." If the distance between the antenna and the base station equipment runs as much as 200 feet, it may be preferable to install the base station equipment adjacent to the antenna and make use of a remote control line between the base station unit and the control apparatus.

In some areas, it is necessary to provide communications between a base station and mobile units behind large obstructions or inside curving canyons definitely not in line-of-sight or a reasonable facsimile thereof.

This problem was encountered by the *Chicago, Milwaukee, St. Paul & Pacific Railroad* while testing radio in the Cascade Mountains in the State of Washington. Huge mountains projected into the signal path between the base station and radio equipped trains. Irley Morrison, *Bendix Radio* field engineer, and Elmer Mucker-

heide, *Milwaukee Road* telephone engineer, solved the problem by using directional antenna arrays aimed at a wall of the canyon. The radio signals were literally bounced off the mountain wall down the canyon to the mobile units.

Normally, direct communication between mobile units is limited to a few miles because both antennas are close to the ground. Where considerable mobile unit-to-mobile unit range is required and in services where permitted by FCC rules, a relay station may be used to pick up and relay signals from one mobile unit to another. Two radio channels are required. By installing the automatic relay station at a high location and by employing a tall antenna support, ranges of 30 or more miles between mobile units can be attained.

Reliable electric power is of course required at base stations to provide maximum service. In cities and towns, the source of electric power is generally very reliable and does not present a serious problem. However, if the mobile radio system could be of value in emergencies or disasters, an emergency power source is worth considering.

The most common type of emergency power supply is the engine driven generator with or without automatic starting and load transfer facilities. Another type of emergency power supply system developed by the engineers of the *Bogue Railway Equipment Division* for microwave applications provides an uninterrupted flow of power to the radio apparatus. It makes use of two motors, one a.c. and one d.c., direct connected to an a.c. generator. The radio apparatus always receives its power from the generator, never direct from the line. The a.c. motor is powered from the line and rotates both the generator and the floating d.c. motor. In event of power line failure, the d.c. motor is automatically connected to a standby battery and takes over as driver of the generator. When power is restored, the a.c. motor is again connected to the line and the d.c. motor is disconnected from the battery.

In mobile radio services where momentary interruptions of power can be tolerated, the simple emergency power system shown in Fig. 6 will suffice. Power for the radio apparatus is normally supplied from the line. When utility power fails, the motor contactor starts a d.c. motor which is direct connected to an a.c. generator. When the generator voltage has reached normal, the power transfer relay transfers the load from the line to the generator output. Restoration of power causes automatic disconnection of the d.c. motor from the standby battery and transfer of the load back to the line.

In some localities where the available power is unreliable or poorly regulated, a motor generator set may be utilized to provide continuous and regulated power. As shown in Fig. 7, the line provides power to an automatic

battery charger which, in turn, operates a d.c. motor. A storage battery is floated across the charger-to-motor feed line. The d.c. motor drives an a.c. generator which provides power for the radio apparatus. In case of power failure, the motor generator continues to run in a normal fashion, deriving power from the battery until the battery is exhausted or power has been restored.

Power for a mobile radio unit installed in a motor vehicle is generally derived from the electrical system of the vehicle which consists of a storage battery, voltage regulator, and a generator coupled to the engine. In most vehicles, 6 volts d.c. is available while in many trucks and buses, 12 volts is available.

The original generator provided with the vehicle is designed to take care of the normal load consisting of lights, ignition, and radio receiver. When mobile radio is added, the original generator may or may not be adequate. If the vehicle is operated at fairly high speeds most of the time, the generator may provide sufficient power to keep the battery charged.

In services where the mobile unit is left on for long periods with the vehicle standing still or traveling at very low speeds, a larger generator and battery may be required. A d.c. generator of greater capacity or an alternator-rectifier type charging generator system may be installed in place of the original generator. In some cases, replacement of the generator pulley with one of smaller diameter might do the trick by providing higher charging current at lower engine speeds.

In some installations it may be desirable to install an additional battery, either in parallel with the regular battery, or connected through a cut-out to the generator.

The radio equipment in the latter case is powered from the additional battery, leaving the regular battery for its normal service of furnishing headlights, starter, and standard accessories.

In this manner, there is little likelihood of battery failure due to too great a drain from the radio equipment. The additional battery should be of large capacity.

Complete instructions for installation of the radio equipment in a vehicle are nearly always provided by the manufacturer in printed form or through personal supervision. Unusual vehicles sometimes present problems and in many cases it is necessary to provide a protective covering for the radio equipment if it cannot be installed in the trunk of the vehicle or if no trunk exists.

Many types of antennas are available for base station applications and there are many opinions as to which is best. Much depends upon the requirements of the specific application. Most mobile radio manufacturers either manufacture or distribute antennas designed to provide excellent perform-

ance with their equipment. This is not to say that good performance cannot be obtained when using an antenna not specifically recommended by the mobile radio equipment manufacturer.

Antennas are being offered which provide effective power gain. This is the cheapest way to increase effective transmitter power and receiver sensitivity because the antenna requires no maintenance. An antenna with a gain of 3 db over a half-wave dipole doubles the effective radiated power of the transmitter.

Base station antennas are designed to be fed through solid dielectric coaxial cable or hollow transmission line, either air or gas filled. Most antennas are designed to match 52 or 72 ohm lines, depending on the type of antenna. The choice between coaxial cable and hollow line depends largely on personal preference, length of run, installation conditions, and operating frequency. Both types have strong adherents.

The flexible type coaxial cable has the advantage of flexibility and requires no maintenance and, consequently, is to be preferred in the majority of cases.

The hollow type of transmission line must be air and gas tight, with a constant gas pressure maintained. Gauges must be installed, and moisture carefully removed to prevent arc-over within the cable. In view of these additional requirements and precautions, the use of this type of cable is normally limited to installations having a relatively high transmitted power output.


Mobile antennas are generally designed for installation on the roof of the vehicle, on a rear fender, or on the bumper. Most are vertical whips, approximately one-quarter of a wavelength in height, utilizing the vehicle roof or body as a ground plane. Coaxial cable is used to interconnect the mobile antenna with the mobile transmitter-receiver unit.

Mobile radio system antennas are designed for vertical polarization as contrasted with horizontal polarization employed in FM and TV broadcasting. Experiments conducted with horizontal as well as circular polarization, a combination of vertical and horizontal, in mobile applications produced interesting results. Because of several factors, including convenient antenna design, vertical polarization has remained standard.

(To be continued)



Mobile radio installation on railway caboose. Communications unit containing the transmitter, receiver, and power supply in a single package is mounted on lower shelf, junction box on top shelf, and regulator for axle-driven generator on locker wall.



Base station control unit. Loudspeaker is built into the telephone base. On receipt of a call, the operator picks up handset and uses radio in the same manner as a regular telephone except that a press-to-talk button on the handset is actuated when talking and then released when listening.

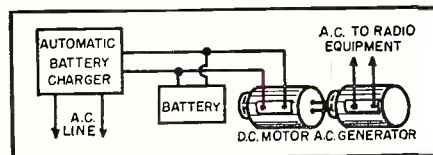
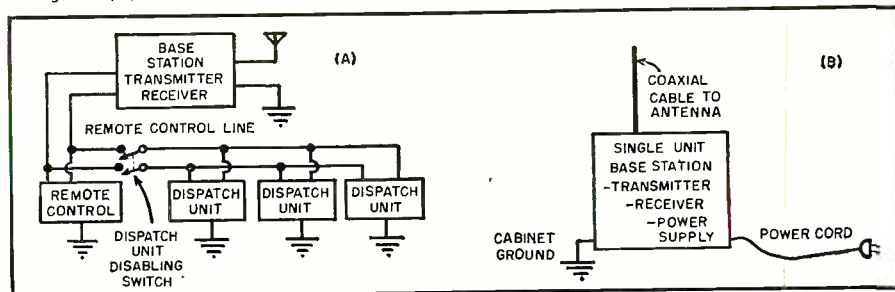


Fig. 7. Power supply for a base station installed in an area where available power is unreliable or else poorly regulated.

Fig. 8. (A) Base station with several control points. (B) Packaged base station hook-up.



A

N ECONOMY AUDIO AMPLIFIER

By

GEORGE PHILACTOS

Details on a simplified "Williamson"-type unit which can be built from inexpensive and non-critical parts.

HERE is a compact, low-cost amplifier that will give surprisingly good results. As the total power input is approximately 30 watts, this amplifier can be operated for hours with a minimum of wasteful heat dissipation and at low operating cost.

Sufficient gain is available to operate from a crystal-type phono pickup or from an AM or FM tuner. The amplifier was designed and built by the author for use with a crystal-type pickup to enable the junior member of the household to play children's records.

It was decided to build the "best" little amplifier that the "state of the art" would permit at minimum initial cost and minimum operating expense. It was assumed at the outset that the young operator would, at times, leave the player on for long periods of time.

A power transformer was deemed unnecessary and it was decided to design around the "a.c.-d.c." or "power transformerless" type of hookup. Since good quality was a prime requisite (along with low cost), the Williamson amplifier circuit was studied and compared with typical a.c.-d.c. audio amplifier circuits. Several tube combinations were checked in the tube manuals with the final product being built as shown in the circuit diagram of Fig. 1.

This amplifier was based upon the use of a 35L6 beam power tube as a triode-connected, class A operated amplifier. Power output for triodes in push-pull can be calculated by using the formula:


$$\text{Power output} = (I_{max} \times E_o) / 5$$

For an operating plate potential (E_o) of 200 volts, I_{max} equals 125 ma. Substituting 200 for E_o and .125 for I_{max} , a power output of 5 watts is obtained.

The proper plate-to-plate load resistance for triodes in push-pull can be determined from the formula:

$$\text{Plate-to-plate load} = 4(E_o - .6 E_o) / I_{max}$$

Top chassis view of the "power transformerless" amplifier. The 7" x 7" x 2" chassis permits correct parts spacing.



Substituting 200 for E_o and .125 for I_{max} , a plate-to-plate load resistance of 2560 ohms is obtained.

The grid bias for class A operation is equal to one-half the grid bias for plate current cut-off with a plate potential equal to 1.4 times E_o . For a 35L6 triode-connected at a plate potential of 280 volts ($1.4 \times E_o$) cut-off bias equals minus 50 volts. One-half this value equals minus 25 volts. Under operating conditions of a plate potential of 200 volts positive and a grid bias of 25 volts negative, a triode 35L6 will draw a plate current of approximately 25 ma. The plate dissipation (grid #2 connected to plate) will be equal to $200 \times .025$ or approximately 5 watts for each tube. This value of plate dissipation is well under the maximum rated plate dissipation for this type of tube which indicates that long tube life may be expected.

The plate dissipation for the two output tubes will be approximately 10 watts. With a calculated power output of 5 watts, it can be seen that the plate circuit efficiency of beam power tubes triode-connected and operating in class A at comparatively high plate voltage is surprisingly high. This may be an important consideration in the design of the new commercial amplifiers using beam power tubes in the output stages as triode-connected class A power amplifiers (807, KT66, etc.).

A d.c. supply of 225 volts will be necessary to obtain the 200 volts of plate potential and the 25 volts of cathode bias. A voltage doubler is used with a half-wave vacuum rectifier type 35Z5GT and a 100 ma. selenium rectifier. One side of the a.c. supply is common to the negative side of the d.c. supply. This is desirable in order to minimize hum difficulties in

high gain audio amplifiers. In this amplifier the 12AU7 heater is on the side of the a.c. supply which is common to the d.c. supply negative. The two 35L6GT electron tubes are next, in series with the half-wave rectifier 35Z5GT at the other end of the a.c. supply. The heaters of the four tubes in series equal 117.6 volts at .15 ampere; an efficient transformerless heater hookup.

At this point it should be noted that the half-wave vacuum rectifier has a potential difference of approximately 120 volts d.c. between the heater and cathode. This type of tube is rated at a maximum peak heater-to-cathode voltage of 350 volts and should idle along with a heater-to-cathode potential difference of 120 volts d.c. The resistor, R_s , functions as a voltage dropping resistor so that a "B" and "C" supply voltage of 225 volts is obtained with a load current of approximately 55 ma. R_s also functions as a surge-limiting resistor for the selenium rectifier.

The potential across C_1 builds up gradually as the cathode in the half-wave vacuum tube rectifier comes up to operating temperature. In this manner the full operating plate voltage is applied to the amplifier tubes when they have reached operating heater temperature. This will insure maximum useful cathode emission life.

Negative feedback is employed from the voice coil back to the cathode circuit of the input section of the 12AU7. Approximately 60 per-cent of the input-stage cathode resistor is bypassed by condenser C_1 . The negative feedback voltage is developed across the unby-passed section of the first-stage cathode resistor. This was done in order to obtain maximum gain in the input

stage with maximum negative feedback in the three-stage feedback loop. The feedback resistor, R_{13} , has a value of 2700 ohms and has been determined on a basis of negative feedback over the three stages, resulting in a gain reduction of 9 db at 400 cycles when the output is terminated in an 8-ohm load. The unbypassed section of the input amplifier cathode resistor provides a gain reduction of 1 db at 400 cycles. This results in a total of 10 db of negative feedback, 9 db over a three-stage loop (including the output transformer) and 1 db over a one-stage loop.

The output transformer should have an impedance ratio of 3000: 8. The primary winding should have a center-tap for push-pull operation. A *Stancor* Type A-3852 universal output transformer or its equivalent will be adequate. When using the A-3852 transformer observe the connections as shown on the circuit diagram. When using other audio output transformers positive feedback may be obtained if the feedback voltage differs by 180 degrees. When turning the amplifier on for the first time, if oscillation is experienced reverse the two plate leads to the 35L6GT tubes.

Although this transformer is rated at 4000 ohms primary impedance, the performance was entirely satisfactory as used. It is possible that the constructor can find a stock transformer to give the exact match if a more accurate match is desired.

In the event that a speaker with other than an 8-ohm impedance is used, the eight ohm tap should still be used for the feedback. The proper taps to match the speaker used should still be connected to the speaker.

The phase inverter is of the split-load type, R_6 and R_7 being matched resistors. Out-of-phase drive voltage for the push-pull grids is obtained from the plate and cathode of the driver stage.

The amplifier was built on a 7" x 7" aluminum chassis which measured 2" high. The input stage is at one corner of the chassis away from the rectifier tube in order to minimize hum pickup. Shielding the 12AU7 was found to be unnecessary. An RCA type of phono jack is mounted close to the 12AU7 input grid. This jack is mounted in such a way that it is insulated from the chassis. As one side of the a.c. supply is common to the input grid-return circuit and d.c. negative, a.c.-d.c. precautions should be observed.

The ground side of the input jack is isolated from the a.c. line by means of condenser C_{12} but there is still enough voltage present at the jack to cause a slight shock when the line plug is inserted incorrectly.

If the amplifier is enclosed in a wooden or other non-conducting cabinet, there is little possibility of shock regardless of which way the line plug is inserted.

A 12" PM speaker having an 8-ohm voice coil impedance is used with the amplifier. No volume control was in-

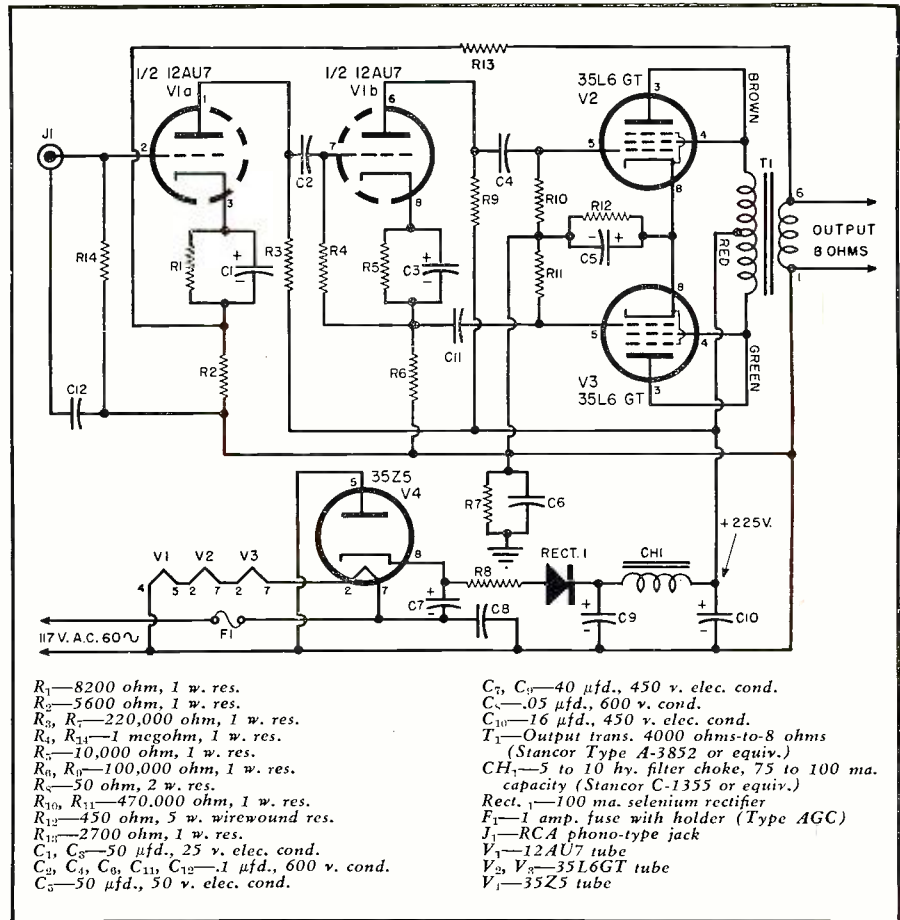


Fig. 1. Circuit diagram of the "economy" amplifier. No power transformer is required.

corporated in the amplifier as this control is adjacent to the pickup arm, or is in the tuner. Likewise, no "on-off" switch was incorporated in the amplifier.


In the event that a volume control is wanted at the amplifier itself, R_4 may be made the control by substituting a one megohm pot. The arm of the pot. should go to the grid of V_{1b} .

An "on-off" switch can be inserted in the a.c. line, just to the left of the heater string.

REFERENCES


- RCA Tube Manuals
- Fleming, Lawrence: "Quality Amplifier for TV Sound," *Radio & Television News*, May, 1951
- Fidelman, David: "Audio Simplified" (Part 6), *Radio & Television News*, February, 1952

Under chassis view of the amplifier. A 7" x 7" x 2" chassis houses all parts.



TELEVISION "SNOW"

By
WALTER H. BUCHSBAUM
Television Consultant
RADIO & TELEVISION NEWS



Television "snow" produces this type of distortion. See text for corrective steps.

A review of sources of noise in TV receivers, circuits designed to reduce noise, and correct service procedures.

ONE of the most frequent topics mentioned in letters from readers concerns "snow" in the TV picture. It is mostly this phenomenon that limits the usefulness of TV sets in the fringe area and technicians fight a never-ending battle to reduce or eliminate "snow." This article, then, is designed to explain the sources and the nature of this trouble and show some means of alleviating it.

"Snow" appears when the picture signal is very weak and the signal-to-noise ratio becomes small. On broadcast radios it was "static" with its hiss and crackle that interfered with long distance reception. The same causes now appear as small white blobs on the TV screen. When the picture signal is only twice as strong as the static noise a signal-to-noise ratio of 2:1 is said to exist and the noise as well as the picture will be visible on the screen. This noise comes from two different sources: the atmospheric or static noise and the internal noise due to the circuits in the TV set. While we have no control over the atmospheric noise, its influence can be reduced by using an antenna which will pick up much more signal than noise. Matching the impedances of the antenna and the transmission line also helps to obtain more signal than noise. Once the signal reaches the receiver, however, nothing can be done to change the signal-to-noise ratio as it relates to external noise. The receiver itself adds some noise to the signal that is received from the antenna, making the final picture worse than the one actually received. In order to evaluate these different factors, engineers have agreed on a system for rating the signal at the receiver input and also for rating the noise contribution of the set itself.

Signal-to-Noise Ratio

Signal-to-noise ratio and other noise factors depend on the bandwidth and the gain of the antenna and receiver. This becomes apparent when we consider any tuned circuit and its selectivity. If the bandwidth is narrow, the gain at the resonant frequency will be many times higher than at the off-frequencies. Such a circuit will provide much more of the desired signal

and less of the noise which comes in at different frequencies. As the bandwidth is increased, gain is reduced and more and more noise is accepted together with the signal. The gain of the signal itself becomes less and therefore its ratio to the noise also dwindles. In TV receivers a certain minimum bandwidth is necessary to get good resolution or picture detail.

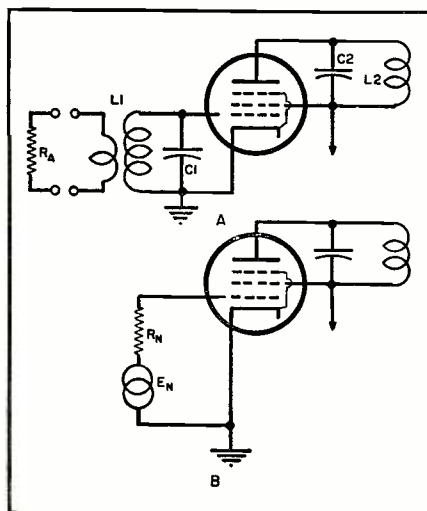
As mentioned earlier, signal-to-noise ratio is measured by taking the average value of the signal and dividing it by the average value of the noise. This figure is often expressed in db and is applied mostly to antennas and matching networks rather than to the receiver itself. To find the noise contribution of the receiver the "noise factor" is used and this is always expressed in db. The noise factor is defined as the ratio of the noise due to the antenna radiation resistance to the noise due to the receiver alone. It may not be apparent, but any antenna has a radiation resistance which

is reflected in the impedance of the antenna at the terminals. Any resistance causes noise due to the electron movement through it and the larger the resistance, the greater will be the noise. A 1 megohm carbon resistor, for example, produces quite an appreciable noise when as little as 1 ma. flows through it. Assuming that the antenna is fixed, the noise contributed by the receiver will depend on a number of factors. Grid resistors, mixer circuits, tubes, joints, and many other sources add up in the TV receiver to make the noise factor considerable. Tube noise depends, among other things, upon the plate voltage since much of it is due to the shot effect of electrons hitting the plate. To make matters worse, all of the i.f. and video amplifiers amplify the noise of the previous tubes along with their own contribution.

For purposes of calculation it is assumed that the i.f. and video sections are operated to contribute minimum noise and that the critical point is the r.f. amplifier with all the noise considered to have originated there. This is merely a convenient assumption which is good enough in most cases but does not preclude the other sections of the receiver as noise sources.

Fig. 1A shows the basic circuit of a typical r.f. amplifier as used in TV tuners. Fig. 1B is its equivalent circuit showing the noise generator E_N and its resistance R_N . Based on this equivalence, noise measurements are made. The simplest method of measuring noise factor utilizes a diode whose noise emission is regulated by the filament temperature which is controlled by the filament voltage. The receiver r.f. input is connected to the diode and the receiver output is measured first with the diode off. Then the diode is adjusted to double the measured noise output. Thus the noise output of the diode alone is equal to

Fig. 1. (A) Basic television r.f. amplifier circuit, and (B) its equivalent circuit.



that of the r.f. amplifier and can either be calculated from the diode temperature or measured directly on a properly calibrated meter. This, then, equals the noise contribution of the receiver. The noise due to resistance can be calculated and by setting up a ratio between the receiver noise and that due to a resistor of the input impedance, usually 300 ohms in TV sets, the noise factor is obtained.

For most commercial TV receivers the noise factor varies from 10 to 20 db with the higher value always occurring at the high end of the band where the r.f. amplifier is less efficient. It is interesting to note that in order to have ten times as much signal as noise at the picture tube the receiver noise factor must be 3 db if the TV signal is about 100 microvolts at the receiver input. If the noise factor is 15 db, an average figure, the signal must be 430 microvolts to give ten times as much signal as noise at the picture tube. One way of getting an approximate idea of the relation between signal and noise at the screen is to connect an oscilloscope to the output of the video amplifier and observe the amplitude of the noise and the signal. A typical scope pattern for a weak signal is shown in Fig. 3.

External Improvements

The best place to remove "snow" is at the antenna. What we said about tuned circuits and their bandwidth-gain relation to noise goes for the antenna as well. A broadband antenna cannot produce as good a signal-to-noise ratio as a narrow-band type. The gain of an antenna in db is usually a close approximation of the signal-to-noise ratio it will produce in an area where the TV signal is almost as weak as the noise. Where the signal is much stronger than noise, the "snow" problem rarely exists, so it is quite important in fringe installations to use narrow-band antennas, usually of the type designed for a single channel. To mention a few common antennas—the yagi (simple or stacked), rhombic, and double-V types give fairly good signal-to-noise ratios. Impedance matching is important since mismatch causes a much greater loss of the desired signal than of the noise. Details of transmission line and impedance matching appeared in the author's article, "Television Transmission Lines," in the

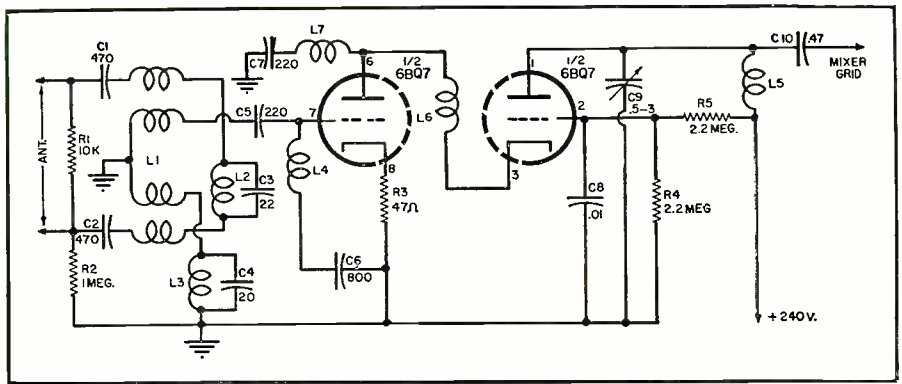


Fig. 2. Elaborate balanced input circuit which also provides FM interference rejection.

May, 1952 issue of RADIO & TELEVISION NEWS.

The transmission lines themselves act as antennas for unwanted noise signals. In the May issue the possibilities of shielding and twisting lines were considered. All of these techniques help somewhat in keeping the noise at the receiver input to a minimum.

Receiver Improvements

Since the most critical spot in the receiver is the r.f. amplifier, it seems the logical place to start when attempting to reduce noise. To keep noise due to the transmission lines down, balanced input is used in most TV tuners. Fig. 4 shows four common circuits used to provide balanced input. The theory behind these circuits is that noise picked up by the line will arrive at both ends of the line at the same instant but with opposite polarity and therefore cancel out when balance to ground exists. In Fig. 4A, an electrostatic shield (a conductor) is used to reduce capacitive coupling between primary and secondary, which would cause some unbalance. In Fig. 4C, the two input coils are wound parallel on the same coil form.

A more complicated version of this is the input circuit of Fig. 2, which also provides balanced input together with good FM interference rejection. Fig. 4D uses two triodes in push-pull which permits good balance and also reduces the input capacity.

Next to balance, the gain and input impedance of the r.f. amplifier are most important. Most pentodes have fair gain but require a rather high grid impedance to obtain that gain. This


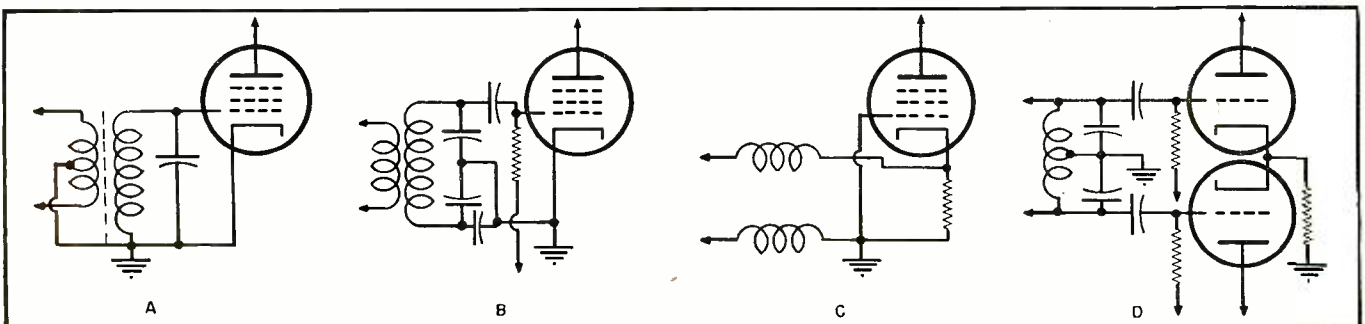


Fig. 3. Typical scope pattern of weak signal.

is equivalent to having a high value resistor in the grid and such a resistor generates a lot of noise. Putting the r.f. signal in at the cathode has some advantages since the impedance is low, but resonant circuits are broadly tuned, thus impairing the noise factor. Despite this, many manufacturers have used grounded-grid amplifiers where the signal was introduced at the cathode with good results. Of all practically applicable circuits the lowest noise factor is obtained from a cascode circuit, as shown in Fig. 2. To use this circuit in the TV band two new double triodes, the 6BK7 and the 6BQ7, have been developed and are now in general use. This circuit combines the advantages of grounded grid and grid input by using two triode sections in series. The first has conventional grid and cathode connections, but the plate is connected to the cathode of the second stage. The grid of the second stage is grounded for r.f. signals through C_8 and maintained at a fixed d.c. voltage through R_4 and R_5 . The network, L_6 , L_7 , C_7 , provides neutralization and some increase in gain on the high channels. Only coils L_1 (the grid) and L_5 (the output plate) are switched for

(Continued on page 145)

Fig. 4. Four common circuits used to provide balanced input. (A) Electrostatic shield used to reduce capacitive coupling between primary and secondary. (B) A balanced tank circuit. (C) Two input coils wound parallel on the same coil form. (D) Two triodes in push-pull which also reduces input capacity.



4 PROBLEM PREAMPS

By
GEORGE L. AUGSPURGER

Design Eng., Audio Research Laboratories

Construction details on four simple yet effective preamps which were designed to handle four fairly common problems.




Fig. 1. The "piggy-back" preamp. A standard GE preamp is mounted atop a second chassis.

SINCE the advent of the inexpensive reluctance pickup there has been a corresponding flood of circuitry for the necessary preamplification and equalization of the little gadgets. We have tried various brands of magnetic cartridges and numerous preamp circuits suggested by engineers and audiophiles. It didn't take long to discover that some of the designers had been listening through their slide-rules again. In the long search for circuits that *sounded* good, four designs were developed to fit specific situations. There is nothing in any one of these little devices to push the industry ahead ten years, but each one is simple and practical. And, darn it, they all sound good!

First Problem: A customer, maybe a friend of yours, has a pretty decent radio-phonograph. He has become interested in high fidelity but doesn't have a high-fidelity income. You have sold him a better speaker for his set and showed him how to enclose and acoustically treat the speaker chamber. When he'd scraped a little more money together, he had you install a reluctance cartridge and preamp for the record player. It sounds reasonably good now, but the radio has only a single tone control that doesn't do anything very worthwhile for his recordings. He wonders if you can't install separate bass and treble controls with the fifteen bucks he saved on last month's grocery bill.

When you get into a situation like this (and it happens again and again) you are usually under what is known as a moral obligation to try to make the guy happy with the money he's got. Your first impulse is to tear into the radio chassis and hope that you haven't lost too much money by the time you get done. Well, a little practice taught us that the moment you begin playing with a manufacturer's product, you run into all sorts of headaches—the chassis is in three sections,

all interconnected, and it takes a half a day just to get it out of the cabinet; the present tone control is part of a complicated feedback loop and there isn't enough gain to install conventional equalizers without an extra stage—where are you going to find room for another control, and will the knob balance the rest of the knobs on the cabinet, and where are you going to find a knob to match those walnut, brass, and lucite monstrosities? As we said, little problems along the line are apt to arise, and the whole project develops into an exponential increase of time and work.

Now time is worth money, even in the sound business, and work is something to be avoided whenever possible, so it seems as if that first impulse had better be checked and a few other impulses thought out before the job is started. (Don't laugh—we went through all this more than once before we learned.) We finally worked out a simple little modification of the commercial *G-E* preamplifier which uses only about five dollars' worth of parts and takes only a couple hours to put together.

The circuit diagram is shown in Fig. 3 while the photograph of the finished unit is shown in Fig. 1. In order to get space for the two controls and the extra tube, the *G-E* chassis is mounted piggy-back on a second, slightly larger chassis. The final device can be mounted in record storage space or flexible shafts can be used for the controls and the chassis hidden away in the rear recesses of the radio cabinet.

As to the circuit, there's not much to it. The easiest way in the world to vary the high frequency response of a reluctance pickup is to change the load across it. The three components shown give a smooth treble roll-off that just fits the bill. The starred components are those which were added to the *General Electric* circuit.

The commercial unit was left intact. All that we've done is tack on a little more equalization after the output of the standard unit.

At this point, things get a little more complicated. Nine extra parts and a tube to be exact. The extra stage is necessary to make up for equalization loss, but it took a long time to convince us that the little *G-E* thimble transformer and postage stamp rectifier would handle the added load. They certainly were never meant to, but one of these double-decker preamps has been in use for over a year now and it still performs every day, so our power supply fears never materialized. The bass control gives bass boost only, since the *G-E* circuit supplies little enough. With the bass control full on, the additional boost starts at 1000 cycles and runs down to about sixty. We will have more to say about the low frequency limit of equalization in a moment, but for now it seems reasonable to set sixty cycles as the low frequency limit of an inexpensive system such as this.

Originally, this was all we planned, but when we tried this modified preamp on a variety of records, we found that some of the 78 rpm pressings needed more highs. A 50 μ fd. condenser bridged across the series leg of the bass boost network solved this last difficulty. The audio amplifier of our friend's radio has a slight droop in the upper range and our additional boost compensates for this. Also, since the treble control affords a great deal of attenuation due to the parallel capacitance/inductance of the network and pickup, the high frequency boost of the last stage simply shifts the range of the treble control upward so that it now gives both boost and cut. If this composite effect is plotted, it is not as pretty as the mathematically designed curves which wander all over the page and intersect in one point. But the performance—well, it was

better than anything our customer had hoped for, and, by golly, it even sounded good to us.

Second Problem: Another hi-fi bug comes in lugging a good quality phonograph amplifier which he has just bought. He has only two complaints; he has already had to replace the 6SC7 preamplifier tube twice to get rid of pops and crackles, and he wishes he had a variable bass turnover switch like the really expensive amplifiers. Just when he invites some friends in and starts to show off his fancy new music system, the 6SC7 is apt to start sputtering again. Other than that, his installation sounds good, but the fellow down the street insists that at least three separate bass turnover points are necessary to equalize for various recording curves. Is there anything that you can do about these two difficulties?

This time you haven't any choice but to tear into a nice looking commercially engineered and built product. Fortunately, the pickup preamplifier is sufficiently divorced from the main amplifier circuit that you don't have much to worry about. The big difficulty here is not in trying to figure out something—there are dozens of circuits available that don't use nasty little 6SC7's, and any of them can be fitted with two or three turnover points. The problem here is *how* and *where*. The amplifier controls are all neatly arranged with no space for one more. Perhaps you can use the input selector switch for bass turnover. Maybe you can even use one switch for both an input selector and a bass turnover switch.

This last idea could be worked out in a number of ways with a number of standard preamplifier designs. However, when we ran across Lawrence Fleming's article in the March, 1950 issue of *Audio Engineering*, we just couldn't resist trying a single-stage feedback preamp circuit such as the one he described. So we took Fleming's circuit and played with it until we had worked out a simple little schematic that uses only a 6SJ7 and a dozen assorted resistors and condensers. With this handful of parts, it not only works as a reluctance pickup preamplifier with three bass turnover frequencies, but as a microphone input stage (with the feedback equalizer cut out), and a fifth position on the selector switch disconnects the preamp and feeds the tuner input directly into the amplifier.

The circuit of this all-purpose preamp is shown in Fig. 2. A five-position, three-pole rotary switch is used to replace the original input selector switch. This switch had better be of the shorting type unless you like loud clicks. In the first (bottom) position, the 6SJ7 grid is connected to the microphone input and disconnected from the plate feedback circuit. The tube therefore functions as a standard microphone input stage. The next three switch positions connect the grid to the reluctance pickup and also through

one of three resistance-capacitance combinations to the plate of the same tube. This single-stage feedback equalization is certainly about the simplest possible, yet it performs at least as well as any of the well-known pre-amplifier circuits. Its only drawback is that the gain is slightly less than that of a twin-triode, but with any of the medium output magnetic cartridges, it gives plenty of output to drive a standard amplifier.

The three phonograph positions provide three turnover frequencies. The values indicated give bass equalization starting at 300, 500, and 800 cycles respectively. In this circuit, the bass boost is good down to about 30 cycles. The 100,000 ohm isolating resistor in series with the pickup is necessary because of the relatively low impedance at the grid of the 6SJ7 due to the plate-to-grid feedback circuit. The resistor R_2 is simply the recommended load of the particular pickup being used. The last position on the new selector switch grounds the grid of the tube and connects the following stage directly to the radio tuner input.

An even more elaborate version of this novel circuit could be arranged with another switch section for the cathode and an extra switch position for grounded-grid (low impedance microphone) input. As it stands, most of the components can be mounted right on the switch sections so that the whole affair takes up no more space than the straight 6SC7 preamp which it replaces. This circuit has low noise level, low hum because of its bypassed cathode, and remarkable economy of parts for all its functions. It works extremely well and it sounds good.

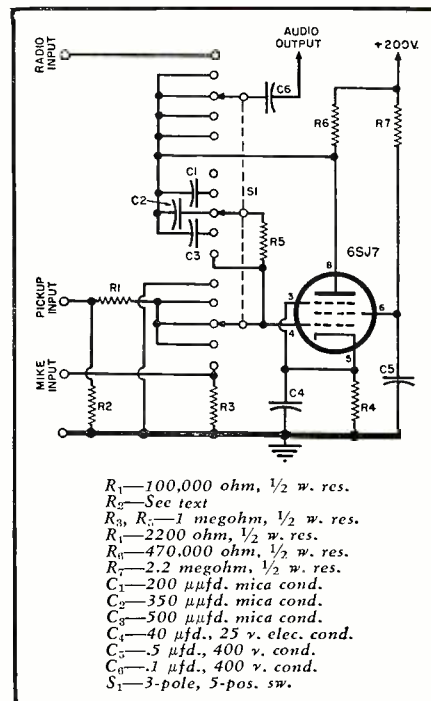
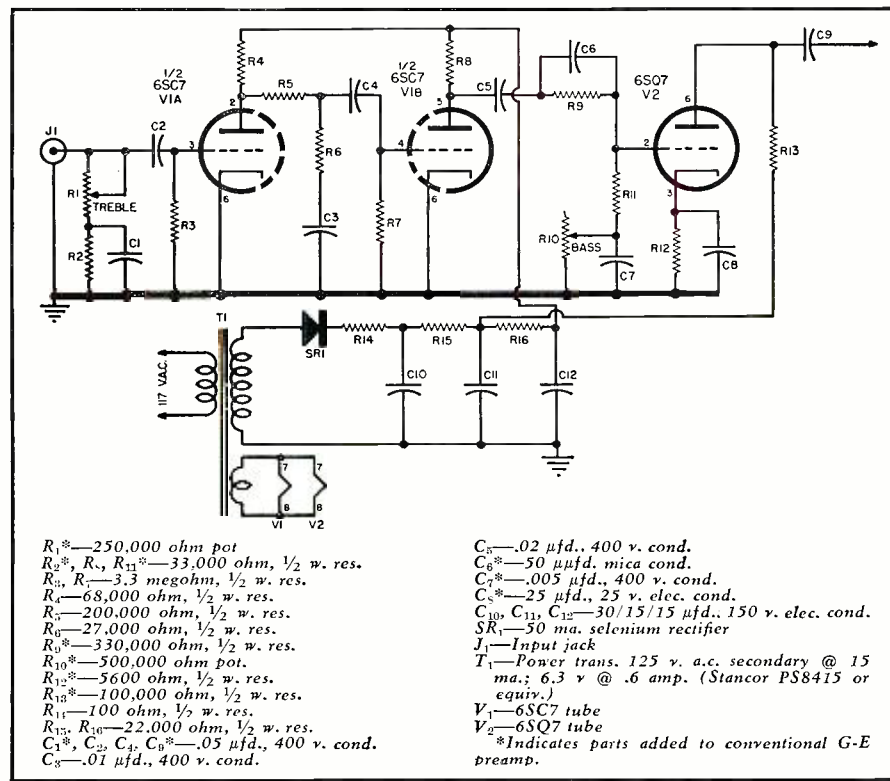


Fig. 2. A single-stage equalizer-preamplifier.

In arranging and wiring the preamp, just try to keep input and feedback components away from a.c. leads and magnetic fields. And please don't scatter grounds. There must be *only one ground point* for the whole stage and it must not be a lump of solder on the chassis. It should be an isolated terminal which is then connected to whichever amplifier ground point gives the least hum. If you follow these precautions, the circuit should perform

Fig. 3. Schematic of G-E preamp as modified by author. See text for complete details.



- R_1^* —250,000 ohm pot
 - R_2^* , R_3 , R_{11}^* —33,000 ohm, 1/2 w. res.
 - R_{12}^* , R_7 —3.3 megohm, 1/2 w. res.
 - R_4 —68,000 ohm, 1/2 w. res.
 - R_5 —200,000 ohm, 1/2 w. res.
 - R_6 —27,000 ohm, 1/2 w. res.
 - R_8^* —330,000 ohm, 1/2 w. res.
 - R_{10}^* —500,000 ohm pot.
 - R_{12}^* —5600 ohm, 1/2 w. res.
 - R_{13}^* —100,000 ohm, 1/2 w. res.
 - R_{14} —100 ohm, 1/2 w. res.
 - R_{15} , R_{16} —22,000 ohm, 1/2 w. res.
 - C_1^* , C_2 , C_3 , C_8^* —0.05 μ fd., 400 v. cond.
 - C_4 —0.01 μ fd., 400 v. cond.
 - C_5 —0.02 μ fd., 400 v. cond.
 - C_6^* —50 μ fd. mica cond.
 - C_7^* —0.005 μ fd., 400 v. cond.
 - C_9^* —25 μ fd., 25 v. elec. cond.
 - C_{10} , C_{11} , C_{12} —30/15/15 μ fd., 150 v. elec. cond.
 - SR_1 —50 ma. selenium rectifier
 - J_1 —Input jack
 - T_1 —Power trans. 125 v. a.c. secondary @ 15 ma.; 6.3 v @ .6 amp. (Stancor PS8415 or equiv.)
 - V_1 —6SC7 tube
 - V_2 —6SQ7 tube
- *Indicates parts added to conventional G-E preamp.




Fig. 4. Plug-in converter preamp. It plugs into one of the 6SJ7 mike-stage tube sockets.

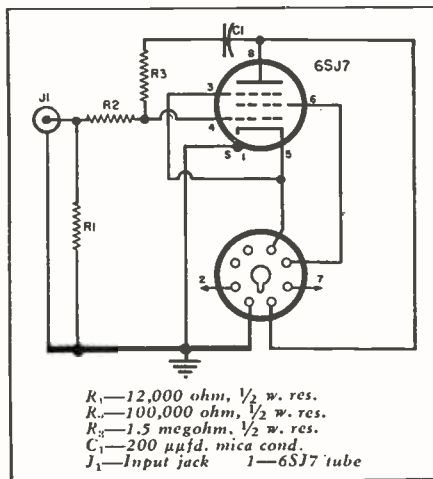


Fig. 5. Mike stage adapter preamp circuit.

R₁—12,000 ohm, 1/2 w. res.
 R₂—100,000 ohm, 1/2 w. res.
 R₃—1.5 megohm, 1/2 w. res.
 C₁—200 μfd. mica cond.
 J₁—Input jack 1—6SJ7 tube

and you should be happy. Our customer was. He is no longer annoyed by squeaks and crackles and he found that adjustable bass turnover is a big help in making various recordings sound as natural as possible.

Third Problem: Like most people involved in audio work you prefer to use reluctance pickups whenever possible because of their clean tonal quality, ruggedness, and immunity to excessive heat and humidity. Again and again you have had to supply music distribution systems, public address equipment, and rental amplifiers with crystal phonograph pickups because it was too cumbersome and expensive to fiddle around with separate preamplifiers. You would like to see a cheap little unit that would simply plug into any standard amplifier and automatically adapt it for use with magnetic pickups with no additional wiring or modification necessary.

We had this idea in the back of our mind for some time before we found the answer. Of course, there is always the simple bass boost network which can be inserted in the pickup line, but this always boosts the hum level of

the system way up, and magnetic pickups have enough hum problems as it is without asking for more. After we had designed the elaborated Fleming circuit described in Problem Two, we suddenly saw that this was also the answer to our universal magnetic adapter project. We used the Fleming circuit again and designed the simple little widget shown in Fig. 5. This is certainly the simplest magnetic preamplifier we have ever seen. Three resistors, a condenser, and a couple of connectors are mounted in a tiny L.M.B. box. The box plugs into any standard amplifier in place of one of the 6SJ7 microphone stage tubes. The tube plugs into the top of the box, and the pickup plugs into a jack on the side. "Push-pull—click-click" and it's all ready to go.

The adapter as shown can be used with any amplifier using 6SJ7's in the microphone stages. By consulting Mr. Fleming's article, similar preamps can be built for amplifiers using high-μ triodes in the first stage. The feedback resistor and condenser combination can, of course, be altered to any turnover and bass cut-off frequencies desired.

Fourth Problem: You have bought a brand-new pickup and turntable for your own hi-fi system and now you want to build a preamplifier unit that will give the most realistic performance possible from your records. You want the circuit that will give the best performance and the most versatility, but at the same time you are a little wary about getting involved in low impedance tuned-circuit equalizers such as those which gently color the expensive *Pickering's* beautiful reproduction. What you want is a nice trouble-free, two-stage equalizing preamp with variable compensation to match the various types of recordings. You don't want a lot of knobs to play with, but you do want something that will make any record sound as good as it can. You have read all your old copies of *RADIO & TELEVISION NEWS*, but each published design has several graphs and curves which prove conclusively its superiority over all other mere pretenses of preamps. What circuit will you use? Which one should you build?

Well, we tried them and listened to them and listened some more and tried something else. This procedure is necessary because of the difference in over-all performance of different reproducing systems. Our listening room happens to have an unpleasant resonance at about 70 cycles. Any speakers, pickups, or equalizers which hum; the bass response at this frequency have no part in our installation. Comparative listening tests have shown us that our system is very near the average of the "really-good-but-not-quite-price-is-no-object" systems. Our final preamp design sounds just as good on most comparative systems.

Since we happened to choose the Audak "Polyphase" pickup for our own (Continued on page 120)


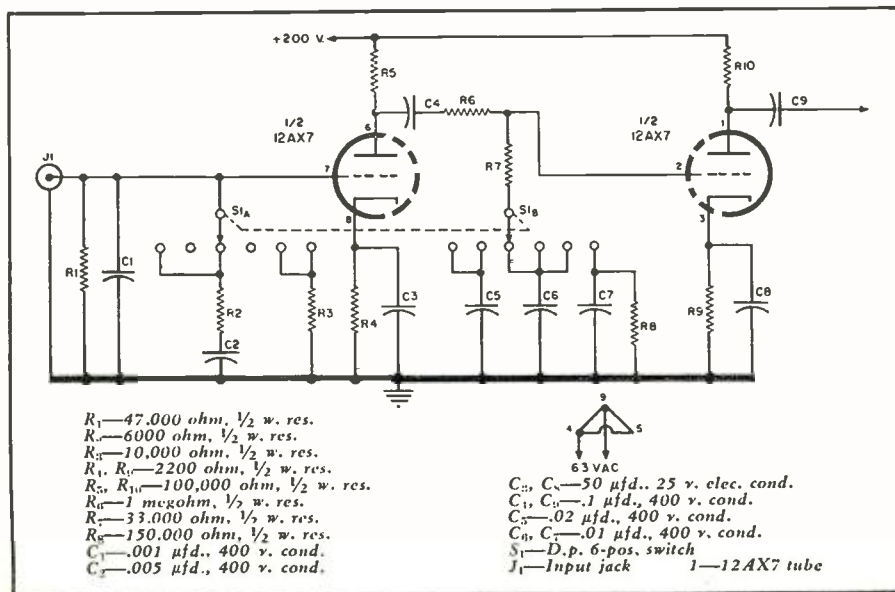


Fig. 6. The preamp designed by the author for his Audak "Polyphase" pickup. Unit slides into the author's unitized console.

Fig. 7. Schematic diagram of the Audak "Polyphase" preamplifier circuit.



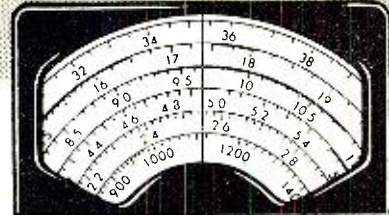
R₁—47,000 ohm, 1/2 w. res.
 R₂—6000 ohm, 1/2 w. res.
 R₃—10,000 ohm, 1/2 w. res.
 R₄, R₅—2200 ohm, 1/2 w. res.
 R₆, R₇—100,000 ohm, 1/2 w. res.
 R₈—1 megohm, 1/2 w. res.
 R₉—33,000 ohm, 1/2 w. res.
 R₁₀—150,000 ohm, 1/2 w. res.
 C₁—0.001 μfd., 400 v. cond.
 C₂—0.005 μfd., 400 v. cond.

C₃, C₄—50 μfd., 25 v. elec. cond.
 C₅, C₆—1 μfd., 400 v. cond.
 C₇—0.02 μfd., 400 v. cond.
 C₈, C₉—0.01 μfd., 400 v. cond.
 S₁—D.p. 6-pos. switch
 J₁—Input jack 1—12AX7 tube



International SHORT-WAVE

Compiled by KENNETH R. BOORD



IT IS a pleasure to dedicate the November *ISW DEPARTMENT* to 4VEH, Box 1, Cap Haitien, Haiti, owned by the East and West Indies Bible Mission, which recently returned to the airwaves after an absence of several months.

We are grateful to M. E. Picazo, technical director of 4VEH, who, in the absence of Director G. T. Bustin, has furnished this interesting data. (Mr. Picazo, ex-chief engineer of WMTC, Vanleve, Kentucky, USA, is well-known on the 75- and 20-meter amateur bands as "Mardy," W4MVL. He hopes to get an "HH" call soon.) To readers of the *ISW DEPARTMENT*, Mr. Picazo writes:

"As our station grows in power, length of airtime, and coverage, we will endeavor to keep our standards high, and to provide the best quality programs possible for our friends of the short-wave bands. We hope the music and programs will be of cheer and comfort to those in need of it, as well as instructive and inspirational, for we would like to have you as a personal friend of 4VEH, and we want the best for our friends. We hope to see 4VEH fill its place on the airwaves as another herald of 'peace and goodwill towards men' from the only Author and Prince of Peace.

"Radio Station 4VEH first went on the air June 2, 1950, in the 31-meter band. The station radiated regularly until November 25, 1951, when a breakdown in the modulation transformer and main power transformer caused a shutdown. Scarcity of components and delay in shipping extended the period of closedown to July 20, 1952.

"Engineer Paul Shirk (who recently had to return to California due to ill health) went about building an entirely 'new' transmitter, incorporating some original ideas with the *Terman-Woodyard* system of modulation. The result was a trim, compact, efficient 3-kw. output transmitter using a pair of *Eimac* 4-1000A's driven by 807's. The rest of the tubes are all miniature types. In this system of high-efficiency, low-level modulation, the principles of the well-known *Doherty* circuit apply, but at a higher operating bias on the final, which gives Class C operation with an efficiency approaching 80 per-cent.

"The use of low-drive tetrodes, plus the incorporation of low-level modulation, made possible the installation of

the complete transmitter with all associated power supplies, electronically-controlled overload and time delay circuits and relays, and the antenna-tuning network—the whole thing is in one 6-foot standard-type rack, with much room to spare!

"The studio control console, also built here, is immediately adjoining, but separate from, the transmitter. In the present setup, we have one main studio using the dissimilar-curved section-type of walls. It is here that our electric organ programs originate. In our studio and transmitter building, we will have two large main studios, two minor studios, and two control rooms.

"A 10-kw. transmitter, now under construction, and our present 3-kw. transmitter will be used to transmit in the 49-, 31-, and, possibly, in the 19-m. bands.

"Due to unavoidable circumstances, the present staff of 4VEH is quite limited and, therefore, programming is also limited. Most of our Spanish and *English* programs are produced in the United States and are sent to us in the form of disc or tape recordings. Owing to our extended shutdown, however, some of our programs have not been reinstated. Hence, unfortunately, it is impossible even now to give a *bona fide* program schedule which we could guarantee to hold. Nonetheless, the following schedule will hold for this fall:

"Weekdays—0630-0700 organ concert; 0700-0900 Spanish programs; 0800-0830 *English* broadcast. Sundays—0630-0700 organ concert; 0700-0730 Spanish program ("Las Buenas Nuevas"); 0730-0830 *English* program ("The Evangelistic Hour," studio production); 1730-1800 organ concert; 1800-1830 Spanish program ("Las Buenas Nuevas"); 1830-1900 sacred music in Spanish, *English*, French, Creole; 1900-1915 *English* program; 1915-2000 local church services in French and Creole; 2000-2015 music; 2015-2030 "Lutheran Hour" in Spanish; 2030-2100 "Light and Life Hour" in *English*.

"If contracts are enacted, in time we

may sign on at 0545 *daily* to carry the additional broadcasts. But this is so tentative, listeners will have to depend on announcements during our broadcasts for any definite changes (which will be announced).

"So far, our present channel—9.625—seems to be about the best, although it is wedged between two other (powerful) signals (in this area); I am hoping to be able to settle on this frequency permanently, however.

"Paul Shirk, the designer and operating engineer of 4VEH since its inception, was forced by ill health to leave this work before he saw his 'dream' 10-kw. transmitter constructed. I have taken over his duties.

"*Reception reports are appreciated and will be answered promptly if accompanied by an International Reply Coupon.*

"4VEH is a missionary radio station, unendowed, and at the present unaffiliated with any denominational group. It is supported by donations and gifts from its friends and listeners from all over the world. Its staff is non-salaried, and the entire station operates on a non-profit, non-commercial basis."

Best wishes go to 4VEH and its staff for a successful future!

* * *

Radio Club Notes

Sweden—Arne Skoog, DX editor, Radio Sweden, reports: "Teknikens Varlds Radio Club, Sweden, now has about 9900 members and we expect Member Number 10,000 within a few weeks. This is the biggest club of its kind in the world, I believe. ORU, Brussels, Belgium, is now taking over our fortnightly DX programs in Swedish, formerly carried by OTC, Leopoldville, Belgian Congo. I compile and record these programs here at home on my own *Ekotape* 'Announcer'; these sessions are presented as special features arranged by ORU and Teknikens Varlds Radio Club. Radio Diamang, Dundo, Angola, listed 7.070 but heard here in Sweden on 6.870, dedicated a special program to our club in August."

* * *

This Month's Schedules

(*Note*: Many stations will be reverting to *winter* schedules soon. In such cases, you may find some schedules will be *one hour later* than listed herein—K.R.B.)

(Continued on page 134)

(*Note*: Unless otherwise indicated, all time is expressed in American EST; add 5 hours for GCT. "News" refers to newscasts in the English language. In order to avoid confusion, the 24 hour clock has been used in designating the times of broadcasts. The hours from midnight until noon are shown as 0000 to 1200 while from 1 p.m. to midnight are shown as 1300 to 2400.) The symbol "V" following a listed frequency indicates "varying." The station may operate either above or below the frequency given. "A" means frequency is approximate.

REMOTE VOLUME CONTROL

By **C. RICHARD ELLIS**
Government Engineering
General Electric Company

Mechanical and electrical methods for controlling volume remotely. Suitable for home or commercial installations.

A LONG-DISTANCE "handle" on the volume control of an audio amplifier can often greatly increase the convenience and usefulness of the audio system. In public-address work, it is disconcerting to adjust the gain of the audio system at the amplifier to what seems the proper volume and then walk out into the audience in front of the speaker horns and find that the program is not being heard. Without an accomplice with signal flags, a good deal of trotting back and forth becomes necessary to maintain a desired sound level over the audience as the program content changes.

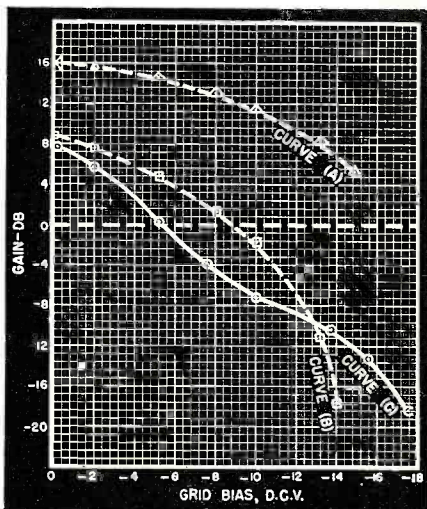
In the realm of custom installation of high quality audio equipment in the home, a long "handle" on audio gain can again be used to advantage. It is often true that a good speaker installation alone takes up all of the living-room space that the owner is willing to devote to the entire system. If the gain of the audio amplifier can be controlled remotely, then the amplifier and its power supplies can be located in some otherwise unused space outside the living room, a strong selling point in the average apartment or small home.

Several methods of remotely controlling audio gain were investigated by the author for the previously-mentioned reasons and are reported here. The simplest solution, that of putting a pad in the speaker line, is ruled out if the input audio level is to vary over an appreciable range. If the input does vary, then the control must be accomplished at a low-level stage to prevent large inputs from overloading the following stages.

A second solution, that of running the low-level audio from the record player or tuner to the control potentiometer and back to the audio amplifier through shielded cable, has several disadvantages; hum and noise may be picked up by the long audio line, and frequency-sensitive attenuation may occur if the lines are not properly terminated. In addition, shielded audio cable is bulky and difficult to conceal when used in the home.

If the audio is not to be piped around, there are at least two alternatives: the control may be exercised

Fig. 1. Variation in gain obtained with circuits of Fig. 2 as grid bias is changed by remote gain control. (A) Curve for triode, (B) Curve for cathode-coupled dual-triode, and (C) Curve for pentagrid tube circuit.



by mechanical means, or a special stage may be added to the remote amplifier and control obtained by varying the bias on this special stage. Both methods have advantages. If the audio amplifier gain of 60 to 80 db is to be completely controlled, a mechanical system is much simpler. On the other hand, if a range in gain of 20 to 25 db is enough, then a single-stage circuit will effect this control. A simple, one-stage electronic control cannot vary the gain from zero to maximum without excessive distortion. However, all that is required is that the audio output vary from the lowest desired listening level to the maximum desired level with little distortion, and if this range in a particular case is 20 to 25 db, then the electronic system will fill the bill.

Considering the mechanical methods first, Figs. 3A and 3B show two methods of obtaining complete gain control by mechanical means. In Fig. 3A, two relays and a ratchet wheel are used to step the volume control to any desired position. A gear from an old clock can be soldered to a shaft which is connected to the volume control to form the ratchet system. The relays can be of almost any type, depending on availability. About all that is required is around $\frac{1}{8}$ inch movement of the relay armature when the relay operates. The ratchet arms are fastened to the relay armature and their length is determined by the movement necessary to step the ratchet wheel one notch. The longer the arms, the greater the final motion. Two systems are shown for operating the relays from the remote position. The push-button system is the simpler. To increase the volume one step, one button is pushed. To decrease the volume one step, the other button is pushed. In the rotary control system, an eleven-position rotary switch of the "break-before-make" type is used to control the relays. All of the contacts are tied together to the common wire between relays. As the switch is rotated, the circuit is broken between each contact, allowing the relay to drop out and then operate again. The vane on the switch shaft is soldered to a sleeve which is a tight friction fit on the shaft. When the switch is turned in one direction, the vane holds up against one relay lead, and the increase volume relay is stepped around. When the switch is turned in the other direction, the vane holds up against the other relay lead, and the decrease volume relay operates. No limit switches are needed in this system, since the relays do not exert enough force to damage the volume control when the end of rotation is reached.

Fig. 3B shows a second means of obtaining mechanical control. Here, a surplus 28 volt d.c. series motor, designed for use in aircraft electronic equipment, is used. The worm gear and wheel are from an old variable condenser, also surplus: the T-23/ARC-5 has several. Originally, the motor was intended for rotation in one

direction only, and for d.c. operation. By removing the end bell covering the brushes, it was possible to solder separate leads to the armature brush contacts and bring them out along with the leads to the motor field. The motor operates very well on 12.6 volts a.c., obtained by placing two 6.3 volt filament transformer windings in series, and with both the armature and field windings available, they can be wired as shown to obtain either-direction rotation. It is necessary in this case to use limit switches, as the torque of the motor is sufficient to damage the volume control if the motor is not shut off when the ends of rotation are reached. These switches are of the type which snap open when pressure is applied to them.

Fig. 2 shows three simple circuits for obtaining electronic remote gain control, and in Fig. 1, the control achieved by these circuits. The curves of Fig. 1 show the maximum gain variation obtained for 1% or less distortion. Near cut-off, the tubes will pass only the positive portion of the input signal, and at the other end of the grid voltage range, positive grid swings will cause the tubes to draw grid current. Either condition means distortion, and thus the range of gain control is limited. Fig. 2A is a simple triode amplifier. The range of control obtained here by varying the bias is only about 12 db, and the input signal cannot be much greater than 100 millivolts or excessive distortion will occur. The only advantage of this circuit over the others is simplicity. Fig. 2B is a cathode-coupled, dual-triode amplifier with remote bias control. The effective control range for less than 1% distortion is shown in Fig. 1B and is seen to be 26 db. A maximum of one-half volt can be applied to the first grid of this circuit without exceeding the 1% distortion limit. Smooth control is obtained over the entire range by varying the grid d.c. voltage about 14 volts, as shown in Fig. 1B.

The most complicated circuit, Fig. 2C, employs a pentagrid mixer tube. The same range of control is obtained as for the cathode-coupled dual triode, but a maximum input of one volt can be used before distortion reaches 1%. As can be seen from Fig. 1C, however, the audio gain is not as smooth a function of grid bias as in the case of the dual triode.

The effectiveness of these various remote volume controls can be summarized as follows: If complete control of the gain of the amplifier from zero to maximum is desired, a mechanical system is much the simplest and the choice here depends on the parts available. If a range of only 10 or 12 db in gain is required, and the maximum grid signal is less than one tenth volt, a single triode such as the 6J5 can be used. (This small signal condition would be fulfilled directly at the output of a pickup such as the G-E variable reluctance type.) If a range of 26 db or so in audio gain is required, either the dual triode or the penta-

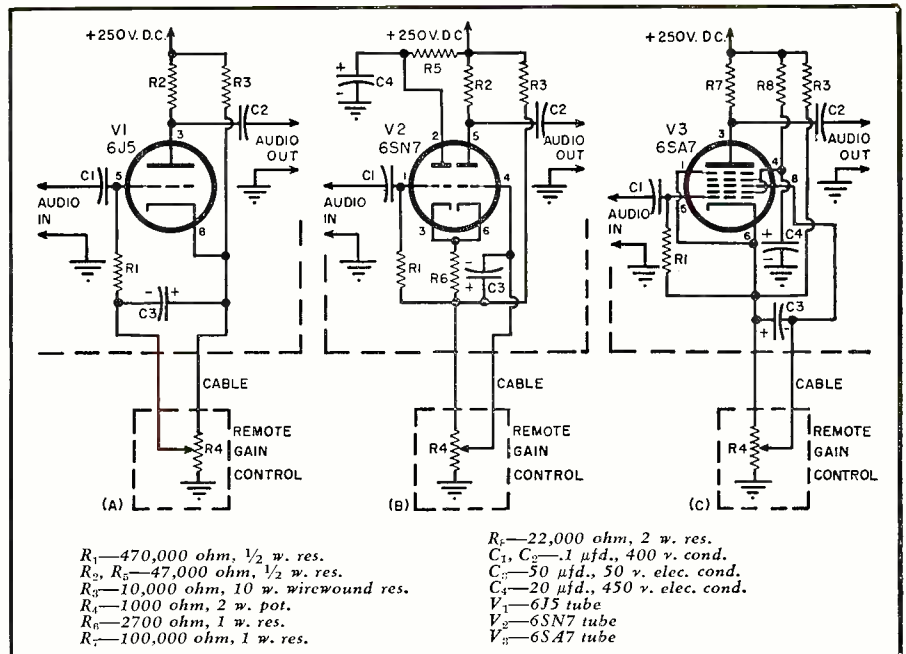


Fig. 2. Three circuits for obtaining remote control of audio gain electronically. (A) Triode gain control. (B) Cathode-coupled gain control, and (C) Pentagrid gain control. Only d.c. is run from the audio chassis to the remote gain control pot. thus eliminating long audio cables which would otherwise be required.

grid converter will do the job. The dual triode can only handle an input of about one-half volt, while the pentagrid can be driven twice as hard, but the triode has a more linear output vs bias characteristic than the pentagrid, giving a more conventional control.

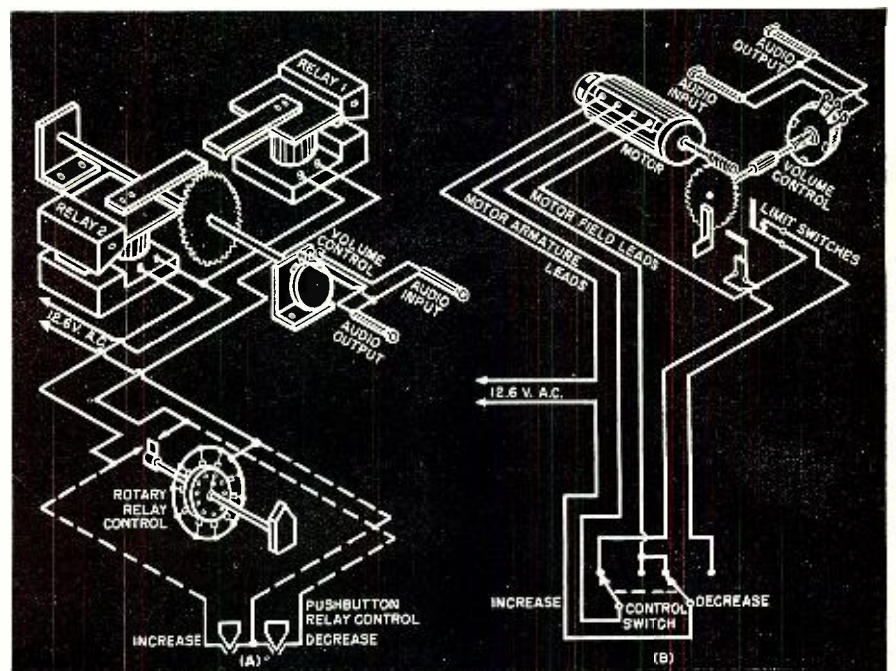
The wiring from the amplifier to the remote position may be ordinary line cord as only low voltage d.c. flows in this wiring. Lengths of this line cord may be fitted with male and female connectors, and in this manner extensions of various lengths can be used. It is recommended that the connec-

tors used be of the polarized type to avoid confusion with line cords.

A correctly chosen remote gain control can add much to the utility of a public address system by allowing the operator of the system to hear the program as the audience hears it. When applied to the home custom audio installation, the remote gain control will increase its sales appeal by conserving space in the living area, permitting the apartment dweller or small home owner to utilize the best in audio equipment.

—30—

Fig. 3. (A) Stepping-relay remote volume control system. Two methods are shown for operating this type of remote control. (B) Motor driven volume control system. A double-pole, double-throw toggle switch controls the changes in volume.



A MULTI-STATION INTERCOM



Front view of the master station. Only two simple operating controls are required.

INTERCOM systems are indispensable in many industries and business offices, yet the use of intercoms in homes is not as widespread as it could be. This is primarily due to the inherent disadvantages of the usual a.c.-d.c. type of intercom. Many people do not want a system which must be allowed to warm up or else be left on all the time.

Battery powered and instant heating, this versatile, low-cost, simply constructed intercom gives economical operation in average home use. Only two miniature tubes are used, yet excellent performance is achieved with plenty of power and sensitivity.

The disadvantages of a.c.-d.c. intercoms are eliminated. There is no long warm-up time, hum, shock hazard, component damaging heat, rectifier tube, or filter condenser. It is easy to install, independent of power failures, and portable, if desired.

A housewife can answer the door-

bell without stepping out of the kitchen, check up on nursery activities, call her husband when he is in the garage or workshop, etc.

The author has a substation at the front door and the master station in the shop. This saves walking back and forth to answer peddlers and impresses callers.

The basic master station may be used with the variety of station hookups to suit specific individual requirements. The amplifier gives high gain with a 1U5 tube as a pentode voltage amplifier and a 3V4 tube as the power amplifier.

A 67½ volt battery, commonly used in portable receivers, serves as the "B" supply. Filament voltage is provided by two 1½-volt "A" cells connected in parallel. These batteries last longer than they would in portable receiver use. This is due not only to the lower current consumption of the intercom, but also because these batteries recover some of their strength between their brief periods of use.

Maintenance on this type of intercom consists almost entirely of in-

frequent battery and tube replacements.

Construction


In Fig. 1, the amplifier schematic diagram, four numbered, unterminated wires are shown. These correspond to the numbered wires shown in the station hookup diagram. In practice the junction of these four wires is made on a terminal strip.

A *Centralab* PC-91 "Pentode Cou-plate" printed circuit was used to take the place of three resistors and three condensers in the circuit. From the photo it can be seen how it was conveniently mounted, held in place by sufficient friction obtained by pushing it in gently between the transformer mounting bolt and the tape-covered end of the same transformer. The bolt was covered with a piece of spaghetti. Besides taking the place of the six above-mentioned components, the printed circuit is easier to install, since there are only six wires to connect instead of twelve. It also takes up less space and costs less than the individual parts would cost. Of course, if the constructor wishes, he may obtain the same results by using conventional components in place of those contained in the printed circuit. For this reason, in the diagram, the parts that are contained in the PC-91 are enclosed within dotted lines. Connection points to the printed circuit are numbered to correspond with the unit's lead numbering.

The input transformer is one sold for this specific purpose. It should have a primary of about 4 ohms, and a secondary impedance of 25,000 ohms or more. An output transformer may be pressed into this type of service, but results will be inferior and will depend on the impedance of the windings. Higher impedance windings will work best in the grid circuit.

The pilot light may be omitted, if desired, with resultant increase in "A" battery life. The author has found the best pilot lights for this purpose are

Under-chassis view. A 3" x 5" x 9" aluminum chassis was used as the cabinet.



the types #48 and #49, miniature screw and bayonet base respectively. These lights draw .06 ampere at 2 volts, or less than .05 ampere at 1½ volts. If a brighter light is desired, one-cell flashlight lamps work well.

A switch in series with the "B" battery is not necessary because there is no drain on this battery when the tube filaments are off.

Aluminum chassis have been found to make very attractive small cabinets for purposes such as this. One measuring 3"x5"x9" was used for the master station. The speaker is mounted in the top half and the batteries rest in the bottom. If the master station is to be fastened to a wall, a back plate will not be necessary.

A piece of sheet metal, 3"x5", serves as the chassis, and is held in place by two right-angle brackets. The tube sockets are mounted on this shelf, and the input transformer is mounted on the underside, between the sockets. In this way it is close to the 1U5 tube socket, so that the connections can be very short. The shelf acts as a shield between the input and output transformers. The output transformer is mounted either on the speaker and its leads brought down below the chassis, or on top of the shelf and turned at right angles to the input transformer below.

Speakers for intercom applications are usually of the 4" or 5" PM types. Of course, other sizes may be used if desired. Although costing more, a heavier Alnico magnet in the same size speaker will give better results than a lighter one.

The use of barrier-type terminal strips greatly simplifies the hooking up of the stations as well as allowing for future changes in station arrangement.

The following construction procedure was found to be best: Drill necessary holes in cabinet; mount the speaker, switches, and pilot light socket, and attach leads; mount the tube sockets, and the transformers on the chassis, and wire the chassis, attaching battery leads with plugs. Besides these battery leads, there will be three other wires coming from the wired chassis. These will be the ground wire and the ungrounded low impedance input and output wires from the transformers. Before going any further, the operation of the amplifier should be checked. Connect an extension speaker between a grounded point and the input lead. Connect another speaker between a grounded point and the output lead. Keep the speakers far enough apart to avoid acoustical feedback. Plug in the batteries and ground the free end of the "A" supply (negative terminal), causing the tube filaments to heat. If the wiring has been properly done, the intercom amplifier may now work correctly or it may oscillate. If oscillation occurs this is due to the fact that the input and output transformers or their leads are in proximity. To correct this, either move the wires farther

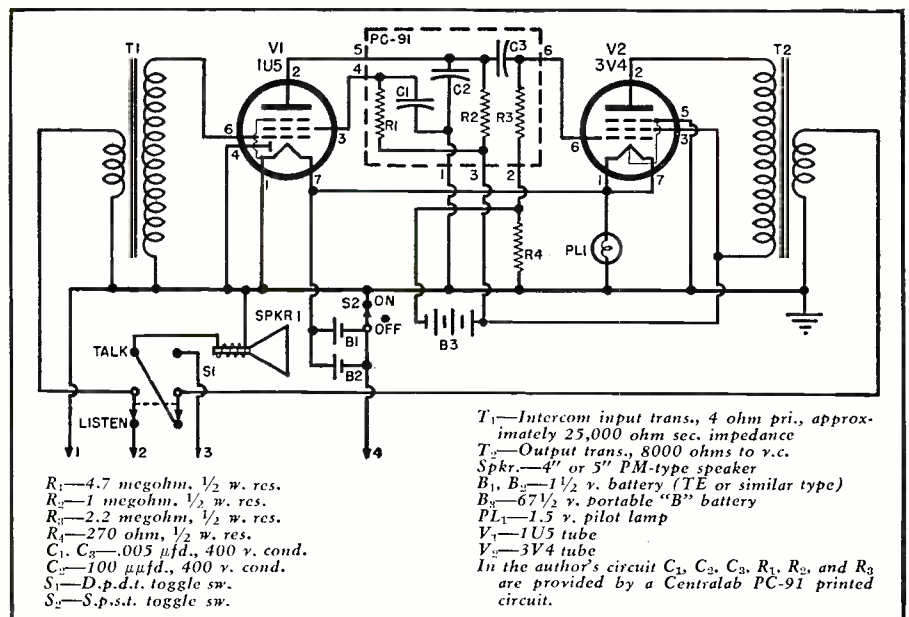


Fig. 1. Complete schematic diagram and parts list covering the "master" station.

apart or try reversing the lead connections of the primary and secondary windings of either or both of the transformers. After the amplifier has been checked, disconnect the batteries and speakers. Now, fasten the chassis to the cabinet, and solder the two leads coming from the transformers to the proper lugs of the d.p.d.t. switch. All other connections to switch, pilot light, and speaker leads are made on the barrier-type terminal strip, which is mounted in any accessible location. Plug in the batteries and the master station is ready to operate as soon as the stations have been connected.

A volume control is generally not needed on these units. If it seems desirable to reduce the volume after the unit has been completed, the easiest way is to put a resistance of low value, under 4 ohms, in series with the master station speaker.

Fig. 3A shows a simple slave station, Fig. 3B a substation that may originate call, and Fig. 3C a substation with privacy and call-originating provisions. With the last circuit the person at the substation must turn on his switch whenever conversation begins, and turn the same switch off at the end.

The novel switching circuit shown in Fig. 3D was designed by the author for the purpose of eliminating one of the four conductors between the two stations, and yet obtain exactly the same results as are obtained with the circuit of Fig. 3C. One will understand the operation of this circuit by visualizing the switches in their different positions. The d.p.d.t. switch shown in this diagram is put in place of the s.p.s.t. "on-off" switch shown in the amplifier schematic diagram. A s.p.d.t. switch with the "off" position in the center, or two s.p.s.t. switches, must be used on the substation. The three-wire arrangement in Fig. 3D is especially useful for rela-

(Continued on page 101)

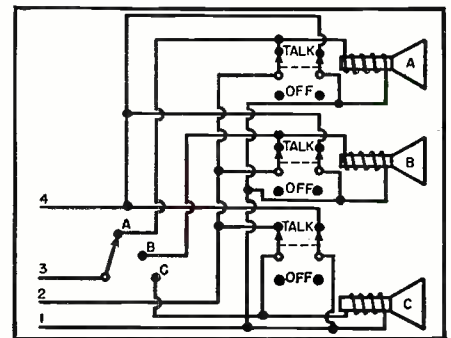
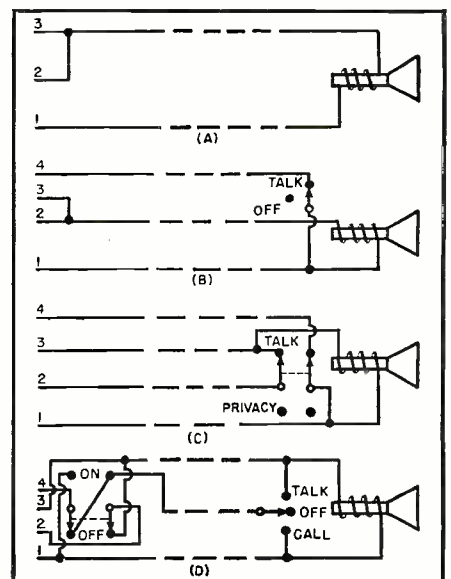


Fig. 2. Hook-up for multi-station installation. Since the author used a single slave station the "selector switch" was not required and the master and slave units were connected directly. If more than one slave station is to be used, the selector switch is incorporated, and installed on the master-amplifier chassis.

Fig. 3. (A) Simple slave station. (B) Slave station that can originate call. (C) Privacy feature added to the circuit of (B). (D) Circuit variation to eliminate the need for a fourth conductor. See text.



SURVEY OF TRANSISTOR DEVELOPMENT


By

B. N. SLADE

Tube Dept., Radio Corporation of America
Harrison, New Jersey

Part 3. Concluding article covers simple transistor amplifier circuits and designs for other applications.

Two views of an RCA transistor. The unit at the left is complete, with components embedded in plastic. Unit at right is still under construction.



IN THIS, the concluding article in this series, we will consider some simple transistor amplifier circuits, other transistor circuit applications, and several other types of germanium devices.

Transistor Amplifier Circuits

It is interesting to compare the amplifier circuit properties of the point-contact transistor and the junction transistor. A number of amplifier circuit connections are possible to obtain several combinations of input and output impedances. In the case of the point-contact transistor, however, special consideration must be given to the circuitry. If the internal feedback resistance is too large, and if the current amplification factor is greater than unity, the circuit may become unstable and oscillations will occur. It can be seen in the curves in Fig. 3, Part 2 (September issue, page 64) that the internal feedback resistance varies with the operating point. The current amplification factor may also vary somewhat with collector voltage, thus making the circuit stability dependent upon the d.c. biases. Resistance placed in series with the emitter and collector leads helps to suppress these oscillations, but may decrease the power gain of the circuit. For example, the input impedance to the grounded-base amplifier circuit shown in Fig. 1 is approximately 500 ohms and the output impedance is approximately 10,000 ohms. If the internal feedback resistance is too large, additional resistance necessary to stabilize

the circuit will exceed these impedance values and, therefore, reduce the gain of the circuit. Point-contact transistors which have a very low value of internal feedback resistance, less than 100 ohms, for example, usually have such low feedback that amplifier circuits require no special stabilization. It is desirable in some r.f. circuits, particularly, that the transistor be stable under low impedance conditions such as off-resonance of a parallel-tuned circuit.

In the case of the simple junction transistor, the current amplification factor is always less than unity, and oscillations cannot occur. Ryder and Kircher¹ have pointed out that the grounded-base circuit is analogous to an electron-tube grounded-grid circuit if the emitter, base, and collector of the transistor are compared to the cathode, grid, and plate of the electron tube, respectively. The grounded-grid electron-tube circuit also has a low input and high output impedance. The comparison is particularly appropriate in the case of the junction transistor, which, like the tube circuit, is stable even under extreme short-circuit conditions.

If the emitter is grounded, as in Fig. 2, higher input impedances and lower output impedances may be obtained. Higher power gains may be obtained with this circuit configuration than with the grounded-base circuit,

but in point-contact transistors the feedback may become large and lead to instability. If junction transistors are used, this type of circuit is similar to an electron-tube grounded-cathode circuit.

Higher input impedances and lower output impedances may also be obtained if the collector is grounded, as in Fig. 3. This circuit can become unstable if a point-contact transistor is used, and the power gain which may be obtained is low. However, the junction transistor can be used to good advantage in this circuit, because power gains ranging from 10 to 20 db may be obtained with input impedances and output impedances on the order of 200,000 and 50,000 ohms, respectively. In fact, appreciable gain may be obtained using equal input and output matching impedance, thus making cascading of several stages of amplification feasible. This circuit is similar to the electron-tube grounded-plate or conventional cathode-follower circuit.

Table 1 shows typical values of input and output impedances and power gains for all three types of circuits for both junction-type and point-contact transistors. It will be noted that in the grounded-emitter and grounded-base circuits the input and output impedances of the point-contact transistor may actually become negative values, a condition which indicates that these circuits are potentially unstable. These characteristics of the point-contact types, which lead to potential instability in amplifiers, are of

1. Ryder, R. M. and Kircher, R. J.; "Some Circuit Aspects of the Transistor" *Bell System Technical Journal*, Vol. XXVIII, pages 367-401, July, 1949

great advantage in oscillators and trigger devices.

Other Circuit Applications

When considering the possible circuit applications for the two types of transistors, one must be aware of the advantages and limitations of both types.

At the present time, the advantages of high gain, low noise, and greater stability of the simple junction transistor can be utilized at frequencies up to several megacycles in applications such as r.f. and i.f. amplifiers of standard broadcasting receivers. In addition, power outputs greater than one watt appear to be possible in oscillator and amplifier applications in the audio frequency and low frequency ranges. Another feature of the junction transistor is its ability to amplify and oscillate with microwatt power inputs.

The frequency response of the point-contact transistors, on the other hand, is somewhat higher than that of junction types. As with junction types, point-contact types which are currently available can be made to oscillate and amplify over the broadcast-frequency band. When used as an amplifier, point-contact transistors have a relatively flat response over the entire broadcast band and beyond. Types now under development will operate at considerably higher frequencies. Feedback in these units has been reduced to values which make stable operation at radio frequencies practical. The point-contact transistor, therefore, may also have considerable application in radio circuits and may be used in intermediate-frequency amplifiers, radio-frequency oscillators, and other circuits not associated with the high-power stages of r.f. systems. Point-contact transistors have been developed which are capable of oscillating at frequencies well over 100 mc. Oscillations at frequencies higher than 200 mc. have been obtained; one developmental unit has oscillated at a frequency over 300 mc.

One of the most important uses of the point-contact transistor probably will be in counter circuits. A number of recent publications² describe some basic circuits which utilize the negative resistance properties of one or more transistors. These circuits generate pulses of various waveforms, store information for varying periods of time, add, subtract, multiply, and divide. Up to the present time these functions, and many others, have been performed in electronic computers by large numbers of electron tubes for which the heater-power supplies alone have been considerable. Use of the transistor would obviously alleviate this situation since no heater power is required. Furthermore, little d.c. power is necessary for operation. The adverse characteristics of transistors with regard to frequency response, noise, and power output are relatively unimportant factors in computer circuits. Computers which employ ger-

manium devices would have the advantages of small size, ruggedness, and economy of operation and maintenance.

Other Germanium Devices

The progress in the field of germanium devices is not limited to the field of transistors. While the point-contact germanium diode has already attained commercial acceptance, new types of diodes utilizing the "p-n" junction rectification characteristics are being developed. One diode power rectifier which utilizes a p-type or acceptor impurity metal diffused onto a pellet of germanium has already been described.³ Peak inverse voltages of 400 volts are permissible with these devices which have very low resistances in the forward direction and current-carrying capabilities as high as 350 milliamperes. When the relative infancy of the germanium power rectifier is considered, it is difficult to estimate the ultimate importance of these devices. Because of improved efficiency, however, they appear to be suitable both as a replacement for the selenium rectifier and as an advantageous substitute for certain types of rectifier tubes.

Another germanium device of considerable significance is the phototransistor.⁴ This photocell is a photoconductive device and operates on the principle that light absorbed by germanium changes its conductivity. In the phototransistor, a point contact acts as the collector and draws a small amount of current. Light in the vicinity of the collector increases the conductivity of the germanium and the current through the collector.

The first transistor was announced only three and one-half years ago. Great strides have been made in learning the fundamental theory of operation of transistor devices, and much progress has been made in the knowledge of the control of transistor characteristics and manufacturing proc-

2. Eberhard, E., Endrey, R. O., and Moore, R. P.; "Counter Circuits Using Transistors," *RCA Review*, Vol. X, No. 4, page 459, December, 1949.
3. Saby, J. S.; "Recent Developments in Transistors and Related Devices," *Tele-Tech*, Vol. 10, No. 12, December, 1951.
4. Shive, J. N.; "The Phototransistors," *Bell Laboratories Record*, Vol. XXVIII, No. 8, pages 337-342, August, 1950.

Table 1. Input and output impedances and power gains for three circuit applications.

GROUNDED-BASE AMPLIFIER CIRCUIT		
	Junction Transistors	Point-Contact Transistors
Input Impedance	90 ohms	180 ohms
Output Impedance	0.4 megohm	14,000 ohms
Power Gain	37 decibels	20 decibels
GROUNDED-EMITTER AMPLIFIER CIRCUIT		
	Junction Transistors	Point-Contact Transistors
Input Impedance	620 ohms	1800 ohms
Output Impedance	54,000 ohms	—8000 ohms
Power Gain	41 decibels	28 decibels
GROUNDED-COLLECTOR AMPLIFIER CIRCUIT		
	Junction Transistors	Point-Contact Transistors
Input Impedance	40,000 ohms	—37,000 ohms
Output Impedance	1000 ohms	—10,000 ohms
Power Gain	17 decibels	14 decibels

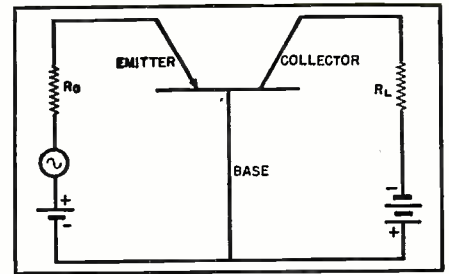


Fig. 1. Layout whereby the transistor is used in grounded-base amplifier circuit.

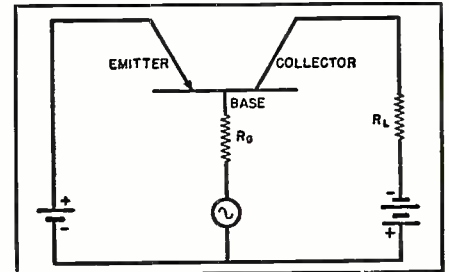


Fig. 2. A transistor grounded-emitter amplifier circuit, as discussed in the text.

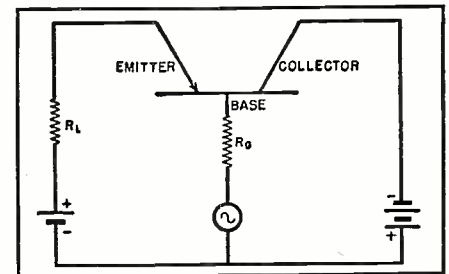


Fig. 3. The transistor grounded-collector amplifier circuit. See text for details.

esses. There appear to be a number of fields in which transistors will be used widely and to great advantage. Further improvements in their characteristics may be expected as research and development continue.

Acknowledgment

The author wishes to acknowledge the advice and contributions of Mr. E. W. Herold and Dr. J. Kurshan of the RCA Laboratories Division, Princeton, N. J., and of Mr. R. M. Cohen and Mr. H. Nelson of the RCA Tube Department, Harrison, N. J.

A VERSATILE WAVEMETER

By

JACK ROBERSON

Construction details on a simple unit which can be used as a wavemeter and field strength meter, a modulation quality monitor, a d.c. meter, alignment indicator for voice coil connections, a grid-dip adapter, and an absorption meter.

PERHAPS one of the biggest problems confronting the beginning amateur is the construction of coil-condenser combinations that will tune to the right frequency—this is especially true in the building of oscillator circuits. That first transmitter is usually only an oscillator circuit with perhaps an added amplifier stage. Building that first transmitter is lots of fun, but getting it to work can be quite another matter, especially if no test equipment is available. Usually, the beginning amateur checks frequency with his receiver since a receiver is nearly always present, but difficulty is sometimes experienced, especially if the receiver happens to be a superheterodyne. Unless the set has excellent image rejection, a strong signal will be received at at least two points on the dial—one at the proper point and one on the other side of the receiver's local oscillator. The receiver will also respond to the various i.f. frequencies produced between the harmonics of the test oscillator and the receiver's oscillator; all of these responses are present in the superhet and can cause a lot of grief during that first tune-up. Unless the receiver has an "S" meter, relative signal strengths are also difficult to determine.

Another commonly used tuning device is the closed loop of wire connected to a low current flashlight bulb. By holding this loop near the coil of the oscillator or the amplifier and watching the brilliance of the bulb, you can tell when a circuit is putting out the maximum amount of energy—of course a bulb that indicates frequency is quite a rarity indeed. The loop of wire must be held very close to the circuit under test in order to obtain sufficient energy to light the bulb, and this is sometimes a little dangerous when you consider that your hand may come in contact with high r.f. voltages.

One of the simplest frequency indicating devices is the absorption meter which has no meter at all but is merely a coil and calibrated variable condenser. The absorption meter operates by absorbing a small amount of energy from the circuit under observation which causes the meter in the circuit to either dip or rise, depending on whether it is the grid circuit or plate circuit. The absorption meter at resonance absorbs the largest amount of energy, and by calibrating the variable condenser you can readily determine the frequency of the circuit. This basic absorption meter circuit is shown in Fig. 2A. Although reasonably accurate, the absorption meter is not able to indicate signal intensity—it is limited to frequency indications only. By adding an indicator to the absorption meter, the relative signal strength may be observed. This results in a device known as a wavemeter, the circuit of which is shown in Fig. 2B. As C_1 is tuned to resonance with the frequency under test, the circulating current in the tank composed of C_1 and L_1 increases to maximum. Maximum current is induced in the coil L_2 , and is rectified by the crystal rectifier causing M to indicate a maximum reading. The tuning of the oscillator or amplifier for more output will cause the meter to swing further upscale. The wavemeter, although simple in its construction, can overcome many of the objections encountered in using the receiver or the flashlight bulb methods of frequency and resonance indication.

The accuracy of the wavemeter depends primarily upon the care taken in the calibration of the variable condenser. The lower-priced commercial models are roughly calibrated for the amateur bands and cost around \$15. One company manufactures a wavemeter that is a precision instrument complete with detailed calibration charts and costs many times more than the lower-priced models. The ac-




Fig. 1. Over-all view of home-built wavemeter. It will measure frequencies from 2 to 70 mc. in four overlapping bands.

curacy of the wavemeter described in this article will depend mainly on your needs as well as the care you exercise and your skill. The wavemeter will measure frequencies from 2 mc. to 70 mc. and has a dial divided into four bands: 2 to 6 mc., 5 to 15 mc., 11 to 35 mc., and 23 to 70 mc. No special test equipment is needed to calibrate the wavemeter other than a signal generator or a receiver. If the instrument is to be used by a radio technician, a range covering the broadcast band would be very desirable. The construction of the wavemeter requires no special tools or gimmicks; precision resistors are eliminated; coil forms may be any reasonable size if allowance is made for removing or adding turns; and the variable condenser is of the small variety commonly found in surplus stocks. In order to increase the versatility of the instrument some refinements have been added which make it possible to use the wavemeter for a number of other things such as a grid-dip adapter, tuning meter for d.c. currents (three ranges), field strength meter, audio tuning device for connection to the voice coil leads of a receiver during alignment, phone quality monitor, and of course an absorption meter. Many of the various functions utilize parts that are in common with some of the other functions. The various functions are easily omitted to meet the needs of the builder.

Construction

The wavemeter case was constructed from scrap aluminum sheet and meas-

ures 7" high x 4" wide x 3" deep. Suitable factory-made boxes are obtainable at low cost. The condenser, C_1 , is mounted directly below the coil form (Fig. 4) to permit short connections, and directly in front of the coil form socket is located the pin jack, J_1 . Above the meter in Fig. 1 from left to right will be seen the "wavemeter-current" switch, S_1 , the meter shunt switch, S_2 , and the headphone jack, J_2 . The crystal rectifier is soldered to the pin jack, J_1 , and the switch, S_1 . Nearly any of the surplus crystals are suitable if their limitations are kept in mind—mainly their current carrying capabilities. The original model uses a 1N23 type, but a type 1N34 would have been more satisfactory. If meter shunts appear to be precision-wound resistors, and you are slightly leery of their construction, the following procedure will simplify the selection of those used in this instrument. R_2 , the meter shunt for the 10 ma. range, is a 10-ohm resistor. This resistor can either be constructed or purchased depending on the number of resistors on hand. The purpose of R_2 is to decrease the meter reading when testing strong r.f. energy or when measuring more than 1 ma. of current. R_2 is the proper size when it causes the meter reading to decrease to 1/10 its normal reading, i.e., if a meter is hooked up as shown in Fig. 3A, and the potentiometer is adjusted for full-scale reading, the addition of R_2 in shunt with the meter should cause the meter to read 1/10 of full scale. R_1 is the resistor which makes it possible to measure currents up to 100 ma., and is easily made from a length of nichrome wire. Once again the potentiometer of Fig. 3A is set for full scale meter reading; connect one end of the nichrome wire to a meter terminal and vary the length of wire which touches the other meter terminal until the meter reading decreases to 1/100th of its former reading without the shunt. The length of nichrome wire can be wound around a strip of lucite or plastic and is secured at the ends with small machine screws. Convenient pigtails can also be connected to the machine screws to enable solder connections since nichrome wire isn't easily soldered.

The coils are wound on 4-prong, 1½" diameter coil forms although other sizes may be used if allowances are made. No special precautions are necessary although the wire on the coils should be cemented with coil dope at various points to keep the calibration from changing once the wavemeter is completed.

Calibration

Calibration may be accomplished in a number of ways. Perhaps the easiest way is to generate known frequencies with a signal generator and to mark the wavemeter dial at convenient points. If a receiver is available with an "S" meter, calibration is possible without using a signal generator. Connect an antenna to J_1 on the wavemeter and connect the chassis ground of

the wavemeter to the antenna input on the receiver. Tune in a signal on the receiver at a desired calibration point—even a noise frequency is permissible. When the wavemeter is tuned to the incoming frequency, a dip will be noticed in the "S" meter reading. If the receiver has no "S" meter, it is possible to use the receiver's local oscillator as a signal generator, providing, of course, that you know whether or not the receiver's local oscillator operates above or below the incoming frequency, and the receiver's i.f. frequency is known. The two most commonly used bands are put on the outer edge of the dial card to make the reading of these ranges easier.

Various Uses and Hints

Wavemeter and Field Strength Meter—The "wavemeter-current" switch, S_1 , is put in position "A" or the "up" position. The proper coil is inserted, and the variable condenser, C_1 , is rotated until the meter indicates that maximum circulating current is present in the tank circuit of the wavemeter. Frequency is then indicated directly on the dial. S_2 reduces the meter reading if the meter "pins" when measuring strong r.f. fields. For very weak r.f. signals the signal may be connected directly to J_1 and ground on the wavemeter which causes the meter to read upscale. When C_1 is tuned to the frequency of the signal, the meter will dip, indicating that the wavemeter is absorbing maximum energy from the source. The calibration for this latter method will be slightly different from the previous method due to the loading effect on L_2 .

Modulation Quality Monitor—A pair of headphones inserted in the headphone jack when the instrument is used as a wavemeter will disconnect the meter and allow modulation quality of the signal to be heard. For extremely sensitive readings connect a 50 microampere meter to the headphone jack when using the instrument as a wavemeter.

Direct-Current Meter—For the 1 ma. and the 10 ma. ranges S_1 should be in position "A", with the coil form removed. The phone plug to which the current connections are made should be loosely inserted into the headphone jack so that it does not cause the closed-circuit phone jack to open since this would disconnect the meter. The sliding switch, S_2 , changes the range from 1 to 10 ma. For the 100 ma. scale S_1 must be in position "B." The current to be measured is connected to the headphone plug, and the plug is completely inserted into the phone jack. S_2 should be opened for accurate measurements.

Fig. 2. (A) Basic absorption meter circuit. (B) Circuit diagram of a simple wavemeter.

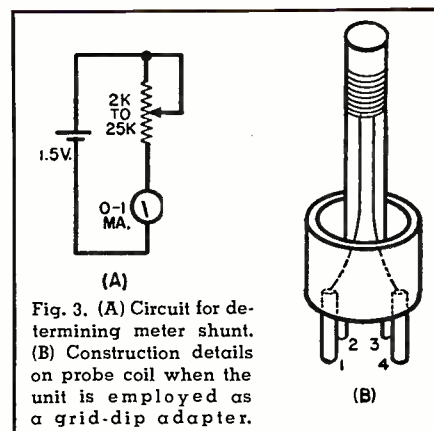
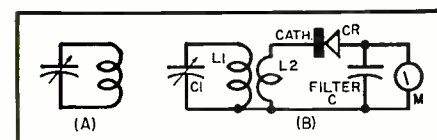


Fig. 3. (A) Circuit for determining meter shunt. (B) Construction details on probe coil when the unit is employed as a grid-dip adapter.

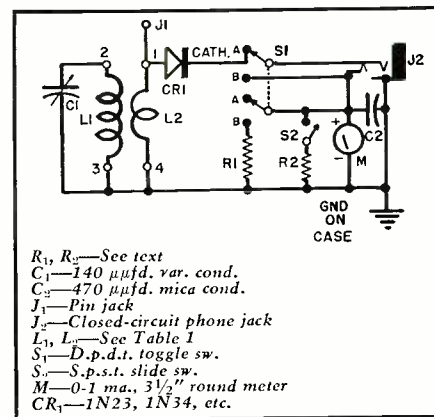


Fig. 4. Complete schematic diagram covering the simple absorption-type wavemeter.

L_1	2-6 mc.—42 t. #24 en., spaced 1 3/8"
	5-15 mc.—16 t. #18 en., spaced 1 1/2"
	11-35 mc.—6 t. #18 en., spaced 1 1/8"
	23-70 mc.—2 t. #18 en., spaced 1"
L_2	2-6 mc.—13 t. #26 en., closewound
	5-15 mc.—6 t. #26 en., closewound
	11-35 mc.—4 t. #26 en., closewound
	23-70 mc.—2 t. #26 en., closewound

Note: L_1 and L_2 are separated by 1/4" spacing.

Table 1. Coil winding data for wavemeter.


Alignment Indicator for Voice Coil Connections—Set S_1 to position "A," with the coil form removed. Connect the voice coil leads to J_1 and ground on the wavemeter. If the volume is so great that the meter "pins," connect a resistor in series with one of the voice coil leads to the wavemeter.

Grid-Dip Adapter—The wavemeter can be used as an adapter in a couple of ways. A few turns of wire from the "hot" lead of the signal generator are wrapped around the tank circuit under test, and another lead is closely coupled to the tank circuit and is plugged into J_1 . When the signal generator is tuned to the frequency of the coil-condenser combination under test, the tank circuit will radiate the maximum amount of energy into the wavemeter. The coil for the lowest frequency band on the wavemeter should be used in the preceding test. Another method which is a little more satisfactory consists of making a special probe coil on the end of a piece of round lucite or plastic. This coil is about 100 turns of #28 enameled wire, and the ends of the wires are soldered

(Continued on page 110)

Mac's RADIO SERVICE SHOP

By JOHN T. FRYE



TV WITHOUT RADIO

MAC was regarding his assistant, Barney, with a frown of strong disapproval. That worthy young man, blissfully oblivious of his boss's stern gaze, was attempting to align the miniature i.f. transformers of an AM-FM set by thrusting the metal bit of a tiny screwdriver into the hexagonal openings in the top of the tuning slugs and trying to turn them with this makeshift. Now and then the screwdriver bit would wedge in the opening enough to allow the slug to be turned a little, but most of the time it just slipped around inside the hole.

Suddenly Mac reached over with the duck-bill pliers he held in his hand and took a firm grip on the lobe of Barney's ear.

"Hey! Lookout! Leggo! What are you trying to do?" the boy exclaimed as he squirmed ineffectively to free his ear from the bite of the pliers.

Without saying a word Mac led the struggling youth to a wall cupboard and pulled out a drawer with his free hand.

"Now there," he said, "as you well know, is every kind of an alignment screwdriver, wrench, and wand that we have been able to find on the market. This little white job is specifically made to fit the openings in the slugs of those i.f. transformers. Don't ever, *EVER* let me catch you using anything but it on those transformers again."

Barney rubbed the ear that Mac finally released and mumbled, "The i.f.'s just needed a little touching up, and I didn't want to take the time to get the alignment tool. I was doing all right with that screwdriver."

"You were not!" Mac denied categorically. "All you were doing was reaming out the holes in those slugs

until pretty soon nothing would turn them, and on top of that you were taking a strong chance of breaking the slug and making it necessary for us to install a new transformer at our expense. Worse yet, the presence of the metal screwdriver bit in the fields of the windings made proper adjustment of the transformers impossible. A guy who would do a thing like that is capable of committing the unpardonable sin of mechanics: using a screwdriver as a chisel by hammering on the end of the handle.

"I'm serious about this, Barney," Mac went on. "A good mechanic or a good technician is one who has and uses the proper tool for doing every job he ordinarily encounters. Using makeshift tools is a sign of laziness and incompetence and invariably results in slovenly work. Once you start using straight screwdrivers on *Phillips* screws, corner-rounding monkey wrenches on hex nuts, and so on, these bad habits grow on you and become harder and harder to break. In a way it is too bad that radio men are called upon to use a lot of hand tools without ever having had the training of working in a garage or machine shop. If we had served an apprenticeship in one of those places, our bad mechanical practices would have been nipped in the bud right in the beginning in no uncertain or easily forgotten fashion."

"I'm sorry, Mac, that I slipped up that time," Barney said as he picked up the tuning wrench and started re-adjusting the i.f. transformers. "It won't happen again. But now, without seeming to want to change the subject, there's something else I'd like to talk to you about. Yesterday I got a letter from my cousin who lives in

Chicago, and he asked me a couple of questions that I think you can answer better than I can. He has been thinking about starting to study television with the idea of going into service work, but he says his friends discourage the idea. They tell him it will take too long to learn television because first he will have to master the theory and practice of radio servicing, even though he does not intend to do radio service. How about that? Do you think it is possible to start right in studying television without having a radio background? How much help do you think a good knowledge of radio really is when it comes to mastering television?"

"What do you think," Mac asked.

"Well, I don't really know. Working here with you, I have sort of picked up what knowledge I have in both fields in a pretty well-scrambled form, and I have never made any attempt to separate them in my mind. I do know this, though: we don't go at running down TV troubles the way we do radio troubles. Even the instruments we use in each case are different."

"That's about the story," Mac said. "It is pretty difficult for us old timers to have to admit that several years of experience in radio repairing is not an absolute essential to becoming a good TV technician, but that is the fact. Some of the crackerjack television technicians of today never worked at repairing radios at all. Their entire schooling and experience has been with video sets."

"Wouldn't they have been still better technicians if they had been exposed to a few years of fixing radios?"

"I'm not at all sure about that. It depends a lot on how flexible or set in his ways the individual technician is and also on how much of his radio knowledge is held in the form of sound and clearly-understood theory and how much in the form of mere experience."

"The bull-headed type of radio technician insists on using exactly the same technique in TV servicing that he uses in radio repairing. He can hardly wait until he gets an ailing TV chassis upside down so that he can start probing with his meters, looking for shorted condensers, incorrect voltages, etc. The fellow with an adaptable mind, on the contrary, will soon realize that you can learn a lot more about what is wrong with a television set by studying the face of the tube than you can by prodding around in the bottom of the chassis. He will start concentrating on test pattern symptoms. The cathode-ray oscilloscope, that was used only on very rare occasions in radio service, will become his right hand in running down TV ailments."

"But won't his knowledge of radio help him *any*?"

"Certainly it will, for no knowledge is entirely wasted. His radio background will be particularly helpful if he has thoroughly mastered the

(Continued on page 104)

MOST USEFUL TV INSTRUMENT YET DEVELOPED

HICKOK Model 650 VIDEO GENERATOR



MODEL 650

Read What Typical Users Say

F. W. GIBBONS
TELEVISION, RADIO AND REFRIGERATION SERVICE
104 SOUTH GARDNER STREET
DAYTON, OHIO

My Hickok Model 650 Television Video Generator is the most time saving instrument I have ever used. Television Service companies who don't have this instrument should get one, and they could turn out three times as much work.

— F. W. Gibbons

THE LIVELY TECHNICAL SCHOOL
Civic, South Beach and Park Avenues
TALLAHASSEE, FLORIDA

I am very much impressed with the Hickok Model 650 Video Generator. I feel that you have made a great contribution to the servicing trade by producing this fine instrument within the reach of all. In my opinion, no self-respecting TV service organization should be without one. Hickok has again pioneered with a quality piece of equipment at a price anyone can afford.

— Donald T. Birch,
Radio-TV Instructor

COMMONWEALTH TELEVISION
INSTALLATION & SERVICE COMPANY
186 CONCORD AVENUE
CAMBRIDGE 38, MASS.

Your Hickok Model 650 Video Generator is the most practical single piece of television test equipment offered to the TV serviceman. I like every feature about it, and believe me, I have seen it used in every way possible.

Jack P. Moore,
Service Manager

CAPLHANT-FARNSWORTH CORPORATION

The Hickok Model 650 is, without a doubt, one of the most useful instruments yet developed for the Television Servicing Technician.

— Ray S. Guichard,
Mgr. Service Training

This \$1.00 Book
FREE



LIMITED
TIME
OFFER
TO
TV
TECHNICIANS

THE HICKOK ELECTRICAL INSTRUMENT COMPANY

10524 Dupont Avenue

Cleveland 8, Ohio

Gentlemen:

Kindly send me a free copy of your new one-dollar, 32 page illustrated book showing detailed description of the latest methods of television servicing with the Hickok Model 650 Video Generator.

Name _____


Street _____

City _____ Zone _____ State _____

HARVEY

Always with the FINEST

THE ORIGINAL WILLIAMSON HR-15 AMPLIFIER KIT




The famous, original Williamson HR-15... still acclaimed the leader... in kit form, with the original Partridge output Transformer. Assemble this kit, and in 3 hours or less, enjoy the finest sound you ever heard. Operates from a tuner, phono-preamp, crystal pick-up, or other signal source. Absolute gain is 70.8 db with 20 db of feedback. Frequency response: $\pm .5$ db, from 10 to 100,000 cps. Output impedances to match all speakers from 1.7 to 109 ohms. Kit is complete with 5 tubes (1-5V4, 2-6SN7, and 2-5881 (or 807 if requested), 2-Punched Chassis, 2-Resistor Mounting Strips, Sockets, Partridge WWFB Output Transformer, Assembly Instructions, and All Other Necessary Parts for Amplifier and Power Supply. \$76.50

HR-15, as above, but with Partridge CFB Output Transformer (Hermetically Sealed)\$90.00

PARTRIDGE OUTPUT TRANSFORMERS— Available Separately. WWFB.....\$26.00 CFB.....\$40.00

HR-15T WILLIAMSON Kit—Furnished as above, with TRIAD Transformers and Chokes\$69.50

NOTE: HR-15 and HR-15T Kits may be had with British KT-66 Output tubes for \$3.00 additional.



ELMAC-A54 Under-dash Mobile Xmtr.

Weights: 14½ lbs.
Measures: 7½" x 7½" x 12"

For Carbon Mike. Input.....\$139.00
For Dynamic or Crystal Mike 149.00
Power Supply, 110 volts AC..... 39.50

MORROW CONVERTER


An efficient Mobile Converter... Easy to operate... Sturdy construction for long, trouble-free service.



Model 3BR for 10-20-75 meters\$64.95

SONAR MOBILE Rcvr. Model MR-3

Complete coverage for 10-11-20-75 meters. 8 tubes, 4.5 watts audio output.




1 Microvolt signal produces 0.5 Watt audio output. A.N.L. and B.F.O. are push-button operated. Requires 250 Volts at 60 to 80 mhz.

Size: 4-9/16" x 5-3/16" x 5-11/16".
Complete with tubes... less power supply and speaker\$89.95

See you at the Audio Fair—Rm. 631

NOTE: Price Net, F.O.B., N.Y.C. and subject to change without notice.

Telephone  LUxemburg 2-1500

HARVEY RADIO COMPANY, INC.

103 West 43rd St., New York 36, N. Y.

SINUSOIDAL SWEEP EXPANSION

By

STANLEY E. LEHNERT, W9NDK

Add this simple circuit to your scope and increase its usefulness for television receiver servicing.

PROBABLY one of the most difficult television waveforms to examine with the conventional oscilloscope is the vertical synchronizing pulse interval and the successive steps of integration as it is shaped for vertical synchronization. The inadequacy of horizontal gain and the natural sync point for the sweep oscillator normally force one to resort to an expanded sweep with accurate phasing. Oscilloscopes incorporating these refinements are available but due to the increase in cost normally fall beyond the reach of the average technician. It is the purpose of this article to present a circuit which, in most cases, can be constructed from available used parts; that will add versatility to the conventional oscilloscope; and enable one to investigate problems of poor interlace.

Since most television stations phase their synchronizing generators with the power line, the use of a 60-cycle sinusoidal sweep for horizontal deflection in the oscilloscope becomes feasible. Examination of a sinusoidal wave, however, will reveal that linearity of sweep can be obtained over rather small portions of the complete cycle. This offers no difficulty since the interval of the vertical synchronizing pulse also represents a small interval of field scanning time.

In Fig. 2, it can be seen that linear representation of the synchronizing pulse interval will be produced if the sinusoidal sweep voltage is phased so that the pulse interval occurs during the sweep voltage interval from A to B.

Since the rate of change of deflecting voltage is greatest during this interval, considerable expansion will take place. This expansion, coupled with full gain capabilities of the hori-

zontal amplifier, will result in complete coverage of the cathode-ray tube by the vertical synchronizing interval, and provide a very stable waveform analysis.

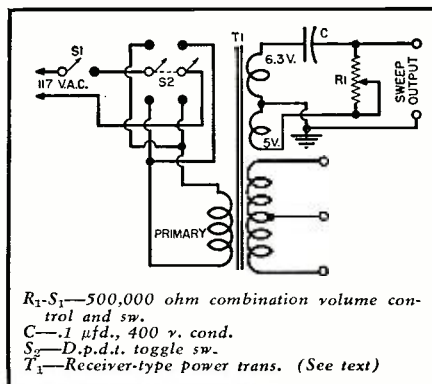
The circuit necessary for such a sweep is shown in Fig. 1, and will be recognized as a 180-degree phase-shifting network. The transformer used in this illustration is a small receiver type power transformer having only two heater windings, a 5 volt winding and a 6.3 volt winding, respectively. In order to produce sufficient drive for the horizontal amplifier in the average oscilloscope, it was found necessary to phase the two heater windings.

Slight changes in sweep amplitude are apparent as the phase is shifted, because of this unbalance, but this presents no difficulty. Since two television stations may be phased with the same power line and still be separated by 180 degrees, the use of a double-pole, double-throw switch in the primary side of the power transformer will eliminate the necessity for reversing the power plug. Placing the switch in the opposite position automatically shifts the phase of the sweep voltage by 180 degrees and insures that the scanning sequence will be from left to right, in order to give natural reproduction of the viewed wave.

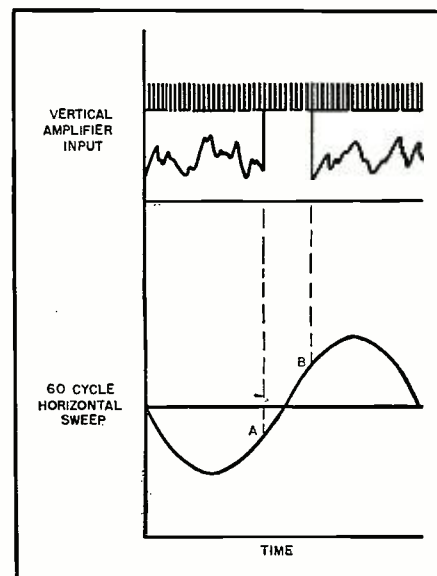
If an intensity modulation terminal

Fig. 2. Linear representation of the synchronizing pulse interval produced when sweep voltage is phased so that the pulse interval occurs during the sweep voltage interval from points "A" to "B" on display.

Fig. 1. Circuit to be added to scope to provide sinusoidal sweep expansion.



R₁-S₁—500,000 ohm combination volume control and sw.
C—1 µfd., 400 v. cond.
S₂—D.p.d.t. toggle sw.
T₁—Receiver-type power trans. (See text)



THE WORLD'S FIRST BROAD BAND YAGI.

CHANNEL MASTER'S
new futuramic

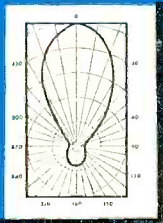


The first antenna ever built that combines . . .

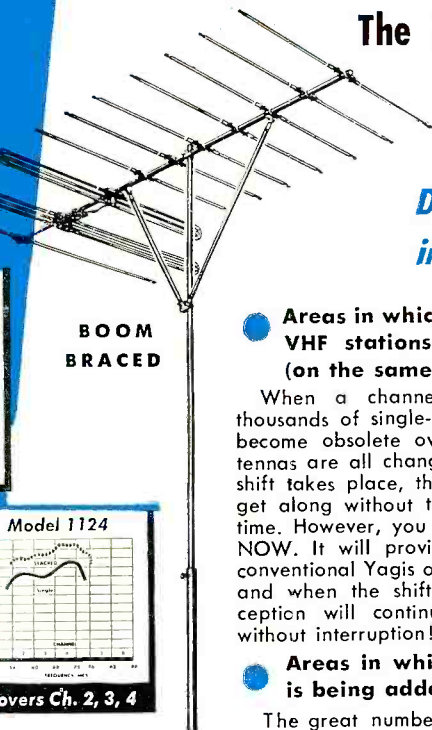
- Broad band coverage *with the*
- High gain and directivity of the Yagi

Designed for service TODAY and TOMORROW — in these 3 booming VHF markets:

Horizontal Polar Pattern



BOOM BRACED



- Areas in which the FCC has ordered VHF stations to change channels (on the same band).

When a channel-shift takes place, the thousands of single-channel Yagis in use will become obsolete overnight. Unless such antennas are all changed on the same day the shift takes place, the set owner will have to get along without television for a period of time. However, you can install the Futuramic NOW. It will provide better reception than conventional Yagis on the present channels — and when the shift occurs, this superior reception will continue on the new channel without interruption!

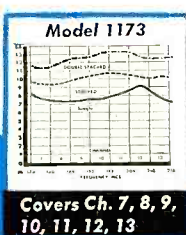
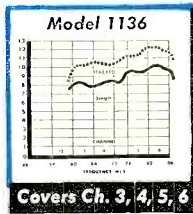
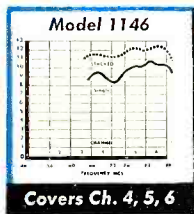
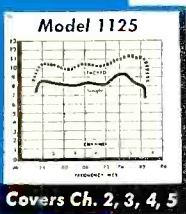
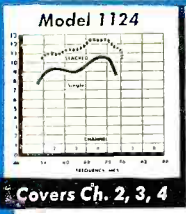
- Areas in which a new VHF station is being added to the present one.

The great number of single-channel Yagis

now in use will not bring in the new channel. If an additional Yagi is installed, it will have to be tied into the present installation with separate leads and a switching system. However, ONE Futuramic will do the job of BOTH antennas — at lower cost — with better results on both channels.

- Areas served at present by two or more VHF stations (on the same band).

In such areas, the installation man has had to compromise between conventional broad band antennas, and separate Yagis for each channel. Only the Futuramic will give you the full advantages of both. It combines highest gain and sharpest directivity with simple, economical installation.



Model No.	Channels Covered	List Price
1173	7, 8, 9, 10, 11, 12, and 13	\$20.83
1124	2, 3, and 4	\$40.97
1125	2, 3, 4, and 5	
1136	3, 4, 5, and 6	
1146	4, 5, and 6	

SHATTERS all performance records!

- Channel for channel, the Broad Band Futuramic will outperform any conventional SINGLE-CHANNEL Yagi.
- On each of its specified channels, one single Low Band Futuramic will outperform any 4-bay conical or fan array.
- A single High Band Futuramic will outperform any 2-bay conical or fan array on every channel from 7 to 13.
- A high-low Futuramic combination is the most sensitive array ever devised for all-channel VHF reception.
- And the Futuramic uses Channel Master's famous Z-Match system for maximum stacking gain.

Write for complete technical literature.

CHANNEL MASTER CORP.

ELLENVILLE, N. Y.





.... USED BY THE
MILLIONS!



You'll find Sprague Cera-mite disc ceramics in practically every major TV and radio set on the market today!

There's a good reason for their widespread use: Not only are Cera-mites *dependable*—the Cera-mite line is *complete*! These tiny capacitors are now made in a tremendous range of values from 1 to 30,000 mmf. This means that *one* line—the Cera-mite line—handle *all* your ceramic replacement problems.

Write for Bulletin M-479 to Sprague Products Company, 51 Marshall St., North Adams, Massachusetts.

INSIST ON

Cera-mite * Capacitors

MADE BY



THE WORLD'S LARGEST CAPACITOR MANUFACTURER

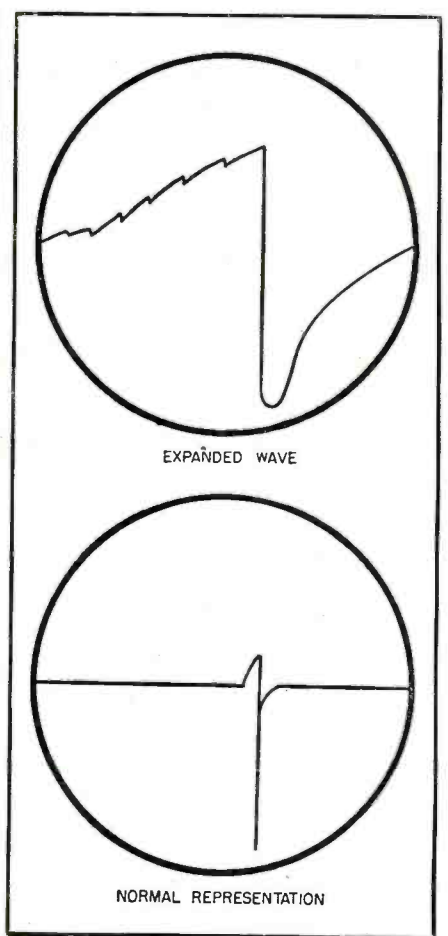


Fig. 3. Expanded wave taken between first and second sections of a triple section integrator. The sharp swing in the negative direction is produced by the vertical oscillator grid waveform and indicates the sync point of the oscillator.

is provided on the oscilloscope satisfactory blanking of the return trace can be accomplished with a sinusoidal voltage displaced 90 degrees with respect to the sweep voltage.




Operation of the circuit is quite simple and consists merely of the proper adjustment of *R*, which centers the vertical synchronizing pulse interval in the sweep period, from whence horizontal gain is increased to give the proper amount of expansion on the face of the cathode-ray tube.

If the scanning sequence appears to be from right to left, switching *S*₂ to the opposite position will give normal representation. Since the sweep rate is 60 cycles, each successive field can be checked for its point of synchronization. If interlace is poor and a pairing of lines results in the picture, each field will be seen to accept separate points on the integrator charge curve for synchronization.




In Fig. 3 the expanded wave taken between the first and second sections of a triple section integrator is shown. The sharp swing in the negative direction is produced by the vertical oscillator grid waveform and indicates the sync point of the oscillator.

Technicians will find this circuit well worth the slight effort needed to add it to their scopes.

Check these ADVANTAGES FOUND Only in HEATHKITS



- ✓ **1. Baked Enamel Lifetime Finish Panels** — Oven baked finishes for maximum durability and freedom from mars, scratches and discoloration. Panels that can really take service shop and laboratory abuse.
- ✓ **2. Save Money** — You save all expensive factory wiring costs when you build your own. And, direct factory to customer sales eliminate all middle man profits. You can have a complete Heathkit laboratory or service shop for what one or two pieces of ready built equipment cost.
- ✓ **3. Modern Styling** — New "fitted panels" and formed cabinets with rounded corners present a smart, professional appearance. Dignified appearance for prestige.
- ✓ **4. Quality Components Used Throughout** — Heathkits use well known, time and quality tested components such as Simpson, Chicago Transformer, Wilkor, Allen-Bradley, Altec-Lansing, Centralab, Cinch, Oak, Grigsby-Allison, Mallory and many others.
- ✓ **5. Extensive Factory Facilities** — Shearing, punching, forming, spot welding, etc. is done right in our own plant — controlled production for highest quality and less cost to you.
- ✓ **6. Extensive and careful engineering** — A staff of engineers working in a modern, well equipped laboratory carefully develop Heathkits according to highest engineering practices. Your assurance of accurate, up to the minute instruments.
- ✓ **7. Complete Kits** — All the parts are right in the kit — you get all tubes, controls, transformers, meters — everything — no other components to buy. And no cutting, punching, or painting necessary — it's all done for you. Heathkits go together easily and smoothly.
- ✓ **8. Only Complete Line** — Over 30 kits available — Heathkits form the only complete line of kit-form test equipment on the market. Kits for hams, engineers, service men, schools and audio enthusiasts.
- ✓ **9. Detailed, Complete Instruction Manuals** — Comprehensive manuals tell you exactly how to build your Heathkit. Manuals contain easy-to-follow instructions, clear, large pictorials, schematic, detail drawings, etc. They make construction easy, fun, and educational.



Nine New Heathkits This Year!

EXPORT AGENT
ROCKE INTERNATIONAL CORP.
13 E. 40th ST.
NEW YORK CITY (16)
CABLE AREA-N.Y.

The **HEATH COMPANY**

... BENTON HARBOR 15, MICHIGAN

NEW *Heathkit* "Q" METER KIT

• A HIGH QUALITY Q METER AT LOW COST.

MODEL QM-1

SHIPPING
WT. 12 LBS.

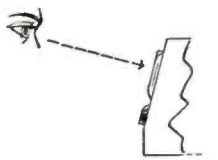
\$39⁵⁰



Measures Q and inductance of coils.



Measures Q and capacity of capacitors.



Slant face cabinet for ease in reading the meter.



• First Q METER within the price range of all.

• Read Q's of 0-500 directly on calibrated scale.

• Stable oscillator supplies R.F. frequencies of 150 kc to 18 megacycles.

• Calibrated capacitor with range of 40 mmf to 450 mmf with vernier of ± 3 mmf.

• Simple, easy operation.

• Can be used to measure small inductances or capacitors.

• Measures Q of condensers, RF resistance and distributed capacity of coils.

• Measures capacity by substitution, capacity by resonance, inductance by resonance.

• Slanted panel for convenient operation.

Another outstanding example of progressive HEATHKIT engineering. Now a highly desirable Q METER within the price range of all laboratories, schools and experimenters. No longer is it necessary to deny yourself the many measurement advantages offered by this instrument.

Use the new HEATHKIT Q METER for the following simple basic measurements: capacity by substitution, capacity by resonance, inductance by resonance and Q at the OPERATING frequency all can be read on the calibrated scales. The method used to obtain information regarding the Q of condensers, RF resistance, distributed capacity in coils, etc., is only slightly more involved. In the HEATHKIT Q METER, the generated RF signal is coupled through a cathode follower and injected across a low impedance condenser which is included in the resonant circuit under test. Large $4\frac{1}{2}$ " 50 microampere Simpson meter reads Q directly. The resonating condenser and vernier condenser are calibrated in mmf for substitution method capacity tests. The resonating condenser is also calibrated in effective capacity for resonance tests. The inductance calibration serves for rapid determination of the approximate inductance of a coil. The HEATHKIT Q METER has a generator frequency range of 150 kc to 18 megacycles. Vernier capacity covers ± 3 mmf and the resonating condenser is calibrated from 40 mmf to 450 mmf actual capacity or 40 mmf to 350 mmf effective capacity. Meter reads Q directly up to 250. Higher and lower full scale readings can be obtained by varying the injection voltage levels.

The entire kit consists of 12AT7, 6AL5, 6C4, OD3 and 6X5 tubes, 50 microampere Simpson meter, power transformer, cabinet and all other parts necessary for construction as well as instructions for assembling, testing and operation of the completed instrument.

Heathkit DECADE RESISTANCE KIT

The HEATHKIT DECADE RESISTANCE KIT is widely used by schools, experimenters and laboratories because of the extremely wide resistance range offered and the useful, dependable service provided. The DECADE consists of 5 rotary 2 deck ceramic wafer switches with silver plated contacts and twenty 1% precision resistors in a circuit which provides the resistance range of 1 ohm to 99,999 ohms in 1 ohm steps. The HEATHKIT DECADE RESISTANCE KIT is simple to construct and is housed in a beautiful polished birch cabinet with an attractive panel. The DECADE will furnish years of accurate trouble-free service.

Individual decade sections of above can be purchased separately for special applications.



MODEL DR-1
SHIPPING
WT. 4 LBS.

\$19.50

Heathkit DECADE CONDENSER KIT

Extremely useful in all experimental and design work such as determination of condenser values for: compensating networks, filters, bridge impedances, tuned circuits, etc. Uses all precision silver mica condensers within $\pm 1\%$ accuracy. Values run in three decades from 100 MMFD to 0.111 MFD in steps of 100 MMFD. Smooth acting, positive detent, highest quality ceramic wafer switches make all capacitor values easy to set up and keep losses to a minimum. Low loss dielectric terminal board mounts on outside of panel for easy cleaning. Heathkit binding posts accommodate a wide variety of test leads. Comes complete with all parts, including polished birch cabinet.

Individual decade sections of above can be purchased separately.



MODEL DC-1
SHIPPING
WT. 4 LBS.

\$16⁵⁰

SOLE AGENT
ROCKE INTERNATIONAL CORP.
12 E. 40th ST.
NEW YORK CITY (16)
CABLE ARLAB-N.Y.

The **HEATH COMPANY**

... BENTON HARBOR 15, MICHIGAN

NEW *Heathkit* OSCILLOSCOPE KIT

• NEW WIDE BAND VERTICAL AMPLIFIER ± 2 DB 10 CYCLES TO 1 MC.



Direct plate connections for modulation tests.



Displays TV sync pulses correctly.



Useful to 5 mc.




Good square wave response at 100 kc.

MODEL O-8

SHIPPING
WT. 29 LBS.

\$43.50



- New wider band vertical amplifier ± 2 db from 10 cycles to 1 megacycle useful to over 5 megacycles.

- High sensitivity in vertical amplifier. .025 volts RMS per inch deflection.

- New 3 step input attenuator input ranges X1, X10, X100.

- New 5CP1 intensifier type tube for greater brilliance.

- Terminal board and rear cabinet opening provisions for direct connections to deflecting plates.

- Newly styled formed and ventilated aluminum cabinet.

- Wide band sweep generator, 15 cycles to over 100 kc. Will synchronize with 5 megacycle signal.

- 10 tube circuit featuring push pull operation of vertical and horizontal amplifiers.

- Internal synchronization on either positive or negative peaks.

- Reproduces faithfully the front and back porches of TV sync pulses. Excellent square wave reproduction to over 100 kc.

- Optional Intensifier kit available for 2200 volt operation.

Proudly announcing the new 1953 HEATHKIT Model O-8 OSCILLOSCOPE featuring the finest performance ever offered in this extremely popular kit instrument. Improved wider band vertical amplifier featuring a new 3-step input attenuator affording smooth control of the excellent .025 volts per inch vertical sensitivity. Possibility of overloading the vertical input circuit is minimized. Greater band width in the vertical channel is a decided advantage to TV service men. Permits clear observation of all TV sync pulse detail and excellent square wave reproduction over 100 kc. 5CP1 intensifier type CR tube provides a brilliant trace with normal accelerating voltages. A handsome, ventilated cabinet with smooth rounded corners and a snug fitting drawn panel adds to the smartly styled professional appearance. Longer life is assured through cooler instrument operation. Push pull output stages in both vertical and horizontal amplifiers for balanced deflection of the spot. All of the many fine features of the previous model have been retained. Rear cabinet access to terminal board for direct connection to CR plates. The entire kit of all 10 tubes, parts, cabinet and panel as well as detailed construction manual for assembly and operation of the instrument included.

INTENSIFIER KIT: For extreme trace brilliance in special applications such as photography, group demonstrations or operation in brightly lighted areas an optional Intensifier kit providing 2200 volt operation of the CR tube is available. Kit includes high voltage filter condenser, high voltage selenium rectifier, etc. \$7.50.

Heathkit

SCOPE DEMODULATOR PROBE KIT




No. 337
SHIP. WT. 1 LB.
\$4.50

Trouble shooting or aligning TV, RF, IF and video stages requires demodulation of high frequency signals before Oscilloscope observation. The HEATHKIT SCOPE DEMODULATOR PROBE KIT was specifically developed for this application. Kit consists of a probe housing, crystal diode detector circuit, shielded cable and spade lugs. Assembly is simple and the probe will quickly prove its usefulness as an Oscilloscope accessory.

NEW *Heathkit*

VOLTAGE CALIBRATOR KIT



MODEL VC-1
SHIPPING
WT. 5 LBS. **\$9.50**

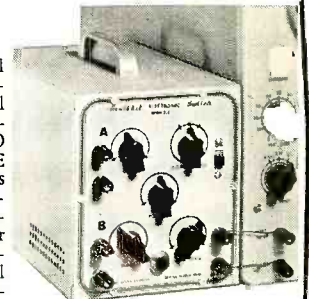
Use the Heathkit Voltage Calibrator with your oscilloscope to measure peak-to-peak TV complex waveshapes. TV manufacturer's specifications indicate correct peak-to-peak voltages and this kit will permit making these important measurements.

A big help to engineers in circuit work. Makes peak-to-peak voltage measurements of complex waveshapes of all kinds. Flat topped semi-square wave output of calibrator assures fast and easy measurement of any voltage between .01 and 100V peak-to-peak.

The Voltage Calibrator can remain connected to your oscilloscope at all times for instant use. "Signal" position connects signal under study directly through calibrator and into scope input circuit for direct observation. Eliminates transferring leads from calibrator. *A wonderful scope accessory.*

Heathkit

ELECTRONIC SWITCH KIT



MODEL S-2
SHIPPING
WT. 11 LBS.

\$19.50

A few dollars spent for this accessory will increase the usefulness of a scope immeasurably. An electronic switch will open up a whole new field of scope applications for you. The S-2 allows TWO SIGNALS to be observed at the SAME TIME — this important feature allows you to immediately spot phase shift, clipping, distortion, etc. The two signals under observation can be superimposed or separated for individual study. Each signal input has an individual gain control for properly adjusting scope trace patterns. Has both coarse and fine frequency controls for adjusting switching time. Multivibrator switching frequency is from less than 10 cps to over 2000 cps in three overlapping ranges. Kit comes complete including 5 tubes, power transformer, all controls, instruction manual, etc. *Every scope owner should have one!*

EXPORT AGENT
ROCKE INTERNATIONAL CORP.
13 E. 40th ST.
NEW YORK CITY (16)
CABLE: ARLAB-N.Y.

The **HEATH COMPANY**

... BENTON HARBOR 15, MICHIGAN

Heathkit
VACUUM TUBE

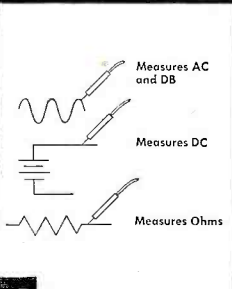
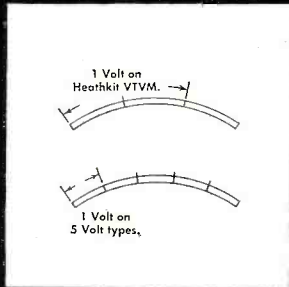

VOLTMETER KIT

• NEW 1½ VOLT RANGE ON 1953 VTVM.

MODEL V-6

SHIPPING
WT., 7 LBS.

\$24.50



• New 1½ volt low range gives over 2" of scale per volt instead of less than ¾" found on 5 volt range type.

• Increased accuracy due to expanded scales.

• New 1500 volt DC high range gives 50% greater coverage.

• Seven ranges in all. 1½, 5, 15, 50, 150, 500 and 1500 volts DC (1000 volts maximum AC only).

• Provides proper service ranges 150 volts for AC DC work and 500 volts for AC type service.

• High input impedance, 11 megohms minimizes circuit loading.

• Variety of accessory probe kits available.

• 1% precision resistors in multiplier circuits.

• 200 microampere Simpson meter.

• Center scale zero adjust.

• Transformer operated.

• Test leads included.

• New cabinet styling.

• Large, clearly marked meter scales indicate ohms, AC volts, DC volts and DB.

The 1953 Heathkit V-6 VTVM has improved ranges! The lowest range has been moved way down to 1.5V full scale. This gives 3½" of actual scale length for the 1.5V covered — that's 2½ inches per volt!! Now you can make your low level measurements faster and with greater accuracy.

And the upper range has been moved up. Readings up to 1500V DC can be readily made with new, improved VTVM — plus readings up to 1000V on AC. Higher ranges for extended use.

New vertical chassis mounting gives added chassis space for really easy wiring — no tight corners to worry about. Uses only highest quality components throughout. Simpson 200 microampere meter movement combined with 1% precision resistors in multiplier circuit insure highly accurate and dependable readings.

AC and DC voltage ranges are 0-1.5V-5V-15V-50V-150V-500V-1500V. (1000V max. reading on AC) — a total of seven ranges for convenient, accurate readings. Instrument also measures resistance from .1 ohm to over 1 billion ohms in seven handy ranges of RX1, X10, X100, X1000, X10K, X1 Meg., — all convenient multiples of 10 with no skips. Has Db scale in red for easy identification.

New panel has tough baked on enamel finish for freedom from scratches and maximum durability. Modern styled, formed, compact cabinet with rounded edges and crackle finish is truly handsome.

Comprehensive, detailed instruction manual with step-by-step instructions, figures, pictorials, etc. makes assembly a cinch.

Be sure and look over the special accessory VTVM probes below — for added usefulness.

Heathkit R. F. PROBE KIT



SHIP. WT. 1 LBS. **\$5.50**

No. 309
Extends RF range of HEATHKIT 11 megohm VTVM to 250 megacycles ± 10%.

Heathkit 30,000 V. D.C. PROBE KIT



SHIP. WT. 2 LBS. **\$5.50**

No. 336
Provides DC multiplication factor of 100 for any 11 megohm VTVM.

Heathkit PEAK TO PEAK VOLTAGE PROBE KIT



SHIP. WT. 2 LBS. **\$6.50**


No. 338
Reads on DC scale of any 11 megohm VTVM 5 kc to 5 megacycle range.

NEW Heathkit BATTERY TESTER KIT

The new Heathkit Battery Tester measures all types of dry batteries between 1½ volts and 150 volts under actual load conditions. Readings are made directly on a three-color GOOD-WEAK-REPLACE scale that your customers can readily understand. Operation is extremely simple and merely requires that the leads be connected to the battery under test. Only one control to adjust in addition to a panel switch for A or B battery types.

The Heathkit Battery Tester features compact assembly. An accurate meter movement and wire wound control mount in the portable, rugged plastic case.

Use the BT-1 to check portable radio batteries, hearing aid batteries, lantern batteries and photo flash gun batteries.




MODEL BT-1
SHIPPING
WT. 3 LBS.

\$7.50

Heathkit AC VACUUM TUBE VOLTMETER KIT

A new AC VTVM that makes possible those sensitive AC measurements required by laboratories, audio enthusiasts and experimenters. Ten full scale ranges of .01, .03, .1, .3, 1, 3, 10, 30, 100 and 300 volts RMS. 10 DB ranges from -52 to +52 DB. Frequency response within 1 DB from 20 cycles to 50 kc. Simpson 200 microampere meter with large plainly marked meter scales. Precision multiplier resistors. Two amplifier stages using miniature tubes. A unique bridge rectifier meter circuit and a clean layout of parts.

Order the AV-2 today and become acquainted with the interesting possibilities offered by this instrument.



MODEL AV-2
SHIPPING
WT. 5 LBS.

\$29.50

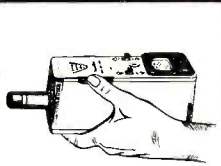
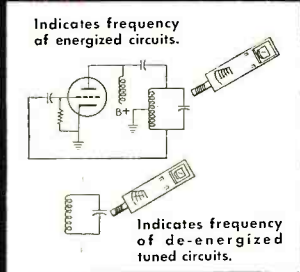
EXPORT AGENT
ROCKE INTERNATIONAL CORP.
13 E. 40th ST.
NEW YORK CITY (16)
CABLE AREA-N.Y.

The HEATH COMPANY

... BENTON HARBOR 15, MICHIGAN

NEW *Heathkit* GRID DIP METER KIT

• CONVENIENT ONE HAND OPERATION.



Complete unit easily held and operated with one hand.

MODEL GD-1

SHIPPING
WT. 4 LBS.

\$19⁵⁰



- New GRID DIP METER with assembled calibrated coils.
- Uses quality Simpson 500 microampere meter.
- One hand operation, extremely compact. Only 2½" wide by 3" high by 7" long.
- Variable meter sensitivity control.
- Uses newest type 6AF4 high frequency triode in a Colpitts oscillator circuit.
- Continuous coverage from 2 megacycles to over 250 megacycles in 6 ranges.
- Head phone monitoring jack.
- AC power transformer operated for maximum safety.

Here is the GRID DIP METER KIT you have been asking for. This new HEATHKIT instrument is compact, highly sensitive and easy to use. Housed in a handsome formed aluminum cabinet—rounded corners—durable oven baked finish on panel and cabinet. The entire instrument can be easily held and operated in one hand, tuning accomplished with the thumb wheel drive. This excellent design feature leaves the other hand entirely free for making circuit adjustments. The instrument with many applications—with oscillator energized, use it for finding the resonant frequency of tuned circuits, locating parasitics, determining characteristics of filter circuits, roughly tuning transmitter stages with power off, and neutralizing transmitters. Useful in TV and radio repair work for alignment of traps, filters, IF stages, peaking and compensation networks within the 2 to 250 megacycle range. With the oscillator not energized, the instrument acts as an absorption wave meter and indicates the frequency of radiating power sources. Locates spurious oscillations, as a relative indication of power in various transmitter stages, etc. Phone jack permits monitoring of AM transmitter for determination of radiated hum, audio quality, etc. (Head phones not included). Complete kit includes plug-in coils, tube, all necessary parts and detailed assembly and instruction manual.

Heathkit IMPEDANCE BRIDGE KIT



MODEL IB-1B
SHIPPING
WT. 15 LBS.

\$69⁵⁰

The HEATHKIT IMPEDANCE BRIDGE is especially useful in educational training programs, industrial laboratories and for experimental work. Use it for measuring AC and DC resistance value of resistors, and dissipation factor, finding coil inductance and storage factor, electrical measurements work, etc. Quality components: GR 1000 cycle hummer, GR main control, Mallory ceramic wafer silver plated contact switches, ½% precision resistors, etc. The basic circuit is a self powered, 4 arm bridge. Choice of Wheatstone, Capacitance comparison, Maxwell or Hay bridge circuits. Resistance from 10 milliohm to 10 megohm. Capacitance 10 mmf to 100 mfd. Inductance 10 microhenry to 100 henries. Dissipation factor .002 to 1. Storage factor (Q) 1 to 1000.

The IMPEDANCE BRIDGE has provisions for external generator use for measurement at other than the 1000 cycle level. Take the guess work out of electrical measurements. The HEATHKIT IMPEDANCE BRIDGE mounted in a beautiful polished birch cabinet with large easy reading panel calibrations will furnish years of accurate, trouble free measurement service.

Heathkit HANDITESTER KIT



The HEATHKIT Model M-1 HANDITESTER fulfills requirements for a portable volt ohm milliammeter. This kit features precision 1% resistors, 3 deck switch for trouble free mounting of parts, specially designed battery bracket, smooth acting ohms adjust control, beautiful molded bakelite case and a 400 microampere meter movement. 5 convenient AC and DC voltage ranges as follows: 10 - 30 - 300 - 1000 - 5000 volts. Ohms ranges 0 - 3000 and 0 - 300,000. DC milliampere ranges 0 - 10 milliamperes and 0 - 100 milliamperes. The instrument is easily assembled from complete instructions and pictorial diagrams. Test leads are included. Carry the HEATHKIT M-1 HANDITESTER in your tool box at all times for those simple jobs and eliminate that extra trip for additional testing equipment.

MODEL M-1
SHIPPING
WT. 3 LBS.

\$13⁵⁰

EXPORT AGENT
ROCKE INTERNATIONAL CORP.
13 E. 40th ST.
NEW YORK CITY (16)
CABLE ARLAB-N.Y.

The HEATH COMPANY

... BENTON HARBOR 15, MICHIGA

NEW
Heathkit

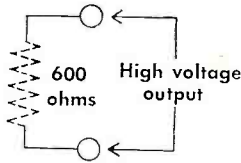
AUDIO GENERATOR KIT

• RANGE EXTENDED TO 1 MEGACYCLE

MODEL AG-8

SHIPPING
WT. 16 LBS.

\$29.50



Low impedance output
High voltage output



Sine wave output
from 20 cycles to 1
megacycle.

- Improved design — new low price.
- Frequency coverage in five ranges from 20 cycles per second to 1 megacycle.
- Response flat 1 DB from 20 cycles to 400 kilocycles. Down 3 DB at 600 kilocycles. Down only 8 DB at 1 megacycle.
- Five calibrated output voltage ranges, continuously variable 1 mv, 10 mv, 100 mv, 1 v, 10 v.
- Low impedance output circuit. 600 ohms.
- Distortion less than .4 of 1% from 100 cycles per second through the audible range.
- New HEATHKIT universal type binding posts.
- Durable infra-red baked enamel panel.
- Transformer operated for safe operation.
- Sturdy, ventilated steel cabinet.


A new Audio Generator with features heretofore found in only the most expensive generators. Such features as complete coverage from 20 cycles to 1 Mc — response flat ± 1 db from 20 cycles to 400 Kc, down 3 db at 600 Kc and down only 8 db at 1 Mc.

And it has calibrated output . . . Calibrated continuously variable and step attenuator output controls allow you to easily set calibrated output voltage. Moreover, distortion is less than .4 of 1% from 100 cps through the audible range.

Oscillator section consists of a two stage resistance coupled amplifier (6SJ7 and 6AK6) utilizing both positive and negative feedback for oscillator operation and reduction of distortion. Oscillator section drives a cathode follower output power amplifier (6AK6) which isolates the oscillator from variations in load and presents a low impedance output (600 Ohms). Power supply is transformer operated and utilizes 6X5 rectifier with 2 sections of RC filtering.

An unbeatable dollar value — for here is an audio generator with wide frequency coverage, excellent frequency response, stepped and continuously variable calibrated output, high signal level, low impedance output, and low inherent distortion.

Heathkit AUDIO FREQUENCY METER KIT




SHIPPING
WT. 15 LBS.

MODEL AF-1 **\$34.50**

The HEATHKIT AUDIO FREQUENCY METER provides a simple and easy way to check unknown audio frequencies from 10 cycles to 100 kc between 3 and 300 volts RMS. The instrument features 7 ranges for accuracy and wide coverage. The meter itself has a quality 200 microampere Simpson movement and large clearly marked scales. The AUDIO FREQUENCY METER is transformer operated and features a voltage regulator tube to maintain constant plate voltage on the second stage. Kit supplied complete with all necessary construction material and a detailed construction manual.

NEW *Heathkit* AUDIO OSCILLATOR KIT



MODEL AO-1
SHIPPING
WT. 14 LBS.

\$24.50


A new Audio Oscillator with both sine and square wave coverage from 20 to 20,000 cycles . . . An instrument designed to completely fulfill the needs of the audio engineer and enthusiast — Has numerous advantages such as high level output (up to 10V obtainable across the entire range), distortion less than .6%, and low impedance output.

Special design features include the use of a thermistor in the second amplifier stage for keeping the output essentially flat across the entire range.

A cathode coupled clipper circuit produces good, clean, square waves with rise time of only 2 microseconds. Oscillator section uses 1% precision resistors in range multiplier circuit for greatest accuracy.

You'll like the operation of this fine new kit.

Heathkit SQUARE WAVE GENERATOR KIT



MODEL SQ-1
SHIPPING
WT. 14 LBS.

\$29.50

The HEATHKIT SQUARE WAVE GENERATOR is an excellent square wave frequency source with wide range coverage from 10 cycles to 100 kc continuously variable. This feature makes it useful for TV and wide band amplifier work as well as audio experimentation. The output voltage is continuously variable between 0 and 20 volts. The circuitry consists of a multivibrator stage, a clipping and squaring stage and a cathode follower low impedance output stage. The power supply is transformer operated and utilizes a full wave rectifier circuit with two sections of filtering. Another excellent HEATHKIT value at this remarkable low price. Kit includes all necessary construction material as well as complete instruction manual for assembly and operation.

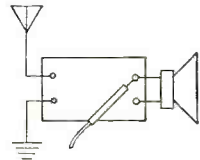
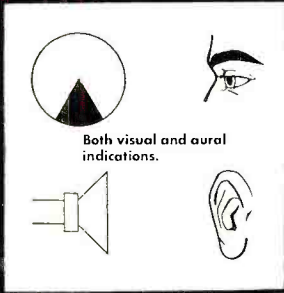
EXPORT AGENT
ROCKE INTERNATIONAL CORP.
13 E. 40th ST.
NEW YORK CITY (16)
CABLE ARLAB-N.Y.

The **HEATH COMPANY**

... BENTON HARBOR 15, MICHIGAN

NEW *Heathkit* VISUAL-AURAL SIGNAL TRACER KIT

• NEW NOISE LOCATOR AND WATTMETER CIRCUITS.



Traces signals from antenna clear through speaker.

MODEL T-3

SHIPPING
WT. 8 LBS.


\$22.50



- Permits visual signal observation as well as aural operation.
- Two separate input channels.
- Tremendous RF channel sensitivity. Adequate for actual signal detection at receiver input.
- Separate high gain RF and low gain audio channels.
- A unique and useful noise locator circuit.
- Built-in calibrated wattmeter.
- Two separate shielded probes for RF and audio application.
- Additional test leads supplied.
- Substitution test speaker and output transformer eliminates necessity for speaker removal in service work.
- Utility amplifier. Check record changers, tuners, microphones, instrument pickups, etc.
- VTVM and Scope panel terminals.
- 5 tube transformer operated circuit.

The new HEATHKIT VISUAL AURAL SIGNAL TRACER represents one of the most convenient and useful instruments the service man can use in AM, FM and TV service work. The electron ray beam indicator constantly monitors both input channels for visual observation of the signal. Now, see and hear the signal level for easier estimation of signal strength and gain per stage in a receiver circuit. Separate high gain channel and special shielded demodulator probe for RF circuit work. Low gain channel for audio circuit investigation and for use as a noise locator. In this feature, approximately 200 volts DC is applied to a suspected circuit component and the action of the voltage in the component can be seen and heard to determine satisfactory operation. This feature alone will prove tremendously helpful in locating the source of objectionable noises in coils, transformers, resistors, condensers, cold solder joints, controls, etc. A convenient wattmeter permits rapid preliminary check for voltage distribution circuit breakdown as well as transformer failures. Use the T-3 as a universal test speaker and substitution transformer and save service time by eliminating the necessity for speaker removal on every service call. Additional service uses are: as a utility amplifier for checking the output of record changers, tuners, microphones, instrument pickups, etc. Separate panel terminals permit utilization of other shop equipment such as your Oscilloscope or VTVM. Entire kit supplied complete with 5 tubes, all necessary construction material along with a detailed step by step instruction manual for the assembly and operation of the instrument.

NEW *Heathkit* CONDENSER CHECKER KIT



MODEL C-3
SHIPPING
WT. 7 LBS.

\$19.50


Announcing the new improved Model C-3 HEATHKIT CONDENSER housed in a new smartly styled professional appearing cabinet featuring rounded corners and snug fitting drawn panel. Adequate provisions for ventilation insures longer instrument life through cooler operation. Use the C-3 to accurately measure those unknown condenser and resistor values. All readings of condensers and resistors are read directly on the calibrated scales. Range of condenser measurements is from .00001 mfd to 1000 mfd. Calibrated resistance measurements can be made from 100 ohms to 5 megohms. A leakage test with a choice of 5 DC polarizing voltages will quickly indicate condenser operating quality under actual voltage load conditions. The spring return leakage test switch automatically discharges the condenser under test and eliminates shock hazard. An electron ray beam indicator tube is used in a new leakage test circuit for added sensitivity. The instrument is transformer operated for safety and will prove an extremely welcome addition to your shop equipment. The kit is furnished complete with all necessary parts, test leads and includes a step by step detailed construction manual for assembly and operation.

insures longer instrument life through cooler operation. Use the C-3 to accurately measure those unknown condenser and resistor values. All readings of condensers and resistors are read directly on the calibrated scales. Range of condenser measurements is from .00001 mfd to 1000 mfd. Calibrated resistance measurements can be made from 100 ohms to 5 megohms. A leakage test with a choice of 5 DC polarizing voltages will quickly indicate condenser operating quality under actual voltage load conditions. The spring return leakage test switch automatically discharges the condenser under test and eliminates shock hazard. An electron ray beam indicator tube is used in a new leakage test circuit for added sensitivity. The instrument is transformer operated for safety and will prove an extremely welcome addition to your shop equipment. The kit is furnished complete with all necessary parts, test leads and includes a step by step detailed construction manual for assembly and operation.

Heathkit TV ALIGNMENT GENERATOR KIT

MODEL TS-2
SHIPPING
WT. 20 LBS.

\$39.50



Here is an excellent TV ALIGNMENT GENERATOR designed to do TV service work quickly, easily and properly. The Model TS-2 when used in conjunction with an Oscilloscope provides a means of correctly aligning TV receivers. The instrument furnishes a frequency modulated signal covering in 2 bands the range of 10 to 90 megacycles and 150 to 230 megacycles. An absorption type frequency marker covers from 20 to 75 megacycles in 2 ranges; therefore you have a simple, convenient means of checking IF's independent of oscillator calibration. Sweep width is variable from 0 to 12 megacycles. Other excellent features are horizontal sweep voltage controlled with a phasing control — both step and continuously variable attenuation for setting the output signal to the desired level — a convenient stand by switch — and blanking for establishing a single trace with a base reference level. Make your work easier, save time and repair with confidence. Order your HEATHKIT TV ALIGNMENT GENERATOR now.

EXPORT AGENT
ROCKE INTERNATIONAL CORP.
13 E. 40th ST.
NEW YORK CITY (16)
CALL ARIAS-N.Y.

The **HEATH COMPANY**

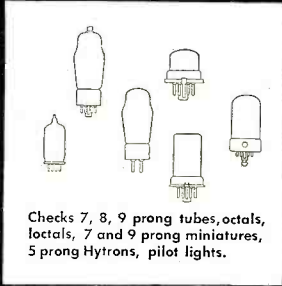
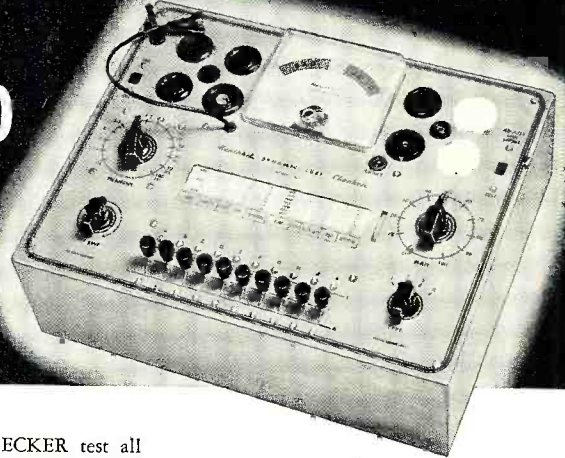
... BENTON HARBOR 15, MICHIGAN

Heathkit TUBE CHECKER KIT

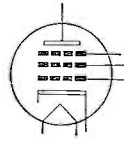
MODEL TC-1

SHIPPING
WT. 12 LBS.

\$29.50



Checks 7, 8, 9 prong tubes, octals, loctals, 7 and 9 prong miniatures, 5 prong Hytrons, pilot lights.



Checks for opens, shorts, emission, filament and filament tap continuity.

- Beautiful counter type birch cabinet.
- 4½" Simpson 3 color meter.
- Simplified setup procedure.
- Built-in gear driven roll chart.
- Checks emission, shorted elements, open elements and continuity.
- Complete protection against obsolescence.
- Sockets for every modern tube.
- Blank for new types.
- Individual element switches.
- Contact type pilot light test socket.
- Line adjust control.

**PORTABLE TUBE CHECKER KIT
MODEL TC-1P**

Same as TC-1 except supplied with polished birch cabinet (with removable lid) instead of counter type cabinet. Shipping weight 14 lbs. **\$34.50**

No. 365 Polished Birch Tube Checker Cabinet only. Shipping Weight 7 lbs. **\$7.50**

With the HEATHKIT TC-1 TUBE CHECKER test all types of tubes commonly encountered in AM-FM and TV receiver circuits. Test setup procedure is simplified, rapid and flexible. Tube quality is read directly on a beautiful 4½" Simpson three color BAD - ? - GOOD scale that your customers can readily understand. Panel sockets accommodate 4, 5, 6 and 7 prong tubes, octals, loctals, 7 and 9 prong miniatures, 5 prong Hytrons, a blank socket for new tubes and a contact type socket for quick checking of pilot lights. Built-in gear driven roll chart for instant reference. Neon short indicator, individual three position lever switch for each tube element, spring return test switch, line set control to compensate for supply voltage variations. At this low price, no service man need be without the advantages offered by the HEATHKIT TUBE CHECKER.

**Heathkit TV PICTURE TUBE
TEST ADAPTER**

Use your HEATHKIT TUBE CHECKER with this new TV TEST ADAPTER to determine picture tube quality. Check for emission and shorts, independent of TV power supply. Consists of standard 12 pin TV tube socket, 4 feet of cable, octal socket connector and data sheet. Quickly prove TV picture tube condition to yourself and your customer.



No. 355
Ship. Wt. **\$4.50**
1 lb.

Heathkit RESISTANCE SUBSTITUTION BOX KIT



MODEL RS-1
SHIPPING
WT. 3 LBS.


\$5.50

NEW HEATHKIT RESISTANCE SUBSTITUTION BOX KIT provides switch selection of any single one of 36 RTMA 1 watt 10% standard value resistors, ranging from 15 ohms to 10 megohms. This coverage available in 2 ranges in decades of 15, 22, 33, 47, 68 and 100. Housed in rugged plastic cabinet featuring new HEATHKIT universal type binding posts. The entire kit priced less than the retail value of the resistors alone.

**Heathkit
BATTERY ELIMINATOR KIT**

A clean 6 volt d-c supply source is definitely required for successful automobile radio servicing. Has a continuously variable d-c output from 0 to 8 volts. It can be safely operated at a steady 10 ampere level and will deliver up to 15 amperes for intermittent periods. The voltage output terminals are completely isolated from the chassis to accommodate additional service applications such as supplying bias voltages or d-c substitution voltages for battery operated tube filament circuits.

The output of the Battery Eliminator is constantly monitored by a d-c voltmeter and a d-c ammeter. The circuit features an automatic overload relay of self resetting type. For additional protection, a panel mounting fuse is provided. Build this kit in a few hours and pocket a substantial savings.



MODEL BE-3
SHIPPING
WT. 20 LBS.


\$24.50

**Heathkit
VIBRATOR TESTER KIT**

Repair time is valuable, and the Heathkit Vibrator Tester will save you hours of work. Instantly tells the condition of the vibrator under test — and the check is thorough and complete. Checks vibrator for proper starting, and the easy-to-read meter indicates the quality of output on large BAD-GOOD scales. Tests both inter-rupter and selfrectifier types of vibrators. Five different sockets for checking hundreds of vibrators.

Operates from any battery eliminator capable of delivering continuously variable voltage from 4 - 6V at 4 amps. The Heathkit BE-3 Battery Eliminator is ideal for operating this kit.

Faulty vibrators can be spotted within seconds and you're free to go on to other service jobs.



MODEL VT-1
SHIPPING
WT. 7 LBS.

\$14.50

EXPORT AGENT
ROCKE INTERNATIONAL CORP.
13 E. 40th ST.
NEW YORK CITY (16)
CABLE: ARLAY N.Y.

The HEATH COMPANY

... BENTON HARBOR 15, MICHIGAN

Heathkit SIGNAL GENERATOR KIT


MODEL SG-7

SHIPPING
WT. 7 LBS.

\$19.50



Modulated or unmodulated RF output.



400 cycle sine wave output.

- Step attenuated RF output.
- 6 to 1 vernier dial ratio.
- Turret mounted coil sub-assembly.
- Pre-calibrated and adjusted coils.
- Hartley RF oscillator circuit.
- Colpitts oscillator 400 cycle sine wave output.
- Modulated or unmodulated RF output.
- Frequency coverage on fundamentals 160 kc to 50 megacycles in five ranges. 51 megacycles to 150 megacycles on calibrated harmonics.
- RF output in excess of 100,000 microvolts.
- Audio output 1½ to 2 volts.
- AC transformer operated.
- Professionally styled cabinet.
- Infra red baked enamel panel.

The new HEATHKIT Model SG-7 SIGNAL GENERATOR easily fulfills requirements for a controllable, modulated or unmodulated source of variable frequency. A convenient 400 cycle sine wave output is available for audio work. All RF oscillator coils are precision wound and adjusted to calibration before shipment thereby assuring maximum accuracy. The coils, band switch and tuning condenser all mount as a turret assembly so as to offer the advantage of short wiring leads and easy mounting of parts. The RF output circuit is of the low impedance type obtained by the use of cathode coupling to the output jacks. The level of RF output is varied by means of the RF step and RF output control. Use the HEATHKIT SG-7 as an RF signal source modulated or unmodulated for radio repair, laboratory work, experimental testing, 400 cycle sine wave audio testing, checking RF stages, alignment of both AM and FM IF stages, marker generator for TV alignment, etc. The kit is transformer operated and utilizes miniature tubes for ease in handling high frequency. Panel jacks and a convenient switching system permit either external or internal modulation. The entire kit is supplied complete with tubes and all necessary material as well as a detailed step by step instruction manual for the assembly and operation of the instrument.

Heathkit INTERMODULATION ANALYZER KIT



MODEL IM-1
SHIPPING WT. 18 LBS.

\$39.50

The HEATHKIT MODEL IM-1 is an extremely versatile instrument specifically designed for measuring the degree of interaction between two

signals caused by a specific piece of apparatus, or a chain of equipment. It is primarily intended for tests of audio equipment but may be used in other applications such as making tests of microphones, records, recording equipment, phonograph pickups and loud speakers. Use it for checking tape or disc recordings, as a sensitive AC voltmeter, as a high pass noise meter for adjusting tape bias, cutting needle pitch or other applications. High and low test frequency source, intermodulation section, power supply and AC voltmeter all in one complete unit. Percent intermodulation is directly read on three calibrated ranges, 30%, 10% and 3% full scale. Both 4 to 1 and 1 to 1 ratios of low to high frequencies easily set up. At this low kit price YOU can enjoy the benefits of Intermodulation analysis for accurate audio interpretations.

Heathkit LABORATORY REGULATED POWER SUPPLY KIT



MODEL PS-2

SHIPPING
WT. 20 LBS.

\$29.50

New HEATHKIT LABORATORY POWER SUPPLY provides continuously variable regulated DC voltage output

from 160 volts to 400 volts depending on load. Panel terminals supply separate 6.3 V. AC supply at 4 amperes for filament circuits. A 3½" plastic cased panel mounted meter provides accurate metered output for either voltage or current measurements. Exceptionally low ripple content of .012% admirably qualifies the HEATHKIT LABORATORY POWER SUPPLY for high gain audio applications. Ideal for laboratory work requiring a reference voltage for meter calibration or for plotting tube characteristics. In service work, it can be used as a separate variable voltage supply to determine the desirable operating voltage in a specific circuit. Use it as a DC substitution voltage in trouble shooting TV circuits exhibiting symptoms of extraneous undesirable components in plate supply circuits. Entire kit, including all 5 tubes now available at this low price.

EXC. AGENT
ROCKE INTERNATIONAL CORP.
13 E. 40th ST.
NEW YORK CITY 16
CABLE AREA-N.Y.

The **HEATH COMPANY**


... BENTON HARBOR 15, MICHIGAN

Heathkit WILLIAMSON TYPE AMPLIFIER KIT


The new HEATHKIT WILLIAMSON TYPE AMPLIFIER incorporates the latest improvements described in Audio Engineering's "Gilding the Lily." 5881 output tubes and a new Peerless output transformer with additional primary taps afford peak power output of well over 20 watts. Frequency response ± 1 db from 10 cycles to 100 kc. allows reproduction of highs and lows with equal crispness and clarity. Harmonic and intermodulation distortion have been reduced to less than $\frac{1}{2}$ of 1% at 5 watts. This eliminates the harsh unpleasant qualities which contribute to listening fatigue. Make this amplifier the heart of your radio system to achieve the fine reproduction that is the goal of all music lovers.

The HEATHKIT PREAMPLIFIER (available separately or in combination with the amplifier kit) features inputs for magnetic or low level cartridges, crystal pickups and tuners, turnover control for LP or 78 type records, individual bass and treble tone controls each providing up to 15 DB of boost or attenuation. Special notched shafts on preamplifier controls and switches adaptable to custom installation. The preamplifier can be mounted in any position and a liberal length of connecting cable is supplied. No radio experience is required to construct this amplifier. All punching, forming, or drilling has already been done. The complete kit includes all necessary parts as well as a detailed step by step construction manual with pictorial diagrams to greatly simplify the construction.

ACROUSOUND TRANSFORMER OPTION. If desired, the output transformer with the kit will be the Acrosound output transformer, type TO-300. The use of this transformer permits ultra-linear operation as described in Audio Engineering's "Ultra-Linear Operation of the Williamson Amplifier."



Heathkit FM TUNER KIT



MODEL FM-2
SHIPPING
WT. 9 LBS.

\$22⁵⁰

The HEATHKIT MODEL FM-2 TUNER specifically designed for simplified kit construction features a preassembled and adjusted tuning unit. Three double tuned IF transformers and a discriminator transformer are used in an 8 tube circuit. Smooth tuning is obtained through a 9 to 1 ratio vernier drive using a calibrated six inch slide rule type dial. The usual frequency coverage of 88 to 108 megacycles is provided. Experience the thrill of building your own FM tuner. Operate it through your amplifier or radio and enjoy all the advantages of true FM reception. Transformer operated power supply to simplify connections to all types of audio systems. The kit is supplied complete with all 8 tubes and necessary material required for construction. A complete instruction manual simplifies assembly and operation.

PRICES OF VARIOUS COMBINATIONS

W-2 Amplifier Kit (Incl. Main Amplifier with Peerless Output Transformer, Power Supply and WA-P1 Preamplifier Kit) Shipping Weight 39 lbs.	\$69⁵⁰
W-2M Amplifier Kit (Incl. Main Amplifier with Peerless Output Transformer and Power Supply) Shipping Weight 29 lbs. Shipped express only	\$49⁷⁵
W-3 Amplifier Kit (Incl. Main Amplifier with Acrosound Output Transformer, Power Supply and WA-P1 Preamplifier Kit) Shipping Weight 39 lbs. Shipped express only	\$69⁵⁰
W-3M Amplifier Kit (Incl. Main Amplifier with Acrosound Output Transformer and Power Supply) Shipping Weight 29 lbs. Shipped express only	\$49⁷⁵
WA-P1 Preamplifier Kit only. Shipping Weight 7 lbs. Shipped express or parcel post.	\$19⁷⁵

Heathkit ECONOMY 6 WATT AMPLIFIER KIT



MODEL A-7
SHIPPING
WT. 10 LBS.

\$14⁵⁰

The HEATHKIT Model A-7 amplifier features beam power, push pull output with frequency response flat $\pm 1\frac{1}{2}$ DB from 20 to 20,000 cycles. Separate volume, bass and treble controls. Two input circuits, output impedances of 4, 8, and 15 ohms. Peak power output rated at full 6 watts. High quality components, simplified layout, attractive gray finished chassis, break off type adjustable length control shafts and attractive lettered control panel.

THE MODEL A7A amplifier incorporates a preamplifier stage with special compensated network to provide the necessary voltage gain for operation with variable reluctance or low output level phono cartridges. Excellent gain for microphone operation in a moderate powered sound system.....\$16.50

Heathkit HIGH FIDELITY 20 WATT AMPLIFIER KIT

The HEATHKIT MODEL A-8 amplifier kit was designed to deliver high fidelity performance with adequate power output at moderate cost. The frequency response is within ± 1 DB from 20 to 20,000 cycles. Distortion at 3 DB below maximum power output at 1000 cycles is only .8%. The amplifier features a Chicago power transformer in a drawn steel case and a Peerless output transformer with output impedances of 4, 8, and 16 ohms available. Separate bass and treble tone controls permit wide range of tonal adjustment to meet the requirements of the most discerning listener. The amplifier uses a 6SJ7 voltage amplifier, a 6SN7 amplifier and phase splitter and two 6L6's in push pull output and a 5U4G rectifier. Two input jacks for either crystal or tuner operation. The kit includes all necessary material as well as a detailed step by step construction manual.



MODEL A-8
SHIPPING WT. 19 LBS.

\$33⁵⁰

MODEL A8-A features an added 6SJ7 stage (preamplifier) for operating from a variable reluctance cartridge or other low output level phono pickups. Can also be used with a microphone. A 3 position panel switch affords the desired input service.\$35.50

EXPORT AGENT
ROCKE INTERNATIONAL CORP.
13 E. 40TH ST.
NEW YORK CITY (16)
CABLE ARLAB-NY


The **HEATH COMPANY**

... BENTON HARBOR 15, MICHIGAN

Heathkit SUPERHETERODYNE RECEIVER KITS

- High gain dual iron core tuned type IF transformers
- AC transformer operation for safety
- Continuously variable tone control
- Sturdy punched and plated steel chassis
- Ideal for custom installation
- Full AVC action
- Inverse feedback for improved frequency response
- Kit supplied with all necessary construction material except speaker and cabinet. (Available separately if desired).


6 tube all wave circuit.
3 ranges, continuous coverage 550 kc to over 20 megacycles, shipping wt. 11 lbs.



Model AR-1
\$23.50

5 tube broadcast band
550 to 1600 kc coverage,
shipping wt. 11 lbs.

Model BR-1
\$19.50



Two excellent radio receiver kits featuring clean design and open layout for simplified construction. Satisfy that urge to build your own radio receiver and select the model which meets your requirements. Both receivers feature continuously variable tone control, a radio phono switch and phono input and an AC receptacle for the phono motor. A six inch calibrated slide rule type dial with a 9 to 1 ratio vernier dial drive insures easy tuning.

SHIPPING INFORMATION

ON PARCEL POST ORDERS include postage for weight shown and insurance. (We insure all shipments.) Don't worry about sending more than the correct amount — if you send us too much, every extra cent will be promptly returned.

ON EXPRESS ORDERS do not include transportation charges. They will be collected by Express Agency on delivery.

ORDERS FROM CANADA must include full remittance for merchandise.

Orders processed on the same day received. Customers notified of unavoidable delay.

U. S. postal or express money orders, bank drafts or checks are acceptable. Do not send loose coins or stamps.

ALL PRICES SUBJECT TO CHANGE WITHOUT NOTICE

SOLE AGENTS
ROCKE INTERNATIONAL CORP.
13 E. 40th ST.
NEW YORK CITY (10)
CABLE ADLAD N Y

The HEATH COMPANY

... BENTON HARBOR 15, MICHIGAN

ORDER BLANK



From _____

SHIP VIA

- Parcel Post
- Express
- Freight
- Best Way

(PLEASE PRINT)

QUANTITY	ITEM	PRICE	QUANTITY	ITEM	PRICE
	Heathkit Oscilloscope Kit—Model O-8 (29 lbs.)	\$43.50		Heathkit Square Wave Gen. Kit—Model SQ-1 (14 lbs.)	\$29.50
	Heathkit Intensifier Kit (O-8 only) No. 339 (1 lb.)	7.50		Heathkit AC VTVM Kit—Model AV-2 (5 lbs.)	29.50
	Heathkit Voltage Calibrator Kit—Model VC-1 (5 lbs.)	9.50		Heathkit Intermodulation Analyzer Kit—Model IM-1 (18 lbs.)	39.50
	Heathkit Electronic Switch Kit—Model S-2 (11 lbs.)	19.50		Heathkit Regulated Power Supply Kit—Model PS-2 (20 lbs.)	29.50
	Heathkit Scope Demodulator Probe Kit No. 337 (1 lb.)	4.50		Heathkit Handitester Kit—Model M-1 (3 lbs.)	13.50
	Heathkit T.V. Alignment Generator Kit—Model TS-2 (20 lbs.)	39.50		Heathkit Decade Resistance Kit—Model DR-1 (4 lbs.)	19.50
	Heathkit Q Meter Kit—Model QM-1 (12 lbs.)	39.50		Heathkit Decade Condenser Kit—Model DC-1 (4 lbs.)	16.50
	Heathkit Grid Dip Meter Kit—Model GD-1 (4 lbs.)	19.50		Heathkit Impedance Bridge Kit—Model IB-1B (15 lbs.)	69.50
	Heathkit VTVM Kit—Model V-6 (7 lbs.)	24.50		Heathkit Battery Tester Kit—Model BT-1 (3 lbs.)	7.50
	Heathkit RF Probe Kit No. 309 (1 lb.)	5.50		Heathkit Resistance Substitution Box Kit—Model RS-1 (3 lbs.)	5.50
	Heathkit HV Probe Kit No. 336 (2 lbs.)	5.50		Heathkit F.M. Tuner Kit—Model FM-2 (9 lbs.)	22.50
	Heathkit Peak-to-Peak Volt. Probe Kit No. 338 (2 lbs.)	6.50		Heathkit Broadcast Receiver Kit—Model BR-1 (11 lbs.)	19.50
	Heathkit Visual-Aural Signal Tracer Kit—Model T-3 (8 lbs.)	22.50		Heathkit Three Band Receiver Kit—Model AR-1 (11 lbs.)	23.50
	Heathkit Condenser Checker Kit—Model C-3 (7 lbs.)	19.50		Heathkit Amplifier Kit—Model A-7 (10 lbs.)	14.50
	Heathkit RF Signal Generator Kit—Model SG-7 (7 lbs.)	19.50		Heathkit Amplifier Kit—Model A-7A (10 lbs.)	16.50
	Heathkit Tube Checker Kit—Model TC-1 (12 lbs.)	29.50		Heathkit Amplifier Kit—Model A-8 (19 lbs.)	33.50
	Heathkit T.V. Tube Adapter No. 355 (1 lb.)	4.50		Heathkit Amplifier Kit—Model A-8A (19 lbs.)	35.50
	Heathkit Battery Eliminator Kit—Model BE-3 (20 lbs.)	24.50		Williamson Type Amplifier Kit (Type.)	
	Heathkit Vibrator Tester Kit—Model VT-1 (7 lbs.)	14.50		Shipped express only	
	Heathkit Audio Generator Kit—Model AG-8 (16 lbs.)	29.50		WA-P1 Preamplifier Kit (7 lbs.) (Shipped exp. or p.p.)	19.75
	Heathkit Audio Oscillator Kit—Model AO-1 (14 lbs.)	24.50			
	Heathkit Audio Frequency Meter Kit—Model AF-1 (15 lbs.)	34.50			

*Please ship C.O.D. Postage enclosed for _____ lbs. Enclosed find Check Money Order for _____

TRAIN At Home FOR OPPORTUNITIES IN

UHF-TV SERVICING

Set Your Own Pace with This Practical Program!

Get in on the ground floor of this fast-growing field, Train now to cash in on the opportunities that are yours in UHF-TV SERVICING with proven, practical T.C.I. training. Here is non-mathematical training that's complete down-to-cases . . . up-to-the-minute. Here is training you take in your spare time, without leaving your present job! Think of it—in your own home you learn TV set conversion, master antenna installation, the latest in UHF-TV, money-making short cuts and much more. You learn to trouble-shoot, test and repair TV sets the only practical way—by actually doing this work yourself!

HERE'S HOW YOU LEARN BY DOING!

You get the experience you need by working on a large screen, modern TV receiver that's given to you with the course and is yours to keep. As an optional feature you get two weeks of field experience on service calls and on the repair bench with one of Chicago's largest independent TV servicing organizations. You profit from the experience and know-how of men in the field. Not through books alone but by actually doing the work yourself, you get the knowledge you need to qualify for opportunities in UHF-TV SERVICING! Age is no barrier. Many T.C.I. students are over 40! Mail Coupon for full facts, FREE Catalog and SAMPLE LESSON. Act NOW!

TELEVISION Communications Institute

205 W. Wacker Dr.,
Dept. 1-AC, Chicago 6, Ill.

MAIL NOW FOR FREE BOOKLET

THESE MEN LIKE YOURSELF SAY T. C. I. TRAINS YOU BEST!

"I've almost completed your course now, but I have been servicing TV sets since almost the beginning of the course." E.R.M., Rhode Island.

"Thanks to your course, jobs that used to take me several hours now take but a few minutes to complete." W.L.K., Wash.

"I like the easy way your lessons are presented. I'm very pleased with your course and have recommended it to a friend." L.R.S., Texas.

VETERANS discharged since June 27, 1950 are eligible for G.I. benefits. Check coupon.

TELEVISION COMMUNICATIONS INST.
205 W. Wacker Dr., Dept. 1-AC, Chicago 6, Ill.
YES! Rush full facts on UHF-TV training. Include FREE Catalog and Sample Lesson. I am not obligated. Salesman will not call.

Name..... Veterans Check here
Address.....
City.....Zone.....State.....
 BEGINNERS: Check here for information on Pre-TV Radio Course.

Within the Industry
(Continued from page 26)

Bretz, who resigned his post at *Aerovox Corp.* after seven years' service, is the executive vice-president in charge of sales.

Officers of the new company include: Joseph P. Sewack, president; Paul Machiesky, secretary, Mr. Mitchell, and Mr. Bretz.

* * *

CHARLES A. RICE has been elected president of *United Electronics Company* of Newark, New Jersey, succeeding Rudolph H. Amberg who passed away June 29th.



Mr. Rice served as executive vice-president of the corporation for more than 10 years and is a veteran of the radio-electronics industry. Prior to joining *United Electronics*, he was sales manager of the original electronics department of *Sylvania Electric*. Prior to that he was sales manager of the *DeForest Radio Company* of Passaic and Jersey City.

The company manufactures a wide range of special-purpose electron tubes for radio, electromedical and scientific applications, in addition to military type tubes for the Armed Forces.

* * *

ROBERT G. HAMILTON has been named manager of radio sales for the radio and television division of *Sylvania Electric Products Inc.* He was formerly assistant to the advertising manager of the division . . . **S. F. ZELINSKY** is the new industrial relations director for the *Raytheon Television and Radio Corporation*, formerly *Belmont Radio Corporation*. He has been in personnel administration for 25 years . . . The *Bendix Radio Division* has appointed **ARTHUR C. OMBERG** to the post of director of engineering and research . . . **CARL F. HOLDEN** has been elected president of *Federal Telecommunication Laboratories, Inc.* He succeeds **HAROLD H. BUTTNER** who will assume duties as vice-president of *International Telephone and Telegraph Corporation*, the parent company . . . **KENNETH B. BOOTHE** is the new vice-president of *Audio & Video Products Corporation*. He was formerly manager of the company's instrumentation division . . . **GEORGE KARL** has been appointed manager of the research and market analysis department of *Stewart-Warner Electric*. He will be responsible for all distributor quotas, market analysis, sales statistics, and analysis for all distributor territories . . . **HARRY W. BURKE** has been appointed special merchandising representative for *Zenith Radio Corporation*. He will work out of the company's Chicago headquarters on special merchandising assignments involving distributors of the company's

COPPER OXIDE RECTIFIER (W.E.D161870) FW Bidge, 24V. input, 300ma. 134x7/8" . . . \$1.29
6V. P.I.L. TRANSFORMER—4 amps. 3/4x2 1/2x2" 1.95
POWER TRANSFORMER—11.7V/50cy. to 1000V/150ma: 6.3V/3A; 5V/3A; 3V/3A 434x142x34" (12 lbs.) . . . 5.95
RUBBER SHOCK MOUNTS—8 lb., 13/4" sq. 1/4" hole15
6 POS. PUSH-BUTTON ASSEMBLY (1 on/off—ckt. transfer 4PDT, 5" x 1 1/4")49
Set of 6 Knobs for above39
RADIO-TV BUILDERS LIBRARY—Schematics & Data for Servicemen, Students, H.A.M. Kit of 20 ass'd. incl. Photofacts98
"MAGNET W.I.R."—32 PE, 12 ozs. . . .98
#12 SCRE—5 ft. \$1.29; 10 ft. . . .1.98
#30 PE—400 ft. 8000' 29"4.71

Leotone

1/17 H.P. MOTOR (G.E.)—1725 RPM. 7amp. Shunt wound. Dble. 3/8" shaft. 110V. DC43/4"x5 1/2". Shpg. wt. 13 lbs. . . . \$2.95

RADIO HARDWARE TREASURE—FULL LB. CAN OF: Nuts, Screws, Washers, Lugs, etc. 89c 3 lbs. \$2.49
SOUND-POWER TANK PHONES (#19-MRII)—Nylon diaphragm, 100 ohm, 1000 ohm, 2.49
AMP-H-I PHONE UNITS—300 ohm, like new. ea. .98
GRILLE CLOTH—12"x24". Beaut. Gold-Tone. .69
ORNAMENTAL METAL GRILLE—Gold finish; diamond 2"x2 1/2"—12x12—96"x16"—\$1.39; 18x24—\$2.69
"ELECTROLYTICS"—YOUR CHOICE
8mf/475V 20mf/150V 3x40mf/25V 39c EA.
10mf/450V 30mf/300V 150mf/30V 6/51.98
10mf/150V 32mf/450V 25mf/25V
150W—50 ohm RHEOSTAT (ohmite "U")—caged 4.95
50W—15 ohm RHEOSTAT (IRC)—ea. \$1.29 . . . 3/3.50
W-110B FIELD WIRE—coils 100-400 ft. Per Ft. 1c
#20 PUSH-BACK WIRE—Red, Yell, Blue or Blk—100 ft. . . .89c
TUBE CARTONS—plain white; prices per 10075
Min (1 1/2"x2 1/4")—\$1.20; GT. (1 3/4"x3 1/4")—\$1.45;
Med (1 1/2"x4 1/4")—\$1.65; Large (2"x5")—\$1.98

"SPEAKER PARTS"—REPLACEMENT CONE KIT 4" to 12" incl. free-edge. Less voice coils. Kit of 12 ass'd. . . . \$1.98
SPEAKER REPAIR KIT—Liberal assortment of: Spiders, Rings, V.C. forms, Chamois leather. Kit of Shims, Felt, Cement & Instructions . . . 2.49
SPECIAL "U" MAGNET—POLISHED, 3/4"x3/4"x3/4" ONLY3.95

12 1/2 FT. WHIP ANTENNA—4 steel screw, shock . . . \$1.98
HIGH FIDELITY CRYSTAL MIKE—Rubber sheet, mid. 184"x14", Hi-imped. Less housing. . . 1.29
ALUMINUM HOUSING for crystal mike15
HAND MIKE CASE—moulded black bakelite98
ALNICO "U" MAGNET—Polished, 3/4"x3/4"x3/4" each65

STOP! LOOK! SAVE! A REAL "JUNIOR RADIO PARTS KIT" 17 LBS. OF EVERYTHING FOR THE RADIO MAN! CONDENSERS, RESISTORS, SWITCHES, SOCKETS, HARDWARE, WIRE, CONTROLS, ETC., ETC. Shpg. wt. 20 lbs. . . . \$3.95

"DIRECT FACTORY SPEAKER REPAIRS SINCE 1927"
Min. order \$3.00. 20% deposit req. on all C.O.D.'s. Full remittance with foreign orders. Please add sufficient postage—excess refunded.

EOTONE RADIO CORP.
67 Dey Street
New York 7, N.Y.

STAR SPECIALS

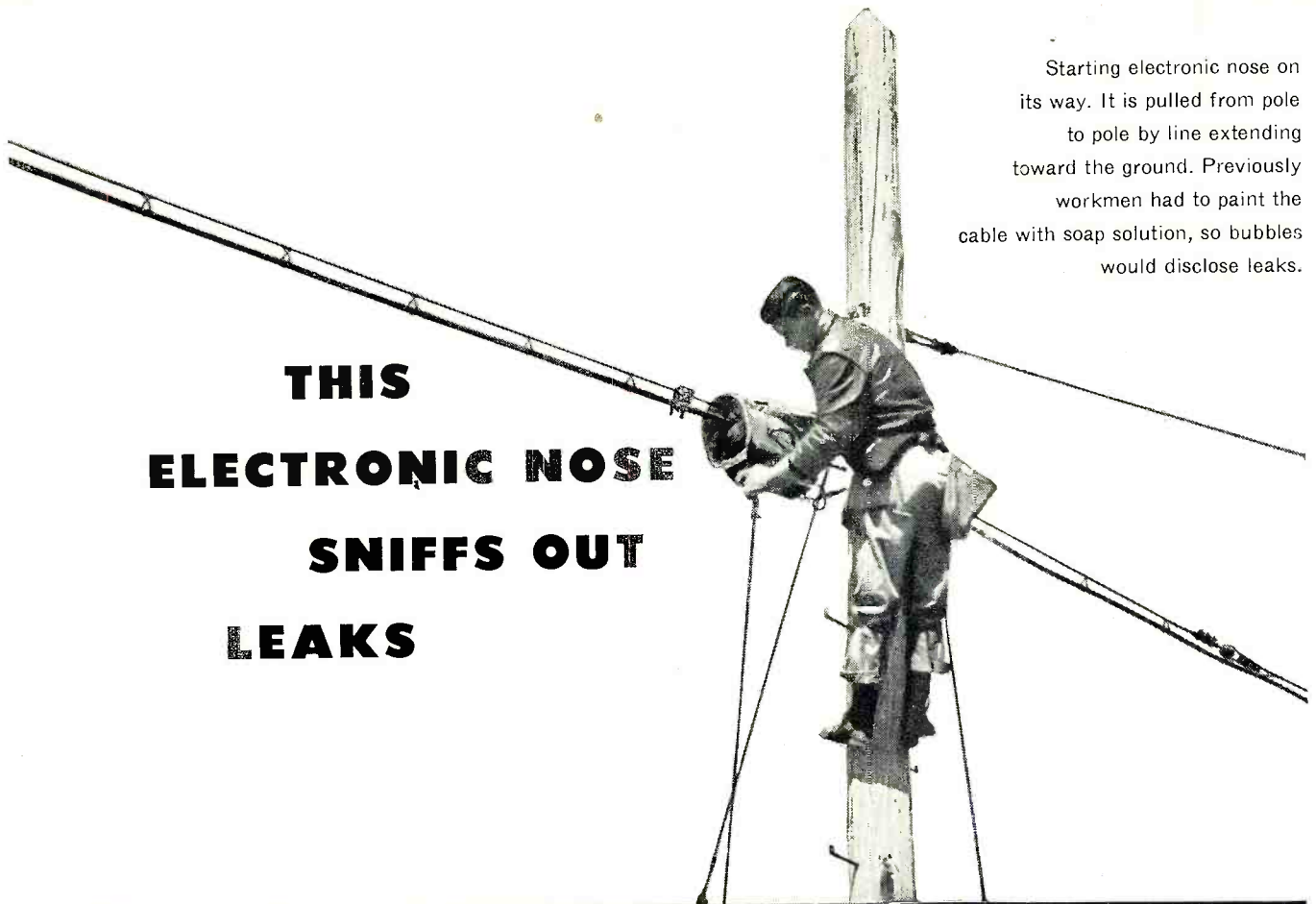
NEWEST ITEMS! LOWEST PRICES!
BARGAIN LOW PRICE FLYBACK TRANSFORMER
(Similar to GE 77J 1)
Regular \$11.00 list price high voltage transformer similar to General Electric 77J1. Used for general replacement in many sets up to 14kV and with up to 19" tubes. Not available elsewhere at our low price!
A-1827 Flyback Transformer \$2.49

Simpson Model 381 CAPACITY BRIDGE
Direct-reading in microfarads and microfarads; no multiplying factors or intricate switching. Three ranges to read 20-5000 mfd, 0.005-2.0 mfd, and 1.0-500 mfd. Compact bakelite case measures only 3 5/8 x 5 1/2 x 2 3/8"; etched aluminum panel. For 115-volt 50-60 cycles. \$27.93

Price Slashed! 65 MA SELENIUM RECTIFIERS
Brand new, famous make 65 ma. selenium rectifiers used by servicemen and builders. Standard replacement for many AC-DC sets and other transformerless power supplies. Stock up now at our low price!
A-1598 65 ma. Selenium Rectifier 65c ea.
10 for only \$5.90! 100 for only \$54.00!


COMPLETE STOCKS All Standard Brands Just off the press
BIG BARGAIN BULLETIN

STAR ELECTRONIC DISTRIBUTORS, INC.
Dept. RN 11—7736 S. Halsted, Chicago 20, Ill.



**THIS
ELECTRONIC NOSE
SNIFFS OUT
LEAKS**

Starting electronic nose on its way. It is pulled from pole to pole by line extending toward the ground. Previously workmen had to paint the cable with soap solution, so bubbles would disclose leaks.



For test, the cable is cleared of protective nitrogen or air, and filled with Freon gas. Case at left collects escaping gas which operates Freon-sensitive detector underneath. At points where Freon escapes through sheath cracks, the box at right—a combined control unit and power supply—rings a bell. Workmen mark the point of leak for later repair.

AFTER years of buffeting by the wind, even tough telephone cable sometimes shows its age. Here and there the lead sheath may crack from fatigue or wear through at support points. Before moisture can enter to damage vital insulation, leaks must be located and sealed.

To speed detection, Bell Laboratories scientists constructed an electronic nose which *sniffs* out the leaks. Using an electrically operated element developed by the

General Electric Company, the device detects leaks of as little as 1/100 cubic foot per day. Sheath inspection can be stepped up to 120 feet per minute.

Thus Bell scientists add findings in other fields to their own original research in ways to make your telephone system serve you better. On the other hand their discoveries are often used by other industries. Sharing of scientific information adds greatly to the over-all scientific and technological strength of America.




BELL TELEPHONE LABORATORIES

Improving telephone service for America provides careers for creative men in scientific and technical fields

THE **B**s... BEETHOVEN, BRAHMS AND BACH

they're different
they're improved
they're better than ever!

Yes, Bach, Beethoven and Brahms are now better than ever—we don't mean we've improved their music, but we do mean we've improved the reproduction of their recorded music.



It's the new, improved Pickering Cartridges that give credence to this claim. Yes, Pickering Cartridges are different. They're improved. They're better than ever. Pickering patented Cartridges with Dynamic Coupling* are superior in every way, by providing: HIGHER FREQUENCY RESPONSE • NEGLIGIBLE INTERMODULATION DISTORTION • BETTER TRACKING CHARACTERISTICS

***DYNAMIC COUPLING ASSURES**

constant stylus contact with the record grooves over the entire audio spectrum (20-20,000 cps) • full frequency response • full transient response • no resonances • no mistracking • no grinding of groove walls

PICKERING and company, incorporated



Pickering High Fidelity Components are available through leading Radio Parts distributors everywhere; detailed literature sent upon request. Address Department C-1

Oceanside, L. I., New York



products . . . **HOWARD S. MONCTON** has been named administrative engineer of the radio and television division of *Sylvania Electric Products Inc.* He will be responsible for the coordination of the administrative functions of the division's engineering department including personnel, project planning, general services to the operating groups, and accounting . . . **B. V. K. FRENCH** is now associated with the *F. W. Sickles Division* of the *General Instrument Corporation* as a member of the company's field engineering staff . . . **JAMES G. FRANKLIN** has been appointed division manager to handle the "Fidelitone" phonograph needle line for *Permo, Inc.* He will make his headquarters in Indianapolis . . . **DR. HENRY F. IVEY** is the new director of research and development for *Skiatron Electronics & Television Corporation*. He was formerly associated with *Westinghouse* . . . **RAYMOND T. LEARY** is the new sales manager of *Cornell-Dubilier's* jobber division. He has been with the company since 1947 . . . **EDWARD M. CAPPUCCI** has been made general manager of *Radio Merchandise Sales*, New York antenna and electronic manufacturing concern. He joined the company several years ago as plant superintendent of the antenna division . . . **JOHN L. LYONS** has been promoted to the post of national director of sales for *Kaye-Halbert Corporation*, West Coast television concern . . . **PAUL M. CORNELL**, formerly a radio communication engineer with *Motorola, Inc.*, has joined *Electronic Engineering Company* of Akron, Ohio, as a sales engineer.

* * *

DR. YUEN T. LO has been appointed project engineer at the Antenna Development Laboratory of the *Channel Master Corp.*, Ellen-ville, New York.



A graduate of the National Southwest Associate University of China, Dr. Lo taught at the Radio Research Institute of Tsing Hua University, where he also was engaged in ionosphere research. An honor student at the University of Illinois, he received his doctor's degree earlier this year. His thesis was on the subject of electromagnetic wave propagation.

In his new position, he will carry on advanced development in electronics and antennas, including u.h.f.

* * *

MARS, the Military Amateur Radio System, will henceforth be known as the Military Affiliate Radio System, according to word received from the Department of Defense. The familiar designation MARS will, however, be continued.

The name was changed as the term "military affiliate" more clearly defines the relationship between the Armed Forces and individual members of the system.

—30—

South River
★★ NEWS ★★

GROUND ROD
Model GND
4'—6'—8'

Made of tough, high strength steel and furnished with either copper or hot-dip galvanized finish. The extended aluminum wire clamp provides a simple means of attaching all sizes of ground lead wire up to 1/4" O.D.

South River Antenna Mounting Accessories are carried by every leading TV Parts Jobber from coast to coast.

Write for your copy of our new 1953 Catalog.

SOUTH RIVER METAL PRODUCTS CO., INC.
SOUTH RIVER, N. J.

PIONEER AND OUTSTANDING PRODUCER OF FINEST LINE OF ANTENNA MOUNTS

AMPERITE
Studio Microphones
at P.A. Prices

Ideal for BROADCASTING RECORDING PUBLIC ADDRESS

"The ultimate in microphone quality," says Evan Rushing, sound engineer of the Hotel New Yorker.

- Shout right into the new Amperite Microphone—or stand 2 feet away—reproduction is always perfect.
- Not affected by any climatic conditions.
- Guaranteed to withstand severe "knocking around."

Models
RBLG—200 ohms
RBHG—Hi-imp.
List \$42.00

"Kontak" Mikes
Model SKH, list \$12.00
Model KKH, list \$18.00

Special Offer: Write for Special Introductory Offer, and 4-page illustrated folder.

AMPERITE Company, Inc.
561 BROADWAY • NEW YORK 12, N. Y.
Canada: Atlas Radio Corp., Ltd., 560 King St. W., Toronto



**TRAIN FASTER—TRAIN BETTER—TRAIN EASIER
 IN 10 MONTHS—OR LESS—FOR
RADIO-TELEVISION**

Our 21st Year Training Men for Greater Incomes and Security in Radio-Television

**I SEND YOU
 18 BIG KITS**

of Radio-Television parts and equipment. Much of your training will be actual construction and experimentation . . . the kind of truly PRACTICAL instruction that prepares you for your Radio-Television career.



Frank L. Sprayberry
 President
 Sprayberry Academy
 of Radio

NEW! NO OBLIGATION PLAN

**You Have No Monthly Payment Contract to Sign
 Pay For Your Training as You Earn and Learn**

You can get into Radio-Television, today's fastest growing big money opportunity field, in *months* instead of years! My completely new "package unit" training plan prepares you in as little as 10 months or even less! *No monthly payment contract to sign—thus NO RISK to you!* This is America's finest, most complete, practical training—gets you ready to handle any practical job in the booming Radio-Television industry. Start your own profitable Radio-Television shop . . . or accept a good paying job. I have trained hundreds of successful Radio-Television technicians during the past 21 years—and stand ready to train you, even if you have no previous experience! Mail coupon and get all the facts—FREE!



**Valuable Equipment Included
 With Training**

The new Sprayberry "package" plan includes many big kits of genuine, professional Radio-Television equipment. You perform over 300 demonstrations, experiments and construction projects. You build a powerful 6-tube 2-band radio set, multi-range test meter, signal generator, signal tracer, many other projects. All equipment and lessons are yours to keep . . . you have practically everything you need to set up your own profitable Radio-Television service shop.

Earn Extra Money While You Learn!

All your 10 months of training is IN YOUR HOME in spare hours. Keep on with your present job and income while learning. With each training "package" unit, you receive extra plans and "Business Builder" ideas for spare time Radio-Television jobs. New television stations everywhere, open vast new opportunities for trained Radio-Television Technicians—and those in training. If you expect to be in the armed forces later, there is no better preparation than practical Sprayberry Radio-Television training.

YOU BUILD the Television set and the powerful superhet radio receiver shown above. IN ADDITION to the other test units shown here (many are not shown because of lack of space). All equipment I send you is **YOURS TO KEEP.**

SPRAYBERRY ACADEMY OF RADIO 111 NORTH CANAL ST.
 Dept. 25-P Chicago 6, Ill.

**MAIL COUPON
 TODAY!
 NO OBLIGATION**

**SPRAYBERRY ACADEMY OF RADIO, Dept. 25-P
 111 North Canal St., Chicago 6, Ill.**

Please rush to me all information on your 10-MONTH Radio-Television Training Plan. I understand this does not obligate me and that no salesman will call upon me. Be sure to include 3 books FREE.

Name..... Age.....

Address.....

City..... Zone..... State.....

I invite you to get all the facts—
**FREE TO YOU 3 BIG
 RADIO-TELEVISION BOOKS**


I want you to have ALL the facts about my new 10-MONTH Radio-Television Training—without cost! Rush coupon for my three big Radio-Television books: "How to Make Money in Radio-Television." PLUS my new illustrated Television Bulletin PLUS an actual sample Sprayberry Lesson—ALL FREE. No obligation and no salesman will call. Mail coupon NOW!



TELEVISION FRONT ENDS on SALE at McGEE—STANDARD COIL, RCA, SARKES-TARZIAN

STANDARD COIL CASCADE TUNER \$19.95

The Cascade Circuit of the Standard Tuner offers a new development of this famous TV front end assembly which affords a 2-to-1 improvement in gain and a 35% to 50% reduction of noise over the pentode tuner. Other advances include: conversion to I.F. reception by interchange of channel inductors; increased sensitivity for TV sets in fringe areas; elimination of booster use; and a high profit item for the serviceman as a replacement unit under factory cartoned. Series TV-2000 TV tuner, comp., with tubes 6BK7 or 6BQ7 and a 6J6. Suggested price, \$19.95 ea.



THE ORIGINAL STANDARD COIL TV TUNER \$12.95

Five millions of this 12-channel Standard Coil tuner now in use. The popular model with clip-in channel inductors and concentric fine tuning shaft. You save over 50%. Price includes tubes. Stock No. SC-947, \$12.95 each; 2 for \$25.00. Choice of 2 7/8" or 3 1/4" length insulated shaft. Used on Emerson Model 650D, 655, etc. Filaments connected in series (12 volts) and shunted .6 amp drain for AC-DC TV sets. Priced with tubes 6AG5 or 6BK5 and 6J6. Stock No. SC-948, \$13.95 each; 2 for \$27.00. Available with either 3", 3 1/2", or 5" shaft length. Filaments are in parallel for 6.3 volts AC operation. Price includes tubes 6AG5 or 6BK5 and 6J6. Note: Both tuners have IF coil attached for intercarrier sets. For sets with separate sound we suggest using the converter coil on the following (furnished with each tuner.) Bakelite channel selector knob with embossed channel markings, 59c extra.



STANDARD COIL TUNERS FOR ADMIRAL SETS \$13.95

2 tube Standard Coil tuners for Admiral TV sets. Price includes tubes: 6AG5 or 6BC5 and 6J6. Brand new. For intercarrier models: No. 94C9-1, 1 1/2" shaft, No. 94C9-2, 2 1/4" shaft. For separate sound models: No. 94C18-3, 3 1/4" shaft, No. 94C18-4, 5" shaft. (Numbers listed are Admiral part numbers.)

3-TUBE SARKES-TARZIAN T.V. TUNER \$9.95

This popular Sarkes-Tarzian Type 3 tuner is widely used. 13 channel rotary type switch with individually tuned coils. Price complete with diagram and 6J6 AC operating tube. Choice of 6BK5 or 6BQ7 and 6J6. Note: Regular factory cost is twice our price. Each tuner is wired ready to hook up to a video and sound IF strip. May be used with either low-carrier or high-carrier IF circuit. Has built-in converter coil, built in fine frequency control. Sarkes-Tarzian TV tuner, with 3 tubes. Net price, \$9.95 each. Specify shaft length, either 2 7/8" or 4 3/4".



RCA 201E1 TV TUNER \$7.95

Terrific buy on this RCA tuner. We have a limited quantity of the famous original 201E1, 13 channel completely wired and tested TV front end tuners. Ready to connect to your TV video I.F. strip. Offered at a sacrifice. Price was \$41.00. Now only \$7.95 each, with diagram. Each tuner in good condition and has been repaired. Stock No. RCA-13P, TV front end tuner. Converter coil type for separate sound as used in the famous 630 chassis. Complete with 3-6J6 tubes. \$7.95. Specify shaft length desired, either 2" or 4".



BRUSH CRYSTAL EAR PHONE \$5.49

With Control

Simply clip on to the speaker voice coil of any radio or TV set or to an audio amplifier. No soldering necessary. Listen in privately to your favorite programs. The tiny Brush crystal ear phone fits your ear just like a regular hearing aid. A small remote control box enables using 20 ft. from the radio or TV set. Has its own separate volume control and small matching transformer built-in to operate the crystal from any speaker voice coil. Ideal for hospitals, homes, hundreds of other uses. 10 times more comfortable to wear than conventional earphones. Stock No. BR-500 includes Brush crystal ear piece, remote control box, 20 ft. of cable and instructions. Sale price, \$5.49 complete. Brush crystal ear phone with 36" cord, Stock No. BR-51, \$2.95. (You connect it like any crystal earphone, diagram furnished.) Accessory kit includes volume control with switch plus coupling capacity and instructions, 99c extra.

CROSLY RADIO WITH 45 RPM CHANGER \$29.95

3 tube superhet radio (540 to 1600 kc Broadcast) using 12SA7, 12SK7, 12SQ7, 12SQ7, 6AL5 and 6X4. Automatic changer for up to 8 45 RPM records (6 7/8" only). Brand new in original factory cartons. Only 100 to sell at the terrific low price of \$29.95. Shipped Express only. Shipping weight 23 lbs. Mahogany cabinet, 13" x 16" x 8 1/2" high. Lid covers 45 RPM changer (will not play 78 or 33 1/3 RPM records), or optional children and grown-ups alike. Model No. 10-143M, \$29.95.

T.V. RADIO NEWS SPECIAL \$9.95

3 Flyback and 3 Deflection Yokes for \$9.95. You get 3 deflection yokes, 2-70° yokes, and 1-35° yoke, and 3 horizontal flyback tubes. General Electric 14,000 volt ceramic core 70° and 1 early model Philco. The G.E. flyback cost regularly more than our price for the complete deal. Stock No. 33YK, ship. weight, 5 lbs. Radio News Special, only \$9.95.

T.V. COMPONENT DEAL #CGE \$12.95

Here is a terrific TV parts deal for those who repair TV or for the builder and experimenter. You get a Meissner 12-channel TV tuner, a Crosley 5-tube video IF strip, a 14KV G.E. horizontal output transformer, a 14KV G.E. vertical output transformer, plus a 70° cosine deflection yoke (no tubes included). It's worth \$20.00. Our sale price, only \$12.95.

GENUINE STANDARD COIL T.V. BOOSTER \$11.95

Not Surplus, But Right From the Factory

Latest Model B-51 Standard Coil Television Booster. McGee makes another lucky purchase and as usual, passes the saving on to you. The famous Model B-51, 12 Channel Standard Coil TV booster, which lists for \$35.00, is offered to you for only \$11.95 each. Brand new, factory cartoned and fully guaranteed. McGee, this top quality single stage booster utilizes printed high frequency circuits for improved performance on all channels. Uses 6AK5 tube. Average gain, 6 to 7 volts on low channels and 5 or 6 on high channels. No distorting of picture or sound. Has extremely low noise factor. Continuous one-knob tuning and channel selector control switch for off-on and by-passing 300 ohm lead-in to set. Modern design, dark brown plastic cabinet, 8" x 4 1/2" x 3 1/4". Made for 110 volt, 60 cycle AC operation. Shipping weight 5 lbs. Model B-51. Sale price, \$11.95 each, or buy 2 for only \$22.00.



McMURDO SILVER BOOSTER \$10.95

Sensational value. Continuously variable inductance type tuner, from channel 2, including the FM band, through channel 13. This booster is self powered for 110 volts AC operation. Incorporates a 6J6 tube. Input for 300 ohm TV line and 300 ohm output to the TV set. Single knob tuning. Attractive plastic case. McMurdo Silver Super Sonic TV-FM booster. Stock No. GB-6B. Shipping weight 5 lbs. McGee's terrific sale price, \$10.95 each, two for \$20.00.



1952 MODEL ASTATIC \$19.10

New Astatic "Scannar" TV booster with improvements to match the newer model TV receivers. Minimum noise with maximum gain. Balanced circuit with 6J6 and 6HQ7. Input and output for both 2 and 300 ohm. Mahogany finished metal cabinet 6 1/2" x 4 3/4" high. Model CT-1. Net price \$19.10.

1952 MODEL REGENCY \$19.10

New Regency DB-520 TV booster with exclusive circuit stabilizer and newly designed cabinet only 4 1/2" x 6 1/4". Improved circuit with push-pull 6J6 is equal to the best case circuit and has higher gain. Matches 72 or 300 ohm. Net price \$19.10.

20 IN. CONV. KIT \$29.95

Our 20" conversion kit includes a 6-month guaranteed 20HP4, 20" rectangular blackface picture tube. Plus a 14,000 volt G.E. built high voltage flyback transformer, plus a matched 70° cosine yoke, plus a 20" rectangular gold trimmed plexiglas mask and suggested diagram. The picture tube is the latest electro-static focus type that requires no focus coil. Shipped via express or truck only. Ship. weight, 40 lbs. Stock No. 20-TP, net price, \$29.95.

14-INCH CONVERSION KIT \$19.95

Our 14" conversion kit includes an RCA MK-430 14" rectangular blackface picture tube, plus a 14,000 volt G.E. built flyback, plus a 70° cosine yoke, plus a 14" plexiglas gold trimmed mask. Offered at the very low price of \$19.95. Suggested diagram furnished. Ship. weight, 20 lbs. Via express or truck only. Stock No. RC-14X, net price, \$19.95.

17-INCH CONVERSION KIT \$24.95

Our 17" conversion kit includes a 6-month guaranteed 17HP4 blackface rectangular picture tube, plus a G.E. built 14,000 volt flyback, plus a matched 70° cosine yoke, plus a gold trimmed 17" plexiglas mask, and suggested diagram. The 17HP4 is the latest electro-static focus tube that requires no focus coil. Shipped via express or truck only. Stock No. 17-TP4, Net price, \$24.95.

TERRIFIC FLOURESCENT FIXTURE SALE

IS YOUR SERVICE DEPT. PROPERLY LIGHTED?

SAVE 50% ON THIS 4-LIGHT FIXTURE \$12.95, TWO FOR \$25.00 WITH LAMPS



TOP ILLUSTRATION—This is the finest value in a 40 watt fluorescent fixture that we have ever offered. Constructed of heavy gauge metal with lustre white enamel finish. Furnished with General Electric 36" x 30" watt white fluorescent lamps. Fixture may be mounted on chains. These fixtures are beautifully constructed. Use them over your service bench. Brand new in factory cartons properly packed for shipment. These fixtures sold for up to \$30.00. We thought it was time to get our bargain on to you. Why pay more than this to modernize your shop. Shipping weight 2 lbs. each. Shipped via Express, Rail Freight or Truck only. Stock No. MK-430 fixture complete. Net \$12.95; 2 for \$25.00.

DELUXE MODEL WITH GLASS, \$14.95; CEILING CANOPY, \$1.95

Bottom Illustration
Deluxe Model No. MK-430N, same as No. MK-430 described above with the exception that it has translucent glass over the lamps to diffuse the light. CEILING CANOPY, \$1.95 extra. Suggested diagram furnished. Ship. weight 33 lbs. Net price \$14.95; 2 for \$28.00.

COMPLETE RADIO TELEVISION AND AMPLIFIER KITS AT McGEE

3-WAY PORTABLE KIT \$15.95

A NEW '52 MODEL
New 1952 Model 3-way personal portable radio kit. Operates on 110 volts AC-DC or 67 1/2 B plus 1 1/2 volt self-contained batteries. Leatherette covered case size, 5 1/2" x 3 1/2" x 8 1/2". Receives broadcast 550 to 1650 KC. A conventional 2-gang superhet circuit with 458 KC iron core IF's. Incorporates the new super gain stick loop antenna. All plated chassis. Lab. approved circuit—matched parts. Price includes all parts, tubes, diagram, Alnico V PM speaker. A factory quality kit. Stock No. PN-4T, shipping weight 7 lbs. The complete kit, less batteries, \$15.95, 67 1/2 B, \$15.95; 1 1/2 A, 39c extra.

8-Tube Hi-Fi Amplifier Kit \$29.95

A complete kit, including tubes: 3-7E5, 2-6A3, plus rectifier diagram and photos. Inputs for radio tuner and any kind of phono pickup, crystal or G.E. variable reluctance) and either crystal or dynamic mike. Output matches 8 ohm voice coil. Twin electronic bass and treble tone controls with noise selector switch for either juke box quality with heavy bass response or brilliant symphonic range. Response 18 to 20,000 cps. 8 tube all triode amplifier kit, complete with tubes. Shipping weight 25 lbs. Model 7X5. Net \$29.95.

10-TUBE RADIO KIT \$29.95

10 tube broadcast tube radio chassis. 8 tube kit, complete with tubes: 2-6X4, 6SA7, 6G16, 6H6, 2-12AX7, 2-6V6 plus rectifier, diagram and instructions. 3 gang superhet with 8" slide rule dial. Chassis size, 12 1/2" x 10" x 6 1/2" high. Features push-pull 6V6 high fidelity audio output matches 3 to 8 ohm voice coil speakers. Inputs for G.E. variable reluctance or crystal phono pickup and crystal or G.E. variable reluctance speaker. Model BK-R10 kit less speaker, shipping weight 18 lbs. Net \$29.95.

6-TUBE 2-BAND KIT \$14.95

Popular with schools and colleges for training. 6 tube 2-band radio kit with plastic cabinet. Receives 1 v c s broadcasts and 6 to 18 mc shortwave. Full 2 gang superhet with 5" speaker and slide rule dial. A complete kit with tubes: 12SK7, 12SKR, 12SK7, 12SQ7, 35L6 and 5Z5, diagram and instructions. Factory quality. Cabinet size 13" x 6 1/2" x 8 1/4". Shipping weight 12 lbs. Model MEG-2. Net \$14.95.

Build Your Own \$7.95 Phono-Mike Broadcaster

Kit Model DE-6R. With this simple kit you can build a 3-tube phono oscillator that also has a mike input. Broadcast over any radio within your home, (about 75 feet) from 1000 to 1500 kc. Input for crystal mike or crystal phono pickup. Fader control fades from mike to record. Ideal for a home P.A. system, baby listener and home entertainment. A complete kit of parts including tubes. Kit Model DE-6R, Net price, \$7.95. DE-6RW, wired and tested, Net price, \$9.95. Crystal mike and desk stand, \$4.95 extra. Concealed microphone unit, only 1 7/8" in diameter and 1/4" thick. Specify hidden mike when ordering. Stock No. T-001, Net, \$3.95 extra.



10-Watt Hi-Fi Amplifier Kit \$14.95

A complete kit of parts including tubes: 12AX7, 12AU7, 2-50L6, plus rectifier diagram and instructions to build a high fidelity twin triode control audio amplifier with bass and treble boost. Inputs for radio tuner, crystal or G.E. variable reluctance. Output matches 8 ohms. Response from 50 to 15,000 cps. Chassis ready punched. Vertical alignment. Straight forward circuit with twin triode gain stages and 2-50L6 tubes in push-pull. Size, 5 1/2" x 10" x 5 3/8" high. Model AP-10R, ship. wt. 8 lbs. Sale price \$14.95.

17, 20" T.V. Kit \$59.95 Less Tubes

A complete kit of parts to build an AC transformer operated television chassis for use with a 16", 17" or 20" rectangular picture tube. The 12 channel Sarkes-Tarzian tuner is already wired, as is the tube video IF strip. Circuit is of the conventional design. Do not buy this unless you understand Television. It is difficult to wire. We furnish schematic diagrams with WH-20. Ship. wt. 40 lbs. less all tubes. Net \$59.95. 17" 17BP4A, \$19.95, less picture tube \$16.95. 20HP4, \$25.00.

5-TUBE AC-DC KIT \$12.95

Model RS-5. A 5 tube AC-DC straight broadcast kit, housed in the same cabinet as MEG-2 above. Complete with tubes. Shipping weight 10 lbs. Net \$12.95.

AC POWERED BROADCAST TUNER KIT \$12.95

A self-powered, 3-gang superhet tuner kit with R.F. stage. This complete kit is furnished with a diagram, photo and tubes. 6AU6 R.F., 6BE6 oscillator R.F., 6AU6 I.F. detector, 6AL5 diode, AVC, plus rectifier. Connect to any audio amplifier. Ideal for use with our S-2020, TM-16 or 7x5 amplifier kits. Chassis size, 9 1/4" x 4 1/4" high. Shipping weight 7 lbs. Broadcast tuner kit Model BT-38X. Net price, \$12.95.



McGEE RADIO COMPANY

Prices F.O.B. K.C. Send 25¢ Deposit with Order, Balance Sent C.O.D. With Parcel Post Orders, Include Postage

TELEPHONE VICTOR 9045. WRITE FOR FLYER 1422 GRAND AVE., KANSAS CITY, MISSOURI

BUY YOUR FM-AM CHASSIS—CHANGERS—SPEAKERS AT McGEE


ESPEY 12-TUBE FM-AM CHASSIS, \$64.50

- ★ BUILT-IN PRE-AMP FOR G.E. VARIABLE RELUCTANCE PICK-UP
- ★ WIDE RANGE AUDIO
- ★ WHY NOT ORDER WITH A COAXIAL SPEAKER AND A RECORD CHANGER? SEE OUR SPECIAL OFFERING

McGee's new 1952 model 12-tube FM-AM chassis. Latest design with phono inputs for all types of record players, crystal or G.E. variable reluctance. Receives standard broadcast 540 to 1700 kc and FM 88 to 108 mc. Wide range audio response (push-pull 6V6 output) and bass boost tone control. Loop antenna for broadcast and 500 mm flat type FM antenna may be stapled in cabinet. Attractive lighted slide dial. Chassis size, 13 1/2" x 9" high and 9" deep. Complete with tubes: 6BE6, 6BA6, 6HA6, 12AT7, 6SH7, 6AL5, 6SQ7, 12AU7, 2-6V6GT and 5Y3GT rectifiers. Shipping weight 20 lbs. Stock No. 7C-X. Espey 12-tube FM-AM chassis price, \$64.50, less speaker. Output matches voice coil of 12" or 15" coaxial speakers.



50-WATT BOOSTER AMPLIFIER—\$39.95



25-Watt Horn \$28.95 A sensational value, 50 watt booster amplifier with push-pull parallel 6L6 output tubes. Connect to your present amplifier as a booster or use with the PR-2X Pre-amp to add the use of 2 mikes and one low level audio. The booster amplifier has one input jack and with 1 volt input gives 50 watts of audio. Booster has a 6 lb. potted case high fidelity output transformer, matches speaker power supply with 50U4 rectifier. Price includes tubes: 4 6L6, 7N7 and 70A. The two variable controls are for master volume control and base boost tone control. Size 8 3/8 x 6 1/2 x 14 1/2. Stock No. PA-55N. Shipping weight 24 lbs. Sale price \$39.95 ea.

2-MIKE PRE-AMP. Pre-amplifier plugs in directly to the PA-55N Booster amplifier. It enables use of 2. Crystal or Dynamic Mikes plus one low level input. Furnished with 4 foot cables and plugs for remote control of the 50 watt Booster. Small chassis size 5 x 3 1/4 x 4". Stock No. PR-2X, with tubes 7F7 and 7N7. Net price \$12.95 ea.

25-WATT HORN 25-Watt Driver and 3 1/2-foot air column re-entrant Trumpet. The 100% weatherproof, horn is spun aluminum, offered to you at a considerable savings. Stock No. MA-33. Shipping weight 20 lbs. Net price \$28.95.

3-SPEED PORTABLE ELECTRIC PLAYERS

TWO NEW MODELS
\$21⁹⁵ \$18⁹⁵
\$21.95—LOTS OF 3—\$18.50
PLAYS ALL 3 SPEEDS
ALL 3 SIZES

New 1952 model 7843-X electric portable player has crystal pickup with all-purpose, 3-speed needle and brown reptile grain leatherette cover. 10 lbs. Shipping wt. 16 lbs. Sale price, \$18.95 each, lots of 3, \$18.50 each.

Deluxe model 8532-X electric portable player has tone control and flip-over crystal cartridge with two needles for playing LP and standard records. Tan leatherette cover. Ship. wt. 11 lbs. Sale price, \$21.95 each, lots of 3, \$21.50 each.

Both models are housed in sturdy wood cases covered with durable leatherette material. They have powerful 3-tube amplifiers with full-size Alnico V dynamic speakers and volume controls. Plays all 3 speeds, 78, 45 and 33 1/3 RPM and all 3 sizes, 7", 10" and 12" records.

TERRIFIC VALUES IN SPEAKERS AND Baffles

8" PM AND LEATHERETTE Baffle, \$4.95
LOTS OF 10, \$4.75

The finest Leatherette Baffle we have ever offered. New self-supporting plastic grill material, baffle is covered tan with matching grill. Offered with a good heavy duty Alnico V PM speaker with 3.2 ohm voice coil. Stock No. 818. Speaker and Baffle, \$4.95 ea.; lots of 10, \$4.75. Stock No. NV-8. \$2.29 ea. 10 for \$19.95.

12" PM AND WALNUT Baffle, \$9.95
LOTS OF 3, \$8.95

The finest built 12" Walnut plywood wall baffle we know of. Factory cost of the famous juke box manufacturer, \$8.00. We offer with a 12" PM for little more. You pay only \$9.95 in single lots, or \$8.95 in 3 lots for both a 12" Quam Alnico V PM with 3.2 ohm voice coil and the beautiful wall baffle, 13" Speaker Baffle combination. Stock No. BS-120. \$9.95 ea.; lots of 3, \$8.95 ea. 12" Baffle only, SEG-12, \$4.95 each.

MIKES AND STANOS
 4D-T, high impedance dynamic microphone with \$5.00 of cable. Sale price, \$10.95. 35" to 64" chrome floor stand for mike, \$5.88.

3-STATION INTERCOM MASTER, \$14.95
USE UP TO 3-SUB STATIONS, \$4.94 EACH

A red-hot intercom master value. A full 3 tube, 110 volt AC DC master with 3 station selector switch and easy accessible volume control. Small compact size, 5" x 6" x 1 1/2" high. Makes an attractive cabinet installation. May be used with one to three of our G-4T substations described below. Intercom master is quiet at all times except when press-to-talk switch is pressed at either the master, or one of the subs. Shipping wt. 5 lbs. Stock No. KA-3, master station, less subs, Net \$14.95. Stock No. G-4T, broken plastic substitution, with Alnico V PM speaker and press-to-talk switch. May be purchased with or without master station. Shipping weight 2 lbs. Net, \$4.49 ea. 3 station plastic intercom cable, 100 ft. \$1.95; 500 ft. \$8.95.

4 General Electric Diodes for \$1.95
Reg. \$7.20 Net

You receive 2-1N48, 1-1N52, 1-1N63. All genuine General Electric Germanium crystal diodes. The total dealers net is \$7.20. A special purchase enables a savings over \$5.00 to you on this kit of 4 diodes. G.E. Germanium crystal diodes are growing in popularity every day. Every radio and TV service department will do well to have a few of these kits on hand. Stock No. GED-4, kit of 4 diodes, 1-1N48, 1-1N52 and 1-1N63 only \$1.95 or 2 kits for \$3.75.

38-WATT WIDE RANGE AMPLIFIER
WITH PUSH PULL PARALLEL 6L6'S—FOR USE WITH RADIO TUNER OR RECORD CHANGER
★ TWIN TONE CONTROLS FOR REMOTE OPERATION

38 watt amplifier for use with phono pickup or radio tuner. 1 volt input produces full audio output. Features: 4-6L6 tubes in push-pull parallel. Heavy potted 50 watt output transformer with taps at 4-8-16-60 and 250 ohms. Wide range audio response 20 to 15,000 cps. Twin electronic continuously variable bass and treble tone controls and gain control on a remote control switch, conveniently located. One half of the dual tone input is left ungrounded, so that you can add enough gain for a microphone or a variable reluctance phono pickup if desired. Chassis size 12" x 18". Remote control 2 1/2 x 7 1/2". Shipping weight, 30 lbs. Model No. RA-938, complete with 4-6L6, 3-6SN7, and 2-6W4GT tubes. Sale price, \$49.95.

G.I. 3-SPEED CHANGER WITH G.E. \$22⁹⁵
VARIABLE RELUCTANCE TURN-ABOUT CARTRIDGE

Another tremendous McGee Scoop Brand new General Instrument 3-speed automatic record changers. Complete with RPX-050 G.E. variable reluctance cartridge with turn-about stylus. Plays all 3 speeds automatically: 78, 10" or 12" records. Has reject button. Repeats last record. Base size, 12" x 12 1/2". Shipping weight 14 lbs. Stock No. 700-G.E. Scoop price, \$22.95.

G.I. 3-speed changer same as above, but with Webster flip-over twin needle cartridge. Stock No. GI-700. Sale price, \$21.95 each.

McGEE'S \$62.50 LIST 15" COAXIAL SPEAKER, \$21.95
21 OZ. ALNICO V MAGNET—5" TWEETER

This is the finest 15" coaxial PM speaker value that we have ever offered. New 1952 production, of a famous manufacturer of fine speakers. The 15" speaker has a 2 1/2" tweeter and a 12" woofer of equal construction. Will reproduce low frequencies down to 20 cps. The 5" tweeter is coaxially suspended and will respond up to 17,500 cps. The high-pass filter is concealed under the top cover, leaving only two wires to connect both the tweeter and woofer to your amplifier or transformer of a radio. Stock No. P15-CR, shipping weight 13 lbs. Net price \$21.95.

12" COAXIAL SPEAKER, \$12.95

McGee offers the new 1952 model 12" coaxial PM speaker. Quality you would put in a manufacturer, 12" woofer has 6.8 ohm Alnico V magnet. It is coaxially suspended and has a metal diffuser. High pass filter is under the top cover. Only two wires to connect to your radio or audio amplifier. 8 ohm with 8 watt peak and 0 watt average. Shipping weight 8 lbs. Resonance frequency, 200 cps. Stock No. CU-14Y. Sale price \$12.95 each; 2 for \$25.00.

12" JENSEN PM, \$15.95

Another McGee Scoop! Jensen Concert 12" Alnico V magnet PM speaker. 8 ohm voice coil. Will take 25 watt audio. You save dollars on this speaker, just 100 to sell. Shipping weight 8 lbs. Stock No. P-12P. Sale price \$15.95; 2 for \$30.00.

3-SPEED CHANGERS ON SALE AT McGEE
WEBSTER CHICAGO MODEL 100-2 ONLY \$26⁹⁵

For the first time we offer the world famous Webster-Chicago model 100-2. Features a newly designed spindle, that drops the records flat, air-cushioned to the turntable. Pickup arm sets down automatically after the last record is played. All records automatically. 33 1/3, 78 and 45 rpm. New balanced tone arm with Electro-Voice 714-A-Matic cartridge, with dual tone needles. Ordinarily costs over \$37.00. McGee offers them only \$26.95 each. Base size 12" x 12 1/2". Shipping weight 14 lbs.

V.M. 3-SPEED MODEL 406 \$22.95

VM model 406, deluxe 3 speed automatic record changer. Plays them all. Interchanges records of the same speed. Equipped with a flip over crystal pickup with twin needles. Base size, 12 1/4 x 13". Shipping weight 12 lbs. VM-406. Net price \$22.95.

TERRIFIC COMBINATION CABINET SALE

Originally intended for an Admiral 14" TV combination. Made of mahogany veneer, 32" wide, 35 1/2" high and 20" deep. Offered at less than the factory production cost. Upper left door is made to swing down, opening record compartment, 14 1/2" x 13 1/4" x 20" deep. Upper right door swings open for the TV compartment. (Note: the TV chassis area is only 14 1/2" wide and 15 1/2" high, 20" deep. Limiting the size of TV chassis to a 14" set.) Panel is cut for the 14" Admiral. Up to a 12" speaker may be mounted in the lower right section. Lower left section has hinged door and is for record storage. Brass hardware and matching grill cloth. Shipping weight 60 lbs. Stock No. A-339. Special Price, \$29.95. Blank panel overlay for cut out panel, \$3.95 extra.

CAPEHART CABINET FOR 1000 SET—ONLY \$99⁹⁵

EITHER WALNUT OR MAHOGANY

Beautiful, finest quality walnut combination radio-phonograph cabinet, 42" high, 42" wide and 22" deep. Made for Capehart fine combination selling for \$300 and up. Cabinet cost manufacturer over \$200.00. Has highly polished matched walnut panels. Made of fine materials. Top and change console. This cabinet weighs approximately 175 lbs. The changer radio and speaker grill all have hinged doors. Radio compartment on right, hand side is 14" high and 11 1/2" wide. Made to mount chassis vertically. Changer compartment is 14" high by 20 1/2" wide. Large enough to hold changer or recorder mechanism. Front 10" of top over the changer compartment is hinged to fold back for easy access to the changer. Both doors have change console. Baffle is cut for a 12" speaker and the speaker compartment is 12" x 18". Stock No. E-275 Capehart Walnut or Mahogany.

Note: This cabinet has a very large record changer compartment. It is suggested that you obtain a selective record changer from a juke box operator and make a selective radio-phonograph combination.

CAPEHART CABINET, \$79.95
BLANK OR CUT TO FIT ESPEY CHASSIS

Buy this cabinet with Espey chassis and the VM changer listed above and have a fine radio-phonograph combination for less than the value of the cabinet alone. This beautiful cabinet was introduced by a Capehart \$800.00 combination. It is the finest possible furniture quality cabinet workmanship, 37" high, 40" wide and 21" front to back. Hinged top lifts in two sections, 25 1/2" lift covers the changer compartment and 14 1/2" is the width of the radio compartment. Changer mounting panel is furnished blank. Radio panel is shipped ready cut to fit the 7-C Espey chassis. Baffle is cut to hold 2-12" speakers. Made of top quality walnut veneer, 7/8" material used throughout. Shipped via truck, rail or express only. Shipping wt., 160 lbs. Stock No. C-175, with panel cut for Espey 7-C, \$79.95. Stock No. B-175B, with blank changer and radio panel, \$79.95. Buy 2-12" 32 oz. Alnico PM speakers for use in this cabinet for only \$15.00 (\$7.50 each).

McGee's new 1952 model 12-tube FM-AM chassis. Latest design with phono inputs for all types of record players, crystal or G.E. variable reluctance. Receives standard broadcast 540 to 1700 kc and FM 88 to 108 mc. Wide range audio response (push-pull 6V6 output) and bass boost tone control. Loop antenna for broadcast and 500 mm flat type FM antenna may be stapled in cabinet. Attractive lighted slide dial. Chassis size, 13 1/2" x 9" high and 9" deep. Complete with tubes: 6BE6, 6BA6, 6HA6, 12AT7, 6SH7, 6AL5, 6SQ7, 12AU7, 2-6V6GT and 5Y3GT rectifiers. Shipping weight 20 lbs. Stock No. 7C-X. Espey 12-tube FM-AM chassis price, \$64.50, less speaker. Output matches voice coil of 12" or 15" coaxial speakers.

ESPEY DEAL (1), \$104.95

Espey 7-C chassis complete with 12" coaxial PM speaker CU-14Y and VM-950 G.E. 3-speed changer equipped with a G.E. turnabout variable reluctance cartridge. A better home music system than ordinarily available. Espey deal. Sale price \$104.95. With 15" coaxial PM speaker P15-CR instead of CU-14Y, \$10.00 extra.

ESPEY DEAL (2), \$118.95

Espey 7-C chassis complete with 12" coaxial PM speaker CU-14Y and the Garrard 2-S-P-E-E 3-speed changer equipped with a G.E. variable reluctance turnabout cartridge. Our best home music system. Espey Deal #2. Sale price \$118.95. With 15" coaxial PM speaker P15-CR instead of CU-14Y, \$10.00 extra.

ESPEY DEAL (3) \$138.95

Espey 7-C chassis complete with THREE 12" coaxial PM speakers CU-14Y (these three 12" coaxial speakers give a cone area equal to an 18" speaker) and a Garrard 2-S-P-E-E 3-speed changer with G.E. variable reluctance turnabout cartridge, Espey Deal #3. Sale price \$138.95.

McGEE'S \$62.50 LIST 15" COAXIAL SPEAKER, \$21.95
21 OZ. ALNICO V MAGNET—5" TWEETER

This is the finest 15" coaxial PM speaker value that we have ever offered. New 1952 production, of a famous manufacturer of fine speakers. The 15" speaker has a 2 1/2" tweeter and a 12" woofer of equal construction. Will reproduce low frequencies down to 20 cps. The 5" tweeter is coaxially suspended and will respond up to 17,500 cps. The high-pass filter is concealed under the top cover, leaving only two wires to connect both the tweeter and woofer to your amplifier or transformer of a radio. Stock No. P15-CR, shipping weight 13 lbs. Net price \$21.95.

12" JENSEN PM, \$15.95

Another McGee Scoop! Jensen Concert 12" Alnico V magnet PM speaker. 8 ohm voice coil. Will take 25 watt audio. You save dollars on this speaker, just 100 to sell. Shipping weight 8 lbs. Stock No. P-12P. Sale price \$15.95; 2 for \$30.00.

3-SPEED CHANGERS ON SALE AT McGEE
WEBSTER CHICAGO MODEL 100-2 ONLY \$26⁹⁵

For the first time we offer the world famous Webster-Chicago model 100-2. Features a newly designed spindle, that drops the records flat, air-cushioned to the turntable. Pickup arm sets down automatically after the last record is played. All records automatically. 33 1/3, 78 and 45 rpm. New balanced tone arm with Electro-Voice 714-A-Matic cartridge, with dual tone needles. Ordinarily costs over \$37.00. McGee offers them only \$26.95 each. Base size 12" x 12 1/2". Shipping weight 14 lbs.

V.M. 3-SPEED MODEL 406 \$22.95

VM model 406, deluxe 3 speed automatic record changer. Plays them all. Interchanges records of the same speed. Equipped with a flip over crystal pickup with twin needles. Base size, 12 1/4 x 13". Shipping weight 12 lbs. VM-406. Net price \$22.95.

TERRIFIC COMBINATION CABINET SALE

Originally intended for an Admiral 14" TV combination. Made of mahogany veneer, 32" wide, 35 1/2" high and 20" deep. Offered at less than the factory production cost. Upper left door is made to swing down, opening record compartment, 14 1/2" x 13 1/4" x 20" deep. Upper right door swings open for the TV compartment. (Note: the TV chassis area is only 14 1/2" wide and 15 1/2" high, 20" deep. Limiting the size of TV chassis to a 14" set.) Panel is cut for the 14" Admiral. Up to a 12" speaker may be mounted in the lower right section. Lower left section has hinged door and is for record storage. Brass hardware and matching grill cloth. Shipping weight 60 lbs. Stock No. A-339. Special Price, \$29.95. Blank panel overlay for cut out panel, \$3.95 extra.

CAPEHART CABINET FOR 1000 SET—ONLY \$99⁹⁵

EITHER WALNUT OR MAHOGANY

Beautiful, finest quality walnut combination radio-phonograph cabinet, 42" high, 42" wide and 22" deep. Made for Capehart fine combination selling for \$300 and up. Cabinet cost manufacturer over \$200.00. Has highly polished matched walnut panels. Made of fine materials. Top and change console. This cabinet weighs approximately 175 lbs. The changer radio and speaker grill all have hinged doors. Radio compartment on right, hand side is 14" high and 11 1/2" wide. Made to mount chassis vertically. Changer compartment is 14" high by 20 1/2" wide. Large enough to hold changer or recorder mechanism. Front 10" of top over the changer compartment is hinged to fold back for easy access to the changer. Both doors have change console. Baffle is cut for a 12" speaker and the speaker compartment is 12" x 18". Stock No. E-275 Capehart Walnut or Mahogany.

Note: This cabinet has a very large record changer compartment. It is suggested that you obtain a selective record changer from a juke box operator and make a selective radio-phonograph combination.

McGEE'S \$62.50 LIST 15" COAXIAL SPEAKER, \$21.95
21 OZ. ALNICO V MAGNET—5" TWEETER

This is the finest 15" coaxial PM speaker value that we have ever offered. New 1952 production, of a famous manufacturer of fine speakers. The 15" speaker has a 2 1/2" tweeter and a 12" woofer of equal construction. Will reproduce low frequencies down to 20 cps. The 5" tweeter is coaxially suspended and will respond up to 17,500 cps. The high-pass filter is concealed under the top cover, leaving only two wires to connect both the tweeter and woofer to your amplifier or transformer of a radio. Stock No. P15-CR, shipping weight 13 lbs. Net price \$21.95.

12" JENSEN PM, \$15.95

Another McGee Scoop! Jensen Concert 12" Alnico V magnet PM speaker. 8 ohm voice coil. Will take 25 watt audio. You save dollars on this speaker, just 100 to sell. Shipping weight 8 lbs. Stock No. P-12P. Sale price \$15.95; 2 for \$30.00.

3-SPEED CHANGERS ON SALE AT McGEE
WEBSTER CHICAGO MODEL 100-2 ONLY \$26⁹⁵

For the first time we offer the world famous Webster-Chicago model 100-2. Features a newly designed spindle, that drops the records flat, air-cushioned to the turntable. Pickup arm sets down automatically after the last record is played. All records automatically. 33 1/3, 78 and 45 rpm. New balanced tone arm with Electro-Voice 714-A-Matic cartridge, with dual tone needles. Ordinarily costs over \$37.00. McGee offers them only \$26.95 each. Base size 12" x 12 1/2". Shipping weight 14 lbs.

V.M. 3-SPEED MODEL 406 \$22.95

VM model 406, deluxe 3 speed automatic record changer. Plays them all. Interchanges records of the same speed. Equipped with a flip over crystal pickup with twin needles. Base size, 12 1/4 x 13". Shipping weight 12 lbs. VM-406. Net price \$22.95.

TERRIFIC COMBINATION CABINET SALE

Originally intended for an Admiral 14" TV combination. Made of mahogany veneer, 32" wide, 35 1/2" high and 20" deep. Offered at less than the factory production cost. Upper left door is made to swing down, opening record compartment, 14 1/2" x 13 1/4" x 20" deep. Upper right door swings open for the TV compartment. (Note: the TV chassis area is only 14 1/2" wide and 15 1/2" high, 20" deep. Limiting the size of TV chassis to a 14" set.) Panel is cut for the 14" Admiral. Up to a 12" speaker may be mounted in the lower right section. Lower left section has hinged door and is for record storage. Brass hardware and matching grill cloth. Shipping weight 60 lbs. Stock No. A-339. Special Price, \$29.95. Blank panel overlay for cut out panel, \$3.95 extra.

CAPEHART CABINET FOR 1000 SET—ONLY \$99⁹⁵

EITHER WALNUT OR MAHOGANY

Beautiful, finest quality walnut combination radio-phonograph cabinet, 42" high, 42" wide and 22" deep. Made for Capehart fine combination selling for \$300 and up. Cabinet cost manufacturer over \$200.00. Has highly polished matched walnut panels. Made of fine materials. Top and change console. This cabinet weighs approximately 175 lbs. The changer radio and speaker grill all have hinged doors. Radio compartment on right, hand side is 14" high and 11 1/2" wide. Made to mount chassis vertically. Changer compartment is 14" high by 20 1/2" wide. Large enough to hold changer or recorder mechanism. Front 10" of top over the changer compartment is hinged to fold back for easy access to the changer. Both doors have change console. Baffle is cut for a 12" speaker and the speaker compartment is 12" x 18". Stock No. E-275 Capehart Walnut or Mahogany.

Note: This cabinet has a very large record changer compartment. It is suggested that you obtain a selective record changer from a juke box operator and make a selective radio-phonograph combination.

McGEE'S \$62.50 LIST 15" COAXIAL SPEAKER, \$21.95
21 OZ. ALNICO V MAGNET—5" TWEETER

This is the finest 15" coaxial PM speaker value that we have ever offered. New 1952 production, of a famous manufacturer of fine speakers. The 15" speaker has a 2 1/2" tweeter and a 12" woofer of equal construction. Will reproduce low frequencies down to 20 cps. The 5" tweeter is coaxially suspended and will respond up to 17,500 cps. The high-pass filter is concealed under the top cover, leaving only two wires to connect both the tweeter and woofer to your amplifier or transformer of a radio. Stock No. P15-CR, shipping weight 13 lbs. Net price \$21.95.

12" JENSEN PM, \$15.95

Another McGee Scoop! Jensen Concert 12" Alnico V magnet PM speaker. 8 ohm voice coil. Will take 25 watt audio. You save dollars on this speaker, just 100 to sell. Shipping weight 8 lbs. Stock No. P-12P. Sale price \$15.95; 2 for \$30.00.

3-SPEED CHANGERS ON SALE AT McGEE
WEBSTER CHICAGO MODEL 100-2 ONLY \$26⁹⁵

For the first time we offer the world famous Webster-Chicago model 100-2. Features a newly designed spindle, that drops the records flat, air-cushioned to the turntable. Pickup arm sets down automatically after the last record is played. All records automatically. 33 1/3, 78 and 45 rpm. New balanced tone arm with Electro-Voice 714-A-Matic cartridge, with dual tone needles. Ordinarily costs over \$37.00. McGee offers them only \$26.95 each. Base size 12" x 12 1/2". Shipping weight 14 lbs.

V.M. 3-SPEED MODEL 406 \$22.95

VM model 406, deluxe 3 speed automatic record changer. Plays them all. Interchanges records of the same speed. Equipped with a flip over crystal pickup with twin needles. Base size, 12 1/4 x 13". Shipping weight 12 lbs. VM-406. Net price \$22.95.

TERRIFIC COMBINATION CABINET SALE

Originally intended for an Admiral 14" TV combination. Made of mahogany veneer, 32" wide, 35 1/2" high and 20" deep. Offered at less than the factory production cost. Upper left door is made to swing down, opening record compartment, 14 1/2" x 13 1/4" x 20" deep. Upper right door swings open for the TV compartment. (Note: the TV chassis area is only 14 1/2" wide and 15 1/2" high, 20" deep. Limiting the size of TV chassis to a 14" set.) Panel is cut for the 14" Admiral. Up to a 12" speaker may be mounted in the lower right section. Lower left section has hinged door and is for record storage. Brass hardware and matching grill cloth. Shipping weight 60 lbs. Stock No. A-339. Special Price, \$29.95. Blank panel overlay for cut out panel, \$3.95 extra.

CAPEHART CABINET FOR 1000 SET—ONLY \$99⁹⁵

EITHER WALNUT OR MAHOGANY

Beautiful, finest quality walnut combination radio-phonograph cabinet, 42" high, 42" wide and 22" deep. Made for Capehart fine combination selling for \$300 and up. Cabinet cost manufacturer over \$200.00. Has highly polished matched walnut panels. Made of fine materials. Top and change console. This cabinet weighs approximately 175 lbs. The changer radio and speaker grill all have hinged doors. Radio compartment on right, hand side is 14" high and 11 1/2" wide. Made to mount chassis vertically. Changer compartment is 14" high by 20 1/2" wide. Large enough to hold changer or recorder mechanism. Front 10" of top over the changer compartment is hinged to fold back for easy access to the changer. Both doors have change console. Baffle is cut for a 12" speaker and the speaker compartment is 12" x 18". Stock No. E-275 Capehart Walnut or Mahogany.

Note: This cabinet has a very large record changer compartment. It is suggested that you obtain a selective record changer from a juke box operator and make a selective radio-phonograph combination.

McGEE'S \$62.50 LIST 15" COAXIAL SPEAKER, \$21.95
21 OZ. ALNICO V MAGNET—5" TWEETER

This is the finest 15" coaxial PM speaker value that we have ever offered. New 1952 production, of a famous manufacturer of fine speakers. The 15" speaker has a 2 1/2" tweeter and a 12" woofer of equal construction. Will reproduce low frequencies down to 20 cps. The 5" tweeter is coaxially suspended and will respond up to 17,500 cps. The high-pass filter is concealed under the top cover, leaving only two wires to connect both the tweeter and woofer to your amplifier or transformer of a radio. Stock No. P15-CR, shipping weight 13 lbs. Net price \$21.95.

12" JENSEN PM, \$15.95

Another McGee Scoop! Jensen Concert 12" Alnico V magnet PM speaker. 8 ohm voice coil. Will take 25 watt audio. You save dollars on this speaker, just 100 to sell. Shipping weight 8 lbs. Stock No. P-12P. Sale price \$15.95; 2 for \$30.00.

3-SPEED CHANGERS ON SALE AT McGEE
WEBSTER CHICAGO MODEL 100-2 ONLY \$26⁹⁵

For the first time we offer the world famous Webster-Chicago model 100-2. Features a newly designed spindle, that drops the records flat, air-cushioned to the turntable. Pickup arm sets down automatically after the last record is played. All records automatically. 33 1/3, 78 and 45 rpm. New balanced tone arm with Electro-Voice 714-A-Matic cartridge, with dual tone needles. Ordinarily costs over \$37.00. McGee offers them only \$26.95 each. Base size 12" x 12 1/2". Shipping weight 14 lbs.

V.M. 3-SPEED MODEL 406 \$22.95

VM model 406, deluxe 3 speed automatic record changer. Plays them all. Interchanges records of the same speed. Equipped with a flip over crystal pickup with twin needles. Base size, 12 1/4 x 13". Shipping weight 12 lbs. VM-406. Net price \$22.95.

TERRIFIC COMBINATION CABINET SALE

Originally intended for an Admiral 14" TV combination. Made of mahogany veneer, 32" wide, 35 1/2" high and 20" deep. Offered at less than the factory production cost. Upper left door is made to swing down, opening record compartment, 14 1/2" x 13 1/4" x 20" deep. Upper right door swings open for the TV compartment. (Note: the TV chassis area is only 14 1/2" wide and 15 1/2" high, 20" deep. Limiting the size of TV chassis to a 14" set.) Panel is cut for the 14" Admiral. Up to a 12" speaker may be mounted in the lower right section. Lower left section has hinged door and is for record storage. Brass hardware and matching grill cloth. Shipping weight 60 lbs. Stock No. A-339. Special Price, \$29.95. Blank panel overlay for cut out panel, \$3.95 extra.

CAPEHART CABINET FOR 1000 SET—ONLY \$99⁹⁵

EITHER WALNUT OR MAHOGANY

Beautiful, finest quality walnut combination radio-phonograph cabinet, 42" high, 42" wide and 22" deep. Made for Capehart fine combination selling for \$300 and up. Cabinet cost manufacturer over \$200.00. Has highly polished matched walnut panels. Made of fine materials. Top and change console. This cabinet weighs approximately 175 lbs. The changer radio and speaker grill all have hinged doors. Radio compartment on right, hand side is 14" high and 11 1/2" wide. Made to mount chassis vertically. Changer compartment is 14" high by 20 1/2" wide. Large enough to hold changer or recorder mechanism. Front 10" of top over the changer compartment is hinged to fold back for easy access to the changer. Both doors have change console. Baffle is cut for a 12" speaker and the speaker compartment is 12" x 18". Stock No. E-275 Capehart Walnut or Mahogany.

Note: This cabinet has a very large record changer compartment. It is suggested that you obtain a selective record changer from a juke box operator and make a selective radio-phonograph combination.

McGEE'S \$62.50 LIST 15" COAXIAL SPEAKER, \$21.95
21 OZ. ALNICO V MAGNET—5" TWEETER

This is the finest 15" coaxial PM speaker value that we have ever offered. New 1952 production, of a famous manufacturer of fine speakers. The 15" speaker has a 2 1/2" tweeter and a 12" woofer of equal construction. Will reproduce low frequencies down to 20 cps. The 5" tweeter is coaxially suspended and will respond up to 17,500 cps. The high-pass filter is concealed under the top cover, leaving only two wires to connect both the tweeter and woofer to your amplifier or transformer of a radio. Stock No. P15-CR, shipping weight 13 lbs. Net price \$21.95.

12" JENSEN PM, \$15.95

Another McGee Scoop! Jensen Concert 12" Alnico V magnet PM speaker. 8 ohm voice coil. Will take 25 watt audio. You save dollars on this speaker, just 100 to sell. Shipping weight 8 lbs. Stock No. P-12P. Sale price \$15.95; 2 for \$30.00.

3-SPEED CHANGERS ON SALE AT McGEE
WEBSTER CHICAGO MODEL 100-2 ONLY \$26⁹⁵

For the first time we offer the world famous Webster-Chicago model 100-2. Features a newly designed spindle, that drops the records flat, air-cushioned to the turntable. Pickup arm sets down automatically after the last record is played. All records automatically. 33 1/3, 78 and 45 rpm. New balanced tone arm with Electro-Voice 714-A-Matic cartridge, with dual tone needles. Ordinarily costs over \$37.00. McGee offers them only \$26.95 each. Base size 12" x 12 1/2". Shipping weight 14 lbs.

V.M. 3-SPEED MODEL 406 \$22.95</



THE FAMOUS WILLIAMSON AMPLIFIER FOUNDATION KIT

1 Power trans. 810 volts CT @ 225 mls. 6.3v @ 3 amps. 5 6.95
 2-10 Mfd 600 volt oil cond. with brackets. 2.28
 1-12 Hy 250 mil choke 70 ohms. 2.95
 1 Hi fidelity Chicago output trans. 4.89
 Schematic included. Total price \$17.07


If purchased as unit \$15.99

KIT OF 100 RESISTORS

Consists of popular 1/2 and 1 watt resistor values. Made by leading manufacturers—All Standard Brands. \$2.99

SIGNAL TRACER KIT

Complete with probe, tubes, 4" speaker. Battery operated. Make servicing a pleasure with a signal tracer. Can trace a signal from antenna to voice coil. Locate those devilish intermittents with ease. Will pay for itself the first week. Comes in beautiful gray metal cabinet.



\$10.95

Less batteries \$1.99
 Kit of Eveready 467 & 2 flashlight cells \$1.99

630 SUPER DELUXE 31 TUBE TV KIT

Easy to build. Will take all tubes from 16" to 24". Comes with the latest cascade tuner, which gives you the highest signal to raise ratio of any tuner yet developed. All top quality components. This kit has all the latest developments & includes AGC, clipper sync circuits, Armstrong FM. Complete with all tubes, hardware & exploded step by step instruction manual. Less CRT & wire. \$119.44

FP CONDENSER KIT

8 condensers, assorted. All new, standard sizes. Single & multi-sections. Complete with mounting plate. \$12 value. \$2.95

FILAMENT TRANSFORMERS ALL PRIMARIES 115 VOLTS

8.3v c.t. @ 1.2 amps. Channel mt.	\$1.24
6.3v c.t. @ 3 amps. Casod	1.95
6.3v c.t. @ 3 amps. Casod	2.95
2.5v c.t. @ 3 amps. Channel mt.	.98
2.5v c.t. @ 10 amps. Channel mt.	1.98
6.3v @ 6 amps. OR 12.6v @ 3 amps.	2.69
10v @ 18 amps.	4.85
2x 6.3v c.t. @ 4 amps. 5v @ 3 amps. Kenyon	3.95

POWER TRANSFORMERS

STANCOR: Pri. 110v, 125v. 50-60 cv. Sec. 900v c.t. @ 325 mls. 6.3v @ 4.5 amps. 6.3v @ 4.5 amps. 5v @ 6 amps. upright mt. Ship. Wt. 21 lbs. Reduced to \$8.95

RCA: Pri. 115v. 50-60 cv. Sec. 750v c.t. @ 225 mls. 6.3v @ 8 amps. 6.3v @ 1.2 amps. 5v @ 3 amps. Half-shell mtg. Ship. Wt. 13 lbs. Reduced to \$5.99

PHILCO: Pri. 115v. 50-60 cv. Sec. 650v c.t. @ 150 mls. 6.3v @ 4.5 amps. 6.3v @ 3 amps. 5v @ 3 amps. Half-shell mtg. Ship. Wt. 9 lbs. Reduced to \$3.69


10 MFD-600V OIL CONDENSERS

Rated at 220v AC, these Sprague and C-D condensers will operate safely at voltages up to 1000 volts. Ea. 99c (Write for Quantity Prices)

Mounting Brackets. Each 15c

LATEST 630 TV CHASSIS

With the amazing Cascade Tuner. 4 Micro volt sensitivity. Takes all size picture tubes to 21" Unsurpassed for fringe area reception. This Chassis succeeds in providing clear pictures where others fail. New AGC. 15 KV output. Three stage sync separator and clipper. Armstrong FM sound, complete with RCA concert 12" speaker, factory aligned, ready to play, less CR tube.



\$149.95

Tube mounting brackets, as shown \$6.50

PHOTO FLASH CONDENSERS

Low voltage. Sprague latest type. 325 mfd @ 40v. One condenser equivalent to 50 watt \$11.95 second strobe unit. Brand new. Special Sprague Electronic Flash Handbook. How to build 4 Popular flash units using above condensers 35c ea. FREE with condensers.

SPECIAL! CASCADE TV TUNER

Type 2323—Has four times the sensitivity of ANY previous tuner. Less snow—less noise—more brilliant picture on all channels. Uses new 6BQ7—For use with any 630 or similar type set. \$19.95 21.25 MC sound IF—23.75 MC pix IF \$19.95 STANDARD TV 201 TUNER. Over 3 million in use. SPECIAL \$18.95

SLEEPER SPECIALS!

Choke: 10 Hy: 85 mls: hermetically sealed 400 ohms d.c. 49c ea. 3 for \$1.35
 High Impedance Head Sets. Complete with head band, cord, plug, etc. New Shop worn \$1.59
 High Impedance Receiver Units. Made by Trimm. Type B. Brand new. 69c ea.
 3 gang: 530 mfd tuning condensers with 3" drum. Brand new. 69c ea.

TERMS: 20% cash with order, balance C.O.D., unless noted. Prices F.O.B. our warehouse in N.Y., C. Minimum order \$5. NOTE: Due to conditions beyond our control, prices are subject to change.

Phone WOrth 4-3270

ACORN ELECTRONICS CORP.
 76 Vesey St., Dept. N-11, New York 7, N. Y.

FOURTH ANNUAL A.E.S. CONVENTION

The following program of technical papers will be presented during the combined Audio Engineering Society Convention and 1952 Audio Fair to be held October 29-November 1 in New York

Wednesday, October 29 (Morning Session)

RECORDING—W. Oliver Summerlin, Audio & Video Products Corp., Chairman

- "Binaural Disc Recording"—Emory Cook, Cook Laboratories
- "Methods of Measuring Surface Induction of Magnetic Tape"—J. D. Bick, RCA Victor Division
- * "A New Magnetic Recording Tape"—Edward Schmidt, Reeves Soundcraft Corp.

Wednesday, October 29 (Afternoon Session)

NEW DEVELOPMENTS—Bernard Osbahr, Tele-Tech Magazine, Chairman

- * "A New Pocket Wire Recorder"—Oliver Read, Radio & Television News Magazine
- "Constant Current Operation of Power Amplifiers"—Howard T. Sterling, Waveforms, Inc.
- "Musical Therapy"—R. L. Cardinell, Magnetic Programs, Inc.
- "Gun Shot Reinforcers and Synthesizers"—J. L. Hathway & R. E. Lafferty, National Broadcasting Company

Thursday, October 30 (Morning Session)

COMPONENTS—Charles Fowler, High-Fidelity Magazine, Chairman

- "The Deposited Carbon Resistor"—Llewellyn B. Keim, Consulting Engineer
- "Application of Electrolytic Capacitors in DC Power Supplies"—John Maxwell, P. R. Mallory & Company, Inc.
- "Choice of Tubes for Audio Circuits"—W. R. Ayres, RCA Victor Division
- "Review of New Printed Circuit Development and Audio Frequency Applications"—Arthur W. Kelly, Jr., Photocircuits Corp.

Thursday, October 30 (Afternoon Session)

INTERMODULATION DISTORTION SYMPOSIUM—Norman C. Pickering, Pickering & Company, Inc., Chairman

- "Measurement of Non-Linear Distortion"—Alan Bloch, Audio Instruments Co., Inc.
- "Distortion in Phonograph Reproduction"—H. E. Roys, RCA Victor Division

Friday, October 31 (Morning Session)

SPEECH INPUT SYSTEMS—John D. Colvin, Commercial Radio-Sound Corp., Chairman

- "Basic Problems in Audio Systems Practice"—W. E. Stewart, RCA Victor Division
- "Audio Frequency Input Circuits"—W. B. Snow, Vitro Corp. of America
- "The Design of Speech Input Consoles for Television"—Robert H. Tanner, Northern Electric Company, Ltd.

Friday, October 31 (Afternoon Session)

DESIGN DATA—C. J. LeBel, Audio Instrument Company, Chairman

- "Consideration of Some Factors Concerning the Use of Audio Transformers"—W. E. Lehnert, Audio Development Co.
- "Bypass and Decoupling Circuits in Audio Design"—Lewis S. Goodfriend, Audio Instrument Company, Inc.
- * "RC Networks"—Edward D. Sisson, Bell Sound Systems
- "Attenuation Equalizers"—R. F. Bies, Bell Telephone Laboratories, Inc.

Saturday, November 1 (Morning Session)

HOME MUSIC SYSTEMS—C. G. McProud, Audio Engineering Magazine, Chairman

- "Analyzing the LP Pickup Problem"—Theodore Lindenberg, Pickering & Company, Inc.
- * "A New System of Variable Frequency Compensation"—H. J. Leak, H. J. Leak & Co., Ltd.
- "Concert Hall Realism Through the Use of Dynamic Level Control"—John Nigro & Jerry Minter, Measurements Corp.
- "Testing and Adjusting Speaker Installations with The Sound Survey Meter"—William R. Thurston, General Radio Co.

* Titles of papers marked with an asterisk are temporary titles subject to change upon receipt from the author.

BUY TEST EQUIPMENT ON THIS RADICALLY NEW TIME PAYMENT PLAN

NO INTEREST!! - NO CARRYING CHARGES!!

USE CONVENIENT TIME PAYMENT ORDER BLANK BELOW

Superior's New JUNIOR SUPER-METER

MOST COMPLETE AND COMPACT MULTI-SERVICE INSTRUMENT EVER DESIGNED



Handsome round cornered molded bakelite case 3 1/8" x 5 7/8" x 2 1/4" complete with all test leads and instructions

\$2140
NET

Measures: * Voltage * Decibels
* Capacity * Resistance
* Current * Inductance
* Reactance

Specifications: D.C. Volts: 0-7.5/75/150/750/1500 Volts. A.C. Volts: 0.15/150/300/1500/3000 Volts. Resistance: 0-10-100/100,000 ohms. 0-10 Megohms. D.C. Current: 0-7.5/75 Ma. 0-7.5 amps. Capacity: .001 Mfd.—2 Mfd. 1 Mfd.—20 Mfd. Electrolytic Leakage: Reads quality of electrolytics at 150 Volt test potential. Decibels: —10 Db to +18 Db. +10 Db. to +38 Db. +38 Db. to +58 Db. Reactance: 15 ohms—25 K ohms 15 K ohms—2.5 Megohms. Inductance: .5 Henry—50 Henries 30 Henries—10 K Henries. Plus Good-Bad scale for checking the quality of electrolytic condensers.

Superior's New Model 670-A SUPER-METER

A COMBINATION VOLT-OHM MILLIAMMETER PLUS CAPACITY REACTANCE INDUCTANCE AND DECIBEL MEASUREMENTS



The Model 670-A comes housed in a rugged, crackle-finished steel cabinet complete with test leads and operating instructions. Size 6 1/4" x 9 1/2" x 4 1/2".

\$2840

SPECIFICATIONS:
D.C. VOLTS: 0 to 7.5/15/75/150/750/1,500/7,500 Volts.
A.C. VOLTS: 0 to 15/30/150/300/1,500/3,000 Volts
OUTPUT VOLTS: 0 to 15/30/150/300/1,500/3,000 Volts.
D.C. CURRENT: 0 to 1.5/15/150 Ma. 0 to 1.5/15 Amperes.
RESISTANCE: 0 to 1,000/100,000 Ohms 0 to 10 Megohms
CAPACITY: .01 to 1 Mfd. 1 to 50 Mfd. (Quality test for electrolytics)
REACTANCE: 50 to 2,500 Ohms, 2,500 Ohms to 2.5 Megohms
INDUCTANCE: .15 to 7 Henries 7 to 7,000 Henries
DECIBELS: —6 to +18 +14 +38 +34 to +58

ADDED FEATURE:

The Model 670-A includes a special GOOD-BAD scale for checking the quality of electrolytic condensers at a test potential of 150 Volts.

New Model 200 AM and FM SIGNAL GENERATOR

Provides complete coverage for A.M.-F.M. and TV alignment



* Tubes used: One 954 as oscillator; one 954 as modulated buffer amplifier; T-2 as modulator; 7193 as rectifier.

The Model 200 comes complete with output cable and operating instructions

\$2185
NET

Superior's New Model TV-11 TUBE TESTER



Operates on 105-130 Volt 60 Cycles A.C. Hand-rubbed oak cabinet complete with portable cover

\$4750
NET

• Uses the new self-cleaning Lever Action Switches for individual element testing. Because all elements are numbered according to pin number in the RMA base numbering system, the user can instantly identify which element is under test. Tubes having tapped filaments and tubes with filaments terminating in more than one pin are truly tested with the Model TV-11 as any of the pins may be placed in the neutral position when necessary. • Uses no combination type sockets. Instead individual type sockets are used for each type of tube. Thus it is impossible to damage a tube by inserting it in the wrong socket. • Free-moving built-in roll chart provides complete data for all tubes. • Phono jack on front panel for plugging in either phones or external amplifier detects microphonic tubes or noise due to faulty elements and loose external connections.

Superior's New TV BAR GENERATOR



Power Supply: 105-125 Volt 60 Cycles. Power Consumption: 20 Watts. Channels: 2-5 on panel. 7-13 by harmonics. Horizontal lines: 4 to 12 (Variable). Vertical lines: 12 (Fixed). Vertical sweep output: 60 cycles. Horizontal sweep output: 13-750 Cycles.

Throws an Actual Bar Pattern on Any TV Receiver Screen!!

Two Simple Steps:

1. Connect Bar Generator to Antenna Post of any TV Receiver.

2. Plug Line Cord into A.C. Outlet and Throw Switch.

RESULT: A stable never-shifting vertical or horizontal pattern projected on the screen of the TV receiver under test.

TV Bar Generator comes complete with shielded leads and detailed operating instructions. Only

\$39⁹⁵
NET

NEW TIME PAYMENT PLAN ORDER BLANK

MOSS ELECTRONIC DISTRIBUTING CO., INC.

Dept. B-37, 38 Murray Street, New York 7, N. Y.

Please send me the units checked below. I am enclosing the down payment with order and agree to pay the monthly balance as shown. It is understood there will be no carrying, interest or any other charges, provided I send my monthly payments when due. It is further understood that should I fail to make payment when due, the full unpaid balance shall become immediately due and payable.

- JUNIOR SUPER METER..... Total Price \$21.40 \$5.40 down payment. Balance \$4.00 monthly for 4 months.
- MODEL TV-11..... Total Price \$47.50 \$11.50 down payment. Balance \$6.00 monthly for 6 months.
- MODEL 670-A..... Total Price \$28.40 \$7.40 down payment. Balance \$3.50 monthly for 6 months.
- TELEVISION BAR GENERATOR..... Total Price \$39.95 \$9.95 down payment. Balance \$5.00 monthly for 6 months.
- MODEL 200..... Total Price \$21.85 \$3.85 down payment. Balance \$4.00 monthly for 4 months.
- I enclose \$..... as down payment.
- Ship C.O.D. for the down payment.

Signature.....

Name.....

Address.....

City..... Zone..... State.....

remotely or by obtaining power from the main amplifier; this practice is recommended wherever feasible. The power requirements are quite low and the additional drain should cause no trouble with any except "borderline" amplifiers.

Perhaps the reader has noticed that, although frequency response curves for various high-quality power amplifiers are widely published, similar curves for preamplifiers to be used with them are seldom to be found. This is true, of course, because the response of most preamplifiers does not extend over nearly the range of presently available power amplifiers. In addition, the presence of equalizers deliberately introduces frequency-response variation in order to compensate for various recording characteristics, so the response curves would be somewhat difficult to interpret correctly.

If a non-frequency-discriminating network of the same attenuation at 1000 cps and the same impedance at 20 cps as those of the equalizers used in the preamp is substituted for one of the equalizers (and the tone controls are set in flat-response position) the measured frequency response of the preamplifier will be that shown in Fig. 2. The equalizers themselves cause a departure from the ideal response at very low frequencies; this varies with the equalizer in question but always amounts to less than 1 db drop at 20 cps. Assuming the unit is connected to an amplifier requiring a maximum of 1.5 volts input, the tubes handle signals of very low voltage, so distortion is negligible.

As mentioned before, because of the location of the volume control, hum and noise (mostly introduced in the first stages) tend to be a constant proportion of the output signal rather than a fixed voltage independent of output level. In the original unit the noise level was unobjectionable compared to the output regardless of the volume control setting. A long interconnecting cable between the preamplifier and main amplifier may result in an increased noise level; the noise introduced by such a line is usually a buzz.

The use of the preamplifier is simplicity itself; the single equalizer switch needs only to be turned to the proper position for the disc being played—a pleasant contrast to circuits having independent control of bass turnover, and treble de-emphasis. The proper use of the tone controls is in compensation for playback level, room acoustics, and to a lesser extent, to correct for minor variations in recording practice. They are not intended as an auxiliary equalizer. If desired, the controls can be calibrated so that once a satisfactory setting of equalizer, tone, and volume controls is found

RADIO & TELEVISION NEWS



it takes
half the time
and
half the manpower



to install
Alprodco

AIRCRAFT
ALUMINUM TOWERS



**TO YOU, THAT MEANS . . .
MORE PROFIT PER INSTALLATION!**

Alprodco, Inc.


Dept. A

KEMPTON, INDIANA
MINERAL WELLS, TEXAS
DUBLIN, GEORGIA



Where Are You Headed in TV-ELECTRONICS and how soon will you get there?

Free CREI booklet lists opportunities
and shows how to grasp them



DO YOU HAVE a career time-table? Do you know how much you should or could be earning two years from now? Five years? Many men are plodders without a plan. They wander through life never doing what they want to do, never receiving enough pay, never achieving true career satisfaction. Because they never knew ahead of time where they should or could be at a given date, they never planned ahead. When an opening arises, somebody else is promoted. When January 1st rolls around, they're just where they were a year before. Their *error*, failure to plan, can be the lesson which shows you the *secret* of future success. In this expanding, bustling TV-Electronics world, there is a whole lifetime of happiness and high earnings waiting for you, if you name your goals, and take steps to reach them. Thousands of ambitious young men have found success in TV-Electronics through the aid of the CREI booklet, "Your Future in the New World of Electronics." The newest edition tells of electronics' golden opportunities. 110 TV stations are now on the air. 2,000 more are made possible by the recent freeze lifting. There are over 13,300,000 TV sets and over 100 million radios in use.

This is the era of Communication: aeronautical, marine, police and fire, industrial, land transportation communications; this is the era of defense orders and a manufacturing industry which last year alone sold 3.8 billion dollars worth of electronic equipment, and is expected to do no less than 10 billion dollars worth excluding military orders. All these developments mean positions: in development, research, design, production, testing, inspection, manufacture, broadcasting, telecasting and servicing. Who will get these positions? You—if you have a career time-table; if you can foresee your future in electronics; if you are willing to advance your knowledge; if you spend 2 minutes to write for your copy of "Your Future in the New World of Electronics," and follow the plan it describes.

This is the booklet that shows you how CREI home study leads the way to greater earnings. However, being an accredited technical school, CREI promises you no short-cuts. You must translate your willingness to learn into salable technical knowledge via study. CREI knows what it means to grow along with a booming industry. This year CREI is celebrating its 25th Anniversary, having started in 1927 in the early days of radio. Since then CREI has provided thousands of professional radiomen with technical educations. During World War II, CREI trained thousands for the Armed Services. Leading firms use CREI courses for

group training in electronics at company expense; among them are United Air Lines, Canadian Broadcasting Corporation, Trans-Canada Airlines, Sears Roebuck & Co., Bendix Products Division, All-American Cables and Radio, Inc., RCA-Victor Division and Machlett Laboratories. CREI courses, prepared by recognized experts, are constantly revised to keep them up-to-date. Student work is under the personal supervision of a CREI Staff Instructor who knows and teaches what industry needs.

You choose your own hours when you study at home. Upon completion you join the many CREI graduates who have found their diplomas keys-to-success in Radio, TV and Electronics. CREI alumni hold many top positions in America's leading firms.

At your service is the CREI Placement Bureau which helps find positions for students and graduates. Although CREI does not guarantee jobs, the bureau now has many more requests for personnel than can be filled. Talk to men in the field and check up on CREI's high standing in electronics instruction. Determine for yourself right now that your earnings are going to rise with your knowledge—and that you will rise with this booming industry. All this CREI offers you, provided you sincerely want to learn. Fill out the coupon and mail it today. We'll promptly send you your free copy of "Your Future in the New World of Electronics." The rest—your future—is up to you.

CREI resident instruction (day or night) is offered in Washington, D. C. New classes start once a month.

VETERANS: If you were discharged after June 27, 1950 — check the coupon for full information about the new G.I. Bill of Rights.

MAIL COUPON FOR FREE BOOKLET

CAPITOL RADIO ENGINEERING INSTITUTE

Dept. 1111D, 3224 16th St., N.W., Washington 10, D. C.

Send booklet "Your Future in the New World of Electronics" and course outline.

CHECK TV, FM & Advanced AM Servicing Aeronautical Radio
FIELD OF Practical Television Engineering Engineering
GREATEST Broadcast Radio Engineering (AM, FM, TV)
INTEREST Practical Radio Engineering

Name

Street

City Zone State

If residence school in Wash., D. C. preferred, check here

SEE LEO FIRST FOR . . .

hallicrafters

I can SAVE you money . . . Liberal Trade-ins



SPECIAL NOTICE—NEW SX-73 NOW AVAILABLE AND IN STOCK — \$975.00




\$169.50

S-76 RECEIVER

Extra selectivity with double superheterodyne circuit. One RF, two conversion and 3 IF stages. Range 550-1550 Kc, 1.7-34 Mc in four bands. 8 tubes plus voltage regulator and rectifier. Complete with tubes, less speaker.

NAME YOUR TERMS • LOW DOWN PAYMENTS • PERSONALIZED SERVICE



\$199.50

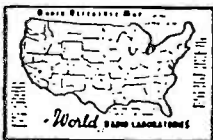
SX-71 RECEIVER

Double Conversion sharp selectivity, plus built-in NBFM at moderate cost. 11 tubes plus voltage regulator and rectifier. Low down payment.

HALLICRAFTERS RECEIVERS AVAILABLE FOR IMMEDIATE SHIPMENT

S-38C	\$49.50	S-72 Portable	\$109.95
S-40B	\$99.95	SX-62	\$289.50
S-81	\$49.50	S-78A	\$89.50
S-82	\$49.50	R-46 Speaker	\$19.95

Famous WRL RADIO REFERENCE MAP 25c



CU on 10-20 & 75 Meters

NEW LOG BOOK 25c

For mobile or fixed station. Spiral binding. Full column log listing all FCC required info. Will accommodate 1,525 stations. "Q" signals, phonetic alphabet, amateur international prefixes.


PHONE 7795

WRITE—WIRE

JUST OFF THE PRESS!

WRL 1953 CATALOG

Send for your copy today. Contains everything new in radio and television. Jam-packed with bargains. Leo I. Meyerson, WØGFO



Send For FREE Copy



WORLD RADIO LABORATORIES R-11
744 West Broadway
Council Bluffs, Iowa

Please send me:

<input type="checkbox"/> Radio Map	<input type="checkbox"/> SX-71 Info
<input type="checkbox"/> New Catalog	<input type="checkbox"/> S-76 Info
<input type="checkbox"/> Used Equipment List	<input type="checkbox"/> New Log Book

Name

Address

City..... State.....



No Experience Needed To PRINT YOUR OWN POST CARDS

The GEM STENCIL DUPLICATOR saves money . . . gets results quickly! Hundreds of uses for every type of business and organization. We ship the GEM complete with all supplies, Guide Board for accurate printing and 60-page Book of Ideas at the special low price of only \$9.50 (a \$15.00 value)



FREE TRIAL OFFER

Use the GEM FREE at our expense! SEND NO MONEY. Write and complete GEM outfit will be sent you postpaid. After ten days, send us only \$9.50 or return the GEM. You must be satisfied! WRITE TODAY.

BOND EQUIPMENT CO. Dept. 111
6633 Enright • St. Louis 5, Mo.

RADIO COURSES

- RADIO OPERATING • CODE
 - RADIO SERVICING • ELECTRONICS
 - F.M. TELEVISION
 - PREPARATION FOR CIVILIAN, MARITIME, ARMY AND NAVY LICENSE REQUIREMENTS.
- Write for Catalog T.S.

Y.M.C.A.

TRADE & TECH. SCHOO 15 W. 63 St., N. Y. 23
ENdicott 2-8117

From the earliest days of Radio . . . to the present era of Television . . .



"Made by Engineers for Engineers"

CORNISH WIRE CO., Inc. — 50 Church St., N. Y. C. 7

for any recording, the data can be entered on the record envelope. The user soon learns to compensate for major changes in playback level by a small adjustment of the bass control and an even smaller one of the treble response. The principal objects in the design of the unit have been to make it simple enough for any member of the audio enthusiast's family to operate without a course of special training, and secondarily to avoid all unnecessary complications in the circuit design.

The editors of RADIO & TELEVISION NEWS wish to thank Mr. Charles P. Boegli of Cincinnati Research Company for his help in developing the unit described in this article.

REFERENCES

1. Boegli, Charles; "A Preamp for Magnetic and Crystal Pickups," Radio & Television News, July, 1950.
2. Boegli, Charles; "An Improved Equalizer-Preamp," Radio & Television News, April, 1951.
3. Boegli, Charles; "Phono-Equalizer Chart," Radio & Television News, April, 1952.
4. Boegli, Charles; "The Degenerative Tone Control," Radio & Television News, June, 1951.
5. Fiedelman, David; "Audio Simplified" (Part 7), Radio & Television News, March, 1952.

—30—

HAM VISITOR

MOSHE Baal-Koreh of Tel Aviv, in Milwaukee on a purchasing mission for his government, dropped in on members of the Milwaukee Radio Amateurs' Club recently to exchange experiences with his fellow hams.

Mr. Baal-Koreh reported that a scarcity of equipment for radio amateurs was retarding the expansion of the hobby in Israel.

—30—

TERMINAL CONNECTORS

By ARTHUR TRAUFFER

FIND that small brass cup hooks when soldered to the ends of connecting wires, provide me with handy and rugged connectors that can be quickly secured to all types of binding posts, as shown in the photo. Especially handy for experimental work, these hooks do away with unraveling strands of wire and sharp wire ends that often stick the fingers when making rapid connections.

These small brass hooks are 1" long over-all, and sell for about 10c a dozen at dime stores and hardware stores. The metal discs on the hooks are slipped off and the ends of the wires are soldered to the threads on the hooks. Either slip insulating tubing over the wires and shanks of the hooks, or wrap tape around the soldered connections on the hooks.

—30—

Cup hooks make handy terminal connectors.



J. E. SMITH
President
National Radio
Institute
Washington, D. C.

I Will Train You at Home

For Good Pay Jobs, Success in

RADIO-TELEVISION



YOU LEARN SERVICING

by practicing with equipment I furnish

You build valuable Multitester (at left) as part of my Servicing Course. You use it to make many tests, get practical experience, make EXTRA money fixing neighbors' radios in spare time. Many of my students earn \$5, \$10 a week extra while learning. I send you many other kits too. You build a modern Radio. You build many circuits common to Radio and Television. All equipment is yours to keep. Read about and see other equipment in my free book. Mail card below.



YOU LEARN COMMUNICATIONS

by practicing with equipment I furnish

As part of my Communications Course I send you kits of parts to build the low power broadcasting transmitter shown at right and many other circuits common to Radio and Television. You use this equipment to get practical experience putting a station "on the air," performing procedures demanded of Broadcast Station operators. I train you for FCC Commercial Operator's License. Mail Card for Sample Lesson and 64-Page Book. FREE!



TELEVISION is Today's

Good Job Maker

In 1951 over 15,000,000 homes had Television sets, more are being sold every day. 108 TV stations are already operating, over 1800 are now authorized and many hundreds are expected to be on the air in 1953. This means new jobs, more jobs and better pay for trained men. The time to act is NOW! Start learning Radio-Television servicing or communications. Want to get ahead? America's fast growing industry offers good pay, a bright future and security. Cut out and mail card now. J. E. Smith, President, National Radio Institute, Washington, D.C.

There are Good Jobs, Good Pay, Success in Radio-TV! SEE OTHER SIDE

CUT OUT AND MAIL THIS CARD NOW

Sample Lesson & 64-Page Book
Both FREE

This card entitles you to Actual Lesson on Servicing, shows how you learn Radio-Television at home. You'll also receive my 64-Page Book, "How to Be a Success in Radio-Television." Mail card now!

NO STAMP NEEDED! WE PAY POSTAGE

Mr. J. E. SMITH, President,
National Radio Institute, Washington 9, D.C.

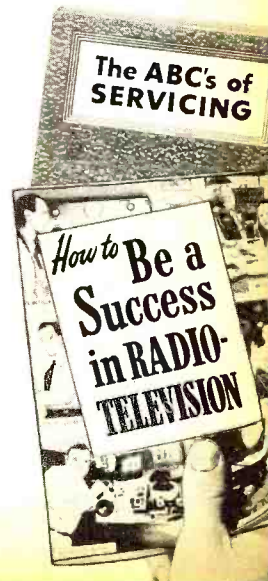
Mail me Lesson and Book, "How to Be a Success in Radio-Television." (No Salesman will call. Please write plainly.)

NAME..... AGE.....

ADDRESS.....

CITY.....ZONE.....STATE.....

A B



Train at Home to Jump Your Pay as a RADIO-TV Technician



**J. E. Smith, President
National Radio Institute**

The men whose letters are published below were not born successful. At one time they were doing exactly as you are doing now . . . reading my ad! But they acted. They decided they would know more . . . so they could earn more! They acted! Mail the card now for my 2 books FREE.

There's a Bright Future for You in America's Fast Growing Industry

Do you want good pay, a job with a bright future, security? Would you like to have a profitable business of your own? If so, find out how you can realize your ambition in the fast growing RADIO-TELEVISION industry. Even without Television, the industry is bigger than ever before. 105 million home and auto radios, 2900 Radio Broadcasting Stations, 108 TV Stations with 1800 more now authorized. Expanding use of Aviation and Police Radio, Micro-Wave Relay, Two-Way

Radio for buses, taxis, etc., are making opportunities for Servicing and Communications Technicians and FCC Licensed Operators.

You Learn by Practicing with Kits I Furnish

With both my Servicing Course and my NEW Communications Course I send you many Valuable Kits of Parts. They "bring to life" theory you learn in my illustrated texts. Mail card for my big 64-page book. It shows photos of equipment you build from kits I send.

My Training Includes Television

Both my Servicing and Communications Courses include lessons on TV principles. You get practical experience by working on circuits common to both Radio and Television. My graduates are filling jobs, making good money in both Radio and Television. Remember, the way to a successful career in Television is through experience in Radio.

Send NOW for 2 Books FREE Mail the Postage-Free Card NOW!

What will YOU be doing one year from today . . . will you be on your way toward a good job of your own in a Radio and Television service shop or business? Decide now that you are going to know more and earn more! ACT NOW! Take the important first step to a career and security. Send the postage-free card now for my FREE DOUBLE OFFER. You get Actual Servicing Lesson. Also my 64-page book, "How to Be a Success in Radio-Television." Read what my graduates are doing, earning; see equipment you practice with at home. Mail card now. J. E. SMITH, President, National Radio Institute, Washington 9, D.C. Our 39th year.

I TRAINED THESE MEN



Handicapped but Successful

"I am now Chief Engineer at WHAW. My left hand is off at the wrist. A man can do . . . if he wants to." R. J. Balley, Weston, W. Va.



\$10 a Week In Spare Time

"Before finishing, I earned as much as \$10 a week in Radio servicing, in my spare time. I recommend NRI." S. J. Petruft, Miami, Fla.



Control Operator, Station WEAN

"I received my license and worked on ships. Now with WEAN as control operator, NRI course is complete." R. Arnold, Rumford, R. I.



Trained Men Make Money in TV

"I am now servicing Television. Your course enabled me to repair TV receivers without any trouble." R. Currier, Fair Haven, Vt.



Has Growing Business

"Am becoming expert Teletician as well as Radiotrician. Without your course this would be impossible." P. Brogan, Louisville, Ky.



Got First Job Thru NRI

"My first job was with KDLR. Now Chief Engr. of Radio Equipment for Police and Fire Dept." T. Norton, Hamilton, Ohio.

NRI Training Can Lead to Jobs Like These in RADIO-TELEVISION

BROADCASTING
Chief Technician
Chief Operator
Power Monitor
Recording Operator
Remote Control Operator

GOVERNMENT RADIO
Operator in Army, Navy, Marine Corps, Coast Guard
Forestry Service
Dispatcher
Airways Radio Operator

SERVICING
Home and Auto Radios
P. A. Systems
Television Receivers
Electronic Controls
FM Radios

AVIATION RADIO
Plane Radio Operator
Transmitter Technician
Receiver Technician
Airport Transmitter Operator

IN RADIO PLANTS
Design Assistant
Transmitter Design Technician
Service Manager
Tester
Serviceman
Research Assistant

TELEVISION
Pick-up Operator
Voice Transmitter Operator
Television Technician
Remote Control Operator
Service and Maintenance Technician

SHIP AND HARBOR RADIO
Chief Operator
Assistant Operator
Radiotelephone Operator

POLICE RADIO
Transmitter Operator
Receiver Serviceman

BUSINESS REPLY CARD

No Postage Stamp Necessary If Mailed In The United States

4c POSTAGE WILL BE PAID BY
NATIONAL RADIO INSTITUTE
16th and U Sts., N.W.
Washington 9, D. C.

FIRST CLASS
Permit No. 20-R
(Sec. 34.9, P.L. & R.)
Washington, D.C.



Find Out What RADIO-TV Offers You



**SAMPLE LESSON
and 64-PAGE BOOK
Both FREE**

Cut out and mail postage-free card today!

Make Extra Money While Learning

Keep your job while training. Many NRI students make \$5, \$10 and more a week extra fixing neighbors' Radios in spare time while learning. I start sending you special booklets that show you how to service sets the day you enroll. Multi-tester you build with parts I furnish helps discover and correct Radio troubles.



Want Your Own Business?

Many N.R.I. trained men start their own business with capital earned in spare time. Let me show you how you can be your own boss . . . Robert Dohmen, New Prague, Minn., (whose store is shown at right) says, "Am now tied in with two television outfits and do warranty work for dealers. Often fall back to N.R.I. textbooks for information on installing Television sets."



Multi-Station Intercom
(Continued from page 67)

tively long distances. It is intended for use with one master and one substation only.


Fig. 2 shows how to properly connect more than one substation to the master station. Here, substations calling must identify themselves.

Some installations may be susceptible to slight acoustical feedback. If, after the intercom is installed, a low frequency oscillation is heard when the "talk-listen" switch is in "talk" position, touch the cone of the master station speaker gently with a fingertip. If the oscillation stops, it was caused by a slight amount of acoustical feedback. In this case, simply use a little sound absorbing material behind the input speaker.

To see what the limits of distance between the master and a substation might be, the following test was made: A 47-ohm resistor was placed in series with the substation speaker. The volume, although much lower, was still acceptable in quiet areas. This lower volume was to be expected, of course, since the 47-ohm resistor was equivalent, in resistance, to about 3000 feet of #22 wire, or a distance of 1500 feet between stations. Because of hum and other interference pick-up of long lines, the practical limit is about 150 feet. It should be noted that the intercom used for this test had an input transformer with a 50,000-ohm secondary. Naturally, one would never encounter anywhere near the abovementioned practical distance limit in an average home installation. Such information is included for those who might want to use the intercom for purposes involving longer distances. Better results over relatively long distances will be obtained by the use of line transformers and booster cells in series with substation "call" switches.

—30—

Over-all view of a slave station unit.



Service men — BOOST YOUR INCOME — SAVE HUNDREDS of DOLLARS

—these TRANSVISION Instruments are *real necessities*—a "must" for your shop if you are not to throw good money away.

Here's why: —

1. **TESTING**—you can accurately test Cathode Ray Tubes.
2. **REACTIVATING**—you can save many dim or worn out tubes by reactivation.
3. **SPARKING OUT ELECTRICAL LEAKAGE** — many Cathode Ray Tubes develop electrical leakage. This can now be repaired.

CRT TESTER-REACTIVATOR-SPARKER

3 Instruments in 1, making a complete CRT testing and repair unit. Compact, dependable, profitable.

It's a combination of the Transvision **TESTER-REACTIVATOR** and **TESTER SPARKER** in one handy instrument. It **TESTS PICTURE TUBES**—measures Cathode emission, locates shorts between elements, locates high resistance shorts or leakage as high as 3 megohms. **REACTIVATES DIM TUBES**. **SPARKS OUT ELECTRICAL LEAKAGE** in picture tubes.

Fully Guaranteed.

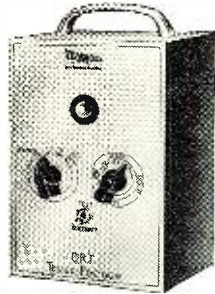
\$34⁹⁵ net



CRT TESTER-REACTIVATOR

2 Instruments in 1. As a **REACTIVATOR** it renews brightness, sharpness, and detail of old dim CR Tubes, without removal of tube. It's also an accurate **TESTER**: *Measures Cathode emission, locates shorts between elements, locates high resistance shorts or leakage as high as 3 megohms.* 110V-60 cycles; wt. 3 lbs. Fully Guaranteed.

\$19⁹⁵ net




CRT TESTER-SPARKER

2 Instruments in 1. As a **PICTURE TUBE SPARKER**, it sparks out electrical leakage between elements. *Saves many picture tubes and small tubes* which would usually be discarded. Cathode-grid leakage is an especially common occurrence. The *Sparker* also gives a rapid check of gas condition of the tube.

As a **TESTER** it provides a variable 8,000-14,000 D.C. supply—useful for analyzing hard-to-solve deflection problems. Fully Guaranteed.

\$19⁹⁵ net



FIELD STRENGTH METER for better TV installations.

Make more efficient, more profitable TV installations, and save half the work, with the Transvision Field Strength Meter. *Especially good for fringe areas*—measures field strength as low as 10 microvolts. A great buy at this low price.

Model FSM-1, complete with tubes **\$59** net



Order direct from **TRANSVISION, INC., New Rochelle, N. Y.**

RUSH THIS COUPON

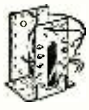
TRANSVISION, INC., Dept. RN-115 NEW ROCHELLE, N. Y.

Please send

\$.....deposit enclosed; send C.O.D.in full enclosed; send prepaid.

Name Address

YOU DON'T NEED 20-20 VISION TO SEE OLSON'S BUYS IN TELEVISION



14,000 VOLT FLYBACK AND 70° YOKE OLSON COMBINATION DEAL!

4.88
BOTH FOR

Now change over small picture TV sets to large Kinescopes for very little money. Here Olson offers you the two main parts for less than you normally pay for one. You get a high efficiency 14,000 volt Ferritic horizontal flyback Transformer like the General Electric R70-083 (77J1) and you get one 70° yoke. This combination can be used to convert sets to use picture tubes up to 16" and larger. Buy several of these kits now. No more when these are gone. Shpg. wt. 3 lbs.

Stock No. X-273



300 OHM TWIN LINE LEAD-IN AVAILABLE IN 3 LENGTHS

100 Ft. COIL Lots of 10... \$1.99 EACH	500 Ft. SPOOL Lots of 2... \$6.75 EACH	1000 Ft. SPOOL Lots of 2... \$12.50 EACH
Single, ea. \$2.99 Stock No. W-73 Shpg. wt. ea. 2 lbs.	Single, ea. \$6.95 Stock No. W-102 Shpg. wt. ea. 6 lbs.	Single, ea. \$12.95 Stock No. W-99 Shpg. wt. ea. 12 lbs.

FINEST QUALITY



FREE!

With new TV stations near completion and more in the offing, since the lifting of the ban on TV construction—now is the time to stock up on lead-in wire. Our price was low and we're passing the savings on to you. This genuine low-loss polyethylene twin line is for all TV sets.

AND YOU GET FREE—WITHOUT CHARGE—a box of 50 JFD 3" screw-eye insulators for 300 ohm line with every 500 ft. you order. Get 2 boxes with 1000 ft., etc. Regular retail price is \$9.00 per 100 insulators.

YOU GET MORE! with ALLIANCE TENNA-ROTOR

The Alliance Tenna-Rotor makes it possible for you to "beam" or turn your antenna in the direction best suited to pick up any TV station within range. When so turned the signal delivered by the antenna to the TV set is increased by giving you a better, clearer picture. The rotor unit is fully enclosed in a moisture-proof housing, factory lubricated for life. Bearings are stainless steel. Works in any weather. Guaranteed for a full year. Approved by Underwriters' Laboratories. Can be used on all masts up to 1 3/8" diameter. Takes up to a 20 lb. antenna. For heavier antennas also order the Thrust Bearing Bracket shown below. Operates on 115 V. 60 cycle AC 30 watts. Rotates clockwise full 360° at 1 RPM. Shpg. wt. 15 lbs.

NOW AVAILABLE IN 3 MODELS

STOCK NO. AU-15 MODEL ATR \$20.53 Each	STOCK NO. AU-12 MODEL DIR \$26.43 Each	STOCK NO. AU-21 MODEL HIR \$26.43 Each
This model includes a control box which does not show direction but indicates end of 360° rotation by means of a panel lamp.	This model includes a control box which shows compass point direction of antenna at all times.	Deluxe Automatic Tenna-Rotor. Latest model. Simply set pointer at desired position. Antenna turns and stops automatically.

4 CONDUCTOR CABLE

For use with all Alliance Tenna-Rotors. 100 ft. Coil. **\$2.95**

THRUST BEARING BRACKET

For all Alliance Tenna-Rotors where extra heavy wire is used. Supports up to 200 lbs. **\$2.95**

COMBINATION DEAL!

10 WATT HI-FI PUSH-PULL AMPLIFIER COMPLETE WITH 12" CO-AXIAL SPEAKER

BOTH FOR \$39.95 COMPLETELY WIRED WITH TUBES NOT A KIT

STOCK NO. AS-67

Order this matched outfit today. You get the 10-Watt Hi-Fi Amplifier PLUS the 12" Co-Axial Speaker both as described below. Can be built into any cabinet or bookcase—giving you a complete Amplifier System of which you can be proud.

Amplifier is completely assembled and ready to play. Built-in PRE-AMP for G.E. and similar types of magnetic pickups. 4 Inputs: 1 crystal phono, 1 magnetic phono, 1 radio, 1 mike. 4 Controls: Bass, 1 Treble, 1 Volume, 1 Phono-radio Switch. Output Impedances: 4, 8, 16 ohms. Peak power output 17 watts. Order this amplifier today and see what brilliant, realistic tone it will deliver. Supply is limited. Every one in factory-sealed carton. You couldn't buy the parts alone for this price. Remember this is a full size amplifier, transformer wound, using an AC-DC job. Frequency response 20 to 20,000 cps at less than 1/2 of 1% distortion. 5 Tubes: 1-6SL7, 1-6SC7, 2-6V6, 1-5Y3. Complete with tubes. Size 12" x 6 1/2" x 6 1/2".

Speaker is our new 1952 Co-Axial Model. Guaranteed to outperform any speaker in its price class. Equipped with two high concentration Alnico 5 magnets and a high frequency diffuser. The 12" section delivers the bass while the inner 3" tweeter section delivers the treble tones. Together they give you "living tone." This speaker is unconditionally guaranteed to satisfy even the most critical user or Olson promises to refund your money. Only two wires to connect to amplifier. Voice coil impedance 8 ohms. Frequency response 30 to 17,500 cps. Shpg. wt. 25 lbs.

LATEST DESIGN 30 WATT AMPLIFIER

STOCK NO. RA-23

\$34.95 Less Tubes

This commercial amplifier performs and sounds better than most higher priced models. Not a kit. Gain: Mike-190DB. Phono-80DB. Dual tone controls for bass and treble. Output impedances 4, 8, 15 and 500 ohms. Input for two mikes and one crystal pickup. Tubes required, 3-6SQ7, 1-6SC7, 2-6L6g, 1-5Y4g. Shpg. wt. 20 lbs.



OLSON RADIO WAREHOUSE • 275 E. Market St., Akron 8, Ohio

OLSON SMASHES KINESCOPE PRICES



Here are real bargains in Picture Tubes. Prices that would be impossible except for the fact that Olson made a cash deal on THREE SOLID RAILROAD CARS full and we pass the savings on to you. We promised not to advertise the manufacturer's name, however, every tube is guaranteed, is in the original factory-sealed carton and bears the manufacturer's name. Express only. Ship. wts.: 12LP4A-20CP4-1 lbs., 16GP4A-16 lbs., 16KP4-20 lbs., 17BP4A-22 lbs., 19AP4B-23 lbs., 20CP4-31 lbs.

12LP4A	Round, Dark Face, Glass Envelope. Retail Price \$31.00	\$17.95
16GP4A	Round, Dark Face, Metal Envelope. Retail Price \$51.00	\$24.95
16KP4	Or 16RP4. Rectangular Glass Envelope, Dark Face. Retail Price \$37.50	\$20.95
17BP4A	Rectangular Dark Face, Glass Envelope. Retail Price \$37.50	\$20.95
19AP4B	Round, Etched Dark Face, Metal Envelope. Retail Price \$65.00	\$29.95
20CP4	Rectangular Dark Face, Glass Envelope. Retail Price \$59.00	\$29.95

BIG VALUE STANDARD COIL TV BOOSTER

★ Latest Model ★ Brand New
★ Reg. List Price \$30.00
★ While they last. Model No. B-51.

\$10.95 Ea.

Just connect one of these Standard TV Boosters to your receiver and get brighter snappier pictures and less "snow" and interference. Easy to attach. Works on all TV sets. An amazing deal—you can cash in—save money—Order Today. Tunes all 12 channels. Uses a 6AK5 tube and a selenium rectifier. Complete. Operates on 115 V. A.C. Shpg. wt. 6 lbs.

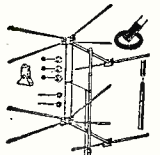


COMPLETE TV ANTENNA

A complete stacked array. Made by a famous manufacturer whose name and brand is on every factory sealed carton. Look what you get: 2 Six-element conical bays, 1 pair "Q" bars, 2 Five-foot mast sections, 60 ft. 300 ohm twin line, 3 Standoff insulators, 1 mounting base, 1 guy ring, 1 clamp, hardware. Elements are highest quality aluminum. Reg. list price is \$11.95. Shpg. wt. 15 lbs. Express only.

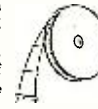
Stock No. AU-24

\$11.99 Complete Set



OPEN WIRE TV LINE ★ Use in Place of 300 Ohm Line

Ideal for fringe area installations. Not affected by moisture, rain or sun. Made of #18 copperwired wire with genuine polystyrene insulators spaced 6" apart. Tensile strength 400 lbs.



Stock No. W-78. 100 ft. coil. Shpg. wt. 4 lbs. **\$4.66**

Stock No. W-79. 250 ft. coil. Shpg. wt. 9 lbs. **\$10.95**

807 TUBES

A chance to stock up. Popular Power Tube. Shpg. wt. 1 lb. Stock No. X-288 **\$1.49** Each

FAMOUS MAKE CUSTOM-MADE AUTO RADIOS

CHECK THESE FEATURES ORDER AUTO SETS FROM THIS LIST

- ✓ Priced Low—They sell Fast.
- ✓ Every set is 6 tubes—3 gang.
- ✓ No cables, no brackets, no holes to drill, installs in 3 to 4 minutes.
- ✓ Custom-Built, especially designed for the individual Auto.

OUTSTANDING BARGAIN! \$41.97 CHOICE OF ANY MODEL

Superheterodyne. Six tubes including rectifier. Six volt storage battery operation. Simple one or two unit construction depending upon the car. Three gang tuning condenser and tuned R.F. stage for extreme sensitivity. Automatic volume control. Permanent magnet, dynamic speaker with powerful Alnico 5 magnet. Easy vision slide-rule dial. Low battery drain. Beautiful hammer-tone finish. Shpg. wt. 42 lbs.

Stk. No.	Make of Car	Year Model	Price
RA-300	Chevrolet	1949-1950	541.97
RA-351	Chevrolet	1951-52	41.97
RA-200	Dodge	1949-1950	41.97
RA-251	Dodge	1951-52	41.97
RA-100	Ford	1949-1950	41.97
RA-151	Ford	1951	41.97
RA-152	Ford	1952	41.97
RA-451	Hudson	'48-49-50-51-52	41.97
RA-751	Henry J.	1951-52	41.97
RA-200	Plymouth	1949-1950	41.97
RA-651	Plymouth	1951-52	41.97
RA-551	Studebaker	1950-1951-1952	41.97

FREE! Famous manufacturer's triple-chrome-plated auto antenna given FREE OF CHARGE with each auto set ordered during this special sale.

DON'T GET CAUGHT WITH YOUR BATTERY DOWN! 6-Amp. Overnight Battery Charger

Stock No. RA-58

\$12.95

Put Power, Pep, Long Life into your car battery the modern, easy, inexpensive way. With long, hard winter months ahead you'll need Power, plenty of it, for heaters, lights and sure, quick starts. Olson solves your problems with this safe, dependable, easy-to-operate Battery Charger that charges battery while still in car. Pays for itself in one winter by eliminating tow-charge, rental and lost time expenses. Complete—Ready to Operate. AC Cord and Plug, Extra-Long Battery Lead with Clips. Simply clip battery lead to terminals and plug AC Cord into convenient light socket or outlet. Built-in Ammeter tells exactly what charging rate is going into battery. Exclusive "Charger-Guard" protects against short-circuits and overloads, automatically tapers down charging rate as battery becomes charged, no fuses to replace, no manual resets. Attractive, Sturdy, Heavy-Gauge, Ventilated Steel Case, 6 1/4" x 6" x 7 1/4". 10 1/2 lbs. 50/60 cycles AC. For all 6 volt Storage Batteries. Underwriter's Laboratories, Inc. Approved. Shpg. wt. 10 lbs.



USE HANDY ORDER BLANK ON NEXT PAGE

This Month's Special



24 VOLT TRANSFORMERS

For operating surplus gear, toy trains, gadgets, etc. Operates from 115V, 60 cy. supplies 24 VAC at 1.2 Amp., herm. sealed and cased.....A Great Buy at Only **\$1.49**

UNIVERSAL SUPPLY KIT

Delivers 230V @ 40MA DC. From 110/220VAC 60 Cy. Kit consists of 1-PWR Transformer, 1-5 HY @ 40MA Choke, 2-8MFD @ 450V Filter Cond. 1-6x5 Tube. A great buy at only **\$3.95**

INTERPHONE TRANSFORMER SET

Big your own interphone. Kit consists of 1-Input Transformer (Matches 4 or 6 OHM SPKR to Grid) and 1-Output Transformer (Matches 50L6, 35L6, 25L6, etc. to 4 or 6 OHM Speaker Set of 2 XFMRs. ONLY **\$1.00**

12-14V SUPPLY KIT

Delivers 12-14VDC at 3.5A from 115V, 60 cy.. Kit contains 1-Transformer Rated 18.5V, 4A, 1-Selenium Rectifier, F. W. Bridge..... **\$6.95**

OSCILLOSCOPE SUPPLY KIT

Ideal for 3" Scope or Panadaptor. Delivers 850V Negative, 300VDC @ 65MA, 6.3V @ 4A, 6.3V @ 0.6A, 2.5V @ 1.75A. You get 1-Herm. Sealed Transformer 1-25M Choke, 1-2x2 Tube, 1-6x5 Rect, 3-Filter Cond., 1-Filter Resist-er, 1-Bleeder For only **\$12.95**

AIR TRIMMERS



Capacity		Fig.	Shaft Length	Post Length
Min. μ f	Max. μ f			
2	12	D	3/16"	3/32"
2	27	A	1/4"	3/32"
3	10	D	3/16"	3/32"
2	18	D	3/16"	1/4"
4	25	A	17/32"	3/32"
5	50	A	1/2"	3/32"
5	55	A	1/2"	3/32"
7	39	C	3/8"	3/32"
7	85	D	3/8"	3/32"
8	45	A	17/32"	3/32"

PRICE, EACH.....**47c**

Fig. A: Round Shaft, Screwdriver Adj. W/Locknut. Fig. C: Ill. Shaft, Screwdriver Adj. Fig. D: Hex-nut screwdriver Adj.


MICROWAVE COMPONENTS

S BAND—3" x 1 1/2" W.G. 10 CM.

DIRECTIONAL COUPLER, Broadband, 20 db. Coupling-Type "N" Taper. Complete with all Hardware. Navy = CABV-47AAN-2.....**\$37.50**
WAVEMETER, 2700-3400 MC. Reaction Type, with counter Dial-Mfg. W.E.**\$92.50**
REACTION WAVEMETER, Mfg. G.E. 3000-3700 MC. Mic. Head.....**\$125.00**
LHTR. LIGHTHOUSE ASSEMBLY, Part of RT39 APG 5 & APG 15. Receiver and Trans. Cavities w/assoc. Tr. Cavity and Type N CPLE. To Rev. Use 2C40, 2C43, 1B27. Tunable APX 2400-2700 MCS. Silver-Plated.....**\$49.50**
BEACON LIGHTHOUSE cavity 10 cm. Mfg. Beamed Rice, each.....**\$47.50**
MAGNETRON TO WAVEGUIDE Coupler with 721A Duplexer Cavity, gold plated.....**\$45.00**
RT39/APG-5 10 cm. lighthouse RF head w/o Xmt. Rect. TR cavity, comp. rev. & 90 MC IF strip using 6AK5 (2C40, 2C43 1B27 lineup) w/Tubes.
721A TR BOX complete with tube and tuning plungers.....**\$12.50**
MENALLY KLYSTRON CAVITIES for 707B or 2K28.....**\$4.00**
F 29 SPR-2 FILTERS, type "N" input and output Hi-Pass Over 1000 MC.....**\$12.50**
WAVEGUIDE TO RIGID COAX "DOORKNOB" ADAPTER CHOKI FLANGE, SILVER PLATED BROAD BAND.....**\$32.50**
AS14A/AP-10 CM Pickup Dipole with "N" Cables.....**\$4.50**
OAJ ECHO BOX, 10 CM TUNABLE.....**\$22.50**
HOMDELL-TO-TYPE "N" Male Adapters, W.E. #D167284.....**\$2.75**
I. F. AMP. STRIP, 90 MC, 120 db. gain, 2 MC Bandwidth, uses 6AC7's with video detector. Less tubes.....**\$24.50**
POLYROD ANTENNA, A831/APN-7 in Lucite Ball Type "N".....**\$22.50**
ANTENNA, AT40A/APR: Broadband Conical, 300-3300 MC Type "N" Feed.....**\$12.50**
"E" or "H" PLANE BENDS, 90 Deg. less flanges.....**\$7.50**
 Send for complete list of 10, 3, and 1.25 CM. Components.

INTERPHONE AMPLIFIER

Easily converted to an ideal inter-Communications set for office, home, or factory. Original. New w/conversion. Diagram **\$4.75**



Send M.O. or Check. Shipping Chgs. C.O.D.
COMMUNICATIONS EQUIPMENT CO.
 131 Liberty St. Dept. N-17 New York City 7, N. Y.

Mac's Service Shop (Continued from page 72)

theory behind the functioning of the radio receiver. If he is completely familiar with the uses of resistors, condensers, transformers, coils, and tubes in radio circuits, it will be easier for him to grasp both the old and the new uses to which these components are put in television circuits. On the other hand, if his knowledge of radio has been acquired entirely through experience, and if he has only concerned himself with the *how* of radio repairing and has never been interested in the *why*, his radio background will be much less useful when he encounters the host of unfamiliar circuits in a television set."

"A big difference I notice between working on radios and working on TV sets is the frequencies used," Barney offered. "When I switch from a radio to a TV set, I have to sort of shift gears mentally and remind myself that when I start dealing with megacycles instead of kilocycles a lot of things change. For instance, inductance is no longer a matter of several turns of wire on a coil; it can be just a short length of straight wire. Capacities that could be ignored as trifling in a radio become low-reactance by-passes in the TV set. Lead dress in video sets is a lot more critical, too. I have to keep remembering that I can't go yanking the wires around willy-nilly the way I can in a radio set without seriously changing the alignment of the tuned circuits."

"All very true," Mac agreed, "and the situation is going to be doubled in spades now that we are moving into the u.h.f. region. The fact of the matter is that a good grounding in radar techniques will soon be of more value in television servicing than will a radio service background. 'Transit time,' 'cavity resonators,' and 'parabolic reflectors' will soon slip as easily from the technician's tongue as 'delayed a.v.c.' 'pentagrid converter,' and 'double-stacked yagi' do now. But I do not think this is any cause for dismay to the average radio and TV technician. If he were the sort who liked a staid and unchanging sort of work, he would never have gone into servicing in the first place, for radio itself has always been a growing and progressive thing. A fellow who has successfully hurdled from battery to a.c. sets, from t.r.f. to superheterodyne, and from AM to FM receivers is not going to balk at television, even though the TV set of the near future comes to look like a nearer relative of the bathroom plumbing than that of a radio receiver."

"Then you think I should tell my cousin to wade right into the study of television without worrying about not having radio training first?"

"By all means. If he goes to a good school, he will be given the basic theory that applies to both radio and television as a matter of course; but

NEW! 2 GREAT BOOKS By Milton S. Kiver

IF YOU SERVICE TV —YOU NEED THEM!

"TV Servicing Short-Cuts Based on Actual Case Histories"



shows you how to solve commonly recurring troubles

the book that really teaches fast, expert service techniques

This book describes a series of actual TV service case histories, each presenting a specific problem about a specific receiver. The symptoms of the trouble are described and then followed by a step-by-step explanation of how the service technician localized and tracked down the defect. Finally, there is a detailed discussion of how this particular trouble can be tracked down and solved in *any* TV set. The discussions which follow each case history are invaluable—they explain how to apply the proper time-saving servicing techniques to any TV receiver. Here, in one volume, is the successful experience of experts—to make your service work easier, quicker, more profitable. Over 100 pages, 5 1/2 x 8 1/2, illustrated. Pays for itself on a single service job.

ORDER TK-1. Only.....**\$1.50**

"HOW TO UNDERSTAND AND USE TV TEST INSTRUMENTS"



shows you how to get the most from your test instruments

Provides basic explanations of how each test instrument operates; describes functions of each control and shows their proper adjustment to place the instrument in operation. Covers: Vacuum Tube Voltmeters, AM Signal Generators, Sweep Signal Generators, Oscilloscopes, Video Signal Generators, Field Intensity Meters, Voltage Calibrators. Describes each in detail; explains functions; tells proper use in actual servicing; shows how to avoid improper indications. Because this book gives you a clear, complete understanding of your test instruments, you get more out of them, save time, and add to your earning power. Over 175 pages, 8 1/2 x 11, illustrated.

ORDER TN-1. Only.....**\$3.00**

HOWARD W. SAMS & CO., INC.

Order from your Parts Jobber today, or write direct to Howard W. Sams & Co., Inc. 2203 East 46th Street, Indianapolis 5, Ind.

My (check) (money order) for \$..... enclosed. Send the following books:

TK-1 (\$1.50) TN-1 (\$3.00)

Name.....

Address.....

City..... Zone..... State.....

instead of wasting time on circuits that are peculiar only to radio receivers, he will spend this time learning about the television receivers upon which he will actually work. While his knowledge of electronics will not be as broad as that of a technician who has served an apprenticeship in radio servicing, this will not be a handicap to him in the specialized work he will be doing. As a clincher, you might remind him that the first auto mechanics were blacksmiths, but being able to forge a good plowpoint is no longer a prerequisite to working on a hydramatic transmission!"

-50-

Novice Transmitter (Continued from page 45)

completed in accordance with the schematic diagram (Fig. 2A), the unit is ready for testing.

Connect a d.c. milliammeter—one having a range of from 75 to 150 ma. full scale—to the terminals at the rear of the chassis. Install the correct coil and crystal for the band desired. Turn on the power switch and allow the transmitter to warm up for approximately one minute.

Now depress the key and observe the meter. Next rotate the tuning condenser slowly and note that at one point there is a decrease in the plate current as read on the meter. Note also that as this dip or decrease is approached from one side during the rotation of the condenser there is a sudden drop while on the other side the decrease is more gradual. The proper operating point is just past the point of lowest current on the side of the gradual change. See Fig. 3.

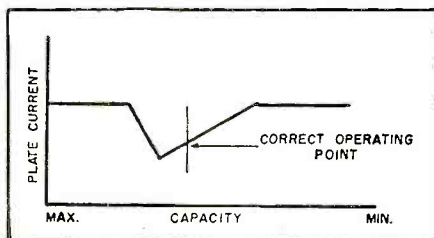
After the antenna is connected it will be necessary to tune the transmitter again following the procedure just outlined. The plate current, with the antenna connected, should be 55 to 60 ma. If the plate current exceeds this value it will be necessary to remove one or two turns from L_s in order to reduce the antenna coupling.

The Antenna System

The *Meissner* "2-CW" kit was designed to operate into a folded dipole antenna of the type shown in Fig. 4. The antenna length may be computed from the formula $L = 468/f$ where L is the length in feet, and f is the desired operating frequency in megacycles.

If, however, the ham wishes to

Fig. 3. Proper operating point for transmitter. See text for complete tuning data.

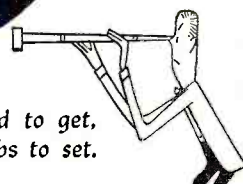


FOR THE
FIRST TIME
Anywhere!


A BROAD BAND, 3 TUBE, 3 STAGE,
FULLY AUTOMATIC BOOSTER WITH
ALL-CHANNEL GAIN IN EXCESS OF 18 db.

and only \$39⁵⁰_{LIST}

THE NEW **B-T**
BOOSTER
MODEL HA-3 Fully Automatic
DESIGNED FOR BETTER TELEVISION




What John wanted most and found hard to get,
Was a booster what boosted, with no knobs to set.




"Knobs," he complained, "makes tuning more tough,"
And, "Lord knows", he cried, "My set has enough."



"And who needs more boxes to clutter the house?
There's enough work around for me and my spouse."



"You'd laugh if I cranked my car like we useter,
So why have old-fashioned knobs on a booster?"



But, John had a Tech-man who knew his TV
Who showed John the booster made by B-T.



At last, John is happy, and more so to learn
That the booster is hidden and no knobs to turn.

NO knobs to set,
NO channel tuning,
NO band-switching.

Lower noise factor.
Attractive hammertone
steel cabinet.



BLONDER-TONGUE LABORATORIES, INC.
WESTFIELD, NEW JERSEY



HERE ARE JUST A FEW OF THE
BIG VALUES
IN THE LATEST 148 PAGE
B-A CATALOG
WRITE US IF YOU HAVE NOT RECEIVED IT

BURSTEIN-APPLEBEE CO.
1012-14 McGee St., Kansas City 6, Mo.

Send Free B-A Catalog No. 531.
 My order is attached for items from below.

\$..... enclosed.

Name.....

Address.....

City..... State.....

FREE!
1953 CATALOG

HANDY ELECTRIC DRILL ACCESSORIES



4-IN-1 HOLE SAW

Exceptionally useful tool that fits any 3/4" electric drill, or drill press. Cuts 1, 1 1/2, 2 and 2 1/2" holes in up to 3/4" stock wood, plastic and metal. Consists of rugged aluminum arbor with pilot drill and 4 high carbon steel saws, size 1", 1 1/2", 2" and 2 1/2". Wt. 1 lb. No. 16B843. Each **\$3.72**



BT HACK SAW

Attaches to any 1/4" electric drill. Cuts smoothly through wood, metal or plastic with any standard hack saw blade. Well-made with all moving parts of hardened heat treated steel. Only 1" x 1 1/2" x 4" in size, it fits easily into electric drill kit or tool box. Wt. 11 oz. No. 16B772. Each... **\$3.72**



HI-SPEED COPE SAW


Drill, saw, ream metal, wood, plastic, etc. with any electric drill. Drills own starting hole—upper part cuts, saws or reams circles, ovals, squares or scrolls. Abrasive resistant high speed steel. Withstands severe continuous use. 3/4" dia. x 3 1/2" long. Has two cutting sections. No. 19B270. Each **\$3.75**

HANDY SERVICE AIDS FOR SHOP OR "ON-THE-GO"



UTILITY TABLE

Just it for servicing and display of bulky TV, Radio, Amplifiers, etc. 30" L., 24" W., 30" H. Rugged—supports up to 500 lbs. Masonite top prevents scarring or grounding out of chassis. Ball bearing casters make it easy to move about. 6 ft. cord and dual electrical outlet provides convenience for soldering and test equipment at most any spot. Utility shelf and 3 pocket apron hold tools, parts, etc. Wt. 25 lbs. No. 40A152. Each **\$19.95**




MASTER TOOL BOX

Keep all those needed tools in one compact place—easy to find when needed. Solidly constructed of heavy gauge steel with combination lock seam and spot weld plus reinforced corners. 4 cantilever trays provide amazing number of compartments for small tools and parts in addition to ample space for electric drill and other larger equipment. Gray metallic finish. Overall size 18" L. x 10" W. x 12 1/4" H. Wt. 16 lbs. No. 36A119 Each ... **\$9.88**



TUBE & TOOL CASE

Holds 60-70 tubes, tools, small test instrument, parts, etc. Has detachable mirrored cover; 2 removable drawers. Ruggedly built of wood and heavy masonite with lock-corner construction. Has durable leatherette covering. Size 15 1/2" x 10 1/2" x 7". Weighs only 11 lbs. This case in combination with the Master Tool Box provides carrying space for tubes, tools, parts, etc. Much more convenient than one large case. No. 33A230. Each... **\$9.95**



TOOL POUCH FITS ON BELT

High quality leather. Tools slip in and out with ease—no rough edges to interfere. Pouches are riveted and stoutly stitched. Size 6" x 10 1/2". Weight 9 oz. No. 17A491. Each (Less Tools)..... **\$1.89**

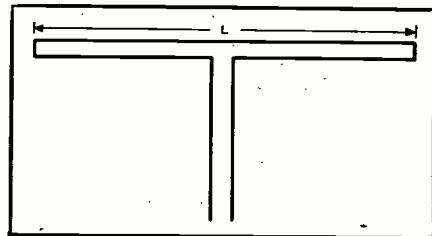


Fig. 4. Folded dipole for use with Novice transmitter. Formula for computing the vital dimensions is given in the text.

operate this transmitter with an antenna of random length, the unit may be converted by the addition of a 250 $\mu\mu\text{fd}$. antenna tuning condenser and the circuit altered as shown in the inset of Fig. 2B.

The procedure for tuning the transmitter with the random length antenna varies slightly from the procedure previously outlined. First the antenna condenser should be completely closed and the antenna connected. Next tune the plate condenser as previously described.

Now slowly open the antenna condenser a few degrees. Note that the plate current increases. It will now be necessary to re-tune the plate condenser. Again open the antenna condenser a few more degrees. Re-tune the plate condenser. Continue this operation until the plate current, with the plate condenser properly adjusted, reaches 55 to 65 ma. and you are ready to go on the air!

-30-

HAM LICENSE PLATES

THE approximately 5000 hams living in Ohio will be receiving letters in the near future advising them that they may now apply for license plates with their amateur call letters.

The plates will be available upon payment of the regular license fee of \$10.00 plus an additional service fee of \$1.00.

R. E. Foley, state registrar, said that, "These special plates are being offered to Ohio's hams in recognition of their contribution to the safety of our citizens not only in times of natural disasters and emergencies, but in the field of Civil Defense, in which Ohio's Governor Frank J. Lausche has shown such a keen interest and concern."

Applications for the special plates must be made no later than December 31st. Letters to all known operators will explain the application procedure. -30-




Want To Double Your Pay?

Edward H. Guilford
Executive Vice President



How To Pass FCC COMMERCIAL RADIO OPERATOR LICENSE EXAMINATIONS



GET THIS AMAZING NEW BOOKLET FREE!

TELLS HOW —

WE GUARANTEE
TO TRAIN AND COACH YOU AT
HOME IN SPARE TIME UNTIL YOU GET
YOUR FCC LICENSE

If you have had any practical experience—Amateur, Army, Navy, radio repair, or experimenting.

TELLS HOW —

Employers make

JOB OFFERS Like These
to Our Graduates Every Month!

Letter from Chief Engineer, Broadcast Station, North Carolina. "Need men with radiotelephone 1st class licenses, no experience necessary. Will learn more than at average station for we are equipped with Diesel Electric power, transmitting and studio equipment."

Telegram from Chief Engineer, Broadcast Station, Wyoming. "Please send latest list available first class operators. Have November 10th opening for two combo men."

Letter from Chief Engineer, Broadcast Station, Texas. "Please send list of latest licensed graduates."

These are just a few examples of the job offers that come to our office periodically. Some licensed radioman filled each of these jobs . . . it might have been you!

HERE'S PROOF FCC LICENSES ARE OFTEN SECURED IN A FEW HOURS OF STUDY WITH OUR COACHING AT HOME IN SPARE TIME

Name and Address	License	Lessons
Lee Worthy 2210 1/2 Wilshire St., Bakersfield, Calif.	2nd Phone	16
Clifford E. Vogt Box 1016, Dania, Fla.	1st Phone	20
Francis X. Foerch 38 Beucier Pl., Bergenfield, N. J.	1st Phone	38
S/Sgt. Ben H. Davis 317 North Roosevelt, Lebanon, Ill.	1st Phone	28
Albert Schoell 110 West 11th St., Escondido, Calif.	2nd Phone	23

CLEVELAND INSTITUTE OF RADIO ELECTRONICS
Carl E. Smith, E. E., Consulting Engineer, President
Desk RN-46, 4900 Euclid Bldg., Cleveland 3, Ohio

HERE IS YOUR GUARANTEE

If you fail to pass your Commercial License exam after completing our course, we guarantee to continue your training without additional cost of any kind, until you successfully obtain your Commercial license, provided you first sit for this examination within 90 days after completing your course.

TELLS HOW —

**Our Amazingly Effective
JOB-FINDING SERVICE
Helps CIRE Students Get Better Jobs**

Here are a few recent examples of Job-Finding results:

GETS CIVIL SERVICE JOB

"Thanks to your course I obtained my 2nd phone license, and am now employed by Civil Service at Great Lakes Naval Training Station as an Equipment Specialist."
Kenneth R. Leiser, Fair Oaks, Md. Del., McHenry, Ill.

GETS STATE POLICE JOB

"I have obtained my 1st class ticket (thanks to your school) and since receiving same I have held good jobs at all times. I am now Chief Radio Operator with the Kentucky State Police."
Edwin P. Healy, 264 E. 3rd St., London, Ky.

GETS BROADCAST JOB

"I wish to thank your Job-Finding Service for the help in securing for me the position of transmitter operator here at WCAB in Pittsburgh."
Walter Koschik, 1442 Ridge Ave., N. Braddock, Pa.

GETS AIRLINES JOB

"Due to your Job-Finding Service, I have been getting many offers from all over the country, and I have taken a job with Capital Airlines in Chicago, as a Radio Mechanic."
Harry Clare, 4537 S. Drexel Blvd., Chicago, Ill.

**OURS IS THE ONLY
HOME STUDY
COURSE WHICH
SUPPLIES FCC-
TYPE EXAMINA-
TIONS WITH ALL
LESSONS AND
FINAL TESTS.**

Your FCC Ticket is recognized in all radio fields as proof of your technical ability.

MAIL COUPON NOW

CLEVELAND INSTITUTE OF RADIO ELECTRONICS
Desk RN-46—4900 Euclid Bldg.
Cleveland 3, Ohio
(Address to Desk No. to avoid delay.)

I want to know how I can get my FCC ticket in a minimum of time. Send me your FREE booklet: "How to Pass FCC License Examinations" (does not cover exams for Amateur License), as well as a sample FCC-type exam and the amazing new booklet, "Money-Making FCC License Information."

Tell me about your Television Engineering Course.

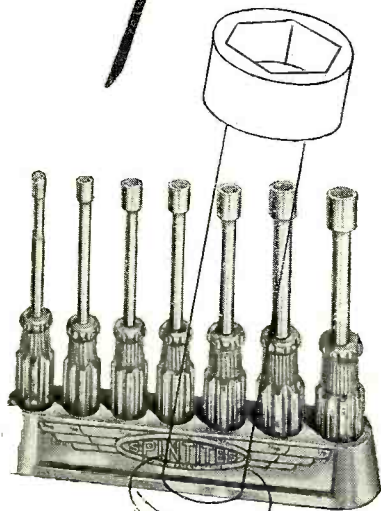
Name

Address

City Zone State

Paste on two cent postcard or send air mail.

THE
Original
WRENCH
WITH THE
SCREWDRIVER ACTION!



SPINTITE
REG. U. S. PAT. OFFICE

120 STYLES and SIZES

for

- ASSEMBLY WORK
- REPAIR WORK
- RADIO
- TELEVISION
- INDUSTRIAL
- AIRCRAFT



STEVENS WALDEN, Inc.
WORCESTER 4, MASS.

FM BOOSTER IMPROVEMENT

By
CHARLES ERWIN COHN

A simple circuit change and substitution of a pentode for a triode give substantially improved performance.

AFTER building the untuned FM booster described on page 149 of the March 1952 issue (the author's "Booster for FM Sets"), I have made an improvement in the original circuit which consists of using a pentode instead of the triode amplifier originally specified.

Although the triode has a better noise figure than a pentode, the latter tube has far more gain, which is of primary importance since most FM sets without r.f. stages have only two i.f. stages. In addition to supplying the requisite gain, there is another advantage in that a pentode has a higher plate resistance than a triode. This permits more selectivity to be realized from the signal-tuned circuit, improving image rejection.

The antenna is connected directly to the grid and terminated with the usual 300-ohm resistor. Because of this low resistance the circuit cannot oscillate and thus is easy to install. Although the 300-ohm resistor is correct for folded dipole antennas, both of the indoor and outdoor types, other antennas may require other values for optimum operation. For example, a simple dipole requires 72 ohms. These resistor values are, of course, nominal, and are not so critical that the nearest commercial value cannot be used. Some types of TV indoor antennas, which are convenient to use with an FM set, may require higher or lower resistances for best operation. This value can only be determined by experiment.

Obviously, the antenna circuit is unbalanced. This is not troublesome for most antennas, especially indoor types, but may be objectionable for an outdoor antenna with a grounded mast. In such cases the 300-ohm resistor should be replaced by 150 ohms and the antenna lead previously grounded direct, as shown, should be grounded through another 150-ohm resistor. This gives a balanced connection but, unfortunately, causes a 6 db signal loss and thus should be used only where improved antenna performance cancels out that loss. This must also be determined by experiment. In the case of an antenna using some other impedance value, the two resistors should each be half the total impedance value instead of 150 ohms.

The choke, *RFC₁*, shown in the grid circuit, is incorporated to prevent i.f. pickup. Since this circuit has much

less i.f. rejection than the usual inductive antenna coupling, signals at the i.f. frequency can be heard if the i.f. happens to be aligned at some frequency other than 10.7 mc. This could happen if the signal generator used for alignment is not correctly set or if the receiver were aligned without the use of a signal generator. (This latter practice is not condemned as it can give excellent results when properly done.)

This type of interference can be distinguished by the fact that it appears over the entire dial.

Construction of this choke is not at all critical, and it may be readily wound by wrapping ten turns or so of number 22 bare hookup wire around a pencil or similar size form, and then slipping it off the form.

There will be a slight spring to the wire, and it should be stretched slightly so the turns do not touch.

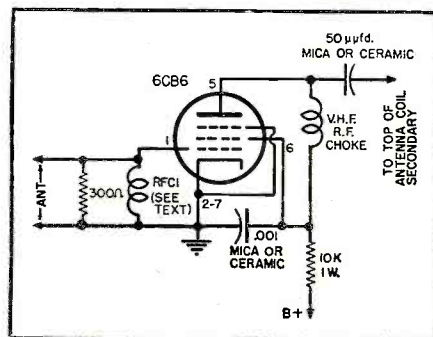
If ordinary cotton-covered wire in this approximate size is available, it may be used in place of the bare wire specified. If stock high-frequency r.f. chokes are on hand they may be tried in this position, connected from grid to ground.

The choke has no effect on reception, and of course need not be used if i.f. interference is not encountered during reception.

Any of the common television pentodes can be used in this circuit, although I used a 6CB6 because it has slightly higher transconductance than the others. The remainder of the circuit is fairly straightforward, the .001 μ fd. mica condenser and the 10,000 ohm resistor serving the functions of decoupling and voltage dropping. The r.f. choke in the plate circuit is a v.h.f. type such as the *Ohmite* Z-O.

-30-

Improved version of author's FM booster.



RADIO & TELEVISION NEWS

BUILD 15 RADIOS WITH THE PROGRESSIVE RADIO "EDU-KIT"

This is a practical home radio course! No radio experience is needed. You start learning a simple radio circuit and advance as quickly as you wish. You build RECEIVERS, TRANSMITTERS, AMPLIFIERS, CODE OSCILLATOR, SIGNAL TRACER. All parts and instructions are included and clearly explained.

ALL PARTS ARE INCLUDED!

The Progressive Radio "Edu-Kit" contains all parts necessary to build 15 different radios including tubes, paper condensers, mica condensers, electrolytic condensers, variable condensers, selenium rectifiers, chassis, hardware, tie strips, tube sockets, solder, wire, soldering iron, tubing, coils, instruction book, radio tester, etc.; in brief, everything you need in a practical radio course. The Progressive Radio "Edu-Kit" requires no instructor. All instructions are included. All parts are individually boxed and identified by name, photograph and diagram. Every step involved in building these sets is carefully explained. You cannot make a mistake.

Nothing extra to buy . . . nothing to return . . . you keep everything! You can quickly pay for kit by repairing radios. Think of it — the signal tracer alone is worth more than the small cost of this kit!

WHAT "EDU-KIT" BUYERS SAY!

"I can assure you that it is a wonderful kit and good value" C. J. Benadie, Newton Road, Beaconfield, Kimberley, South Africa; "I am very satisfied with the "Edu-Kit" Dominic Stracuzza, 111 Clarence St., London, Ont. Canada; "I received my Progressive "Edu-Kit" and I want to let you know that I am very pleased with it" F. B. Hartman, 290 Westminster St., Providence, R. I.; "This morning I was showing my Progressive Radio "Edu-Kit" to one of our representatives from our office in Richmond, and, already he wants me to purchase some for his hospitals" Veterans Administration, Physical Medicine Rehabilitation Service, Washington, D. C.; "I received one of your Radio "Edu-Kits" and I am happy to report that my ten-year-old boy, with very little supervision, built a complete three-tube receiver - one that works - in less than three hours" Bill Leonard, C.B.S. Radio, New York, N. Y.

**FREE RADIO TESTER • T. V. BOOK
QUIZZES • SOLDERING IRON
MEMBERSHIP IN RADIO AND T. V. CLUB**

FREE Radio and T.V. Trouble-shooting Guide sent when you ask for complete information OR rush us your order and you get FREE valuable Surprise Gift Package in addition to Radio and T.V. Trouble-shooting Guide. Write today!



POSTAGE PREPAID ON CASH ORDERS
—C.O.D. ORDERS ACCEPTED IN U.S.A.

Now anyone can

LEARN RADIO

at Home



**NO PREVIOUS
TRAINING**

**NEEDED... EXCELLENT
BACKGROUND FOR T.V.**

Specifically prepared for any person with the desire to learn radio, it has been successfully used by young and old. It is unnecessary to have even the slightest background in science or radio. The Progressive Radio "Edu-Kit" is used by many Radio Schools & Clubs in this country and abroad. It is used by the Veterans Administration for Vocational Guidance and Training.


You risk nothing -
10 DAY MONEY-BACK GUARANTEE

BUILD 15 RADIOS
Only
\$19.95
COMPLETE

PROGRESSIVE ELECTRONICS CO.
497 UNION AVE. --: RN-11 --: BROOKLYN 11, NEW YORK

Now EVERYBODY can get aboard the TRANSISTOR bandwagon

DETECTRON CRYSTAL TRIODES



ACTUAL SIZE

	DCT 4	DCT 5	DCT 6	DCT 7	DCT 8
Xtal triode, HF Mc max	5	7	10	15	20
Operating pwr gain (db)	16	17	16	17	17
Power output (Milliwatts)	7	25	7	25	25
Input impedance (ohms)	75K	250	2.5	24K	45K
Output impedance (ohms)	18	12K	200K	800	6K
Max collector DC volts	-55	-39	-70	-43	30
Max emitter sig level DCV	+7	-3	-12	+4	0
De emitter current (mA)	0.5	0.3	0.3	0.4	0.5
Max DC collector cur (mA)	2	2.5	0.2	2	2

Ambient temperature range, all types: -70 to 150° C.

CHECK THESE TRIODE ADVANTAGES:
No filaments. Long life. Small physical size. No contact potential. Low shunt capacity. Insulating case. No sockets needed.

\$295 EACH

EXPERIMENTERS
MANUFACTURERS
NON-PRIORITY USERS

Detectrons are the greatest advance in electronics since the invention of the vacuum tube. They perform most VT functions, yet require no filament current and very low voltage and power input. There are literally thousands of applications: amplifying, tripping control, firing, photo circuits, etc.

DIODES

SILICON AND SILICON CARBIDE Available in 19 Types HI-STABILITY **79¢ EA.** Send for Data

With each order we furnish newly prepared practical application sheets (as available).

ORDER DIRECT FROM THIS ADVERTISEMENT
Send Check or M. O., No C.O.D.'s please
ORDERS SHIPPED POSTPAID

ANYWHERE IN U.S.A.

Orders will be filled in rotation of receipt
SPECIAL DISCOUNTS TO MFRS. & PARTS JOBBERS

DETECTRON PHOTODIODES

	DPD 1	DPD 1A	DPD 2	DPD 3	DPD 3A
Polarization: reverse volts DC	22.5	39	39	70	60
Dark resistance, ohms, ±10%	45K	90K	250K	1 meg	1 meg
Light resistance, ohms, ±10%	40K	40K	160K	650K	600K
Ambient temperature range, all types: -50 to 70° C.					

These welded Photodiodes permit new engineering concepts in compact instruments. DPD-1, -2, and -3 are responsive to radiant energy from near the ultra-violet end to red end of the spectrum. DPD-1A and -3A are only responsive to the spectrum near the red end, but are sensitive to infra-red energy where it peaks at 2.5 microns.

\$695 EACH

DETECTRON SEMI-CONDUCTOR RELAYS

	DSR-9	DSR-10	DSR-11	DSR-12
Min peak excit volts in DC or HF	9	15	18	17
Polarization volts, min & max in DCV	1/7.5	3/10.5	4.5/10.5	4.5/10.5
Max available permanent current	5A	3.5A	0.3A	0.85A
Operating range, MC	0-1	0-1	0-4M	0-4M
Resistance variation of relay (±20%)	1K/80	3K/200	2K/1K	150/20
Ambient temperature range, all types: -70 to 150° C.				

Semiconductor relays solve the really tough relay problems in aircraft, guides missiles, rockets, radar, auto-alarm, radio and telemetering devices.


\$495 EACH

G. L. ELECTRONICS
905 S. Vermont Ave., Los Angeles 6, Cal.
CALIFORNIA BUYERS ADD SALES TAX

Versatile Wavemeter

(Continued from page 71)

to pins #1 and #4 of a 4-prong male socket (see Fig. 3B). The lucite can either be solid or hollow and should be about 4" long. To use this device connect the signal generator to J₁ and ground, and adjust the output of the signal generator for a convenient meter deflection. Hold the probe coil close to the tank circuit under test; when the signal generator is tuned to the same frequency as the tank circuit, the meter will dip, showing that the tank circuit is absorbing maximum



Close-up view of the home-made dial scale used with the wavemeter. Instructions for setting up this dial are given in text.

energy from the wavemeter. Frequency is then indicated directly from the reading on the signal generator.

Absorption Meter—Set S₁ to position "B". Insert the proper coil and hold the meter near to the coil under test in the transmitter. When the absorption meter is tuned to the same frequency as the tank circuit, the meter on the transmitter will either dip or rise depending on which circuit is being tested—grid or plate.

You will find that the wavemeter can save you many hours of guesswork around the ham shack or repair shop. It eliminates some of the unknown elements during construction: it creates confidence since you can see the results. For rapid frequency measurement, for coil and condenser work, for so many of those difficult measurements, let the wavemeter handle the job for you.

BETTER SPLICING

By HENRY JOSEPHS

When splicing plastic television lead-wire, particularly for outdoor installations, melt some of the plastic from another piece over the joints to make them more durable.

This type of insulation has proved to be more weatherproof than merely wrapping the splice with tape as is usually done.

POLYSTYRENE

ROD — 12" or 48" lengths

Dia.	12"	48"	Dia.	12"	48"
1/8"	\$.03	\$.12	3/4"	.80	3.20
3/16"	.06	.24	1"	1.55	6.20
1/4"	.10	.40	1-1/8"	2.00	8.00
5/16"	.16	.64	1-1/4"	2.30	9.20
3/8"	.21	.84	1-3/8"	3.00	12.00
7/16"	.30	1.20	1-1/2"	3.30	13.20
1/2"	.40	1.60	1-3/4"	4.50	18.00
5/8"	.57	2.28	2"	5.90	23.60

SHEET—masking paper both sides.

Thickness	Size	Price
1/16"	12" x 12"	\$2.50
3/32"	12" x 12"	2.75
1/8"	12" x 12"	3.00
3/16"	12" x 12"	3.75
1/4"	12" x 12"	4.60
1/16"	12" x 24"	4.90
3/32"	12" x 24"	5.25
1/8"	12" x 24"	5.90
3/16"	12" x 24"	7.25
1/4"	12" x 24"	8.25
1/32"	20" x 20"	7.75
1/16"	24" x 24"	9.50
3/32"	24" x 24"	10.25
1/8"	24" x 24"	11.75
3/16"	24" x 24"	14.00
1/4"	24" x 24"	16.00
5/16"	20" x 20"	14.50
3/8"	20" x 20"	16.00
3/8"	24" x 24"	23.75
1/2"	20" x 20"	21.50
1/2"	24" x 24"	31.88
5/8"	20" x 20"	34.50
3/4"	20" x 20"	41.00
1"	20" x 20"	55.50

TUBING — 12" or 48" lengths.

O.D.	I.D.	12" lgth.	48" lgth.
1/4"	1/8"	\$.07	\$.28
5/16"	3/16"	.10	.40
3/8"	1/4"	.13	.52
1/2"	3/8"	.18	.72
5/8"	1/2"	.23	.92
3/4"	5/8"	.29	1.16
1"	7/8"	.38	1.52
1-1/2"	1-1/4"	1.13	4.52
2"	1-3/4"	1.50	6.00

All prices F.O.B. our warehouse New York
LEEDS RADIO CO.
5 Ve ey St. Dept. A New York City 7

STAY ON THE AIR WHEN POWER FAILS...with an ONAN Electric Plant



Model 10EL, 10KW A.C.

When storms, floods, or fires interrupt electricity and force you off the air, you lose listeners and income. Guard against loss, assure vital public service during emergencies by installing an Onan Electric Plant. Onan Standby Electric plants serve many network and private stations. Automatic models to 35,000 watts.



PORTABLE ELECTRIC PLANTS FOR MOBILE RADIO USES

Supply A.C. power for broadcasting at scene of events. Light in weight. Can be carried by hand or in trunk of car. A.C. models: 400 to 3,000 watts.

Write for FREE Folder

D. W. ONAN & SONS INC.
7893 University Avenue
Minneapolis 14, Minnesota

THANKFUL, YOU BET!




The Ole Timer has a right to be thankful! He just completed a Walter Ashe "Surprise" Trade-In deal on his used communication equipment for a brand new Hallicrafters SX-71 Receiver. You'll be thankful too when you take advantage of the one and only "Surprise" Trade-In Allowance on used (factory-built) test and communication equipment for the new Hallicrafters receiver of your choice. Don't delay, get your trade-in deal working today. Wire, write, phone or use the handy coupon below.



HALLICRAFTERS SX-71
Less spkr. Shpg. wt. 51 lbs.
Only \$199.50



HALLICRAFTERS S-38C
Shpg. wt. 14 lbs.
Only \$49.50



HALLICRAFTERS S-40B
Shpg. wt. 32 lbs.
Only \$99.50



HALLICRAFTERS S-76
Less spkr. Shpg. wt. 46 lbs.
Only \$169.50



HALLICRAFTERS R-46 SPEAKER
Shpg. wt. 19 lbs.
Only \$19.95



HALLICRAFTERS SX-62
Less spkr. Shpg. 70 lbs.
Only \$289.50

Phone Chestnut 1125
All prices f. o. b. St. Louis

Walter Ashe
RADIO CO.
1125 PINE ST. • ST. LOUIS 1 MO

FREE COUPON

WALTER ASHE RADIO CO.
1125 Pine St., St. Louis 1, Mo.

RN-11-52

Rush "Surprise" Trade-In Offer on my _____

(indicate make and model number of used equipment)

for new Hallicrafters _____ (identify by model number)

Send new 1953 catalog.

Name _____

Address _____

City _____ Zone _____ State _____

Send
for
your
copy
today

Trav-Electric

\$15⁹⁵
LIST

Model 6-1160



MIGHTY MIDGET CONVERTER

Just plug into Cigar Lighter on Dash

Converts 6 volts D.C. to 110 volts A.C. 60 cycles 40 watts.



PORTABLE PHONOGRAPH

Ideal for phonographs and turntables at beach, or picnic.



IN THE CAR—IN THE TRUCK

Radios, short wave or broadcast bands in car, truck and cabin, etc.



DICTATING MACHINE

Small dictating machines . . . ideal for salesmen, business or professional men.



ELECTRIC SHAYER

Electric shaver works beautifully when it is plugged into Trav-Electric. A great time saver.



IN BOATS

Boats—the 110 volts A.C. operates radios, lights, etc.



AT PICNICS—OUTINGS

Ideal for outdoor musical entertainment from table radio to phonographs, including most wire and disc recorders.

Fully Guaranteed THOUSANDS IN USE
See your Electronic Dealer or Jobber, or write direct



Model 6-1160

Size 2 1/2" x 2 1/2" x 3 1/2"

TERADO Company

Mfrs. of Precision Equipment

1068 Raymond Ave., St. Paul 14, Minn.

A DEFLECTION AMPLIFIER covering range up to 100 kc.

By
R. G. VAUGHN, JR.

Replace the obsolete amplifier in your scope and increase the unit's sensitivity and voltage gain.

THAT important area of the oscilloscope's field of usefulness, the range below 100 kilocycles, has been somewhat neglected of late with the general preoccupation with video problems and techniques. Some of the large group of workers in this range may be interested in a high performance deflection amplifier of simple design, which is intended specifically for this range and may be used to replace an older amplifier.

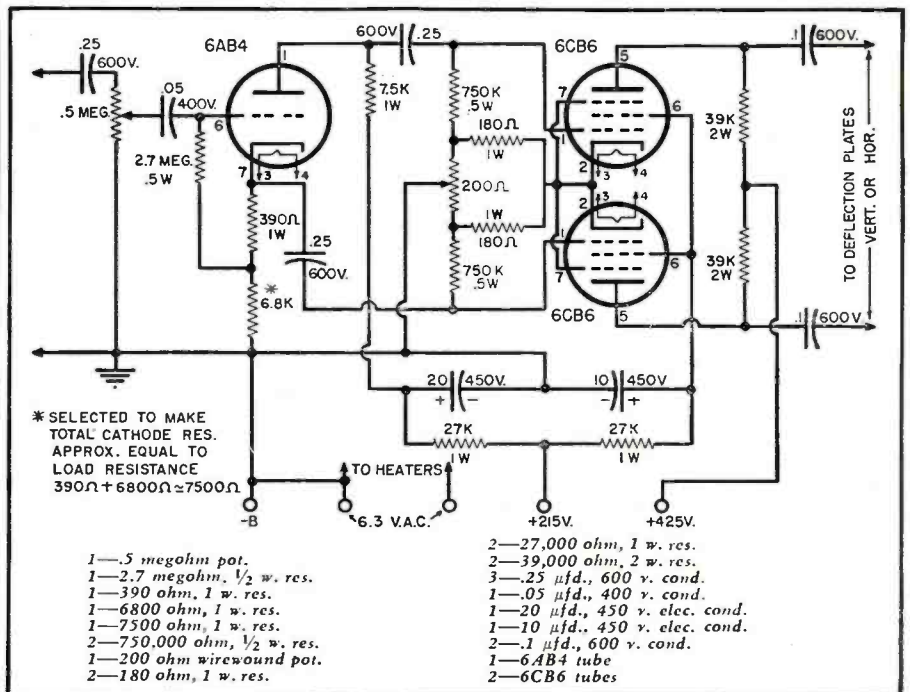
There are only three tubes in the amplifier proper, a single triode and two small r.f. pentodes, yet it provides a voltage gain of nearly 400 which is constant within about 5% or approximately one-half decibel over the range from 10 cycles-per-second to above 100 kilocycles. Peak output is more than 300 volts. There is an almost perfectly linear relationship between the gain control setting and voltage output over the entire audio spectrum although the control is a simple grid potentiometer. For example, with a half-gain setting at 20 kc. relative gain is down only about 1% or about one-tenth decibel compared to that at 1000 cycles.

For audio work these characteristics are virtually ideal yet are attained with simplicity and economy.

Since it has its own separate external power supply the unit may replace an older amplifier without disturbing the existing cathode-ray tube circuit. This arrangement has proved practical and convenient, and eliminates many installation problems which might otherwise exist.

The striking performance of the amplifier is due largely to the use of the high transconductance 6CB6 pentode with a relatively high plate supply voltage. This high voltage is obtained easily at no added expense. The small output capacitance of the 6CB6 permits the use of a relatively high plate load resistance without sacrificing any of the desired high frequency response. The 6AB4 triode in the split-load circuit provides a low capacitance, low admittance grid input which is comparable to the cathode follower—which circuit it resembles both physically and electrically. It is responsible for the relative absence of frequency discrimination by the gain control. It also permits the low im-

Complete circuit diagram and parts list covering the CR deflection amplifier.




FREE OFFER
LIMITED TIME ONLY

TUBES

5 lbs. of good usable radio service parts with every 100 tubes ordered; a kit of assorted radio repair hardware free with every 50 tubes ordered!

Finest TV CHASSIS

Complete with 11 tubes, including 12 1/2" picture tube.
\$69.50



Nationally Known

20" Rectangular Tube with Complete Chassis
\$149.50

17" Rectangular Tube with Complete Chassis
\$129.50

Manufacturer licensed under RCA patents.

INCLUDES:

- beautiful bronze metal mask
- permanent magnet 12" speaker
- all tubes aligned perfectly
- ideal for fringe areas... works better than other receivers and where others can't
- ultra-sensitive fringe area tuner
- standard 90-day guarantee on all tubes and parts
- full band reception and output
- gated AGC—finest automatic gain control
- COMPLETE... READY TO OPERATE

ALL TUBES are guaranteed for one year... individually boxed
Very BEST BRANDS available for immediate delivery!

TUBE SPECIALS!

0Z4	49c	6A15	59c	6Q7GT	\$.49	7R7	\$.89	25AC5GT	\$.104
0Z4G		6AQ5		6R7GT	.69	7S7	1.07	25BQ6GT	1.15
1A5GT	.65	6AQ6	.81	6S4	.49	7V7	.69	25L6GT	.49
1A7	.59	6AR5	.74	6S7GT	1.15	7W7	1.07	25W4GT	.59
1B3GT	.69	6AT6	.49	6S8GT	.69	7X6	.89	25X5	1.04
1B5		6A55	.90	6SA7GT	.59	7X7	.69	25Z6GT	.59
1C7G	29c	6AU5GT	.69	6SC7	.59	7Y4		32L7GT	1.15
1E7		6AU6		6SD7GT	.99	7Z4	73c	35A5	.99
1H5GT	.49	6AV6	49c	6SF5	.49	12A7	1.15	35B5	59c
1J6GT	.69	6B4G	1.44	6SF5GT	.49	12A8	.59	35C5	.59
1L4	.59	6B5		6SH7	.59	12AH7	1.45	35L6	.59
1LA4	1.19	6B6G	.79	6SH7GT	.59	12AL5	.54	35W4	.45
1LA6		6B8GT	1.15	6SJ7		12AT6	.49	35Y4	
1LC5	.69	6BA6	.49	6SJ7GT	49c	12AT7	.89	35Z3	99c
1LC6	1.19	6BA7	.69	6SK7GT		12AU6	.59	35Z4	.49
1LD5	.95	6BC5	.59	6SL7GT	.69	12AU6	.65	35Z5	.55
1LE5	1.19	6BC7	.79	6SN7GT	.59	12AV6	.49	35Z6G	.95
1LH4	1.19	6BD5GT	.89	6SQ7		12AV7	.89	35/51	.79
1LN5	1.19	6BE6	.49	6SQ7GT	49c	12AW6	.95	41	.72
1N5GT	.59	6BF5	.59	6SR7GT	.49	12AX7	.69	42	.59
1P5GT		6BF6	.59	6SS7	.72	12BA6	.49	43	
1Q5GT	69c	6BG6G	1.49	6T7G	1.15	12BA7	.69	45	
1R5		6BH6		6T8	.89	12BE6		45Z5	.59
1S5	59c	6BJ6	59c	6U5	.59	12BF6	49c	46	89c
1T4		6BK7	.98	6U6GT		12DN7	.69	47	
1U4		6BL7	.79	6U7G	59c	12C8	1.15	50A5	.89
1U5	.49	6BN6	.89	6V8	.89	12F5GT		50B5	
1XA2	.69	6BQ6GT	.85	6V3	1.29	12H6		50C5	59c
2A3	1.15	6BQ7	1.19	6V6GT	.59	12J5GT	.54	50C6G	1.04
2A5	.79	6BZ7	1.29	6W4GT		12K7GT	.59	50L6	.69
3LF4	1.19	6C4	.49	6X4	49c	12Q7GT	.59	50X6	.79
3Q4	.59	6C5GT		6X5GT	49c	12SA7GT	.69	50Y6	.59
3Q5GT	1.08	6C6	59c	6Y6G	.69	12SC7	.59	70L7	.89
3S4		6C8G	1.15	7A4	.59	12SF5GT	59c	71A	.87
3V4	59c	6CB6	.59	7A5	.89	12SF7		75	59c
5T4	1.40	6CD6G	1.49	7A6		12SH7GT	.59	77	
5U4G	.49	6D6/78	1.10	7A7		16SJ7GT	.49	78/606	1.10
5V4G	.87	6D8G	1.15	7A8		12SK7GT	.69	80	.69
5W4		6E5	.59	7B4	73c	12SL7GT	.69	83	1.45
5W4GT	49c	6F5GT	49c	7B5	.73	12SN7GT	.99	85	.79
5X4G	.65	6F6GT		7B6	.73	12SQ7	.49	117L7	1.40
5Y3GT	.45	6F8G	1.15	7B7	.73	12SQ7GT	.59	117N7	.89
5Y4G	.54	6G6G	.95	7B8	.73	12SR7GT	.59	117P7	1.40
5X4G	81c	6H6GT	.49	7C4	1.30	12Z3	.95	117Z3	.49
5Z3		6J5GT	.49	7C5		14A7	.89	117Z6	.69
6A3	1.15	6J6	1.04	7C6	73c	14AF7	.93	807	1.55
6A7	1.21	6J7G	.59	7C7		14B6		813	8.95
6A8GT	.59	6J8G	1.15	7E6	.59	14B8	89c	1294	
6AB7	1.15	6K5GT	.69	7E7	.69	14C5	1.07	1299	29c
6AC5GT		6K6GT	.49	7E7	.89	14C7	.98	1619	.45
6AC7	89c	6K7GT	.59	7F7	1.47	14F7	.89	1629	.29
6AG5	.69	6K8GT	.69	7F8		14F8	1.30	2050	2.00
6AG7	.89	6L5G	.95	7G7	.69	19BG6G	1.49	2051	1.15
6AH6	1.40	6L6G		7H7	.59	19T8	.89	7193	.87
6AK5	.89	6L6GA	95c	7J7	.69	20	1.40	VT51	29c
6AK6		6L7	.69	7K7	1.07	24A	.59	VT52	
		6N6G	1.40	7L7	.69				
		6N7GT		7N7	59c				
		6P5GT	69c	7Q7					

TV SET SPECIALS!

"Famous Name Television Sets"!



- Automatic Gain Control
- Saw Tooth A F C
- Standard Coil Tuner—adaptable to U H F
- Transformer—rated throughout—no selenium Rectifiers.

- All the exclusive features of most expensive sets
 - Meet all Standard RTMA requirements
 - Finished in luxurious mahogany
- 17" Table Model now only \$149.00
20" Table Model now only 169.00
21" Table Model now only 179.00
- Console Sets \$20.00 additional.
Lined Oak Finish \$12.50 extra

OUTDOOR TV ANTENNA SPECIAL!

Famous Make Folded Dipole Inline Antenna—no assembly necessary—elements snap in place with guaranteed positive lock. At this low price, we cannot mention manufacturer's name... ONLY \$4.95

Fringe Area DOUBLE "V" TV ANTENNA KIT

High Gain, Best Pictures Possible... complete with 300 ohm line, insulators, gya wire, hardware, full size antenna with double length 9 ft. mast **\$6.95** Complete

I. F. TRANSFORMER 456 Kc **19c**
PILOT LIGHTS Type No. 47
10 for **39c** 100 for **\$2.95**

VOLUME CONTROLS with switch, 2" shaft 1 meg, 1/2 meg, 1/4 meg **34c ea.**
SINGLE ION TRAPS... ea. **15c**
OUTPUT TRANSFORMER... for 50L6 **29c**
... for 6V6 **39c**

UNIVERSAL OUTPUT TRANSFORMER, 12 watt... **79c**
CHIMNEY MOUNT for TV antenna... **98c**
WELLER SOLDER GUN... **\$8.95**
3 SPEED G. I. CHANGER... **24.95**
300 ohm TWIN LEAD... 100 ft... **16.95**
... 100 ft... **1.89**
6 foot LINE CORD UL... 10 for **1.95**
TV INTERLOCK CORDS... ea. **49c**

TUBE KITS—BEST BRANDS AT BEST PRICES
3Q4, 1T4, 1R5, 1S5.
List Value \$8.00. Tube Kit only... **\$1.98**
3S4, 1T4, 1S5, 1R5.
List Value \$7.80. 4 Tube Kit... **\$1.98**
1U4, 3S4, 1S5, 1R5. List Value \$7.80.
All Four Tubes for... **\$1.98**
3V4, 1R5, 1S5, 1T4.
List Value \$7.80. All for... **\$2.49**
AC-DC Portable Kit. All for... **\$2.59**
5 Tubes for... **\$3.22**
50L6GT, 35Z5GT, 12SQ7GT, 12SK7GT, 12SA7G, 5 Tubes for.



P. M. SPEAKERS
12" Coaxial P.M. Speakers **\$12.95** ea.
High fidelity with high pass filter attached. 20 watt; 40-17500 cps response; 8 ohmVC.

SPECIAL PRICE
6" P. M. Speakers... **\$1.29**
Standard Replacement **1ea.**

TV PICTURE TUBES

ONE FULL YEAR GUARANTEE—All Types

SIZE	PRICE	SIZE	PRICE
10-Inch	\$10.95	16-Inch	\$17.95
12-Inch	\$12.95	17-Inch	\$19.95
14-Inch	\$15.95	19-Inch	\$22.95
7-Inch	\$15.95	20-Inch	\$23.95
15-Inch	\$14.95	21-Inch	\$25.95

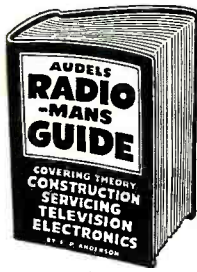
RESISTOR KITS—Insulated 1/2, 1 and 2 watt assortment of most used values, I.R.C. Ohmite, Stackpole, Speer, etc. **\$2.95**

TERMS, 20% DEPOSIT with order, balance C.O.D. All shipments F.O.B. Chicago
Orders Less Than \$5.00—\$1.00 Service Charge

PREMIER Radio Tube Division 551W. Randolph St.
CONTINENTAL CORPORATION Chicago 6, Illinois
ANDover 3-1590

AUDEL'S TV-RADIO SERVICE LIBRARY

HERE IS LATE INFORMATION IN A HANDY FORM FOR RADIO & TELEVISION REPAIRMEN, SERVICEMEN & STUDENTS



2 VOL. \$6 COMPLETE \$1 MO. PAY ONLY
IT PAYS TO KNOW!

AUDEL'S T.V.-RADIO SERVICE LIBRARY presents the important subjects of Modern Radio, Television, Industrial Electronics, F.M. Public Address Systems, Auto, Marine & Aircraft Radio, Phonograph Pick-Ups, etc. Covers Basic Principles—Construction—Installation—Operation—Repairs—Trouble Shooting. Shows How to get Sharp, Clear T.V. Pictures. Install Aerials—How to Test. Explains Color Systems & Methods of Conversion. 1001 Facts—Over 1260 Pages—625 Illustrations—Parts & Diagrams—Valuable for Quick Ready Reference & Home Study. Tells How to Solve T.V. & Radio Troubles—Answers T.V. & Radio Questions.

Get this information for Yourself.
7 DAY TEST—ASK TO SEE IT!

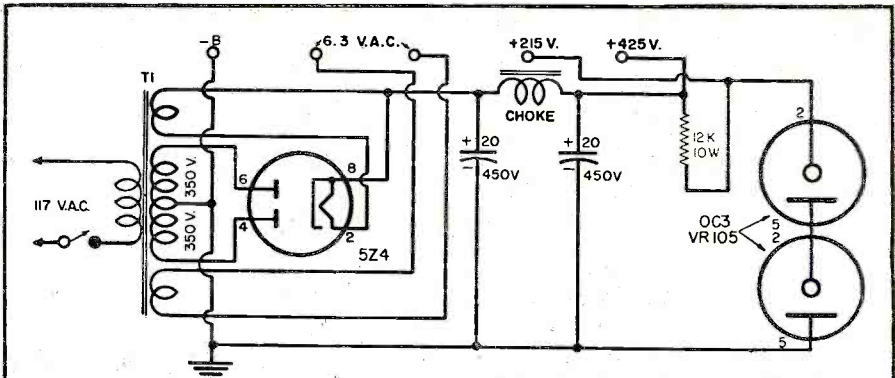
MAIL ORDER

AUDEL, Publishers, 49 W. 23 St., N.Y. 10
 Mail AUDEL'S T.V. RADIO SERVICE LIBRARY 2 Vols. \$6 on 7 days free trial. If O.K. I will remit \$1 in 7 days and \$1 monthly until \$6 is paid. Otherwise I will return them.

Name _____
 Address _____
 Occupation _____
 Employed by _____ RN

Advance with **ELECTRONICS CITY**

You need firm grasp of fundamentals to keep pace with these complex, fast-growing fields. In thorough 2-year course learn electricity, electronics, physics, mathematics, drafting, etc. Other engineering and technical courses. Coed. Day, evening, 44th year. Write for Catalog.
FRANKLIN TECHNICAL INSTITUTE
 46 Berkeley Street Boston 16, Mass.



- 1—20/20 µfd., 450 v. elec. cond.
- 1—12,000 ohm, 10 w. wirewound res.
- 1—10 hy., 50 ma. filter choke (Stancor C1002)
- T1—Power trans. 350-0-350 v. @ 50 ma.; 5 v.
- @ 2 amps.; 6.3 v. @ 2 amps. (Thordarson TS24R02)
- 1—S.p.s.t. sw.
- 1—5Z4 tube
- 2—VR-105/OC3 tubes

Power supply unit for the deflection amplifier. It is built on a separate chassis.

pedance coupling circuits from cathode and plate to the 6CB6 grids.

If favorable operating conditions for the 6CB6's are to be provided and anything approaching full utilization of their possibilities made, a substantial plate current must be assumed. In applications and under conditions such as this, permitting a fairly large value of load resistance, this means that a sufficiently high voltage supply must be provided to overcome the loss in the load and still permit the desired plate current. The 425 volt supply used accomplishes this.

The combination of the desirable features and conditions mentioned results in an exceptional gain-bandwidth index for what is virtually a single push-pull stage with straight resistance coupling. The function of the 6AB4 is to provide phase splitting and, equally important, favorable input characteristics rather than amplification. The gain that is lost is well spent indeed in exchange for these desirable features.

The power transformer is a standard receiver replacement type with 350-0-350 volt secondary. With full-

wave rectification and condenser input filtering at the small current of about 30 ma. (including regulator current), the output is about 425 volts. The cathode-type 5Z4GT rectifier not only lessens the possibility of dangerously high surge voltage, but has lower losses than the filament types. The extra regulator tube provides enough regulated voltage to permit the use of large screen and triode plate filter resistors.

If a filament type rectifier is used, there is danger that the filter condensers may short out, as the plate voltage will rise to a high value before the tubes reach operating temperature and start to draw current. In view of this, it is advisable to use a cathode-type rectifier as was specified.

Since there is considerable variation in 6CB6 tubes, a bias potentiometer is provided to permit balancing the outputs. The a.c. potential between plate and ground of both outputs should be the same.

The prototype of this amplifier has proved itself in a year of constant service with a highly satisfactory record.



Regency



Largest Selling Booster

AT ANY PRICE!

Manufacturers' Literature

Readers are asked to write directly to the manufacturer for the literature. By mentioning **RADIO & TELEVISION NEWS**, the issue and page, and enclosing the proper amount, when indicated, delay will be prevented.

MOBILE ANTENNAS

Two booklets on mobile communications antennas have recently been published by *Ward Products Corp.*, Division of *The Gabriel Co.*, 1523 E. 45th Street, Cleveland 3, Ohio.

Every antenna and accessory for mobile use, along with their description and specifications, is included in this new catalogue.

"How to Specify Mobile Antennas" is the title of the second booklet, describing the popular base, whip, and spring combination, factors involved in their purchase, and a description of how these components are produced.

Free copies may be obtained from radio parts distributors or direct from the company.

CONTACT RIVETS

Electrical contact rivets, manufactured by *Gibson Electric Company*, Frankstown Ave., Pittsburgh 21, Pennsylvania, are described in their recently published catalogue.

Discussed in the 6-page folder are the company's contact rivets made from fine silver, coin silver, *Gibson* silver alloys, palladium, and powdered metal compositions. Standard sizes of flat, crowned, and pointed contact rivets are also listed.

Free copies will be sent upon request. Inquirers should specifically designate Catalogue C-521.

COUNTER GUIDE

Counter Catalogue C-832, issued by the *Sprague Products Co.*, 51 Marshall Street, North Adams, Massachusetts, contains a listing of "Atom" and "Twist-Lok" electrolytics, "Telecap Black Beauty" molded tubulars, "Cera-mite" disc ceramics, and universal doorknob ceramics.


Both net and list prices for each item are tabulated in the 12-page catalogue.

Copies are available to jobbers upon request to the manufacturer.

REPLACEMENT GUIDE

A TV condenser replacement guide, TVR-7A, published by the *Cornell-Dubilier Electric Corp.*, South Plainfield, New Jersey, lists 1149 television set models of 73 manufacturers.

Arranged to enable the location of the correct replacement condenser with a minimum of time and effort, the guide's various sections include an alphabetical listing of television re-



TOMORROW'S AUDIO TODAY!

FISHER

All-Triode Amplifier AND Master Audio Control

■ THE FISHER Laboratory Standard Amplifier is, beyond a shadow of a doubt, *the world's finest all-triode amplifier*—and yet moderately priced. FEATURES IN BRIEF: High output—less than .3% harmonic distortion at 40 watts (.08% at 10 watts.) Intermodulation distortion below 8/10% at 40 watts. Uniform response within .1 db, 20-20,000 cycles; 1 db, 5 to 100,000 cycles. Hum and noise better than 92 db below full output. Quality components, beautiful workmanship. ■ THE FISHER Master Audio Control can be used with *any* amplifier. Intermodulation distortion is virtually unmeasurable; complete, professional phonograph equalization settings and tone controls; genuine F-M loudness control; 5 inputs and 5 independent input level controls; cathode follower outputs. Self-powered.

Write for illustrated brochure and full specifications.

FISHER RADIO CORPORATION · 37 E. 47th ST., N.Y.



Become an ELECTRICAL ENGINEER in 36 MONTHS


Bachelor of Science Degree — Major in Electronics or Power

It is estimated by 1955 there will be at least two positions for every engineering and technician graduate. This college offers a tested plan that permits you to enter these vast employment opportunities at an early date. Save a valuable year through optional year-round study. Receive advanced credit for prior training gained in the armed forces, other schools or field experience.

ENTER BOTH RADIO AND TELEVISION 12 months or one-third of the B. S. degree course (Electronics major) — also brings you the *Radio Technician's* certificate. An added 6-month course qualifies you for the *Radio-TV Technician's* certificate. Recent developments open unlimited opportunities for TV technicians and engineers.

MILWAUKEE SCHOOL OF ENGINEERING

NONPROFIT • FOUNDED IN 1903



THE PROVEN "UNIT CHASSIS SYSTEM" of teaching was developed here. It "breaks down" the TV set by stages. You learn every component of all types and makes — and are prepared for future design changes, including the advent of color.

12-MONTH TELEVISION SERVICE COURSE... trains for good servicing jobs and shop ownership in the shortest practical time under expert instructors.

Terms open January, April, July, October. Over 48,000 former students from all states and 23 overseas countries. Faculty of trained specialists. Modern laboratories and equipment.

Write for free 110-page catalog, 48-page pictorial booklet "Your Career" and "Occupational Guidance Bulletins."

Milwaukee School of Engineering
Dept. RN-1152 1025 North Milwaukee
Milwaukee 1, Wisconsin

Without obligation send Catalog for Electrical Engineering, B. S. Degree, major in Electronics; Power; "Your Career"; Occupational Guidance Bulletin on: Radio-TV; Electrical Power; Welding; Heating, Refrigeration, Air Conditioning; Mechanical Engineering, B. S. Degree; Preparatory; Television Service.

Name.....Age.....

Address.....

City.....Zone.....State.....

If veteran, indicate date of discharge.....



Concertone maintains its leadership through constant achievement

Concertone's leadership in the field of high fidelity recording is maintained by constantly improving the quality of Concertone magnetic tape recorders

Concertone engineers continually incorporate advancements into the design — thereby keeping consistently ahead of the field. Concertone recorders never become "dated" or outmoded. Now, more than ever before, Concertone is truly the standard of high fidelity performance.

Professional users' net prices begin at \$345.00. Write for literature.



Network Recorder NWR-1

"just like being there"

Manufactured by

Berlant Associates

4917 W. Jefferson Blvd., Los Angeles 16, Calif.

THERE IS NO SUBSTITUTE FOR



The Original Non-Conductive Non-Inflammable

LUBRICANT & CLEANER FOR NOISY CONTROLS & SWITCHES

WHY WASTE YOUR MONEY AND RISK YOUR REPUTATION ON CHEAP IMITATIONS WHEN

QUIETROLE

COSTS BUT A FEW CENTS MORE THREE SIZES—ALL BARGAINS 2-OZ. 4-OZ. 8-OZ.

ONCE USED, ALWAYS USED!

ORDER FROM YOUR PARTS DISTRIBUTOR

—MFD. BY—

QUIETROLE COMPANY

SPARTANBURG,

S. C.

ceiver models, with serial and chassis numbers; original condenser ratings; and the C-D recommended replacement. Rated capacity and voltage of each C-D twist-prong electrolytic, physical specifications, rotation stock number, dealer's net cost, and list price, are among the contents of the guide.

The new guide, TVR-7A, is available to service technicians free of charge, only through local C-D distributors.

THORDARSON TRANSFORMERS

Thordarson-Meissner, Mt. Carmel, Illinois, has recently announced the publication of a new transformer catalogue.

Designated as the 400-K, the catalogue features the addition of 42 new transformers, all of which are designed primarily for television receiver replacements.

Requests for copies should be sent to the company direct.

PROCUREMENT MANUAL

Trilane Associates, Inc., 1 Hudson Street, New York 13, New York, has published a new U. S. Government procurement manual designed to aid manufacturers in obtaining government business.

The 16-page booklet covers such topics as "How to Finance Defense Contracts," "Converting to Military Production," "Helpful Hints to Prospective Bidders," "Fundamentals of Government Procurement," and "Common Difficulties Encountered."

Free copies may be obtained by writing direct to the above address.

SPRAGUE "POCKETBOOK"

A pocket-sized, dual-purpose catalogue and envelope stuffer, designed to increase distributor sales by listing its line of "TVL Twist-Lok" electrolytic condensers, has been made available by *Sprague Products Co.*, 51 Marshall Street, North Adams, Massachusetts.

Form M-489 pocket catalogue can be used for special mailings or included with monthly statements or letters to service customers. A return order card "built-in" the back cover is imprinted with the distributor's address to make it easy for customers to order "Twist-Loks" by return mail.

These catalogues are available by writing to the company direct.

SIE CATALOGUE

Southwestern Industrial Electronics Co., 2831 Post Oak Road, Houston 19, Texas, has available for distribution a new catalogue on low frequency transformers and reactors, including data on a new miniature line.

The catalogue gives information on SIE's special transformers and reactors with detailed specifications on recent designs. It is available upon request.

TUNING FORK DATA

A 2-color, 34-page catalogue describing the development of precision fre-

RADIO & TELEVISION NEWS

PLATT

★ FOR BEST BUYS ANYWHERE!
★ FOR IMMEDIATE SERVICE!
★ FOR HARD-TO-GET ITEMS!

NOW YOU CAN SHOP AT EITHER OF
PLATT'S TWO GREAT STORES!
NEW BRANCH STORE: 159 Greenwich St., N.Y.C.
MAIN STORE: 489 Broome St., N.Y.C. (Send all Mail Orders here.)

SPECIALS-OF-THE-MONTH!

NOW! Fill Your Battery
Only Twice a Year

with Automatic Battery Filler Made by leading Auto Mfr. Doubles battery life over ordinary care, prevents battery break-downs, fits all cars, instantly installed.
ONLY 89c COMPLETE

CD 307A CORDS

with PL 55 Plug and JK 26 Jack. long cord.

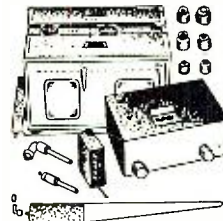
SPECIAL!
79c



**ARC-5/R-28
2 MTR RCVR
\$25.95**

Here is the 2-meter superhet you have been looking for! Absolutely one of the BEST available today! Tunes from 100 to 156 Mcs. in four crystal channels. Easily converted to continuous tuning. Full lineup in 400 cycles. 717A-R.F. 717A-Mixer. 2-12SH7-1st and 2nd I.F. 15-9 Mc. 12SL7-1st AVC Squeech. 12SL7-1st audio-speech amplifier. 12AG-2nd audio. 12SH7-R.F. Osc.-4th Harmonic Gen. 717A-Trap. 12th Harmonic Gen., 717A-Dblr.-12th Harmonic. Excellent used.....\$25.95

VHF Excellently Reconditioned Guaranteed



**SCR-522
AIRBORNE COMMAND
EQUIPMENT**

Frequency Range 100 to 156 mcs. in 4 channels receiver and transmitter. Crystal Controlled. Complete equipment. Consists of trans/rec, control box BC-602, dynamotor PE-94, AN10-4A antenna, plugs, etc. Power input with PE-94 is 28 v. Electrically Tested—Complete as Shown. Only \$129.50 BRAND NEW—PRICES ON REQUEST



**20 POUNDS OF
ASSORTED
RADIO PARTS**

**A TERRIFIC BUY
AT
ONLY \$2.79**



ARMY TEST UNIT I-236

Meter is contained in a metal box 5 1/2" long x 3 3/4" wide x 3 1/4" deep. Comes complete with test leads and instruction book. Can be used for testing between AC and DC measuring resistances of circuits, checking fuses and testing capacitors. **SPECIAL \$4.19**

**Multifester Foundation
BIAS METER 1-97A**

Contains a zero center 3 1/2" round Marion voltmeter calibrated 0-100 volts each side. Movement is one mill each side of center. The unit is mounted in a steel box 7" x 5" x 4 1/2" and contains 3 contact push button, line cord dual 100 MFD at 200 V DC condenser, a potentiometer 6 1/2" 1% wire wound non-inductive resistors: one 400 ohm, two 2500 ohm, one 5000 ohm, one 10,000 ohm, one 15,000 ohm. Excellent for building a zero center multimeter with ranges of 1, 10, 100, 1000 volt. **COMPLETE BRAND NEW \$5.95**




**PRE-AMPLIFIER
MODEL K-1**

The K-1 is used to amplify output level for microphones and phonographs. Operates on 24-28 VDC. can be converted to 110 AC. Comes complete with PL 55 plug and 2-foot 119-B cord. 2 terminal blocks and instruction book. **BRAND NEW.....SPECIAL! \$3.95**

BC-221 Frequency Meter


Real Value! QUANTITY IS LIMITED—so first come, first served. They are just like new, with original calibration charts. Range 125-20,000 KC with crystal check points in all ranges. Complete with crystal and tubes..... **\$129.50**
MODULATED TYPE..... **\$159.50**
MODULATED TYPE WITH AC POWER SUPPLY..... **179.50**
These Frequency Meters are factory tested, checked for frequency alignment and GUARANTEED.



PLATT ROLLS BACK PRICES!

**TUBES BRAND NEW!
JAN! BOXED! TUBES**

1B22 69c	100R 49c	054 13c
1B23 \$3.75	114B 29c	1616 49c
2B22 49c	215A 09c	1619 19c
2C22 14c	221A 29c	1625 29c
2C26 09c	304TH \$3.95	1626 19c
2C26A 09c	316A 29c	1629 22c
3B22 \$1.15	371B 29c	1630 39c
3BP1 \$3.29	388A 29c	1633 29c
3C24 98c	471A \$1.19	17193 19c
3D22 11c	522A \$1.19	9000Z 69c
3D6 \$1.79	732A 99c	9006 19c
7C4 39c	801A 19c	E1148 49c
10Y 9c	826 29c	E124H 11c
12KSY 39c	841 29c	RK34 11c
13R 39c	843 17c	VR92 14c
39/44 29c	864 19c	VT127 15c



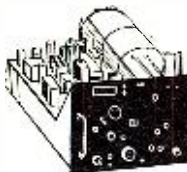
MN-26 INSTALLATION

MN-26C RECEIVER—Remote control commercial type navigational. Indicates direction of any desired transmitting station. 3 bands—frequency range: 150 KC to 1500 KC; has 12 V type tubes. Brand New..... **\$39.95**
Original Cost \$600.00



**TYPE MN-20E
ROTABLE LOOP UNIT**

8" diameter, used with MN-26 Compass and RA 10DB. Manufactured by Bendix.
**A TERRIFIC BUY!
ONLY \$9.95**




**AIRBORNE EQUIPMENT
Designed for Aircraft**

T-85/APT-5 UHF Transmitter

Radar Set AN/APT-5 operates on 80 or 115 volts A.C. at 400 to 2600 cycles requiring 6.10 volts amperes at 0.90 power factor. Complete with all tubes. Brand new in original packing..... **\$149.50**
A TERRIFIC BUY AT ONLY

HEADSETS

HS-33 low impedance with cord and plug; used, fine condition.....	\$2.79
HS-23 high impedance, BRAND NEW with ear pads.....	4.95
HS-33 low impedance, BRAND NEW with ear pads, cord and PL-4 plug.....	\$5.39
HS-33—BRAND NEW—Western Electric.....	5.95
CD-307A Cords, 6 ft. NEW.....	.89
H-16/U high impedance. Includes two receiving units.....	3.95
HS-16 high impedance—used.....	2.49



TURBO AMPLIFIER

4 tube Amplifier used by U.S. Air Force. 115 V. input at 400 cycles. Without tubes—**\$119**
BRAND NEW..... **SPECIAL**



Field Telephones
Army surplus, completely reconditioned and electrically tested using 2 flashlight cells and a pair of interconnecting wires. U.S. Army T.E.E.D.-like new.
\$20.95

**PE 98
12 VOLT
DYNAMOTOR**

Excellent Condition.
**SPECIAL!
\$39.95**

**NEW! COMMERCIAL
MOBILE EQUIPMENT**

NOW BEING MANUFACTURED BY

Platt Manufacturing Corp.

Has many new features. Latest design, compact, easy to handle. Excellent Price. Write for data and price.

MINIMUM ORDER \$2.00

Immediate Delivery—Send 25% deposit on C.O.D. orders. All shipments F.O.B., N.Y.C. (N.Y.C. residents add sales tax to your remittance.)

ORDER NOW at these REDUCED PRICES!



**SCR-274N
COMMAND
and
ARC-5
EQUIPMENT**

	USED	EXCELLENT	NEW
RECEIVERS			
BC-453—190 to 550 KC.....	\$29.95		\$49.95
BC-454—3 to 6 MC.....		\$12.95	\$19.95
BC-455—6 to 9 MC.....	9.95	11.95	16.95
TRANSMITTERS			
A-958—2.1 to 3 MC.....			29.95
BC-458—5.3 to 7 MC.....	7.95	9.95	17.95
ARC-5 T-19—3 to 4 MC.....		24.95	34.95
BC-459—7 to 9.1 MC.....			24.95
T-15 ARC 5 500 to 800 KC.....			29.95

ADDITIONAL EQUIPMENT	2.49	2.95	5.95
BC-456 Modulator.....	1.49	1.95	2.75
BC-451 Control Box (Transmitter).....	1.29	1.79	2.39
BC-442 Relay Unit (ANT).....	2.39	2.89	3.69
Plugs: PL-147, 148, 151, 152, 153, 154, 155—EACH.....		1.25	
Flexible Shafting with gear to fit receivers.....			2.69
3 Receiver Rack.....	1.79	2.29	2.98
2 Transmitter Rack.....	1.69	2.39	3.97
Single Transmitter Rack.....			3.97
DM-32 Dynamotor for Command Set.....		3.95	5.95
DM-33 Dynamotor for Command Set.....		2.95	3.95
Mounts for 2 Trans. Rack, 3 Rec. Rack, Modulator, & Antenna Relay Unit.....		1.95	

LIMITED QUANTITY

COMMAND SET BC-455—6 to 9.1 MC. Excellent, 95% completely wired—few spare parts included require assembling. Instructions included. **ONLY \$6.95**

COMMAND TRANSMITTER—Navy and Army Type—3 to 4 MC, 75% complete spare parts—LIMITED QUANTITY..... **\$8.95**

ELECTRIC MEGAPHONE SYSTEM



For Rural Areas, Hotels, Commercial Steamers, Ball Parks, Etc.

U. S. NAVY Type PAE-1 Electric Megaphone equipment is designed for voice reinforcement in much the same manner as, but to a greater degree than, the familiar acoustic megaphone. Consists of Megaphone Unit (which combines a microphone and reproducer in a single assembly), Portable Amplifier which electrically amplifies the output signal of the microphone section of the megaphone and feeds this amplified signal to the reproducer section. Charging Rack for recharging the self-contained storage battery of the portable amplifier. BRAND NEW—A TREMENDOUS VALUE! DEMONSTRATION GIVEN AT EITHER OF \$149.50 PLATT'S STORES.....

**NEW SUPPLY ARRIVED!
LIMITED QUANTITY
TRANSMITTER-RECEIVER**

**Navy Model ABA-1
(CG-43AAG)
Army Model SCR-515A,
known as the BC-645
450 MC — 15 Tubes**

BRAND NEW—ORIGINAL CARTON
Can be easily converted for phone or CW 2-way communication. Covering for the following bands: 420-450 MC ham band, 450-460 MC for fixed or mobile, 460-470 MC for citizens, 470-500 MC television experimental. Size 10 1/2 x 13 1/2 x 4 3/4. Contains 15 tubes: 4—7F7, 4—7H7, 2—7E6, 2—6F6, 2—955, 1—WE-816A door knob. Price includes Dynamotor, Control Box, Mount, Tubes..... **\$34.95**

ADDITIONAL BARGAINS!

Space does not permit us to list fully the following items. However, if you are interested in any of the equipment, please let us know. Your letter or wire will be promptly answered.

SCR-284	Halicrafters Sets.
SCR-583	National TV Boosters.
SCR-694	BC-375 Trans.
SCR-191	SCR-191 Trans.
BC-348 Q & R Models.	SCR-625 Mine Detector.
ARN-7 Compass Rec.	FL8 & FL5 Filters.
SCR-269G Compass Rec.	BC-348 Spare Parts.

PLATT ELECTRONICS CORP.

DEPT. A, 489 BROOME ST., NEW YORK 13, N. Y.

PHONES: WO 4-0827 and WO 4-0828



Are These Your Selenium Rectifiers?

All of us here at the Rectifier Division are rather proud of the parts we play in the production of Sarkes Tarzian "Centre-Kooled" Selenium Rectifiers. Barbara, shown here color-coding, is no exception.

If you are not familiar with the wide variety of applications of Sarkes Tarzian Rectifiers, your inquiry is invited. Our staff of engineers is ready to assist you with your power conversion problems.

A most complete Selenium Rectifier Handbook is available at 50c. Write us or see your dealer.

Where #s are used—Specify



Sarkes Tarzian

Sarkes Tarzian, Inc.

RECTIFIER DIVISION

Dept. R-7, 415 N. College, Bloomington, Ind.

quency generators, has been made available by the *Riverbank Laboratories*, Department of Engineering, Geneva, Illinois.

A description of the method used for temperature compensation eliminating all complicated heat controls is discussed along with the effect of temperature variations on frequency accuracy.

Charts, photographs, and fundamental circuits are shown as well as the physical dimensions of the forks and their mountings.

Copies of "Temperature Compensated Frequency Standards" may be obtained upon request.

MICRO SWITCH CATALOGUE

A 24-page, 2-color, Catalogue No. 82, containing information on safety, limit, and interlock switches designed especially for switching a.c. circuits in industrial and commercial applications, has just been published by *Micro*, Freeport, Illinois, a division of *Minneapolis-Honeywell Regulator Company*.

Complete information on each switch, including description, dimensions, mechanical and electrical characteristics, and electrical capacities, as well as technical data and applications are covered.

HI-FI AUDIO

An illustrated, high-fidelity audio catalogue has been announced by *Harvey Radio Company, Inc.*, 103 West 43rd Street, New York 18, N. Y., which emphasizes descriptive information worded to reach the music lover approaching this field for the first time.

The catalogue includes data which permits technical comparison of the various amplifiers, speakers, tuners, etc., and non-technical articles designed to assist the layman in evaluating various elements of a high-quality music system.

Copies are available without charge upon request.

WIRE AND CABLE

The electrical wire and cable department, *United States Rubber Company*, Rockefeller Center, New York 20, New York, has published a 186-page general catalog of its 500 different types of wires and cables.

Containing comprehensive data on construction and operating characteristics for control and signal cables, railroad wire and cables, wire and cables for the building industry, telephone wire and cables, mine cables, and portable cords, the catalogue also features a detailed technical engineering data section.

Copies may be obtained from R. H. Turner, at the above address.

TV CAMERA CHAIN

Available to TV station personnel, prospective TV broadcasters, and others in the television and radio industry, a 20-page, illustrated booklet on the *Du Mont* universal image orthicon television camera chain, Model TA-124-E, has just been announced by

EASY LOW-COST WAY
to own a
PROFESSIONAL QUALITY
tapeMaster
TAPE
RECORDER



DUAL SPEED
HIGH FIDELITY

PORTABLE
MODEL PT-125

Use with Your Own Audio Amplifier, Radio or Radio-Phono Combination, or with new tapeMaster Model SA-13 Power Amplifier and Speaker.

For the first time, a completely flexible professional quality tape recorder like this—at such economical cost! Advanced engineering and customized design make *tapeMaster* a natural choice of recording enthusiasts everywhere.

Built to RTMA Standards • Dual Track Dual Speed—7.5" and 3.75" sec. • Fast Forward and Rewind • Direct Threading of Tape • Push-Pull Supersonic Bias-Erase Response 50-8000 cps ± 3 db at 7.5 and 50-5000 cps at 3.75 • Inputs for Radio, Phono and Mike • Full Monitoring • Neon Record Level Indicator • For 105-125 V 60 cycle AC (Also available for 110-220 V 50 cycle AC)

Complete with 5" spool of plastic tape and 7" empty take-up spool, in sturdy carrying case covered with waterproof leatherette, less audio amplifier and microphone. Size: 12½" x 12" x 9½" high. **\$99.50**

Net Price.....
(Slightly Higher West and South)
Tape Transport Mechanism and Matching Pre-Amplifier with Push-Pull Supersonic Bias-Erase Oscillator also available individually for custom installations.

MODEL SA-13 POWER AMPLIFIER AND SPEAKER

Portable companion to the PT-125 tape recorder. Combines a special type speaker, new amplifier design, and effective principle of baffling. Amplifier response ± 1 db 30-15,000 cps. Peak output 8 watts. Has separate bass and treble control. 12" x 9½" x 18½" high. **\$79.50**
Net Price.....



Send for FREE Bulletin 102-A

tapeMaster inc.
13 W. HUBBARD ST. • CHICAGO 10, ILL.
Export: Scheel International, Inc.
Chicago 18, U.S.A. • Cable: Harscheel

RADIO & TELEVISION NEWS

Allen B. Du Mont Laboratories, Inc., 1500 Main Avenue, Clifton, New Jersey.

The booklet explains how this chain can be used in studios, in the field, and for film pickup, outlining versatility and economy for new stations operating under budget schedules.

A specification section gives facts and figures on power supplies, monitors, generators, and associated equipment.

A copy of this booklet may be obtained from the Television Transmitter Division of the company.

TOROIDAL INDUCTORS

Precision-wound, high "Q" toroidal inductors are covered in the new four-page bulletin just released by *Lenkurt Electric Sales Co.*, 1115 County Road, San Carlos, California.

Designated Bulletin TL-P4, the new publication lists five different types of coils, with or without hermetically sealed cases.

Included in the bulletin are "Q" curves and other design data for representative standard values of the varied coil types. The coils listed make available a wide range of inductance values between 1 mhy. and 80 henrys.

Information is also included on the effect of d.c. current on the inductance values of each type of coil.

TRAINING DATA

American Electronics Co., 1451 Wilkins Ave., New York 59, N. Y. is now offering a 4-page folder describing its courses in radio code and theory.

Complete details are given and copies of the folder are free on request.

HAMMARLUND FOLDER

Hammarlund Manufacturing Company, Inc., 460 W. 34th Street, New York 1, New York has issued a new four-page folder which describes in detail the design, operation, and suggested uses of the company's recently-introduced "DSU-2" duplex signaling unit.

The new unit is designed for use by pipeline and power companies, military and governmental agencies, railroads, airlines, emergency services, and other groups requiring remote "on-off" switching, continuous indication of operating conditions, and automatic detection of line or power source failures along wire lines, telephone or power line carrier, and radio or microwave communications circuits.

WIRING DEVICES


Eagle Electric Mfg. Co., Inc. of 23-10 Bridge Plaza South, Long Island City 1, New York has issued its 1952-53 catalogue which contains a listing of over 1400 electrical wiring devices, lamps, and specialties.

The 48-page catalogue is profusely illustrated and provides full information on electrical wiring devices, extension and cord sets, fuses, lamps, wall plates, push-buttons, nichrome wire and elements, etc.

-50-

Let Ghirardi show you step by step EXACTLY HOW TO SERVICE ANY RADIO OR TV EVER MADE

faster and better!



Remember! When you buy Ghirardi radio-TV books you are getting the best, easiest to understand training on the market—and at the lowest possible price. This is not an idle claim. In an actual survey, 7 out of 10 servicemen and instructors said Ghirardi books were best. For years, Ghirardi books have been more widely used in schools, for military and naval radio training, and for home study than any others of their type. These two new books—just off press within the past year—bring you the latest methods and data in complete, practical form that makes even the toughest service procedures crystal clear!

Ghirardi's complete training in PROFESSIONAL SERVICE METHODS

**The book that paves your way to
better-paying service jobs!**



NEW!

Radio & TV Receiver Troubleshooting and Repair

By Ghirardi & Johnson
820 pages, 419 illus.
Price separately, \$6.75

Nowhere else will you find modern troubleshooting procedures and service methods explained so clearly and completely!

For beginners, the new Ghirardi Radio & TV Receiver Troubleshooting and Repair book is a complete service training course. For experienced servicemen, it is a splendid way to "brush up" on specific types of work; to develop better techniques; or to find fast answers to service problems.

Troubleshooting & Repair starts with a full analysis of components and their troubles. Next you learn all about modern test methods from quick analyses to "static" tests and "dynamic" signal tracing and signal injection. Special problems in hard-to-fix sets are clearly

explained. Unique step-by-step charts explain servicing procedures almost at a glance.

Alignment procedures for all types of receivers are made easier than you might have thought possible. Every phase of component replacement and repair, testing, tuning problems, speaker troubles, etc. is fully covered. You learn how to analyze TV patterns; how to handle TV fading and propagation troubles; what to do about intermittents—in short, everything the well-equipped modern serviceman needs to know.

Start training NOW for greater service efficiency and profits. Use coupon. Read this big book for 10 days—at our risk. Judge it for yourself before you decide to buy it.

Ghirardi's basic "know-how" of MODERN RADIO-TV CIRCUITS

**Learn modern circuits fully — and watch
service "headaches" disappear!**



NEW!

Radio & TV Receiver Circuitry and Operation

By Ghirardi & Johnson
688 pages, 417 illus.
Price separately, \$6.00

It's lots easier to repair any radio or TV set when you know all about its circuits and their peculiarities! You locate troubles faster. You work more efficiently. Moreover, the basic knowledge in Ghirardi's Radio & TV Receiver Circuitry and Operation is ideal to help fit you for dozens of radio-TV-electronic jobs!

Actually, there are only a few basic circuits—but each of these has many variations. You learn how to recognize each of them instantly; and how to locate troubles in far less time and with less laborious testing.

Here's what it covers: 1—Amplitude Modulation; 2—Frequency Modulation; 3—RF Amplifiers and TRF Receivers; 4—AM Superhets; 5—AM Detectors and AVC Systems; 6—Push-Button Tuning and AFC Systems; 7—A-F Amplifiers; 8—Loudspeakers; 9—Radio Power Supplies; 10—TV Receivers; 11—Phono Pickups and Record Players; 12—Automatic Record Changers; 13—Mechanical Construction of Receivers, etc.

See for yourself how much this book can help you! Use coupon for 10-day examination!

USE COUPON FOR 10-DAY EXAMINATION

Box RN-112, RINEHART BOOKS, Inc., Technical Division,
232 Madison Avenue, New York 16, N. Y.

Send books checked below for 10-day examination. In 10 days, I will either remit the price indicated or return books in good condition:

Radio & TV Receiver Troubleshooting & Repair Price \$6.75

Radio & TV Receiver Circuitry & Operation Price \$6.00

COMBINATION OFFER—both books only \$12. (Regular price \$12.75..... you save 75¢)

Payable at the rate of \$3 after 10 days if you decide to keep books, and \$3 a month until total price of \$12 is paid.

Name.....

Address.....

City, Zone, State.....

Employer.....

OUTSIDE U.S.A.—\$7.25 for TROUBLESHOOTING & REPAIR; \$6.50 for CIRCUITRY & OPERATION; \$13.00 for BOTH BOOKS. Cash only. Money refunded if you return books in 10 days.

MONEY- SAVING OFFER!

Only \$12 for this

2-book service
training set

....4 months to pay

....10-day exami-

nation privilege

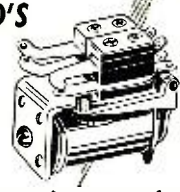
YOU CAN'T LOSE!

Send coupon now!



RELAYS ... WORLD'S LARGEST STOCK!

Your requirements of large or small quantities of relays can be quickly supplied from our huge stock.



Wide variety of types, all made by leading manufacturers. Each relay is brand new, inspected and fully guaranteed by Relay Sales.

- ✓STANDARD TELEPHONE RELAYS
- ✓SHORT TELEPHONE RELAYS
- ✓DUAL TELEPHONE RELAYS
- ✓SLOW ACTING RELAYS
- ✓SEALED RELAYS
- ✓ROTARY RELAYS
- ✓MIDGET RELAYS
- ✓KEYING RELAYS
- ✓DIFFERENTIAL RELAYS
- ✓PLATE CURRENT RELAYS
- ✓ANTENNA SWITCHING RELAYS
- ✓"BK" SERIES
- ✓STEPPERS & RATCHET RELAYS
- ✓LATCHING & INTERLOCKING RELAYS
- ✓MECHANICAL ACTION RELAYS
- ✓VOLTAGE REGULATORS
- ✓OVERLOAD & CIRCUIT BREAKERS
- ✓REVERSE CURRENT RELAYS
- ✓AIRCRAFT CONTACTORS
- ✓MOTOR & CONTROL DEVICES
- ✓TIMERS
- ✓SOLENOIDS
- ✓RELAY ASSEMBLIES



New
RELAY SALES CATALOG NOW READY

WRITE FOR YOUR COPY TODAY



833 W. CHICAGO AVE.
DEPT. 8, CHICAGO, ILL.

4-Problem Preamps
(Continued from page 62)

use, and since there have been no circuits published expressly for this fine unit, Fig. 7 shows the schematic of a preamplifier designed specifically for the *Audak* pickup.

For some time Mr. Charles P. Boegli has been insisting that the most satisfactory preamp circuit is a simple RC equalizing network inserted between two triode stages.* We think, after trying all of them, that Boegli is probably right. Although many other designs give excellent results, the interstage equalizer gives less trouble from hum and noise and is easier to design than any of the others. In the Boegli circuit, separate equalizers are switched in and out of the circuit to give any number of response curves. Boegli uses each equalizer group for both treble and bass equalization. This leads to a lot of parts for four or five switch positions and, it seems to us, a lot of duplication of functions.

In our *Audak* preamp we split up the treble and bass equalization and moved the treble elements to the pickup load. This allows us to use only two equalizer groups for the treble and three for the bass end of the audio spectrum. With this saving in components, however, we still have six response positions to compensate for various recording characteristics. Our equalizers don't come as close to the curves which the record companies are supposed to use as do Mr. Boegli's, but they were adjusted by ear until they gave the most pleasing results on our music system.

The first switch position gives a 250-cycle bass turnover coupled with a sharp treble cut-off for noisy 78 rpm foreign recordings. The second position is still the 250-cps crossover, but with the treble cut-off removed. The third position connects the filter back in the circuit with a 500-cycle bass turnover for standard American recordings and the fourth position again removes the treble filter. Positions five and six retain the 500-cycle point, but introduce a treble de-emphasis for use with LP recordings. Position six differs only in that it provides the droop below 100 cycles which *Columbia* specifies. If a pickup other than the *Audak* is used with this circuit, different values will have to be worked out for the treble equalizers to give the same results.

The preamp does a nice job with all the records we own. It has only one disadvantage that we have noticed: its bass response is too good. We know for a fact that our speaker system will reproduce a 50-cycle note without any difficulty, and we were therefore horrified to discover that the differ-

*Boegli, Charles P.: "An Improved Equalizer-Preamp," *Radio & Television News*, April, 1951.
Boegli, Charles P.: "Phono-Equalizer Chart," *Radio & Television News*, April, 1952.

Sun Radio's Famous TRIODE Amplifier



\$49.50
KIT

NEW LOW PRICE!

Terrific value! Two models engineered by us from a design published by *Consumers' Research, Inc.*, Washington, N. J. (Special Bulletin 31). *Peerless Transformers* exclusively on both models. Brilliant High Fidelity at a low, low price.

- Output transformers especially designed for this amplifier. CR-10 uses a standard quality "husky" transformer, response from 30 to 15,000 cps; CR-10Q uses the famous *Peerless S240Q*, 20-20 line transformer, vacuum impregnated and moisture resistant, response from 20 to 20,000 cps.
- Kits come with punched chassis, finished in bronze hammertone, with control designations silk screened on the front panel; all necessary components; transformers and choke; tubes. Instruction book contains simple step-by-step instructions, schematic and pictorial diagrams.

NEW LOW PRICES

Model CR-10 Kit.....	\$49.50
Model CR-10W wired & tested	\$76.50
Model CR-10Q Kit.....	\$59.50
Model CR-10QW wired, tested	\$86.50

Mail orders promptly filled. Send 25% deposit with your order.

FREE!
JUST OUT



Sun Radio's new 1953 Handbook for Music Lovers. Describes notable advances in Super High Fidelity reproduction for you to enjoy right at home. Write or call for your FREE copy today.



Open daily to 6, Saturday 9-4:30.

once between the standard LP and Columbia LP positions is just barely audible. "Something horrible has happened" we thought. "Somehow the bass response of our amplifier has been cut off below 100 cycles." We soon found out that it wasn't. What happens is that the speaker, *any speaker*, introduces so much distortion at extremely low frequencies that an extension of bass response below 60 cycles is masked by all the gruesome things that are happening in the 60-150 cycle range. Of course if you own a full-sized horn-type system such as those we described in the November, 1951 issue of "Audio Engineering" you will be able to hear the difference. With anything less, 60 cycles seems to be about the lowest practical limit for the bass response.

The mere fact that you can't tell what is below 60 cps doesn't mean that there isn't anything there. We hooked up a tape recorder to our system with both a meter and a "magic eye" volume level indicator. The tuning-eye tube shows up all sorts of weird low frequency pulses in the 5-15 cycle range that the meter ignores altogether. These subsonic pulses aren't enough to drive the 25-watt power amplifier off its linearity curve, but they certainly work mischief with the tape recorder. When using a microphone, the air conditioning system must be turned off. When dubbing from 78 rpm records, we must use a low frequency filter to keep groove irregularities and eccentricity from overdriving the recorder amplifier. Long playing records, due to the slow speed and more regular stamping, seldom give any trouble.

This digression into the problem of useful low frequency response was included because it brings up several important points. Extended low frequency response in an equalizer preamp is always obtained at the expense of over-all gain and in the average system there is no sense in sacrificing gain to extend the response below 60 cycles. If a small amplifier is used, the subsonic stuff that gets through may actually drive the amplifier completely off its normal operating curve. If you have only an eight-watt amplifier, don't insist on a preamplifier which carries its bass equalization down to ten cycles.


Also it would seem that a lot of the trouble that amateurs have in making good tape recordings might be traced to sources of subsonic disturbances. Always use an electron-ray tube as well as a vu meter so that low frequency pulses can be detected.

Now that the lecture is over, we conclude this group of ideas on magnetic pickup preamplifier design. They all work, they all sound good, they all meet a common enough need to be of general interest.

Complications often encountered in highly touted preamps simply do not exist, with the end result that the builder may work with confidence.

-50-

single test — double check



new

Simpson

MODEL 485

synchronized crosshatch pattern generator

You control your own broadcast test pattern for initial installations and linearity adjustment calls with the Simpson Model 485. Newly developed Model 485 provides a synchronized signal, modulated on the carrier frequencies of channels 2 through 6, which can be tuned and sent through the receiver under test — anywhere, at any time! The vertical and horizontal sync pulses provide means by which the pattern is locked in on the TV receiver. Since this is a transmitted TV signal, it is not necessary to check against a broadcast pattern. Linearity is double checked with a single test — no call back to cut service profits.

Dealer's net price, including special output cable for 75 and 300 ohm terminations, only \$147.50. Ask your jobber for full information or write —

SIMPSON ELECTRIC COMPANY

5200 West Kinzie Street, Chicago 44, Illinois
CO 1-1221

BURTON BROWNE ADVERTISING

Another reason why Simpson is world's largest manufacturer of test equipment

MAKE THIS YOUR HOME FOR IMPORTANT ! WORK UNDER IDEAL CONDITIONS !

- TEST & INSPECTION ENGINEERS • FIELD ENGINEERS
- ELECTRONIC ENGINEERS • LAB. TECHNICIANS
- TV RECEIVER DESIGN ENGINEERS

NEEDED TO WORK ON: Radar, G. C. A., Mobile Radio, Auto Radio, Airborne Communication & Navigation Equipment, Television, Antennas, Microwave Equipment, Servo Mechanisms and Guided Missiles.


YOU BENEFIT FROM high wages, a modern, air-conditioned plant, paid vacations and holidays, group insurance and a good chance for advancement.

Housing immediately available in the beautiful suburban and country areas that surround the Bendix Radio plant.

Write, Phone or Wire Mr. E. O. COLE, Dept. O

Bendix Radio

DIVISION OF BENDIX AVIATION CORPORATION
BALTIMORE 4, MARYLAND



THERE'S PROFIT IN HIGH-FIDELITY

More Money

Do you have spare time that you can use to make additional income, perhaps as a way to start a business of your own? Or do you have a radio service shop that can be expanded to handle additional, extra-profit work? Or a radio store where you can find space for fast-moving items that show a higher net?

If so, you should consider getting into the high-fidelity field, and fast, because the time to get started is **RIGHT NOW!** Already, public interest has reached the point where the dollar volume of hi-fi equipment sales exceeds that of conventional AM radio sets. The attendance at the recent audio shows in Philadelphia and New York far exceeded all expectations. The new Society of Music Enthusiasts reports a veritable avalanche of applications for membership who are forming local listening and discussion groups.

How to Find Out

You can see how big and important the hi-fi business has become by looking at the latest copy of **HIGH-FIDELITY Magazine**. You'll be amazed to see what a big publication it is, and it's getting bigger with each succeeding issue!

The fact is that everything connected with hi-fi is expanding at an almost unbelievable rate. Sales of equipment for high-quality reproduction from FM radio, records, and tape are going up and up, and there is no levelling-off point in sight. Yet for all its progress in the last two years, the public is only beginning to discover the possibilities of fine musical entertainment at home. Relatively few people have had an opportunity to hear a hi-fi system.

How can you fit into this new business? Take two or three evenings to study the new issue of **HIGH-FIDELITY Magazine**. Go over it carefully, from cover to cover. Read the *Noted-with-Interest* columns, the *Letters from Readers*, the elaborately illustrated articles on equipment and installations; the news about recorded music, and the *Tested-*

in-the-Home Reports. Check the advertising. Note the companies and products represented.

By the time you have finished, you will know just what angle fits into your particular situation, and what your first move should be. For **HIGH-FIDELITY** covers all the aspects of this field, giving you a complete picture of the business, and the people who spend \$250 to \$5,000 for hi-fi installations, and they keep on spending for further improvements.

From your study of **HIGH-FIDELITY**, you will come to realize that this Magazine can serve you in three essential ways:

Demonstration

First of all, you must be prepared to demonstrate high-fidelity, because people can only appreciate full-range tone by *hearing* it. It can't be described in words. It must be *experienced*. Only then can people realize how much it will contribute to their enjoyment and relaxation, what it will mean to their children, and how it will help to entertain their friends.

What kind of a demonstration setup do you need? You will find all kinds of answers to that question in **HIGH-FIDELITY**, together with information on the choice of equipment for FM, records, and tape. It covers the entire what-why-how of tuners, amplifiers, turntables, tape machines, speakers, and all the associated instruments required in a hi-fi demonstration system. That information you must have as your starting point.

Choice of Music

Records provide the most convenient source of music for demonstrating high-fidelity. But you must choose your records with the greatest care. For example, if a prospect is a lover of Haydn's music, you would play the Haydn Society's HSL 2048, because it not only does justice to the composer but it is a particularly fine example of full-range recording.

Or if he prefers the melody of popular airs, you might choose Columbia's ML 4487, which is an excellent presentation of Morton Gould, or the collection of waltzes on a London LL 570, because they sound spectacular on hi-fi reproduction.

How do you find out about these things? Why, **HIGH-FIDELITY** has a 24-page section devoted to records in each issue, written by reviewers who are top authorities on both music and recording techniques.

System Planning

When you have staged a first-class demonstration, you can expect your prospect to ask: "How can I arrange an installation like that in my living room so it will be as attractive in appearance as it is fine in performance?"

That question might give you trouble. Every home is different, and each person has his own ideas as to what will look most attractive.

But at this point, **HIGH-FIDELITY** performs a third essential service. In each issue there are six to eight pages of detailed photographs which show outstanding examples of hi-fi installations. They range from simple bookshelf arrangements to functional music walls, and on to elaborate cabinet designs.

Among them, any prospect will find a type of installation that can be adapted readily to his particular home, at a price he is willing to pay.

Act Today

If you are interested in extra income or increased profits, look into this hi-fi business without delay. Your first step is to order a subscription to **HIGH-FIDELITY**. This is a large-size magazine, beautifully printed on fine paper, handsomely illustrated, published on the first of every other month. It may prove to be the biggest little investment you have ever made. It may pay back its cost to you many, many times. Use the coupon below.

High-Fidelity

MILTON B. SLEEPER, *Publisher*

"THE MAGAZINE FOR AUDIOPHILES"

Charles Fowler, Editor
HIGH-FIDELITY Magazine
 2011 Publishing House, Great Barrington, Mass.

Please enter my subscription to **HIGH-FIDELITY** for which I enclose:

\$5.00 for 1 year (6 issues) SAVE \$1.00
 \$10.00 for 3 years (18 issues) SAVE \$8.00
 (Single-copy price \$1.00)

Name.....
 Address.....
 Foreign postage: Add \$1.00 per year.

NEW IMPROVED


Versatile TV Picture Generator

COMPLETE TV PICTURE UNIT—RELEASES EXPENSIVE CAMERA CHAIN


Used in TV stations, development laboratories, schools, factories, service organizations and wherever a reliable, easily changed video picture source is required.

- Improved focus, resolution and signal-to-noise ratio
- Resolution greater than 500 lines
- Supplied with standard RMA 3x4" test pattern
- Slide Holder for positive or negative transparencies
- Excellent picture tonal rendition
- Supplies pictures without driving pulses from a sync. generator
- Low and high impedance outputs, black positive or negative polarities

Send for our catalogue of complete line of television color test equipment.



Model 300-C
Supplied with driven sweep monitor



Complete with all tubes, self-contained high and low voltage regulated power supplies, sweep and video circuits, in rack width metal cabinet.

only \$1595
COMPLETE

COLOR TV



THROUGH ADVANCED RESEARCH & DEVELOPMENT

88 MERRICK ROAD, AMITYVILLE, N. Y.

TELEPHONE: AMITYVILLE 4-4446

CUT HOLES 1/2" to 3 1/2" IN RADIO CHASSIS



WITH A GREENLEE RADIO CHASSIS PUNCH

● Save hours of work . . . no reaming or tedious filing. Punch cuts through chassis quickly . . . makes accurate, clean holes for sockets, plugs, and other receptacles. Just turn with an ordinary wrench. There's a GREENLEE Punch in each of these sizes: 1/2"; 3/8"; 3/4"; 7/8"; 1"; 1 1/8"; 1 1/4"; 1 3/8"; 1 1/2"; 1 3/4"; 1 7/8"; 2 1/4". Write for complete facts. Also get information on Knockout Punches and Cutters for conduit and meter holes up to 3 1/2". Greenlee Tool Co. 1891 Columbia Avenue, Rockford, Illinois.



EVERY RADIOMAN

Can Use These

SERVICE HINTS!

Valuable Manual Yours—FREE!

Every page of "How to Simplify Radio Repairs" is packed with on-the-bench, practical ideas. Contains photos, charts, diagrams—no fluff—no vague theory. In plain every-day language it gives you priceless suggestions—new servicing ideas. You'll use and benefit from the experience of experts. Partial list of contents: How to Localize Trouble; How to Service Amplifiers; How to Test for Distortion; How to Test Audio Circuits; How to Test Speakers; How to Find Faults in Oscillators; How to Test Radio Parts—and it's all yours—FREE! No obligation.



SEND COUPON OR GOVERNMENT POSTCARD FOR YOUR FREE COPY TODAY!

FEILER ENGINEERING CO., Dept. 11H-2
8026 N. Monticello Ave., Skokie, Ill.
(Suburb of Chicago)

Please RUSH my FREE copy of "How to Simplify Radio Repairs."

Name

Address

City..... Zone..... State.....

anode is unity and constant despite a possible shift in the high voltage.

The base of the 17KP4 and 20JP4 self-focus "Teletrons" is identical to the standard five-pin duodecal used commonly for magnetically focused picture tubes. Thus, these new tubes are convenient to use in replacement or conversion work.

If sufficient deflection is available for a particular conversion, it is only necessary to remove the focusing unit and install the self-focus tube. The focus coil is removed and replaced with a fixed resistor of the same equivalent resistance (five watt rating). Permanent magnet types are simply removed. The ion trap magnet is set for maximum brightness according to the standard procedure. The point of maximum brightness will coincide with the optimum focus.

-30-

SPOT CHECK FOR STYLI

By J. GORDON HOLT

IT isn't necessary to peer through a microscope to see whether a phonograph stylus tip is in good shape.

A much simpler method is to draw your thumbnail across the stylus tip, allowing the stylus as much pressure as it will be exerting on the record.

Worn or chipped styli will have a definite rough feeling when passing over the nail, and will leave a ragged scratch. A microgroove stylus in an arm exerting over five grams pressure will leave a slight scratch but will have a smooth feeling when making the mark.

The fingernail is soft enough to be incapable of damaging the stylus, regardless of the pressure exerted upon it.

-30-

NEW FOCUS SYSTEM

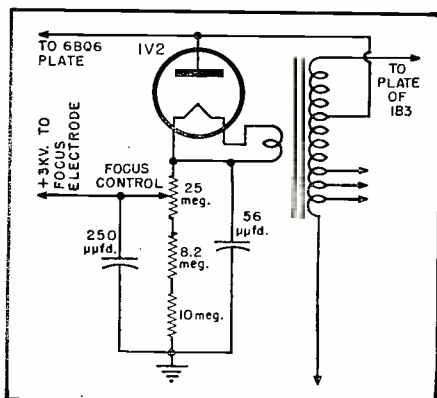
By EDWARD M. NOLL

A DIFFERENT means of obtaining focusing anode voltage is used in the new RCA receivers. The high voltage for the second anode is obtained via the 1B3GT and conventional means while the focusing voltage is obtained via a separate rectifier off the plate connection of the horizontal output transformer. See Fig. 1.

The high voltage pulse at the plate connection is rectified by a 1V2 and focusing voltage is taken off a divider network to ground. A separate winding on the horizontal output transformer supplies filament power.

-30-

Fig. 1.



RADIO & TELEVISION NEWS

WANTED! WANTED!

Needed for Government Defense Projects—all types of military electronic gear with the prefix TS, BC, SCR, APR, APS, etc. Highest prices paid or will exchange for your needs. No offer too small or too large.

WRITE! WIRE! CALL!

TEST EQUIPMENT



TS-34/AP SYNCHROSCOPE AND OSCILLOSCOPE.

Used to test and service airborne and ground radars. Complete in portable carrying case with all probes, cables and accessories. Input 110v 60-2600 cyc.

- TS-3 AP—S-Band Power Frequency Meter
- TS-10/AP—APN-1 Test Set
- TS-12/AP—X-Band V.S.W.R. Test Set
- TS-13/AP—X-Band Signal Generator
- TS-14/AP—S-Band Signal Generator
- TS-15/AP—Flux Meter
- TS-16/AP—APN-1 Test Set
- TS-18/AP—Capacity Divider
- TS-23/AP—SCR-718 Test Set
- TS-33/AP—X-Band Frequency Meter
- TS-35/AP—X-Band Test Set
- TS-36/AP—X-Band Power Meter
- TS-45/APM-3—X-Band Signal Generator
- TS-59/APN—APN-1 Test Set
- TS-61/AP—S-Band Echo Box
- TS-69/AP—300-1000 MC Frequency Meter
- TS-89/AP—Pulse Voltage Divider
- TS-98/AP—Pulse Voltage Divider
- TS-102/AP—Range Calibrator
- TS-111/AP—S-Band Wavemeter
- TS-118/AP—Power Meter
- TS-125/AP—S-Band Power Meter
- TS-155/UP—S-Band Signal Generator
- TS-164/AP—Frequency Meter
- TS-170/ARN-5—L.S. Test Set
- TS-184/AP—Test Set
- TS-226/AP—300-1000 MC Power Meter
- TS-268/UP—Crystal Test Set
- TS-278/AP—APS-13 Test Set
- IE-19—SCR-522 Test Set
- IE-36—SCR-522 Test Set
- BC-221—Frequency Meter
- BC-1277—S-Band Signal Generator
- TBN/3EV—Thermistor Bridge
- CW/60/ABM—S-Band Frequency Meter

FLUXMETER

Portable Gauss Meter with range of 500-4000 Gauss. Used to test Magnatron and other magnets. Probe has a gap of 1/4". Complete. Brand New. \$32.50

RECEIVING TUBES

0A2	\$.09	6AK5	\$.08	6ST7	\$.09	80
0A4G	1.05	6AK6	1.09	6SU7GT	2.75	80
0B2	.52	6AV6	.52	6SV7	.98	80
0Z4	.59	6AQ5	.57	6V6	1.55	80
1A3	.70	6AR5	.85	6V6GT	.65	80
1A7GT	.68	6AR6	1.29	6V6GT	.65	80
1B3/8016	.82	6AT6	.65	6X4	.65	80
1C5GT	.75	6AU5	.59	6XSGT	.65	80
1D8GT	.65	6B4	.59	6V6GT	.65	80
1G6GT	.65	6AV6	.55	6V7G	.75	80
1L4	.65	6B4G	.95	7A6	.75	80
1L4A	.65	6B4G	.95	7A6	.75	80
1L6A	.95	6BR8	.75	7C5	.75	80
1L8A	.65	6B4	.95	7C7	.75	80
1LC5	.75	6BC5	.75	7F7	.75	80
1LC6	.91	6BE6	.65	7N7	.85	80
1LW5	.75	6B6	.72	7Y4	.59	80
1N5GT	.75	6BR6G	1.89	12A6	.90	80
1P5GT	.69	6GH6	.95	12A7	1.19	80
1R4	.65	6B6	.72	12A7GT	1.19	80
1RS	.65	6B06	1.25	12AT6	.55	80
1S4	.69	6C4	.55	12AT7	1.10	80
1S5	.65	6C5	.60	12AU6	.75	80
1T4	.65	6C6	.59	12AU7	.88	80
1U4	.67	6C8G	.85	12BA6	.69	80
1V	.65	6D6	.72	12CB	.69	80
1X2	.96	6D8	.85	12CH	.69	80
2A3	1.10	6E5	.79	12K8	.72	80
2X2	.50	6F7	.85	12SA7GT	.85	80
2X2A	1.55	6F7	.85	12SC7	.85	80
3A4	.65	6H6	.65	12SQ7	.85	80
3A7	1.85	6HG7	.85	12S7GT	.85	80
3B7 1291	.42	6J5	.75	12SK7GT	.80	80
3D6/1299	.63	6J5GT	.55	12SL7GT	.75	80
3Q4	.63	6K7	.65	12SN7GT	.85	80
3Q5GT	.79	6J7	.95	12SQ7GT	.72	80
3S4	.65	6K7	.60	12SR7	.72	80
3V4	.74	6K6GT	.65	14BB	.75	80
5R4GY	1.65	6K7	.79	14H7	.85	80
5T4	1.32	6K8GT	1.15	25L6GT	.65	80
5U4G	.69	6L6	2.25	25Z6GT	.68	80
5V4G	.98	6L6G	1.50	25Z6GT	.68	80
5W4	.65	6GA	1.50	6X4	.65	80
5Y3GT	.45	6L7	.85	43	.65	80
5Y4G	.67	6N7GT	.85	45	.65	80
5Z4	.95	6R7	.85	50A5	.65	80
6A3	.95	6SA7GT	.65	50B5	.75	80
6A6	.65	6SC7	.95	50C5	.65	80
6A7	.89	6S7	.75	50L6GT	.65	80
6A8GT	.95	6S7	.75	50Y6	.72	80
6A8T	.95	6SH7	.65	53	.68	80
6AC5GT	1.05	6SK7GT	.72	75	.82	80
6AC7	.75	6SL7GT	.75	80	.65	80
6AG5	.75	6SN7GT	.75	83	.92	80
6AG7	1.45	6SQ7	.65	83V	.92	80
6AH6	.95	6SR7GT	.65	83V	.92	80
6AJ5	1.95	6S7	.80	84/6Z4	.75	80

PHONE: DIGBY 9-0347


WRITE FOR QUANTITY PRICES

Prices subject to change without notice. F.O.B., NYC minimum order \$10.00. 20% deposit required. All merchandise guaranteed.



**RELIABILITY! HONESTY! SERVICE!
RADAR**

- APA-10—Panoramic Adaptor
- APA-17—Automatic Direction Finder 250-1000 MC
- APQ-5—Low Altitude Tracking & Bombing Equip.
- APR-1—Radar Search Receiver 40-3400 MC
- APR-2—Radar Search Receiver 85-1000 MC
- APR-4—Radar Search Receiver 38-4000 MC
- APR-5—Radar Search Receiver 1000-3100 MC
- APR-6—Radar Search Receiver 3000-6000 MC
- APS-2—S-Band Search Radar
- APS-3—X-Band Search Radar
- APS-4—X-Band Search & Homing Radar
- APS-5—X-Band Search & Gun Laying Radar
- APS-15A—X-Band Blind Bombing Radar
- APT-4—Radar Jamming Xmitter 165-780 MC
- APT-5—Radar Jamming Xmitter 350-1400 MC
- SO-13—S-Band Marine Radar, Lightweight
- SO-10 CM Portable Radar
- SPS-1—Portable Search Radar
- TPS-3—L-Band Search Radar
- UPN-1 & 2—S-Band Portable Beacon Battery or 110V AC



SQ 10 CM PORTABLE RADAR

This set is a very compact search radar. Complete installation available. New in carrying cases. Tech. data as follows:
power input: 90-130v cyc. cyc.; pulse rate: 800 cyc. range: 3, 15, 45 miles; pulse width: 1 microsec.; 300 yds. min. range, all ranges; I.F.F. synchron. output available; accuracy ± 5%; power output 1 KW;

beam width: 8° horiz. 15° vert.; presentation: A, B, P, P.1.

MOBILE POWER PLANT (GAS DRIVEN)

Output: 220v—3KW—60 cyc. One phase. Excellent condition, checked out.

- RA-34—Power Supply for BC-375E
- RA-62—Power Supply for SCR-522
- BC-196—Ink Tape Recorder
- PE-103—Dynamotor Power Supply
- PE-104—Vibrator Power Supply
- GN-58—Hand Cranked Generator W/Legs & Seat
- SCR-578—Gibson Girl (Emergency Xmitter)
- CRT-3—Victory Girl Dual Freq. Emergency Xmitter; Sound Powered Chest & Headsets MI-2454-B; Type O, Mfg. RCA.
- AS-32/APL—Antenna
- AN/CRC-7—V.H.F. Handi-Talkies 112MC Xtal Controlled
- MN/26-Y—Compass Receiver
- BC-733D—Receiver with Tubes
- C-3—Navy Snooperscope in Carrying Case
- BC-1284—Lighthouse Tube Preamplifier
- BC-996—Interphone Amplifier
- RL-42—Motor Antenna Reel
- 30 MC—I.F. Strips Using 6AK5
- RD-7/APA-23—Recorder for APR
- AS-27/ARN-5—Antenna
- ARA—Receiver—500-1500 KC
- ID/807AP-17—Indicator
- R-28/ARC-5—Receiver—100-156 MC
- RM-29—Remote Control
- BC-455—Receiver—6-9 MC
- BC-454—Receiver—3-6 MC
- BC-800—Transmitter/Receiver
- BC-950—Transmitter—100-156 MC
- RA-300—FM Exciter (Mfg. Tempeco)
- FL-8—Filter, Less Cables
- FL-5—Filter, Less Cables
- 3C-16-D GSAP—Gun Camera Computers with All Accessories in Carrying Case
- AT-2A/APN-2—Antenna

SPARE PARTS AND COMPONENTS AVAILABLE FOR MANY EQUIPMENTS

ALL EQUIPMENT SOLD IS CAREFULLY RECONDITIONED AND CHECKED OUT TO ORIGINAL SPECIFICATIONS IN OUR OWN SHOPS USING FINEST LAB TYPE TEST EQUIPMENT.

THESE COMPLETELY EQUIPPED SHOPS AND OUR EXPERIENCED TECHNICAL STAFF ARE AVAILABLE FOR GOVERNMENT PRIME OR SUB-CONTRACT WORK OR PRIVATE COMMERCIAL ORDERS ON ANY TYPE OF COMMUNICATIONS OR RADAR APPARATUS.

PANEL METERS


2" SQUARE WESTON—SANGAMO

- 0-20 Volts D.C. \$2.95
- 0-40 Volts D.C. 2.95
- 0-5 Amp. R.F. 2.95
- 0-5 Ma. 0-500 Microamp. \$2.95
- 0-100 Ma (0-300 scale) 2.95

COMMUNICATIONS

AN/ARC-1 TRANS/REC.

Provides Radio-Telephone Communication between Aircraft or Aircraft and Ground. Complete with Shock Mount and Control Box. Input: 28V DC. Excellent condition. Available in either 10 or 20 Crystal Controlled Channels 100-156 MCS.




- APA-11—Pulse Analyzer
- APN-1—Airborne Radio Altimeter
- ARC-4—VHF Transceiver 140-150 MC
- ARN-5—Glide Path Receiver
- ARN-7—Airborne Direction Finder
- ARR-2—Homing & Receiving Equipment
- ART-13—Collins Autotone Transmitter
- BC-223—30-Watt Transmitter 2-5.2 MC
- BC-342—Receiver—1.5 to 18 MC 110v AC
- BC-348—Receiver—1.5 to 18 MC 28v DC
- BC-375E—Radio Transmitter
- BC-639—VHF Receiver 100-156 MC
- BC-640—VHF Transmitter 100-156 MC
- BC-1206—Beacon Receiver 200-100 KC
- RC-103—Airborne Localizer Receiver
- SCR-269—Radio Compass
- SCR-274N—Command Equipment
- SCR-284—Field Radio Station
- SCR-291—Semi-Portable Direction Finder
- SCR-300—Field Transmitter and Receiver
- SCR-522—VHF Transmitter and Receiver
- SCR-536—Handi-Talkie
- SCR-555—Semi-Portable Direction Finder
- SCR-694—Portable Field Transceiver
- SCR-625—Mine Detector
- SCR-718A-AM-C—High Altitude Altimeter
- T-50—Radio Telegraph Transmitter
- TCS—Marine Telephone Transceiver

XMITTING TUBES

0A3/VR75	\$1.04	15R	\$.69	866A	\$.15	35
0B2/VR90	1.19	28Z7	1.95	866R	1.29	80
0C3/VR105	1.19	30 Spec.	.45	869B	65.00	80
0D3/VR150	.95	35	3.25	872A	2.95	80
1B24	2.45	250TH	.32	874	1.19	80
1B24	.975	100TH	.75	878	1.59	80
1B27	14.95	211	19.65	885	1.39	80
1B29	2.45	250TH	.32	885A	5.95	80
1N21B	3.25	250TL	17.95	918	1.10	80
1N23	1.25	262B	3.95	922	1.25	80
1N24	2.45	274B	3.95	923	.95	80
1N23B	3.69	304TH	8.95	927	1.05	80
1N34	.76	307A	3.95	931A	4.45	80
1N37A	.97	307A RK75	3.95	954	.25	80
2AP1	10.95	316A	.65	954	.25	80
2C49	1.19	350A	6.45	956	.35	80
2C49	14.95	350A	6.45	956	.35	80
2C44	1.19	350B	3.95	957	.39	80
2C56	6.25	367A	.95	959	3.95	80
2C57	6.25	371A	.69	991 NE16	.35	80
2D21	1.35	371B	.69	991	.75	80
2E22	1.95	371C	.69	1613	.75	80
2E24	4.65	394A	3.95	1616	.69	80
2E26	3.15	417A	8.75	1619	.24	80
2K25/723AR	11.00	434A	2.75	1622	2.45	80
2K25	28.75	446A	1.15	1624	1.45	80
2K28A	32.50	446B	3.75	1624	1.45	80
2K33A	310.00	575A	15.75	1625	.35	80
3AP1	9.95	701A	5.75	1626	.25	80
3B24	5.25	703A	5.25	1629	.25	80
3B24W	5.25	703A	5.25	1630	3.75	80
3B26	3.59	707B	13.95	1632	.72	80
3BP1	5.95	714A	7.95	1638	.45	80
3C22	11.00	715A	6.39	1659	1.50	80
3C24/24G	1.75	715B	8.75	2051	1.18	80
3C45	15.95	715C	19.95	8008	5.95	80
3CP1	1.95	717A	2.45	8011	.90	80
3CP1	1.95	717A	2.45	8011	.90	80
3CP1A	6.95	723A/B	19.95	8013	2.59	80
3DP1-52A	8.95	724A	3.25	8020	.98	80
3Q21A	2.75	725A	6.75	8030	2.65	80
3E29	13.95	726A	18.95	9002	.98	80
3FP7	1.65	730A	29.50	9003	1.65	80
4-125A	27.50	802	3.95	9005	1.45	80
4-250A	37.50	803	3.25	9006	.27	80
4AP10	4.45	804R5	11.75	C1JA	9.95	80
4C35	27.50	805	3.75	C6A	7.95	80
4E27	14.95	806	24.95	C6J	6.39	80
5AP1	3.45	807	1.59	OK1005	.48	80
5AP4	3.45	808	2.69	F123A	7.75	80
5BP1	4.45	810	9.50	F127A	27.50	80
5BP4	4.45	811	2.85	F128A	89.50	80
5CP1	4.59	812	2.75	FG17	4.89	80
5CP7	11.75	813	11.75	FG22A	4.95	80
5D21	19.95	814	2.69	FG27	8.95	80
5FP7	1.85	815	2.35	FG57	14.95	80
5GP1	2.85	816	1.05	FG72	14.95	80
5JP1	4.85	826	9.95	FG105	17.95	80
5J2	22.50	828	9.95	FG172	33.50	80
5LP1	22.50	829	9.95	FG181	33.50	80
5NP1	5.05	829B	12.95	GL502A	1.79	80
6AN5	3.30	830B	2.75	HF100	8.95	80
6AS5	4.55	832	27.50	RK65	22.50	80
6AS7	4.45	832A	8.50	HY114B	.69	80
6C21	21.00	836A	3.49	HY115	.69	80
6E27	6.75	837	8.75	WL101	47.50	80
6P7	6.55	838	2.25	REL21	1.95	80
7DP4	14.50	845W	4.25	RK60/1641	2.25	80
9E27	4.95					

NOW YOU'LL Really Know How to Use 'Scopes!



Don't let the oscilloscope "stump" you! Learn to use it fully on all sorts of jobs—and watch your efficiency soar!

MODERN OSCILLOSCOPES AND THEIR USES

BY JACOB H. RUITER, JR.

of Allen B. DuMont Laboratories, Inc.

326 pages, 370 illustrations, \$6.00

Here at last is a book that makes it easy for you to become expert in the many uses of the greatest, most versatile service instrument of all—the oscilloscope! It contains no involved mathematics. First, the author explains oscilloscopes fully—then gets right down to earth in telling exactly how to use them on AM, FM and TV service work . . . from locating receiver troubles to aligning and adjusting the most complicated circuits.

HOW THEY WORK

Expert knowledge of oscilloscopes helps you work faster, far more accurately and more profitably on all sorts of service and laboratory jobs. Basic subjects covered include: 1—Introduction to Oscilloscopes; 2—History of the Oscillograph; 3—Development of the Cathode Ray Tube; 4—Principles of Cathode Ray Tube Operation; 5—Details of the Modern Cathode Ray Tube; 6—The General-Purpose Oscilloscope; 7—Power-Supply Circuits; 8—Amplifiers, Attenuators and Positioning Circuits; 9—Time-Base Circuits.

HOW TO USE THEM ON THE JOB

Each operation is carefully explained including the making of connections, adjustment of circuit components, setting the oscilloscope controls and analyzing patterns. About 400 illustrations including dozens of pattern photos make things doubly clear. Here are the specific how-to-do-it subjects covered: 10—Operation; 11—Interpretation of Basic Patterns; 12—Auxiliary Equipment; 13—Typical Applications in Electronics; 14—Servicing A-M Receivers; 15—Servicing F-M Receivers; 16—Television Receiver Servicing; 17—Use of the Radio Transmitter; 18—Using the Oscilloscope in Teaching; 19—Additional Industrial Uses; 20—Photographing Cathode Ray Tube Patterns; (a) Glossary.

Send coupon today!

READ IT 10 DAYS . . . at our risk!

Dept. RN-112S, RINEHART BOOKS, Inc.,
Technical Division,
232 Madison Ave., New York 16, N. Y.

Send MODERN OSCILLOSCOPES AND THEIR USES for 10-DAY FREE EXAMINATION. If book is satisfactory, I will then send you \$6.00 promptly in full payment. If not, I will return book postpaid in good condition and owe you nothing.

Name

Address

City, Zone, State

Employers' Name and Address

Price outside U. S. A. \$6.50, cash only.
Money back if you return book within 10 days.

126

WHAT'S


New in Radio

For additional information on any of the items described herein, readers are asked to write direct to the manufacturer. By mentioning RADIO & TELEVISION NEWS, the page and the issue number, delay will be avoided.

AUTOMATIC BOOSTER

The Alliance Manufacturing Company, Lake Park Boulevard, Alliance, Ohio, has added an automatic television booster to its line of television accessories.

The new "Cascamatic" can be mounted on the back of the television



receiver and is thus hidden from view. Its main feature is the fact that it operates automatically, turning on and off with the set. The booster contains three tubes and is pre-tuned to all channels.

TUNER AND CONVERTER

Manufactured by General Instrument Corporation, 829 Newark Ave., Elizabeth 3, New Jersey, the u.h.f. tuner Model 60 features low noise factor, no sliding contacts, straight-line-frequency dial calibration, full u.h.f. channel coverage, and is capable of being fitted and mounted in any position around a v.h.f. tuner.

The u.h.f. Model 61 converter, containing a Model 60 tuner, is designed to operate with any television set. It incorporates its own power supply and built-in antenna. For installation, the converter is plugged into the wall, and the TV set plugged into the converter.

MIDGET WRENCHES

The Plomb Tool Company, Los Angeles, California, has announced the addition of three midget open-end wrench sets to its "Proto" line.

Used for delicate adjustments on television sets, each is equipped with a vinyl plastic kit to separate the wrenches from larger tools.

Set No. 3200B includes a 4½" midget plier, and four obstruction-type wrenches with eight different opening sizes ranging from 1¼" to ¾".

Set No. 3200D is an expanded master set that contains all of the above tools plus four additional wrenches, providing eight opening sizes in both 15° and 60° head angles.

Set No. 3300A is a professional set of nine electrical-type wrenches with opening sizes from 1/32" to 1/2". Each wrench has the same opening on both ends, but at different head angles of 15° and 80°.

All of the midget open-end wrenches have narrow shanks, compact heads, and small fillet radii to increase their usefulness where maximum clearance is required.

HELIPOT "DUODIAL"

The Helipot Corporation, South Pasadena 29, California has developed a completely new dial for use with multi-turn instruments.

Known as the Model RA "Duodial," the new unit features a glare-free satin-chrome finish, jump gearing of the secondary dial, a large black nylon knob that eliminates hand capacitance, a vibration-proof lock, and space-saving proportions.


Numerals are of optimum size, recessed, black on satin-chrome dial surfaces. To simplify readings, only three numbers of the secondary dial are visible at one time. They remain stationary until the primary dial, which is coupled directly to the potentiometer shaft, is about to complete a single revolution. At this point the jump gear automatically engages to turn the secondary dial to the next digit.

The new unit comes complete with all of the necessary installation hardware and tools. Complete details on the RA series are included in Bulletin 111 which is available without charge on request.

"QUIK-SHOT"

The Kemode Manufacturing Co., Inc., 161 West 18th Street, New York 11, New York has announced production of a non-electrical soldering iron which utilizes a chemical cartridge to heat the instrument to working temperature in 10 seconds, maintaining an average soldering temperature of 800° F for seven minutes.

The cartridge is ignited by the impact of a spring rod that is pulled out and released at the back of the handle.



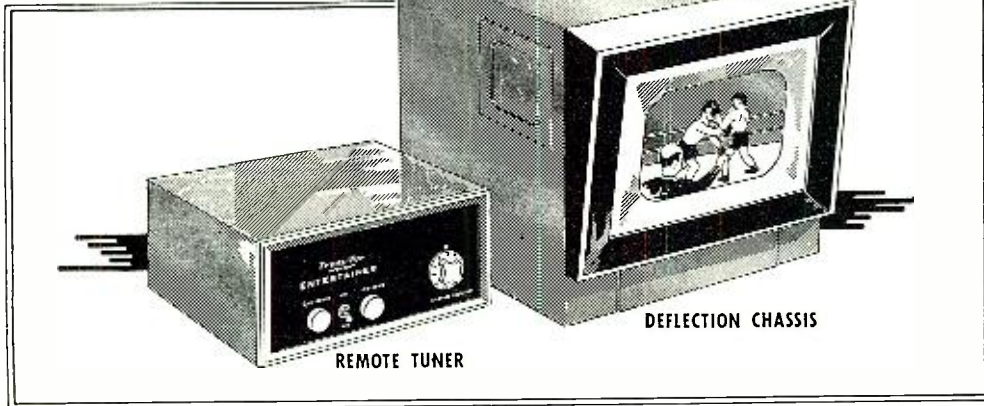
"Quik-Shot" is adapted to all kinds of soldering work where line power is neither available nor convenient, and is particularly useful for outdoor portions of television installation jobs.

RADIO & TELEVISION NEWS



Sensational new TV set for remote operation!

Trans-Vue "ENTERTAINER" MODEL No. 160-L



1 REMOTE TUNER SERVICES UP TO 4 DEFLEC- TION CHASSIS!

- 22 Tubes in Chassis
- 12 Tubes in Remote Tuner
- 16AP4 CR Tube
- 8 In. P.M. Speaker
- Cabinets of Highly Polished Mahogany!
- Can Be Easily Converted to 20"

The TRANS-VUE Model 160-L consists of two units—the Remote Tuner and the Deflection Chassis. The antenna installation should be made under the supervision of a qualified serviceman. Use an antenna with a balanced 300 ohm impedance. All controls on the Deflection Chassis have been pre-set at the factory. Both Chassis and Tuner are ready for immediate installation and operation.

The set should be operated from a 105-125 V. source, AC, 50-60 cycles. Deflection chassis gets its AC supply through long cord connecting it to Remote Tuner which has 4 AC outlets. One tuner services up to 4 chassis all of which are regulated simultaneously with on-off switch on remote tuner. DIMENSIONS: Deflection Chassis: height, 23 1/4"; width, 23 1/2"; depth, 26 1/2" (top), 23 1/4" (bottom). Remote Tuner: height, 9"; width, 16 1/4"; depth, 15 1/2".

SET OF REMOTE TUNER AND DEFLECTION CHASSIS **\$139.50** for Both

Complete with all cables, wire, connectors and full schematic covering installation, operation and maintenance.

EXTRA CHASSIS **\$79.50 Each**

EXTRA CHASSIS less CR tube for conversion **\$59.95**



JACKSON HI-FIDELITY FM-AM CHASSIS


- Custom Engineered for High Quality at Low Cost
- Ideal for Modernization or New Cabinet Installation
- Advanced Design—Superior Components—Unexcelled Performance—Chrome plated chassis

The extra-sensitive superhet circuit, with separate RF amplifier, covers the FM band from 87.5 to 108.5 Mc, and the AM band from 540 to 1620 Kc. Tube complement, 1-12AT7, 1-6BE6, 2-6BA6, 1-6AL5, 1-GAT6, 1-6AQ5, plus a 6X4 rectifier. Phone input with front panel control. An extra heavy duty transformer type power supply is used. The music lover will appreciate its colorful tone on FM, AM and phono, plus the convenience of varied tone control on all. The 3.2 ohm output transformer may be used with any good speaker.

A lens is furnished to facilitate cutting dial opening and control shaft holes. Chassis comes complete with all tubes, large 8 1/2" slide rule dial with soft-rite rear illumination, excitation, knobs, mounting parts and complete instructions. For 105-125 volts 60 cycles AC. Dimensions: 7" high, 12" wide, 6 1/2" deep. Shpg. wgt. 11 lbs. **\$54.95**

MODEL FARA SPECIAL.....

10 WATT HI-FI PUSH-PULL AMPLIFIER



\$32.95 with tubes

A full 10 watt Hi-Fi Amplifier, completely assembled and ready to play. Has built-in PRE-AMP for G.E. and similar types of magnetic pickups. 4 Inputs: 1 crystal phono, 1 magnetic pickups, 1 radio, 1 mike. 4 Controls: 1 Bass, 1 Treble, 1 Volume, 1 Phono-radio Switch. Output Impedances: 4, 8, 16 ohms. Peak power output 17 watts. Every one in factory sealed carton. Remember this is a full size amplifier, transformer operated, not an AC-DC job. Frequency response 20 to 20,000 cps at less than 1/2 of 1% distortion. Size 12"x6 1/2"x3 1/2".

SANGAMO MOLDED BY-PASS CONDENSERS

.01-600V	\$0.12	.001-600V	\$0.10
.02-600V12	.002-600V10
.05-600V16	.005-600V10
.1-600V19	.006-600V10

VIDEO BEAM INDOOR ANTENNA: 3-section. New low price. Ea. \$1.49

3-WAY PHONO PICK-UP L-29 ASTATIC #507 \$3.45

C.R. TUBES—Your Choice—1 yr. guar.

12LP4	\$16.95	16AP4	\$19.95
14BP4	17.50	16RP4	18.75



SENSATIONAL SPEAKER VALUES

Most popular types for replacement and new construction!

4-inch PM.....	\$1.39	10-inch PM.....	\$3.25
5- " PM.....	1.49	12- " PM.....	3.95
6- " PM.....	1.69	8- " Electro-dynamic	1.49
4x6- " PM.....	1.49	10- " 500 ohm.	1.89
6x8- " PM.....	2.99	12- " 1,000 ohm	2.29
8- " PM.....	2.95		

UTAH 15" PM GO-AXIAL SPEAKER



With 5" Tweeter. 21.5 oz. Alnico V Magnet. Will respond up to 17,500 cps. and down to 20 cps.

A HOT SPECIAL. This month only **\$21.95**

UTAH 15" PM SPEAKER.....\$14.95

IRISH PLASTIC RECORDING TAPE



BRAND NEW! NOT SURPLUS. This First Grade recording tape is 3/4 in. wide. Frequency response: 50 to 8,000 cy. Plastic reel included with each

600 FT. \$1.35 1,200 FT. \$2.25

ASTATIC CRYSTAL MIKE



Super-smooth response from 30-10,000 cps. Output level about -52 db. Use as hand or desk mike. Stand and mike are one piece, equipped with 7' shielded cable.

WITH ON-OFF SWITCH **\$6.95**

PHONO PRE-AMPLIFIER



\$8.95

For use with G.E. and other low level magnetic pickups. Can be attached to any radio or amplifier. Built on aluminum chassis. finest workmanship throughout. Amplic bass boost provided. Operates on 115 volt AC. Sizes 4 1/4"x2 1/4"x3 1/2". Complete with 12AX7 tube. Shpg. wt. 2 lbs.



EICO 5" SCOPE TOP QUALITY KIT!

All kits and wired instruments in stock.



Write for complete EICO Catalogue.

425K .. \$4720
425 Wired \$8325



LAMP CORD #18 ZIPS APART 2-CONDUCTOR 250 Ft. Spool

\$4.95

SUPERSONIC TV BOOSTER

2 STAGE SPECIAL **\$8.95**

All orders F.O.B. Los Angeles. All goods subject to prior sale. 25% deposit required with order.

OLYMPIC ELECTRONICS SUPPLY

DISTRIBUTORS
1440 W. OLYMPIC BLVD.
LOS ANGELES 15, CALIF.

Money Makers

For 2-Way Radio Service Engineers


Make sure yours is a money-making business! Don't be stymied with "limited-range" frequency and modulation-measuring equipment. Lampkin instruments allow you to pick up extra accounts at additional frequencies, with no further investment!

The Type 205 FM Modulation Meter For Multiple Mobile Frequencies.



The Type 205 FM Modulation Meter measures peak frequency swing due to voice modulation of FM transmitters, as required by the FCC. Indicates 0-25 KC. deviation. Instantly tunable to any frequency from 25 MC. to 200 MC. Simple to use. Direct reading. No charts. No tables. \$240.00.

For Any Number of Frequencies, AM or FM. The Type 105-B Micrometer Frequency Meter



The Type 105-B Micrometer Frequency Meter measures center frequency deviation on any number of transmitters, AM or FM, from 0.1 MC. to 175 MC. The accuracy, determined by over 500 field tests, is conservatively guaranteed better than 0.0025%, surpassing FCC requirements. Readily checked against WWV. \$220.00. Return coupon TODAY for complete literature.

LAMPKIN LABORATORIES, INC.
MFM DIVISION
Bradenton, Florida

LAMPKIN LABORATORIES, INC.
MFM DIVISION
Bradenton, Florida

Please send me complete technical literature and delivery information on the following Lampkin-designed instruments:

- () Type 205 FM Modulation Meter
() Type 105-B Micrometer Frequency Meter

Name.....

Address.....

City.....Zone.....State.....

"Quik-Shot" is made with five interchangeable tip sizes from 3/8 to 1 inch.

RCA CONVERSION KIT

A special "Converkit" which houses a horizontal-deflection-output and high-voltage transformer and ferrite-core deflecting yoke for use in converting small-screen TV receivers to use picture tubes up to 21 inches, has been announced by the Tube Department of the *Radio Corporation of America*, Harrison, New Jersey.

The heart of the "Converkit" is a "universal" horizontal-deflection-output and high-voltage transformer,



which is designed for replacement use in TV receivers utilizing transformers which have isolated secondary windings, or for general conversion service. This transformer covers a high-voltage range of 10 to 15 kv.

The transformer's universal-type bracket permits mounting the unit on the chassis of all types and makes of television receivers. It incorporates numerous combinations of precisely engineered mounting slots and holes which permit either vertical or horizontal mounting.

Equipped with a multi-tap arrangement, the transformer can be used with a wide range of kinescopes having horizontal-deflection angles from 50° to 66°.

PLASTIC PLIERS

Insulated long-nose plastic pliers for television service technicians working near high voltages have just been introduced by *General Cement Manufacturing Company*, Rockford, Illinois.

The new G-C tool, measuring 6 1/2" in length, is claimed to be shock-proof and useful for picking up nuts and bolts when a television set is "hot."

The pliers are made of high-impact bakelite material and are sturdily constructed.

HIGH-VOLTAGE CERAMICS

Sprague Electric Company, 237 Marshall Street, North Adams, Massachusetts, has recently developed a high-voltage ceramic condenser which is molded in moisture-resistant, non-flammable thermosetting plastic, and designed for 85°C operation.



ARB RADIO COMPASS RECEIVER: 180-9005 Kc. Complete with all tubes, remote control box, tuning head, flex cable, plugs. Checked out operating. **\$99.50**
VHF ARC-5 TRANSMITTER: T-28 and VHF ARC-5 Receiver R-28. Freq.: 100-156 MC. With all tubes. Excel. cond. BOTH FOR **\$69.95**

TIE-IN DEAL! SAVE \$ \$ \$ \$!
WITH ANY PURCHASE OF \$5.00 OR MORE YOU CAN GET:

10 Bathtub Condensers for \$1.00
Our Famous 15 lb. SURPRISE PACKAGE. 1.50
100 Postage Stamp Condensers 3.25
25 Octal Tube Sockets. New 1.00

BC-659 10-METER FM MOBILE TRANSCIEVER: For 6, 12, or 24 W. operation. Complete with tubes, power supply, handset and antenna. The best buy in the book! ONLY \$59.00
BC-375 TUNING UNITS: Don't specify frequencies. Used, good cond. A Best Buy! ONLY \$1.95
EE-8 FIELD PHONE: Checked out excel. cond. . . \$2.50
PER PAIR Special Low Price 39.95

BC-625 TRANSMITTER: Part of SCR-322. Freq. range: 100-156 MC. Less tubes. A **\$13.95**
HOT BUY!
BC-624 RECEIVER: Part of SCR-522. Freq. range 100-156 MC. Less tubes. **\$19.75**
TERRIFIC **\$29.95**
ONLY 4 IR

ARC-4 VHF TRANSCIEVER: For novice, 2-meter, CD or CAP. All tubes. Excellent cond. SPECIAL . . \$32.50
25 W. 4-Channel, crystal or M. O. control. Terrific for Marine, or 80, 75, and 40 meter ham band. With 3 plug-in tuning units. New **\$39.95**

THUMBNAILED INFO ON NEW REDUCTIONS!

TRANSMITTER: BC-375, 100 W. Phone or CW. Complete with 24 V. dynamotor, tuning unit, all tubes & plugs. Excel. cond. . . \$47.50
DYNAMOTOR: PE-103. 6 or 12 V. input. 500 V., 150 ma. With filter base and cords. New 34.95
RADIO RANGE RECEIVER: BC-1206-CM New 9.95

EXIDE 24 V. AIRCRAFT BATTERY: New, orig. box. \$15.95

BEAT COMMAND EQUIPMENT: Sold as is.

MD-7 PLATE MODULATOR 8.50
T-3-7 MC. \$2.95
7-9.1 MC. 4.95

MIKES: T-24, New 4.95
T-17: Used, Guar. Cond 4.95
T-17-D: New, Not surplus 9.95

ARC-5 OR 274-N TRANSMITTERS

2-1-3 mcs. \$19.95
4-4-3 mcs. Used, good cond. 6.95
5-3-7 mcs. 12.50

ARC-5 OR 274-N RECEIVERS

19-.55 kc. Excel. cond. \$14.95
3-3 mcs. Brand new 24.50
3-3 mcs. Less tubes 6.95

4-4 mcs. With tubes 9.95
4-4 mcs. Brand new 1.95
4-5-1 mcs. Used 8.95

MD-7 ARC-5 PLATE MODULATOR. Excel. cond. 14.95

RACK FOR DUAL TRANSMITTER (274-N) 2.95

RACK FOR DUAL TRANSMITTER ARC-5 2.95

TRIPLE RECEIVER RACK 5.95

DUAL RECEIVER CONTROL BOX. BC-496, New 2.95

BC-442-A ANTENNA RELAY with 50 turn condenser, Excel. cond. 3.95

COMMAND RECEIVER FLEX CABLE. 2.95

12 COMMAND RECEIVER DYNAMOTOR. New 12.95

PE-101 DYNAMOTOR: 12 or 24 V. input: 400 V. @ 130 ma. output. See Aug./52 CQ. for conversion to 6 VOLTS. Brand New, Boxed 4.95

WANTED! Every bit of your new and used radio gear. We'll swap for it or buy it at top prices! Write today for clean, quick deal!

All orders F.O.B. Los Angeles. 25% deposit required. All items subject to prior sale.

COLUMBIA ELECTRONIC SALES

522 South San Pedro St. Los Angeles 13, Calif.

SHOCKED?

by a "hot" ac-dc chassis? Not if you use our #55 Isolation Xformer! Prim 117v sec 117v or 135v & 6.3 tap. 2 1/4 x 2 1/4 x 3. 35 watts. Wt. 2 lbs. Shielded. New. \$2.45
Taken fm eqpt, good condition. \$2.15

POWER TRANSFORMER 170 mls.
Prim 117v sec 720v ct @ 170ma., 6.3v @ 4.5 A. 5v @ 3 A. Shielded 3 1/4 x 3 1/4 x 4 1/2 with leads. Weight 7 lbs. Brand new. \$3.95
Please include postage. Write for catalogue.

EMPIRE ELECTRONICS CO.

409 Ave. L, Brooklyn 30, N. Y. Cloverdale 2-2411

Another Outstanding Jabber

ALL-STATE DISTRIBUTING COMPANY
2407 Ross Avenue, Dallas 1, Texas

has all 24 KITS & INSTRUMENTS in stock!

EICO

221E VPM KIT \$25.95 See EICO ad on Page 34

The Type 700C is useful as a high-voltage supply filter in television receivers and cathode-ray instruments, is rated at 20,000 volts d.c., has a minimum insulation resistance of 10,000 megohms under standard test procedures at 25°C, and can withstand a dielectric test potential of 30,000 volts.

Bulletin No. 606, giving complete details on the Type 700C units is available on letterhead request to the company.

VOLTAGE REGULATOR

Marine View Electronics, 744 East 138th Street, New York 54, New York, has recently developed an automatic line voltage regulator, designed for use in conjunction with television receivers in low or varying voltage areas.

The "Auto-Volt" makes possible proper voltage supply to the television receiver and is available in four models: 150 to 200 watts, 200 to 250 watts, 250 to 300 watts, and 300 to 350 watts. Each model is equipped with a switching arrangement for initial selection of proper current consumption.

LEADLINE PROTECTION

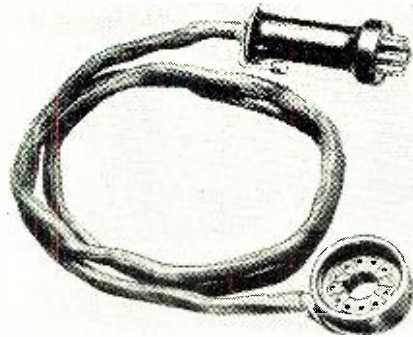
Don Good, Inc., 1014 Fair Oaks Avenue, South Pasadena, California, has announced four new leadline protective products in two groups: "Leed-Sheath" and "Sheath-Lead," developed to insure good television reception from antenna-to-set.

"Leed-Sheath" is a protective tubing of polyethelene designed to meet all weather and climate conditions and is particularly adaptable for use against corrosion, heat, snow, and icy conditions. Made with a 7-strand inner wire in the tubing, it provides easy installation of a twin-lead line in the protective casing.

"Sheath-Lead" is lead-in line factory-installed in the "Leed-Sheath" to save work for the dealer or television service technician. Both numbers of the "Sheath-Lead" are adaptable for 300-ohm use.

ADAPTER UNIT

To increase the range and usefulness of its tube testers for television work, the *Electronic Instrument Co., Inc.*,



84 Withers Street, Brooklyn 11, New York, has just released the Model CRA, television picture tube test adapter.


The Model CRA, designed for accuracy and safety, gives a quantitative measurement of cathode emis-

PHOTOFACT USERS TELL THE EXPERT WAY TO TACKLE ANY TV-RADIO SERVICE JOB

here's what you do:


1

Determine the make and model number of the set on your bench. Use your PF INDEX to find the applicable PHOTOFACT Folder—takes just 60 seconds.



2

Reach into your PHOTOFACT library for the proper Folder. You're ready for time-saving, work-saving, expert service action.



3


YOU HAVE YOUR HANDS ON THE ONE TOOL YOU'LL USE ON EVERY JOB

Here's what you find in PHOTOFACT Folders: A uniform, consistent presentation of *complete* service data, *accurate* because it's based on actual analysis of the production receiver. And here are the exclusive features—Standard Notation Schematics with voltages and wave forms right on the diagrams; chassis view photos, top and bottom, with all parts and relationships shown, all alignment points given, all parts identified; tube placement diagrams, top and bottom, all tubes and functions indicated, even socket pin locations shown, including fuse location guide and rating; tube check chart showing common troubles and tubes responsible; complete alignment instructions, including oscilloscope patterns; resistance measurements taken at every tube socket; separate photos of TV tuner, showing all parts locations and alignment points; photos of cabinet showing service controls; complete disassembly instructions; complete parts lists, each part identified by circuit symbol and keyed to schematics and photos—showing ratings, manufacturer's original part number and proper replacements available from 29 leading components manufacturers—plus—dial cord stringing instructions; special service instructions (such as horizontal sweep circuit adjustments, etc.)—everything you have a right to expect in the world's finest TV-Radio service data . . .


4

NOW HERE'S HOW YOU SAVE TIME AND EARN MORE

You're ready to tackle the job—any job—because you have *all* the answers *instantly* at your finger tips in PHOTOFACT. Here are the *practical* ways it works for you: Suspect a tube? Diagnose and replace the defective tube in seconds—the tube location chart shows you which one and where. Operating voltages correct? The exact answers are right on the schematic—available at a glance. Need fuse replacement? The answer's right on the tube location guide. Defective component? There's the *right* replacement in the parts list. For these and a hundred other problems, PHOTOFACT provides the *instant, correct* solution. That's why the experts use PHOTOFACT—the practical way to *save time and earn more.*



Yes, your PHOTOFACT Service Data is the **ONE TOOL YOU'LL USE ON EVERY SERVICE JOB**



if you're not using the Expert Way—we'll prove you'll save time and earn more with PHOTOFACT service data

FREE SERVICE TECHNICIANS HERE'S OUR OFFER:

We'll send you any Photofact Folder listed in the "PF INDEX and Technical Digest." If you haven't an Index, get a Free copy from your local Photofact distributor or write us for it today. To obtain Free Folder, be sure to state Photofact Set and Folder Number exactly as shown in the Index.

NOW—learn for yourself how PHOTOFACT makes your TV and Radio repair work *quicker, easier, more profitable*. We want you to get and use an actual PHOTOFACT Folder. We want you to know why over 35,000 expert service technicians count on this invaluable data daily—count on it for *successful, profitable* business. Get your FREE Folder now. Examine, compare. Then try the Expert Way on your very next job. You'll discover why you can't afford to be without PHOTOFACT!

NOTE: Our FREE Folder offer is limited to Service Technicians only. Attach coupon to your letterhead or business card, and mention your jobber's name. Experimenters and others may obtain the Photofact Folder by remitting amount shown below.

HOWARD W. SAMS & CO., INC.

HOWARD W. SAMS & CO., INC.
2203 E. 46th St., Indianapolis 5, Ind.

I am a Service Technician. Send me Free Folder No. which appears in Photofact Set No. (as listed in the PF Index).

I am an Experimenter. Enclosed \$ Send Folder No. which appears in Photofact Set No. (TV—\$1.00. AM/FM—50c. Record Changer or Communications Receiver—75c).

Name

Address

City Zone State

EASY PAY PLAN!

PAY AS YOU EARN! Ask your distributor about this desirable plan. Only \$18.39 puts the entire profit-boosting Photofact library in your shop now!



introduces with great pleasure

a new series of High-Quality Audio Amplifiers featuring the COMPLETELY NEW Model 4A Pre-amplifier.

The new pre-amplifier, combined with BROOK world-famous power amplifiers, Model 10C4 or 12A, offers the music lover sound reproduction so lifelike and natural, it cannot be described. YOU MUST HEAR IT.



Model 10C4 30 watt

New Features:

- Record Playback Characteristic Control offers 9 positions to match all types of records.
- Complete automatic compensation for bass-loudness characteristics of the human ear.
- Greater range of bass boost and attenuation. Bass characteristics at 50 cycles adjustable from minus 18 db to plus 24 db, in addition to automatic bass boost. Slope continues down to below 20 cycles.
- Low Frequency Range extended down another octave.
- Lower Hum Level.
- Tubes: 1-6J7 (or 1620), 2-6SJ7's, 2-6C4's (all triode-connected).
- 10-position bass and treble controls employ stepped two-stage R-C networks.
- 5 input channels: 4 inputs (two of which are 1 meg) for FM, AM, TV, Recorders, Crystal Pickups. 1 hi-gain input for magnetic, variable re-

luctance capacitance pickups, or microphone.

- Higher gain for low-output pickups.
- Convenient connections on rear panel.
- Low impedance output of pre-amplifier, due to feedback circuit, permits use of line to basic amplifier up to 100 ft.
- Dimensions: 14 1/2" x 7 5/8" x 3 1/2" high.
- Output jack on rear panel for use with recorders, or "de-commercializer" furnished with amplifier.
- Luxurious gold-finished consolle, with highly polished solid walnut end blocks, has removable lucite escutcheon to facilitate cabinet or panel-mounting.
- ALL THE FINE PERFORMANCE AND WORKMANSHIP CHARACTERISTIC OF THE BROOK.

Model 12A4 10 watt

WRITE FOR COMPLETE TECHNICAL DATA, INCLUDING NAME OF YOUR LOCAL DEALER, DEPT. RL-2



BROOK ELECTRONICS, INC.

34 DeHART PLACE, ELIZABETH 2, N.J.



FINGER STOCK

Electrical Weather-Stripping by Eimac — Now Available!

Silver-plated, spring alloy, pre-formed finger stock especially suited for electrical "weather-stripping" for TVI-proofing cabinet access doors, etc. Also ideal for making coaxially constructed tube connections and many other uses. Available in 17/32", 31/32", and 1 7/8" widths.

- Write for new Eimac Catalogue Summary showing Eimac tubes and other accessories.



EITEL - McCULLOUGH, INC. San Bruno, California

FALL SALE PRICES SLASHED

T.V. TUBES—ROCK BOTTOM PRICES In lots of 6 each No. only

6BG6	95c	6BQ6	74c
19366	95c	6AG5	49c
12AX7	59c	6CB6	\$1.29
6CB6	59c	6S4	49c
6AK5	79c		

Westinghouse Kippox Rectifier 0.64 Amp. 28 Volts. Reg. \$11.00 ea. Special \$5.95

12 BRAND NEW 10" PHONO RECORDS—Asst. Jazz—Popular, Rhythm—Blues. Please specify. \$1.79

Single Pole—10 Pos. 2 Gang Switch.29c

2 piece, 5 pole Male and Female separable Amphenol plugs. Both with Flex, shielded cables. Approx. 3 ft. long. 25c pair. 1/4 lb. pkg. \$1.00

Grind your own Crystals. Pure Brazilian Quartz. Various sizes and thicknesses. 1/4 lb. pkg. \$1.00

4 Tube Drilled Chassis, 4 1/2" x 6 1/2" x 1 1/2". 29c each

4 inch P.M. SPEAKER. \$1.50

5 in. 450 ohm Dynamic Speaker. \$1.35

Signal Corps Phones—2 M. Ohms (8 M. Ohms Imp.) \$1.25

2 Ft. Ext. Cord and Plug. 40c

TOBE TUBULAR ELECTROLYTICS

20-20 MFD. 150 V.49c 30-30 MFD. 150 V. 57c

40-40 MFD. 150 V. 59c

Low-Loss Short Wave Lock Type Air Trimmer Variable Condensers \$1.95

5 Pl.—20Mmfd.14c

7 Pl.—25-30 Mmfd.15c

8 Pl.—30-35 Mmfd.16c

14 Pl.—56 Mmfd.24c

3 GANG T.R.F. VARIABLE COND. D.E.N.S.E.R.S. 000365 Con. 55c

D.P.D.T. SLIDE TOGGLE SWITCH 15c

1,000 OHM WIRE WOUND POTENTIOMETER.15c

30 HY-FILTER CHOKE SHIELDED.3 for \$1.25

PIEZEO CRYSTAL HOLDERS.12 for \$1.00—\$6.00 per 6

RCA Band Switches—3 gang, 3 pos. 3 band. 30c 6 gang, 4 pos. 4-5 band. 40c

Trimmer-Padder Asst.—all isolantite—singles. dunt. triples—100 asst. \$2.25

Phiteco push button Rotary Switch Double Pole.35c

ATTENTION: Prospectors, Explorers for Hidden Treasures! Construct a U.S. Army Type of Metallic Mine Detector Amplifier. Amplifier unit only (less tubes and batteries) with cables, headphone cord, and jack. Army wiring diagram. Type AN/ERS-1. \$1.95

8 or 9 Gang Push Button Switch.49c

DRILLED CHASSIS FOR 5-8 tubes 5 7/8" x 10 1/2" x 1 1/2". 25c

PHONE JACKS—OPEN & CLOSED AUTO.18c

SALE—PHONO RECORD ALBUMS—12"—3 comp. 15c; 10"—3 comp.—1 set comp. 20c; 12 comp. 69c

VULCAN HEAVY DUTY 100 WATT SOLDERING IRON. Built for U.S.N.—Brand New—Emv. sells for \$8.50. OUR PRICE \$2.99

12SK7 TUBES—Bayonet missing. Perfect condition. 8 for \$2.00

MINIMUM ORDER \$3.00—NO C.O.D. SHIPMENTS—PLEASE INCLUDE POSTAGE NEWARK SURPLUS MATERIALS CO. 324 Maple Street Dept. NO NEWARK 1, N. J.

sion, and tests for filament continuity and inter-element shorts. The adapter is equipped with a standard 12-pin television tube socket, octal plug-in connector, and features an extra long (4-foot) cable that enables the picture tube to remain in the set while testing.

INTERFERENCE FILTER

In order to alleviate interference created by the opening of the new 21 mc. band to "ham" communications traffic, the Grayburne Corp., 103 Lafayette Street, New York 13, New York, has introduced a new TV interference filter.

Known as the Model CPH "Clear-Pix Filter," it incorporates newly designed circuits and provides high rejection efficiency for the 21 mc. ham band. The time for installation is said to be less than one minute.

"WF" SERIES

A two-watt wirewound front control section, known as the "WF" series, has been announced by P. R. Mallory & Co., Inc., 3029 E. Washington St., Indianapolis 6, Indiana.

The sections are available in 10 resistance values ranging from 750 to 7000 ohms in tapped and untapped types, and may be employed in conjunction with any "UR" carbon rear control sections to fabricate a dual concentric volume control.

Assembly fittings consisting of an inner shaft, phenolic spacer, a coupling cup, and a shaft end are supplied with each "WF" section, along with illustrated instructions for assembly without special tools or soldering.

V.H.F.-U.H.F. ANTENNAS

Ward Products Corp., Division of The Gabriel Co., 1523 East 45th Street, Cleveland 3, Ohio is introducing two new antennas which can be used on both the v.h.f. and u.h.f. bands.

The "Trombone" offers gains up to 10 db for single-bay models on v.h.f. and up to 13 db for two-bay models in addition to high front-to-back ratio, sharp directivity, and close impedance match to 300-ohm line.

The mechanical features of the "Trombone" include complete preassembly, light weight, all-aluminum construction with dowelled elements, and vibration-proof construction.

The "U-Vee" combination v.h.f.-u.h.f. antenna incorporates many of the features of the "Trombone" but has somewhat less gain. It is designed for local area reception.

V.H.F. BROADBAND YAGI

The Antenna Development Laboratory of Channel Master Corporation, Ellenville, New York, has just announced the development of a v.h.f. broadband yagi, known as the "Futuramic."

This antenna has the high gain and directivity of a multi-element yagi and operates across a wide band of channels. The low-band "Futuramic" performs with high gain and direc-



YES, RIDER SERVICING DATA DOES MAKE TV SERVICING EASY!

Read what these satisfied Rider users say. These are men like yourself: professional service technicians who are faced with the same servicing problems as you. They found, just as you will, that tv servicing can be easy. Here's what they say:

"... 3 weeks ago I had a receiver in my shop for which there seemed to be no repair possible. According to the one schematic I had for this receiver, it should have operated perfectly. I was on the verge of returning the receiver to the customer and admitting defeat, when a technician friend suggested I check the receiver with Rider servicing data. I did; with the result that I found the trouble to be a production change which was not explained in the data I had been using. Needless to say, I'm a Rider user from now on!" John Ottenheimer, Radio Television Clinic, 137 Main St., Hempstead, L. I., N. Y.

"... and as a result of using your data, I haven't had a single callback in 9 months!" J. W. Scatchard & Co., 7135 Germantown Avenue, Philadelphia 19, Pennsylvania.

WHAT'S THE SECRET?

It's simple! The one thing that Rider gives you is all the facts. That's the one big difference between Rider Servicing Data and any other kind. Rider Servicing Data is official, complete, factory-authorized data. Exactly as issued by the manufacturer who made the set . . . with all of his changes and modifications . . . organized into indexed, easy-to-follow style. This means that when you repair a set with Rider Servicing Data, you have everything in front of you. Everything that you must know in order to do a fast, accurate diagnosis and make a prestige-building, permanent repair!

In Rider Servicing Data you get all of the manufacturer's troubleshooting test patterns . . . schematics of all his productions . . . stage by stage alignment curves . . . clear, enlarged chassis views . . . the manufacturer's circuit changes . . . circuit explanations . . . voltage data, disassembly information and much, much more. For example: Rider Servicing Data has shown scope waveforms in TV receivers ever since the first TV receiver was made!

And Rider Servicing Data now has these important new features: manufacturers' trouble cures and guaranteed replacement parts listings. The manufacturers' trouble cures are standard (3 x 5") index cards, called Rider Handies, containing vital manufacturer-issued permanent trouble cures plus production changes. Each Handy is identified with a manufacturer and receiver model. With Rider Handies you save countless hours of diagnosis and repair time . . . because Handies contain the data you must have to make permanent repairs on many receivers.

The replacement parts listings are included in the latest Rider Servicing Data. All these replacement parts must meet the physical and electrical performance ratings of the original equipment.

RIDER TV SERVICING DATA COMES IN TWO FORMS.



MANUALS ■

The TV Manual form has nine volumes covering more than 4,200 models of television receivers. Each volume has over 2,000 (8½ x 11") pages of servicing data with an index covering the contents of all volumes. Each volume is attractively bound in a permanent hard cover. The Manual form is ideal for shop use and as a permanent reference.



TEK-FILE ■

The Tek-File form now covers more than 2,200 models. Each Tek-File pack contains complete data for several of the most popular models . . . the ones you are called to work on every day. (Contents are clearly marked on the cover of each pack.) These models are bound in handy, standard file folders for easy home and shop use. In each Tek-File pack you get a special coupon. 15 of these coupons plus a small handling charge entitles you to a permanent, hard-cover manual binder for Tek-File shelf use. Or if you prefer, each coupon is worth five cents toward the purchase of any Rider book. Note: Get your free Tek-File indexes covering the contents of all packs at your jobber's. If he doesn't have them, write us.

For the complete servicing facts on radio get Rider Radio Manuals. In 22 volumes Rider Radio Manuals give you the complete, factory-authorized, official AM, FM radio servicing data for receivers manufactured over the past 22 years! Plus complete data on auto radios, record changers, tuners and recorders. Everything is organized and indexed to make radio servicing easy.

DON'T BE SWITCHED

Remember, Rider Manuals and Tek-Files are the only source for complete published servicing data. If your jobber doesn't have them, DON'T BE SWITCHED! If he doesn't have Rider Manuals, write to us . . . we'll tell you where to get them. If he doesn't have Rider Tek-Files, write to us . . . we'll fill your order directly. (Please include your jobber's name.) Why not prove to yourself that Rider Servicing Data really makes servicing easy? Try one Rider TV Tek-File pack at our risk! Try a pack for the next receiver you repair . . . if you don't agree that it makes your servicing easier than anything you've ever used RETURN THE PACK TO US WITHIN SEVEN DAYS AND WE'LL SEND YOU A FULL REFUND! So act now . . . you have absolutely nothing to lose!

RIDER "HOW-TO-DO-IT" BOOKSHELF.

1. TV Troubleshooting and Repair Guide Book.

Save time! Loaded with troubleshooting charts and waveform pictures. 10 vital chapters. 204, 8½ x 11" pages. Paper cover \$3.90

2. Ency on CR'Scopes and Uses.

Most complete work on 'scopes! What they are, what they do, construction and capabilities. 992 pages 8½ x 11". 3000 ill. Cloth cover \$9.00

3. Vacuum Tube Voltmeters.

All the facts! Design, construction, testing, maintenance, applications, etc., of all types of VTVM's. 432 pages 5½ x 8½". 210 ill. Cloth cover \$4.50

4. TV and Other Receiving Antennas

No mathematics! Easy to read facts. Complete data on 50 basic antenna types. 606 pages 5½ x 8½". 310 ill. Cloth cover \$6.60

IT'S NEWS! TELL-A-FAULT

It's Rider's new monthly tv troubleshooting service. Save countless hours of diagnosis time. Rider experts do your trouble-shooting for you . . . in pictures, charts, and symptom and cure sheets. Monthly bulletins. Send coupon for complete story — no obligation.

BE SHARP!
MAIL THIS COUPON
TODAY!



JOHN F. RIDER, Publisher, Inc.
480 Canal Street, New York 13, N. Y.

Please send me book(s) circled. I understand, if not satisfied, I may return them within 10 days for full refund.

Send Free Data on Tell-A-Fault.

NAME _____
ADDRESS _____
CITY _____
ZONE _____ STATE _____

(Please Print)

GARRARD RECORD CHANGER

LEAK AMPLIFIER

KT66 TUBES

WHARFEDALE LOUDSPEAKERS

GARRARD STYLUS PRESSURE GAUGE

R-J SPEAKER ENCLOSURES

A Cordial Invitation from
BRITISH INDUSTRIES CORP.
to SEE and HEAR
BRITAIN'S FINEST AUDIO EQUIPMENT
at the AUDIO FAIR
 Place: Hotel New Yorker
 Time: October 29th to November 1st

Here is an opportunity to witness a thrilling demonstration of High Fidelity Sound... The Garrard, the world's finest record changer, playing through the Leak "Point One" Amplifier with a Wharfedale Loudspeaker housed in the revolutionary R-J Speaker Enclosure!

IF YOU CANNOT ATTEND THE AUDIO FAIR, PLEASE SEND FOR FREE LITERATURE AND ADDRESSES OF DEALERS
BRITISH INDUSTRIES CORPORATION, 164 DUANE STREET, NEW YORK 13, N. Y.

tivity across as many as four of the five low-band channels and the high-band unit performs across the entire high band. These high- and low-band antennas can be tied together to give the installation technician a sensitive high-low combination for all-channel v.h.f. reception.

The new antenna, which is made in five different models, can be stacked with the company's "Z-Match" system, eliminating mismatch, giving maximum stacking gain, and providing stacking bars at no extra cost.

"UNISTAGE"

Technical Development Corporation, 4032 Ince Boulevard, Culver City, California, has announced a unit assembly designed to self-contain all the components necessary to a functional circuit in such a manner that the unit may be plugged into an electronic device.

"Unistage" is available in four sizes, whereby any combination of from 1-tube to 4-tube circuits may be utilized.

The basic unit comprises the die cast aluminum housing; a terminal board having a large number of single and through terminals which are coded for easy assembly of components; the tube plate which allows the use of standard miniature and noval sockets; and the tube well or wells.

"TELECARD" TV

A new item in "mobile" television, known as the "telecard," is offered by *The Hallicrafters Company*, 4401 W. Fifth Avenue, Chicago 24, Illinois.

Available in mahogany or blonde



finish, the tea-table is designed to accommodate any of the company's table model sets in contrasting or matching cabinets.

"PERFORATED FIBEROK"

The *Pearson Industries*, 4554 North Broadway, Chicago 40, Illinois, has announced the development of a non-metallic material that replaces perforated metals.

"Perforated Fiberok" is comparable in characteristic to laminated plastics or vulcanized fiber and is obtainable in many different patterns. Extensively used by the radio and television industry is a .045" diameter round hole on

RADIO & TELEVISION NEWS

PHOTOCON SALES


417 N. Foothill Blvd. SY camore 2-4131
 Pasadena 8, Calif. RY an 1-6751

FREE 24 PAGE
 SURPLUS SALES CATALOG

WANTED new or clean used electronic surplus. Please state exact description of the condition and details of modification. Include lowest price in first letter.

- Audio Oscillator Hewlett-Packard 250 BR 20-20,000 c.p.s. Exc. \$110.00
- LM & RC-221 Frequency Meter with cal. book, crystal, and tubes.... Exc. 99.50
- TS-352/U Weston Test Set..... Exc. 150.00
- TS-173/UR Frequency Meter 90-450 mc. complete with crystal, cal. book, & 115 VAC. Power Supply... Like new 600.00
- TS-148/UR..... Like new PUR*
- Signal Generator 100A..... Like new PUR*
- Million Analyzer Radio & TV..... Like new PUR*
- Dumont 208 Scope..... Exc. PUR*
- TS-146/UP X-Band Signal Generator..... Exc. PUR*
- TS-13/AP X-Band Signal Generator..... Exc. PUR*
- TS-34/AP Portable Oscilloscope..... Exc. 350.00
- TS-12 Test Set for X-Band Box 1 & 2 complete..... Exc. PUR*
- Measurements Corp. Model 82 Standard Signal Generator 20cy.-50mc. Exec. PUR*
- Hewlett-Packard Model 410A High Frequency V.T.V.M..... Like new PUR*
- Kay Electronic Mega-Sweep 100kc. to 1000 mc. Exc. PUR*
- APR-4 Search Receiver..... Exc. PUR*
- Tuning Units for APR-4 Receiver.... PUR*
- BC-348, BC-312, BC-342 Receivers.... PUR*
- APS-3..... Exc. PUR*
- SCR-284 Fields Sets..... Exc. PUR*
- APN4A or B..... Exc. PUR*
- APR-5A..... Exc. PUR*
- SCR-545 Radar Trailer..... Exc. PUR*
- Type 130A Test Set 130-210 mc. PUR*
- Boonton Radio Corp..... New 20.00
- Antenna AT 104/APN9..... New
- Automatic Pilot Inverter
 Type DA Input 28VDC. @ 12 amps. Output 115V., 3 phase, 400 cps. 115VA..... Exc. 80.00
- RG-8/U Coaxial Cable..... Exc. .15/ft.
- RG-58/U Coaxial Cable..... .06/ft.
- T-17 Hand Microphone with cord and PL-68..... Exc. 4.50
- IIS-23 8000 ohm. Used \$2.95..... Exc. 5.95
- IIS-18 8000 ohm. Used 1.75..... New 2.25
- IIS-33 600 ohm. Used 3.50..... New 6.95
- IIS-38 600 ohm. Used 1.75..... New 2.25

*PUR—PRICE upon request.
 NOTE: One of the largest and most complete electronic surplus stocks in the country. We have thousands of tubes, capacitors, plugs, accessories, transmitters-receivers, test equipment, etc. Send us your requirements.
 TERMS: Prices F.O.B. Pasadena, California. 25% on all C.O.D. orders. Californians add 3% Sales Tax. Prices subject to change without notice.



Audio Center

**HAS THE MARVELOUS
 NEW M. I. T. SPEAKER**

(BARUCH-LANG SPEAKER SYSTEM)

This wonderful, new Baruch-Lang Speaker System (developed at M.I.T.) employs four 5-inch cone speakers in a corner-shaped enclosure only 13 1/2" high by 19 3/4" wide. It covers the full audio range without crossover and is flat within ±3 db from 40 to 12,000 cycles, High frequency dispersion 75°. Requires only one or two watts of good audio for sensational results. Impedance 4 ohms. Available in blond or mahogany cabinet. Shpg. wt. 10 lbs.

Baruch-Lang Speaker System NET..... **29⁷⁵**

ARROW ELECTRONICS

Audio Center

BEAUTY IN SOUND
 65 CORTLANDT ST., NEW YORK 7, N. Y., DISEY 9-4714


square centers, providing 225 holes-per-square-inch and a 37% open area. Free from rattle, "Fiberok" produces clearer tonal qualities from any size loudspeaker, according to the company.

The material may be stapled, nailed, glued, screwed, cut with shears, knife or scissors, and is available in many colors.

Full particulars may be obtained upon request.

CONTROL SWITCH

The American Radiotelephone Company, Inc., 3505 4th Street North, St. Petersburg, Florida, has designed a radiotelephone microphone control, which provides a means of switching



an operator's headset microphone from one communication system to another.

Known as the DFS-100, the unit is operated by a foot switch so that the operator's hands are free for logging and other functions. It is designed for use in dispatching stations where directions are received by land-line telephone and communicated by an operator to mobile units by radio.

H.F. LINE FILTERS

Telematic Industries, Inc., 1 Joralemon Street, Brooklyn, New York, has announced the development of two low-pass line filters which eliminate diathermy interference above 70 cycles entering the TV receiver through the a.c. line.

WT-29, a tunable h.f. line filter with a variable frequency range of high attenuation in the diathermy spectrum, prevents diathermy frequencies from entering a TV set via the a.c. line.

The h.f. line filter, WT-30, with a cut-off frequency of 70 cycles, prevents any frequency above 70 cycles from entering the receiver through the power line.

"FOLD-OVER TOWER"

Rohn Mfg. Co., 2108 Main Street, Peoria, Illinois, has introduced a new antenna tower which incorporates the company's standard tower sections and a "Fold-Over" kit.

The kit consists of a short base section, hinge section, boom and reel, and cable mechanism.

The tower hinges near the midsection and can be easily raised or lowered by merely turning the crank on the reel. When the tower is lowered, antenna changing and servicing can be quickly accomplished on the ground.

The unit is recommended for experimental use and ham antenna installations, as well as for TV service departments and retailers.

-30-

TV DIRECT FROM THIS GREAT FACTORY TO YOU

BRINGS YOU
Finest Quality at Lowest Prices



TRANSVISION

TV KITS, WIRED CHASSIS, and SETS
CABINETS, COMPONENTS, INSTRUMENTS, and ACCESSORIES

MAKE MONEY

on Top Quality TV Picture Tubes:

- **TRADE-IN ALLOWANCE**
Make from \$2.00 to \$5.00 glass allowance on each "dud."
- **FULL 2 YR. GUARANTEE:**
Only Transvision gives you a Guarantee for 24 months.

FREE BOOKLET: "INSIDE CRT, or What You Should Know About Picture Tubes." Written by CRT experts, illustrated. It will MAKE MONEY FOR YOU. WRITE FOR IT NOW.


FREE CHART: Write for Picture Tube Interchangeability Chart.

COMPARE: Get the full details on the Transvision tube deal today.



New... TRANSVISION Picture Tube PRICES

Tube Type	Cost, WITH GLASS allowance	Cost, WITHOUT GLASS allowance
10BP4	\$11.80	\$13.80
12 1/2" Glass (any type)	13.45	15.75
12 1/2" Metal (any type)	13.95	16.25
14RP4	16.50	18.25
16" Metal (any type)	19.90	23.20
16" Round or Rect. (any type)	18.90	22.25
17BP4	18.90	22.25
19" Metal or Glass (any type)	23.95	28.95
20CP4	26.95	31.95



Sensational Offer:

TV \$39

KITS DOWN*

Build World's Finest Chassis—the A4

***BUILD THE FINEST CHASSIS MONEY CAN BUY** with the famous A4 Kit by Transvision. **PAY AS YOU WIRE**—only \$39 for the starting package. Easy to assemble, enjoyable, educational—gets you the most superb TV set imaginable. Easiest to service, too. Don't put it off. With these easy terms you can get started now.

Also **WIRED CHASSIS** at **LOW COST**. The A4 in completely wired chassis form gives you the world's finest TV set, with latest circuits and extra sensitivity for fringe areas. Gives clearer, brighter picture. Easy to service and keep up to date; built to last for years. Write for amazing low prices.

SIZES: The A4 Kit and Wired Chassis are available in 17" and 20" sizes. Also with **REMOTE CONTROL**.

BEAUTIFUL TV CONSOLES

Ideal for Custom-Building or Conversion. Factory prices start from \$49. Send for Cabinet Catalog now.



MULTI-SET CONNECTORS

feed up to 5 TV Sets from 1 Antenna
Prices: Multi-Set Conn. for 2 sets... \$4.95 list*
For 3 or 4 sets... 7.95 list*
*Dealers, write for discounts

U. H. F. ADAPTERS

will be available for all Transvision Sets and Kits.

Write for Transvision's Factory Agent Plan and complete literature

FREE: EXTRA INCOME EVERY MONTH from hints in "TV and Electronics Notes." Request or send 50c to cover cost of FREE plate and mailing for FREE Subscription. Monthly issues are gold mines of info on New Products, Sales, Service, Conversion, etc. **WRITE DEPT. RN-11 TODAY!**

TRANSVISION, INC. NEW ROCHELLE, N. Y.

Depend on...

CONCORD for BEST VALUES!

SENSATIONAL 10 Watt Portable System



COMPLETE
\$39.50

Less Phono Top
REG. \$76.25

Deluxe portable sound system at bargain price. Full 10 watts at less than 5% dist.-15 watts on peaks.

- Separate mike and phono input.
- Mike gain 105 db. Phono gain 75 db. across .5 meg impeded.
- Response—60 to 8000 cps. • 3 controls, Mike-phono, volume and tone. • Tubes: (2)—7C5, (1)—7B4, (1) 7F7, (1)—7Z4. Uses 70 watts on 115V AC 60 Cy.

Complete system—10 watt amplif., 10" PM speaker with 20 ft. cable. Electro-Voice Crystal Mike and desk stand with 7 ft. cable. Single carrying case 21x16x13" covered in simulated tan rawhide. Shpg. wgt. 4 1/2 lbs.

Above System complete with phono top... \$44.95

2 GREAT VALUES !!
Complete dual speaker 20 watt system... \$69.50

Complete dual speaker 40 watt system... \$99.50
Send for complete descriptive literature on the above systems.

DEPEND ON CONCORD, for:

- The latest in Radio, Electronic & TV Sets, Sound Systems, Ham Equipment, Components, Accessories, Standard Merchandise and SPECIAL BUYS!
- Fast, efficient, courteous Counter Service — High-geared Mail-order Department — a Ham Section manned by HAMS, ready to help you!

Send TODAY for your copy of our latest Buyer's Guide.

CONCORD RADIO
55 Vesey St., New York 7.



and it's
FREE
for the
asking

CONCORD RADIO, 55 Vesey St., N. Y. 7
Dept. N-11

Send me at once your latest Buyer's Guide, Free of Charge.

Name

Address

City State

International Short-Wave

(Continued from page 63)

Afghanistan—Reception reports, comments on kinds of programs desired, requests for musical numbers, and the like now should be addressed to Soyed Edris Ali-Shah, London Correspondent, Kabul Radio, 134 Fellows Rd., Hampstead, London N.W. 3, England. (Pearce, England).

Albania—New schedule for *Radio Tirana* is 2300-0100, 1100-1130, 1215-1700 on 6.560, 0.5 kw., and 7.850, 3 kw.; *English* 1600. (WRH) Heard in Britain on *measured* 7.854 with Greek transmission 1300, good level. (Catch).

Algeria—*Radio Algerie*, 9.57, Algiers, noted with dance music 1735; news in French 1752; signing off 1759. (Pearce, England) Is now scheduled on 9.570, 1500-1800 (Sat. to 1900), French program, news 1500, 1750; on 6.145, 1300-1500 Kabyl program, 1500-1745 Arabic program. (WRH)

Angola—CR6RJ, *Radio Clube da Huila*, Sa da Bandeira, noted near 10.050 when tuned 1505, light musical records; signed off with "A Portuguesa" 1530. *Radio Clube de Angola*, 11.862, Luanda, noted 1715 with dance music and signing off 1730 with "A Portuguesa" (runs to only 1530 Sun.). *Radio Clube de Benguela*, 9.165, heard with varied recordings when tuned 1310; CWQRM. (Pearce, England) CR6RJ, 10.050A, also is noted by O'Sullivan, England, around 1400 with music, bad CWQRM.

CR6RG, *Radio Diamang*, Dundo, is operating on 6.870, 1 kw., at 1300-1430 weekdays, also 0530-0700 Sundays. (WRH) CR6RN, 9.475A, noted 1545 with musical program in Portuguese. (Cox, Dela.)

Australia—VLI6, 6.090, Sydney, has news 0400, good level in Va. (Saylor) The new outlet, VLC7, 7.220, *Radio Australia*, used 0500-1115 to Southeast Asia, is being heard from sign-on (Stark, Texas; Ferguson, N.C., others) VLW9, 9.610, Perth, noted 1000-1030 sign-off at fair level. (Lane, Wyo.) With news 0400. (West, Va.) *Radio Australia* heard signing on 1300 for Central Europe over VLA9, 9.580, news 1400, off 1459; on Sat. appears to also use VLA11, 11.760 in parallel for this new beam. QSL card was received from VLX4, 4.8975, said transmitter is located at Wanneroo near Perth; QRA is ABC, Box D190, G.P.O., Perth, Western Australia. (Pearce, England)

Austria—*Blue Danube Network*, 9.617, Salzburg, noted 0110 with sports results; sent new type QSL card; QRA is still A.P.O. 541, U.S. Army; lists short-wave channels of 9.617, 5.080, 6.055. (Peace, England) Noted by Catch, England, on *measured* 5.080 recently at strong level 1730; had newscast 1800.

Belgium—The Belgian National Broadcasting Service, P.O. Box 26, Brussels 1, Belgium, currently is scheduled over its *International Goodwill Station*, ORU, Wavre (near Brussels)

on 5.970 at 1830-2400; 9.745 at 1200-2400; 11.850 at 0715-0800 and 1200-1830; 15.335 at 0500-0700, and 17.860 at 0500-0700; OTC, Leopoldville, Belgian Congo, relays ORU to North America on 6.140 at 2000-2400.

Noted on 11.85 with "Amongst Friends" feature 1435 following news in *English*. (Hord, Ind.) This channel is good 1700. (Cleveland, Md.) Heard with news in French 1501. (Harris, Mass.) And at 1800. (Balbi, Calif.)

Bolivia—CP38, 9.500A, La Paz, noted opening 0557 with "Onward, Christian Soldiers"; signal is weak and usually fades out before 0630. (Ferguson, N.C.) Recently tested in *English* to North America around 0400-0430, 0900-0930. Is operated by the Canadian Baptist Mission in Bolivia under the title "La Cruz del Sur" ("The Southern Cross").

British Guiana—ZFY, 5.98A, Georgetown, noted recently with Hindu music around 1924 tune-in; had CWQRM; commercials in *English*.

British New Guinea—VLT9, 9.52, Port Moresby, is noted at good level some days around 0230-0300 sign-off all-native at that time. (Alcock, Ky.)

British Somaliland—*Radio Somali*, Hargeisa, broadcasts programs in native languages 0815-0930 on 7.125, 1 kw., according to letter of verification. (Radio Sweden)

Bulgaria—*Radio Sofia* noted with news on 6.070, 7.671 at 1500-1515, 1600-1630; announced broadcasts for USA at 2000-2030 and 2300-2315 on 15.330; at 1515 continued with broadcast in German. (Pearce, England) Heard on 15.330 with news 2300. (Pelland, R.I.) Noted on 7.671 with all-Bulgarian program from tune-in 2300 to 0030 sign-off. (Saylor, Va.)

Burma—Millar, Washington State, reports Rangoon, 9.543, with newscast 1000.

Canada—CHNX, 6.130, Halifax, Nova Scotia, noted 0725; CFRX, 6.070, Toronto, Ontario, is good level 0730; some days CFBY, 11.705A, Montreal, Quebec, is like a local all morning (*EST*). (West, Va.) VED, 7.320, Edmonton, Alberta, good with news 2130 recently; VE9AI, 9.540, also Edmonton, noted with weak signal 1055; good 2235. (Lane, Wyo.)

Canary Islands—*Radio Clube de Tenerife*, 7.518, noted around 1745 at fair level. (Pelland, R. I.) Local news and announcements in Spanish are scheduled *daily* around 1705-1710; however, during the few days preceding press time, the station could not be located in the vicinity of 7.520A so may have moved? (Kary, Pa.)

Ceylon—Commercial Services of *Radio Ceylon* sent schedule for Indian beam as 2045-0230, 0630-1145, BBC news 2100, VOA relay 1030; listed 15.120, 7.190, 11.975. (Pearce, England) The 15.120 channel is good level signing on 2045; BBC news relay 2100. (Ferguson, N. C., others) Noted closing down with "Strike Up the Band" 1144 on 11.975. (Bellington, N. Y.)

Colombia—The Spanish-speaking station on 5.964A commencing operation around 0610 with BBC's "*English*


AIREX 630FA*

ACCLAIMED BY THOUSANDS! ONLY AT AIREX THE MOST POWERFUL Fringe Area TV CHASSIS MADE

TUBE MTG. BRACKETS—\$6.50

THE CHASSIS TELEVISION ENGINEERS AND SERVICEMEN ARE BUYING FOR THEMSELVES

This amazingly advanced 32 tube TV chassis is years ahead in engineering and gives you the ultimate in TV viewing and listening pleasure. To assure you trouble free TV our engineering staff has incorporated into the "630 FA" design the experiences of hundreds of TV servicemen and engineers. Receiving range includes stations up to 200 miles away. Nothing has been spared to bring you the finest of TV chassis. Only the best and most expensive parts are used. There is no other chassis that compares with the "630 FA" * for fringe area reception.



RMA.
GUAR.

\$164⁹⁵

Less CR
Tube

Complete with 12" ROLA Hi-Fi
Speaker (Fed. tax incl.) and FREE
Service Manual

Chassis mfr licensed
Under RCA Patents

✓ CHECK THESE EXCLUSIVE FEATURES ✓

- 10 WATT push-pull audio output. Frequency range from 60 to 12,000 cycles • Link coupled Standard Coil Cascade Tuner prevents radiation • Retrace Blanking Circuit allows you to raise the brightness without the annoying vertical retrace lines • Heavy duty front focus control • Automatic gain control potentiometer allows you to adjust the threshold sensitivity as low as 4 microvolts & still keep the full 4MC band width • Separate high & low frequency sync amplifiers • Set aligned for 21.75 MC. New Ham band will not interfere • Improved fused high voltage power supply gives full 14.5 KV under load • Will handle all picture tubes up to 24 inch with full sweep • Improved video amplifier has a gain of 32 • All moulded plastic condensers give long life & trouble-free operation • New T10GA

- tube. Thermal delay allows filaments & parts to warm up before B+ is applied—preventing parts & small tubes from breaking down because of surge voltage. Protects cathode emission of picture tubes & gives longer tube life • Easily adapted to new UHF stations in 2 minutes by just changing a strip in the tuner • Extra heavy duty power transformer with large safety factor • 6CB6 tubes in Video IF to give full gain • Extra filtering in power supply for hum & ripple free operation • Color connection on chassis which is adaptable to the cathode follower circuit of color converter • Phono Connection & switch on chassis allows you to play your phonograph or tuner through the built-in 10 watt hi-fidelity amplifier • Extra heavy duty focus coil, which runs cool • Tuner can be removed up to 25 feet • Full focus cosine yoke.

SAVE 50% RAM CONVERSION KIT

Up to & including 24". Has 15 KV flyback, 70° cosine yoke. Special width coil. 10W resistor. Complete with schematic. Reg. \$23.95. **\$11.95**

STANDARD COIL CASCODE \$22.95 TUNER


Regency Booster
MODEL DB520 \$19.11
Deluxe

COMPLETE SERVICE MANUAL
For "630FA" or Super 630DX—\$1

SEND FOR FREE NEW TV PARTS &
HI-FI AUDIO EQUIP. CATALOG

SENSATIONAL SPECIAL OFFER OF THE AIREX SUPER DX COMPLETE TV SETS . . . THE FINEST SET VALUE IN ITS PRICE CLASS

These outstanding sets were specially designed to meet our rigid specifications to assure you many pleasant hours of trouble free TV at an unequalled price. The mfr. is licensed by RCA. RMA guarantee. All you have to do is plug in and play.



17"—\$154.95
20"—\$179.95

ESPEY FM-AM HI-FI RADIO CHASSIS

10 Watt Output, 12 tubes, 2 limiter stages. Built-in antenna. Complete with 12" RCA Hi-Fi Speaker. List price . . . \$125 **\$69.95** WHILE THEY LAST

Includes These Features

- Has standard coil Cascade tuner that brings in reception up to 200 miles • 20 tubes • Large Hi-Fi speaker • Hand rubbed, satin finished genuine mahogany cabinet • AGC • Moulded plastic condensers • Black, glareless picture tube, guaranteed for 6 months • Adaptable for UHF and color • Synchronized FM audio system • 5 hour heat run at factory • Factory wired, aligned and tested • Mounted in cabinet.



17"—\$174.95
20"—\$199.95

TV TUBE EXTRA STANDARD BRANDS FACTORY NEW 1ST QUALITY—GUAR. 1 YEAR

10BP4 . . . \$17.95	17BP4 . . . \$27.95
16GP4* . . . 24.95	20" TV Tube 34.95
16JP4* . . . 24.95	21" TV Tube 39.95
16HP4 . . . 24.95	24" TV Tube 64.95

Ring and Sleeve for 24" Tube . . . \$7.50

*Guaranteed for 6 months only

TV GOLD PLASTIC MASKS

16" & 17", \$4.95; 20" & 21", \$7.95;
24", \$14.95

38 BARGAIN-PRICED CABINETS FOR THE "630" & OTHER CHASSIS

Send for FREE folder and price list. Full line table models, consoles, consolettes and TV-Radio Phono combinations. Many styles. Mahogany, blonde, etc.

All merchandise is brand new, factory fresh & fully guaranteed. Mail & phone orders filled upon receipt of certified check or money order for \$25 as deposit on TV chassis, 20% on other items. Balance C.O.D., P.O.B. N. Y. Prices subject to change without notice. No Fed. taxes to pay. Prices lower than OPS Regs.

AIREX RADIO CORP. 171 Washington St., N.Y.C. 7, N.Y.
Phone WOrth 2-4029

SEND POSTCARD TO BE
PUT ON FREE MAILING LIST

SERVICEMEN!

Have You Entered
THE BIG

Jensen
\$5,000.00

Cash Prize Contest?

SEE YOUR *Jensen* NEEDLE DISTRIBUTOR
TODAY FOR DETAILS AND ENTRY BLANKS.

GREYLOCK 1953 CATALOG



AN ESSENTIAL
BUYING GUIDE
for every RADIO
& TV SERVICEMAN!

featuring:

- GREYLOCK TUBES, at new low prices!
- STANDARD BRAND TUBES, tremendous values!
- COMPLETE STOCKS OF STANDARD BRAND LINES

including:

INSTRUMENTS	BOOKS	OTHER TOP BRANDS
EICO Jackson EMC Oak Ridge	Howard Sams Rider Coyne Editors & Engineers	C-D Vibrators, Converters, Antenna Rotators Merit Transformers Sprague Condensers Stanwyck Coils GE Lamps Recoton Needles Shure Microphones RMS Antennas, Accessories Electro-Voice Burgess Batteries Quam-Nichols Speakers Regency Boosters
HARDWARE, TOOLS	RADIOS, SOUND EQUIPMENT	
ICA Walsco Jackson Irons Phillips Guns X-cellite Eby Mueller	Penron Bogen Challenger Atlas Sound Steelman Phones Gen'l Industries Esquire Clock Radios	

GREYLOCK

ELECTRONICS SUPPLY CO.
115 Liberty St., N. Y. 6
Phone BE. 3-0224

GREYLOCK ELECTRONICS, Dept. N-11
115 Liberty St., N. Y. 6

Send FREE Catalog #200 at once to

Name _____
Address _____
City _____ State _____

SELL\$ ON DEMONSTRATION
DuKANE
MAGNETIC TAPE RECORDER



THE FINEST IN
HIGH FIDELITY
RECORDING

at
LOW COST!

DEALERSHIPS AVAILABLE NOW!
MAIL COUPON FOR INFORMATION TODAY!

DUKANE CORP. Dept. RTN-112, St. Charles, Ill.

- Please send information on the
DuKane Magnetic Tape Recorder.
- I am interested in a dealership.

Name _____
Address _____
City _____ State _____

ESTABLISHED AS "OPERADIO" 1922

by Radio" at 0620 is HJCF, Bogota. (Stark, Texas) This one was heard in Australia by Gillett, who asked for identification thereof.

Costa Rica—TIHH, 11.970A, San Jose, noted most of the day and evening (EST); especially good 2300-2400; all-Spanish. (Alcock, Ky.)

Cuba—COBL, 9.833, Havana, fair around 2200 but with bad heterodyne. (Lane, Wyo.)

Czechoslovakia—"The Voice of Peace," 9.504, Prague, noted signing on in English 1400. (Pearce, England) Heard on 9.55 in dual with Soviet 9.662A at 0240-0245 relaying Moscow's Eastern Service. (Lane, Wyo.) The 9.550 channel is excellent in English session to North America daily 1930-2000. (Wicker, N. C., others) The English period 0715-0745 over OLR4A, 11.840, is at weak level in Pa. (Kary)

Denmark—OZF, 9.52, is good level in Michigan in the first North American session 2030-2130. (Pingitore) Noted on (announced) 15.180 recently at 1413 in English, giving address of Radio House, Copenhagen, Denmark, and asking for reports; clear signal. (Cox, Dela., Ferguson, N. C.)

Has been experimenting with its antennas recently in the North America periods 2030-2130 and 2200-2300 over OZF, 9.520; asks for reception reports. (Hoffman, N. Y., Winch, Calif., others) Noted on this channel 2200 with very good level and requesting reports. (Walgreen, Mass.) Is strong in Florida 2030-2130. (Wade)

Dominican Republic—H19B was measured 4.9166 recently 2100; strong signal, music (Oskay, N. J.)

H11A, 4.980, Radio Caribe, has fine level to 2200 sign-off. (Saylor, Va.) HI4T, 5.970, and HI2T, 9.727A, on Wednesdays at least (may be daily?) has English talk 2100-2110A. (West, Va.)

Egypt—Radio Cairo has moved from 9.715 to 11.815 where it has a much improved signal; is on the air daily around 1320-1600 (Sat. to 1700) using mostly French and English; usually has news 1330. WRH says has French 1320, English 1330, Greek 1340, Italian 1340; time signal and musical program 1400 (with talks in French and English on alternate days).

Cairo now sends card printed in Arabic, French, English instead of letter; asks for further reports on the 11.815 channel. (Pearce, England) SUX, 7.865A, Cairo, is coming through some days at nice level 1515-1800 sign-off with Arabic session. (Saylor, Va.) Closedown varies; was heard one day signing off 1655. (Kary, Pa.)

Ethiopia—Radio Addis Ababa, 15.05V, noted closing 1302; no English heard lately; is noted some days in Britain as early as 1130. (Pearce) Good level with native music 1245. (Catch, England) Heard poorly then in N. Y. (Bellington)

Finland—OIX4, 15.190, Helsinki, still signs on 2200 to North America; has short newscast, then goes into Finnish. (Niblack, Ind.) OIX2, 9.555, noted 2230 with Finnish news, music.

RADIO & TELEVISION NEWS

(Sanderson, Australia) Noted on this channel 2335-0004 sign-off with anthem; had popular musical program. (Lane, Wyo.)

France—Paris, 11.845, noted 1210 with light orchestral music. (Niblack, Ind.) Currently, Paris, 6.200, has a poor to fair signal 1530-1600 in English session directed to the United Kingdom; entire transmission runs 1500-1700; at 1600 begins German period. (Kay, Pa.) The Paris-Inter program is again being relayed over 6.200, 100 kw., Mon.-Fri. 0345-1200, Sat. 0100-1200, Sun. 0130-1200. (WRH) Heard opening on 11.92 at 1145 with usual interval signal, then had Persian session; fair level in N. Y. (Bellington) Heard on 9.685A with fair to good level 1900-2000 sign-off, and on 11.70 at fair to good level, 1500-1630 sign-off; leaves air after playing "La Marseillaise." (Pingitore, Mich.)

Germany—West, Va., recently noted Hamburg on 7.290 at 1830-1907 concluding with German National Anthem; RIAS, 6.005, Berlin, was heard

around the same time; both had all-German sessions with popular American music being used.

Deutschlandsender, 6.115, Berlin, was heard recently 0113 tune-in when had popular German recordings; fair level with some jamming QRM and slight splash from London on 6.110; however, was readable. (Bellington, N. Y.) Frankfurt, 6.190, is audible weekdays 2350-0015 when is obliterated by BBC, 6.195; RIAS, 6.005, Berlin, is fair to poor after 0000, news in German 0030; Stuttgart, 6.030, radiates a fair signal from around 2345 to after 0100, news in German 0000, 0100. (Kary, Pa.) Overseas sources list this one now with 20 kw.

Greenland—Godthaab, 7.094A, has been noted 1745-1840 sign-off; heavy c.w. and phone QRM recently, according to Saylor, Va.

Holland—Hilversum noted using 11.73 and 9.59 for Great Britain, Europe, and North America at 1630 in English; best received on 11.73. (Silverman, N. Y.)


TELEPHONE EQUIPMENT & PARTS

New TS9 handsets with butterfly flip switch in handle	Each	\$6.50
Reconditioned TS9 handsets with new shell	Each	5.50
New W.E. F1W handsets with rubber cord and a PL47 plug	Each	6.50
New 4 1/2 foot rubber cords with PL47 plug	Each	.75
Reconditioned operators head and chests sets HS19—Single receiver	Each	5.50
Double receiver	Each	6.50
Wall telephones with dial	Each	8.50
Reconditioned upright desk telephones (for intercoms—extensions etc.)	Each	2.95
Rebuilt like new Solid type handsets W/3 cond. cord	Each	4.95
New W.E. UA 38 and B-365 relays	Each	1.95
Reconditioned and tested EES telephones in stained leather bags	Each	18.50
Sound power field telephones like new	Each	25.00
New receiver and transmitter elements (like and interchangeable with W.E. AH1 and FI)	Each	1.00
New RM29A remote control units with bag export packed	Each	14.00
Upright desk telephones with dial and ringer box excellent condition	Each	11.00
Reconditioned RD 71 switchboards magneto 6 line	Each	45.00

Terms: Check with order—F.O.B. Brooklyn, New York

EASTERN TELEPHONE CO.

323 Vanderbilt Avenue Brooklyn 5, N. Y.



DON'T BUY BEFORE CHECKING STEVE-EL'S PRICES!

THE new and improved Super Famous "630" TV Chassis, is a 30 tube high quality television receiver (including 3 rectifiers). Manufacturer licensed under Radio Corporation of America patents. This chassis is the standard by which all other TV chassis are measured. Standard R.M.A. Guaranteed! FREE replacement on defective tubes and parts.

FEATURES: * Full channel coverage. * Discriminator-type FM sound system. * Improved picture brilliance. * AFC horizontal hold. * Keyed AGC. * Stabilized vertical hold. * 3 stage sync. separator and clipper. * Automatic brightness

control. * 4 Mc band width. * Highest quality parts used. All standard tubes. * For all Cathode Ray tube sizes and types. 16", 17", 19", 20" and 24" Tubes. Perfect for Fringe Area Reception.—Will work where most sets fail to operate.

New 1953 "630" TV CHASSIS

World's Finest! Only **\$138⁵⁰**

With HiGain CASCODE TUNER

R.C.A. Hi-Fi 12" Speaker, complete with knobs and hardware. Complete with Fed. Taxes **\$138⁵⁰** Taxes Paid. Less Cathode Ray Tube.

630D F. Chassis—Extra power for fringe areas. Can be operated without booster or complicated antenna. Complete with Fed. Taxes **\$151⁵⁰** Paid. Less Cathode Ray Tube.

Universal Cathode Ray Chassis Mounting Brackets Used to mount CRT on 630 Chassis. Fits all tubes. Complete—includes band to hold picture tube. CAT. No. X-404 **\$5⁵⁵**

If brackets are ordered with 630 chassis **\$4⁹⁵**

CASCODE TUNER

Now get pictures never before obtainable. Convert your old tuner to the amazing new STANDARD COIL CASCODE.

\$19⁹⁵

LUCITE 17" ... \$5.95 21" ... \$ 7.95
MASKS 20" ... \$6.95 24" ... \$13.95

WEN SOLDERING GUN

Heats in 3 to 5 seconds. Perfectly balanced. Built-in spotlight. Handle and shock resistant. 250 Watts, 120 Volts A.C. only.



List \$12.50 For Limited Time Only **\$9⁷¹**

TV PICTURE TUBES

All Brand New STANDARD BRANDS NO REBUILTS

GUARANTEED FOR ONE FULL YEAR	148P4 ... \$19.95
	16GP4 ... 26.00
	16KP4 ... 23.40
	17BP4 ... 23.40
	19AP4 ... 23.95
	20CP4 ... 32.00
	21EP4 ... 34.40
	24AP4 ... 59.60

FREE!

Write Dept. RN-11 for latest catalog and complete list of tubes on sale.

STANDARD BRAND TUBES

individually boxed and fully guaranteed (Manufacturers of tubes refuse permission to mention name because tubes are FAR BELOW FAIR TRADE PRICES).

1A789	6AG579	6CB671	6X562	12SQ768
1B389	6AH6 ... 1.29	6CD6 ... 2.39	7C574	14A784
1H571	6AK5 ... 1.29	6J554	7F774	14B694
1N574	6AL568	6J684	7K7 ... 1.09	25B6 ... 1.29
1R579	6AQ559	6K666	7N784	25L664
1T479	6AT668	6K774	12AT665	25W478
1U578	6AU669	6SA764	12AT799	25Z667
1X2A94	6BA669	6SH764	12AU786	35L686
3Q489	6BC574	6SJ774	12AV7 ... 1.19	35W452
3Q589	6BE679	6SK772	12AX799	3Z591
3V473	6BG6 ... 1.76	6SL774	12BA669	50A596
5U463	6BK7 ... 1.15	6SQ764	12BE669	50B579
5V497	6BQ6 ... 1.24	6T899	12BH799	50C566
5Y347	6BQ7 ... 1.15	6V6GT64	12SK777	50L664
6AC794	6C494	6W464	12SN784	117Z364

Above partial listing only. Send for complete list.

STEVE-EL ELECTRONICS CORP.
61 RADE STREET • NEW YORK 7, N. Y.
Phone COrtlandt 7-0086



Special Offer On This Complete **RADIO ENGINEERING LIBRARY**

New, Up-To-Date Editions of Famous Library Covers Whole Field of Radio Engineering. Places Latest Facts, Standards, Data, Practice, and Theory At Your Fingertips.

The five big volumes of the new edition of the Radio Engineering Library now include the very latest facts, standards, data, and practice. This Library will help solve hundreds of problems for designers, researchers, engineers, and students in any field based on radio.

Written by leading radio engineers, these books cover circuit phenomena, networks, tube theory, vacuum tubes, amplification, measurements, etc.—give specialized treatment of all fields of practical design and application. They provide you with a complete and dependable encyclopedia of facts.

- 5 Volumes, 3872 Pages, 2770 Illustrations.
- Eastman's **FUNDAMENTALS OF VACUUM TUBES**, 3rd Edition.
- Terman's **RADIO ENGINEERING**, 3rd Edition.
- Everitt's **COMMUNICATION ENGINEERING**, 2nd Edition.
- Hund's **HIGH FREQUENCY MEASUREMENTS**, 2nd Edition.
- Henney's **RADIO ENGINEERING HANDBOOK**, 4th Edition.

SEND NO MONEY

Special Low Price—Easy Terms

On this special offer you get this Library for \$37.50, instead of \$43.50. You save \$6.00 and may pay on easy terms. Mail coupon below to examine the Library FREE for 10 days. No obligation. These books are recognized as standard works; you are bound to need them. So take advantage of this special money-saving offer. *Mail coupon at once!*

McGraw-Hill Book Co., Dept. RTN-11-52
327 West 41st St., New York 18, N. Y.

Send for 10 days' FREE trial, the RADIO ENGINEERING LIBRARY. If not satisfied I will return books. Otherwise I will send \$7.50, plus delivery charges, then; and \$6 a month for 5 months. (Reg. price \$43.50; you save \$6).

Name.....

Home Address.....

City & State..... RTN-11-52

We'll Pay Delivery Charges if you enclose \$7.50 first payment WITH coupon. Same return privilege for full refund.

English periods are scheduled 1100-1140 to South Asia and Africa, 17.775, 15.22, 6.025; 1630-1710 to Europe and North America, 11.73, 9.59, 6.025; 2130-2210 to North America, Australia, New Zealand, 11.73, 9.59. The "Happy Station Programs," produced and presented by Eddie Startz, are scheduled Sundays *only* at 0530-0700, 21.48, 17.775, 15.22, 6.025 to Europe, Asia, South Pacific Area; 1100-1230, 15.22, 11.73, 6.025, to Europe, Near and Middle East; 1630-1800, 11.73, 9.59, 6.025, to Spain, Portugal, South and Central America; 2130-2300, 11.73, 9.59, to United States-Canada.

Hong Kong—ZBW3, 9.525, noted 0530 with request program, weather reports; 0600 with BBC news relay. (Sanderson, Australia)

India—AIR noted signing on 0830 for Southeast Asia on 11.780, 15.190. (Pearce, England) Presents daily musical program 1000-1030 over 7.12, 11.79; a newscast is given 1030-1045 over 4.891, 4.94, 5.96, 7.716, 9.59, 11.915; is best on the 25- and 31-m. outlets. (Gade-Joergensen, Denmark) Heard at weak level on 11.940 with news 1030-1045. (Lane, Wyo.) Noted on 4.94 at 1300 with native program, good level in Britain. (Catch)

Indo-China (Vietnam)—*Radio France-Asie*, 9.754A, noted with usual good signal opening in *English* for Europe 1730. According to schedule from the station, *English* is radiated 1730 on 9.750 to Europe; 1830 on 7.230 for Southeast Asia; 2030 on 11.935 for India; 0400 on 15.430 for Australia; 0900 on 11.935 for India; "*French by Radio*" is Tue. and Fri. 0515 on 15.430 and 0915 on 11.935; *Listeners' Letterbox* and request programs Fri. 0400 on 15.430, 0930 on 11.935. (Pearce, England) Heard on 11.935 with popular music 1015-1030. (Lane, Wyo.) "*La Voix de Vietnam*," 9.620, Saigon, noted 0500 with Vietnamese program, news and music. (Sanderson, Australia) Hanoi has moved from 6.190 to 6.165, heard in Sweden by Engberg around 0900. (Radio Sweden)

Iran—A New Zealand DX-er reports *Radio Tabriz*, 6.092, with *English* 1545, (*Radio Amateur*, London) EPB, 15.100, *Radio Teheran*, still noted with short *English* newscast 1500, music to 1515, then in Russian when the station is badly jammed; closes 1530A with march. (Ferguson, N. C., others)

Shirac was logged recently in Sweden on 7.960 in Persian 1130-1230; poor level. (Engberg)

Iraq—*Radio Baghdad*, 11.724, is still heard in Sweden with *English* 1415-1500 sign-off. (*Nattugglan*, Sweden) This one can be heard with weak to fair level signing on around 2300 in Arabic session. (Bellington, N. Y., others)

Ireland (Eire)—Experimental transmissions continue with news at 1330 on 15.120, at 1710 on 9.595. (ISWC, London)

Although the foregoing schedule is "claimed" by the station's officials (in a recent letter to Saylor, Va.), both Bellington, N. Y., and Kary, Pa., re-

cently heard *Radio Eirrean* with its newscast around 1610-1630 on 15.120A; was heard recently on this channel by Saylor, Va., with news 1330-1345A. By this time may have reverted from Irish Summer Time, in which case the newscasts should be on the air daily at 1230A and 1610A.

Israel—Kol-Israel, 9.010A, noted with news 1415-1430 in parallel with 6.830; announces next *English* news for 0545 on 9.010A and 6.830; Kol-Zion program in *English* heard 1515-1600 closedown on 9.010A; French 1430-1515; asks for reports to P. O. Box 754, Jerusalem, Israel. (Pearce, England)

Italy—Rome noted with news for North America 2145 on 15.400; announced 11.905, 11.810, 9.710 in parallel; but more recently was heard on 9.57A instead of 9.71. (Scheiner, N. J.) Fair on 11.810 for this news period. (Baetz, Ill.) And on 11.905. (Sanderson, Australia) Heard on 15.400, good level, with news 0400, woman announcer. (Saylor, Va.) Heard in *English* 1320 on 11.81, announcing 15.400 as parallel. (Scheiner, N. J.)

Italian Somaliland—This country is now called Somalia; by 1959 will be an independent country, similar to Ethiopia. (Bellington, N. Y.) *Radio Mogadishu* was measured recently by Catch, England, as 7.3855, quite good signal 1215-1300 closedown. Pearce, England, also notes this one audible from around 1215 with popular music, dance music, songs, and with news in Italian 1225-1235.

Ivory Coast—*Radio Abidjan*, 7.210, now uses 1 kw.; heard in Britain 0730 with press and news review in French, closes 0800 with call "Ici Abidjan;" verified within 12 days. (ISWC, London)

Jamaica—*Radio Jamaica*, 4.950, noted from around 2045; at 2100 relays BBC news. (Hord, Ind.)

Leaves the air 2302 after playing "Good Save the Queen." (Kary, Pa.) Good level in N. Y. at 2100. (Machajewski) Heard 0530 with music. (West, Va.)

Japan—*Radio Japan*, 11.705, noted 0015-0025 with native music and *English* announcements by woman—in beam to North America. (Lane, Wyo.) Heard on 7.180 with news 0600, parallel 6.069; on 9.675 in *English* 0700 in parallel with 11.705. (Sanderson, Australia) The Home Service is noted at fair strength around 0520 on JKH, 7.2575, Yamata; has much drama and/or native music; announces either "NHK" or "Nippon Hoso Kyokai." On the hour, a time signal of three dots and a dash is given; appears to have home news in Japanese 0600. (Kary, Pa.)

Kenya Colony—Verification from Forces Broadcasting Service, East Africa Command, Nairobi, Kenya Colony, Africa, gives this schedule—weekdays 2200-2400, 0430-1500; Sundays and public holidays 2300-1500; uses 1420 kc. and 7.265. (Oskay, N. J.)

Luxembourg—*Radio Luxembourg*, 15.350, noted signing off in Flemish

AUCTION SALE

Radio Receiving Tubes

A. J. WILNER, AUCTIONEER, WILL SELL ON WEDNESDAY, NOVEMBER 12, 1952 at 11 A.M. on PREMISES 472 BROAD ST., NEWARK, N.J., 2nd FLOOR, ENTIRE STOCK OF RADIO RECEIVING TUBES, SPECIAL PURPOSE TUBES, EQUIPMENT, OFFICE FURNITURE, ETC. REMOVED FOR CONVENIENCE OF SALE FROM STANDARD ARCTURUS CORPORATION.

Approximately 500,000 Tubes
Most Tubes are Cartoned—75% are JANS
ALL BRANDS—RCA, GE, SYLVANIA, ARCTURUS, TUNGSOL, HYTRON, ETC.

TYPE	QUANTITY	TYPE	QUANTITY
0A2	1878	65K7GT	2943
0B2	2753	6M8GT	427
0Z4	1101	6SQ7GT	61
0Z4G	7754	6U4GT	1875
01A	360	6U7G	1252
1A5GT	1000	6V6GT	1000
1A6	338	6W4GT	2486
1B5	213	6W7G	187
1C6	381	6X4	2982
1D5GP	524	6X5G	324
1C7G	384	7C4	10727
1E7G	327	7E5	3716
1E7GT	148	12A5	190
1F4	517	12A6	27000
1F5G	251	12BA7	6216
1G4GT	244	12AV6	209
1G6GT	900	12C8	7989
1H5GT	1000	12F5GT	1052
1H4G	1812	12H6	3789
1H6G	209	12J5GT	4272
1H6GT	190	12K8	9238
1G6G	1300	12Q7GT	1039
1J6GT	301	12SR7	386
1L4	12608	12Z3	332
1L5G	351	14A4	291
1LA4	124	18	339
1LC5	249	19	759
1NSGT	1000	19B6GG	4672
1U4	791	22	373
2E5	560	27	190
3B7	2221	30 Spec	65
3D6	1900	31	227
3Q4	4333	32	741
6A6	775	33	998
6AJ6	2730	34	483
6AL5	415	35	1391
6AS5	234	36	1083
6B5	2282	37	958
6B8G	1422	38	3866
6B8	4178	39/44	50,000
6BQ6GT	913	46	347
6CB6	2698	49	151
6C8G	241	50	188
6J7G	305	50C5	480
6J8G	181	55	180
6L5G	284	56	316
6P5GT	947	57	67
6R7	200	58	445
6R7G	221	70L7GT	1345
6R7GT	394	71A	649
6S4	256	77	3889
6S7	337	79	113
6SD7GT	7958	81	359
6SN7GT	1000	82	288

Tens of Thousands Other Tubes Not Listed

50,000 Special Purpose Tubes Including:

100-T-H • 705A • 866A • 395A • 394A • 869B • 814 • 872A • 359A • 25Z6WGT • 2J32 • 211 • FG17 • 2050W • OD3W • 5CP1 • 3C29 • 3B25 • 6AL5W • OR3W • 5BP1 • 719A • 3B28 • 6H6WGT • 2AP1 • 2050 • 2D21 • 5R4WGY • 3GP1 • 2051 • 122 • B5101 • 3C31 • 884 • 1Y2 • 2D21W • C1B • 885 • 5594 • 4B32

200,000 Assorted Cartons and Fillers

Up-To-Date Customer Mailing List with Plates and Machine

Equipment Used by Standard Arcturus Corporation
Tube Testers, Branding Equipment, etc.

INSPECTION—10 A.M. to 4 P.M.—
Tuesday, November 11, 1952

Modernize
your test bench

get laboratory
precision at
lowest cost — at

FEDERATED!

Order your EICO KITS from
any one of our 5 great
stores — today! Write
now for latest EICO
CATALOG—It's free!

EICO

COMPLETE TV
SERVICE LAB
IN KIT FORM

only \$201.60

You build EICO KITS
in one evening, but
they last a lifetime!
and you save
50%

565-K 20,000 Ohms/Volt MULTIMETER KIT \$24.95. 31 ranges. DC/AC/Output Volts: 0-2.5, 10, 50, 250, 1000, 5000. DC Current: 0-100 μ A; 10, 100, 500 mA; 10 A. Ohms: 0-2000, 200K, 20 meg. 5 DB ranges: -12 to +55. Large 4 1/2" 50 μ A meter movement. High-impact Bakelite case.

360-K TV-FM SWEEP GENERATOR KIT \$34.95. All TV-FM alignment frequencies, 500 kc-228 mc. Varner dial: center of each of 13 TV channels marked on panel. Sweep width variable 0-30 mc. Xial marker oscillator, variable amplitude. Phase control. Latest tubes: 6X3, 2-6J5, 7193, 6C4.

425-K 5" Push-Pull OSCILLOSCOPE KIT \$44.95. Undistorted vert. & hor. amplifiers. Sensitivity: 0.05-0.1 rms v./in. Range: 5 cps-500 kc. Sweeps: 15-75,000 cps. Provision for external sync., Z-mod., direct input. 2-5Y2 & 6" CRT.

221-K VACUUM TUBE VOLTMETER KIT \$25.95. 15 ranges. Dual triode balanced bridge. 475 μ meter, can burn-out circuit. 1% resistors. DC input

320-K SIGNAL GENERATOR KIT \$19.95. FM/AM alignment TV marker & TV tubes. Large 4 1/2" meter. Illuminated "Speed Dialchart". 2 grid caps. Short & open-element tests. Spare new-tube socket. Protective overload bulb. Electronic rectifier.

625-K TUBE TESTER KIT \$34.95. Tests every element of all conventional & TV tubes. Large 4 1/2" meter. Illuminated "Speed Dialchart". 2 grid caps. Short & open-element tests. Spare new-tube socket. Protective overload bulb. Electronic rectifier.

50AS IONOSAI

Federated Purchaser, Inc.
66 Day Street New York 7, N.Y. Digby 9-3030

SOLE SOURCE OF SUPPLY
911 S. Grand Ave. 925 Northampton St. 1115 Hamilton St. 114 Hudson St.
Los Angeles 15, Cal. Easton, Penna. Allentown, Penna. Newark 4, N.J.
Trinity 1761 Allentown 3-7441 Allentown 3-7405 Market 3-9035

Save \$\$\$ On These TV BUYS OF THE YEAR

Rocket DIRECTRONIC MOTORLESS TV ANTENNA



360° Electronically Switched Beam

- No Motors
- No Roof Orientation
- No Electric Power
- No Ghosts

AX-599 Direc-**\$16.95**
tronic. As shown.

Flick of Switch Clears Picture Instantly. Provides same clear pictures as rotating aeri-als costing 4 times as much. Electronically beams in all directions with full 360° rotation. You select direction with Direc-tronic Beam Selector located at set. Model AX-599 stacked array includes 18 hi-tensile aluminum elements, 1 set connecting stabs, Universal U-Clamps for mast, Direc-tronic Beam Switch, and 75-foot of TRI-X lead-in. **\$10.35**
Model AX-59 Direc-tronic 9-element Single.

ROCKET 5 ELEMENT YAGI EXCELLENT PICTURES IN FRINGE AREAS

Designed for high gain with minimum interference from ground and noise due to di-rective pattern. Pro-duces clear sharp pic-tures. 5 heavy alu-minum elements include one folded dipole, one re-flector, three directors. Strong molded insulator. Non-slip mast clamp. Completely pre-assembled, less mast.

Channels 2 or 3	ca. \$7.95	Channels 4, 5, or 6	\$6.95
7 to 13	\$3.95		

When ordering specify exact channel number desired.

Rocket SUPER-GAIN YAGI 8 ELEMENT TV ANTENNA

Designed for most pictures in ultra-fringe weak signal areas. Array consists of one folded dipole, one reflector and six directors.

Channels 7-13	\$7.95	Channels 4, 5, or 6	\$12.95
Channels 2 or 3	\$15.95		

Perfect Pictures in Fringe Areas

Rocket SUPER-FRINGE ANTENNA

FOR ALL CHANNELS

This truly sensational TV antenna is THE ANSWER to super-fringe area reception. Twenty-four driven elements provide a bal-anced all-channel di-rectivity that produces astounding results at 125 or more miles from transmitter. For the ultra-fringe location, we strongly recommend this powerful antenna as the "Finest All-Channel TV Antenna On The Market Today"

- 29 Anodized Aluminum Elements (guaranteed against staining or tarnishing)
- Solid Cast-Aluminum Back-up Blocks
- Flexi-glass Hi-dielectric Insulators
- Aluminum Washers and Stand-offs
- Cadmium-plated Nuts & Bolts
- 3/4" Dowel Pins
- Light Weight—no thrust bearing required on Rotor for average installation
- Size: 92" wide—80" high

LOOK AT THESE AMAZING FEATURES

- Clears pictures up to 125 miles and more from station!
- 12 driven elements on high band!
- High gain-low noise ratio!
- One transmission line!
- Total weight only 8 lbs.!

Contacts—5 element array **\$3.95**
Stacked 2 Bay array with tie rods **\$6.55**

LOWEST PRICES ON ANTENNA ACCESSORIES

Mast Steel (Dualcoated 5' crimped) 1/4" O.D.	\$1.00
Mast Steel (Dualcoated 10') 1/4" O.D.	1.95
Mast Connectors for 1/4" O.D. mast	1.25
Chimney Mount Complete with Straps	1.15
Peak Roof Saddle (will take up to 1 1/2" O.D.)	1.25
Lightning Arrestor-TV	1.25
Galvanized Steel Guy Wire—6/20	3.45 ft.
Galvanized Steel Guy Wire—11/20	12.25 ft.
Rocket Twin-Lead—7/28 stranded	2.45 ft.
100 Mil Lo Loss 10 strand Twin Lead	4.45 ft.
Rocket Open Line Twin-Lead (500' reel)	20.95
Mast Stand-off Insulators—3"	.15
Stand-off Screw Insulators—3"	.13
Wall Bracket—6" clearance	1.45
Wall Bracket—12" clearance	2.45

ALL PRICES F.O.B. CLEVELAND, OHIO
Do not remit more than complete purchase price. Pay shipping charges on receipt of goods. 25% deposit on C.O.D. orders, please. Money-back guarantee.

National Electronics OF CLEVELAND

THE HOUSE OF TV VALUES

111 DELCO BUILDING, CLEVELAND 3, OHIO

whatever means are found necessary, within 30 days of the time knowledge of the interference is first brought to his attention by the Commission; and vertical polarization is used.

During the term that these proposals are being considered, the FCC declared, all grants made under the existing rules will be made on a temporary basis and will expire 90 days after the rule-making proceedings have been concluded. At that time, those holding authorizations will be eligible to apply for the normal licenses.

A HISTORIC RECIPROCAL RADIO CONVENTION between Canada and this country has become an official law, and hams, mobile operators, and aircraft radio operators, too, now have striking border-entry privileges.

According to the terms of the convention, which was originally ratified last year, citizens of this country holding air pilot and radio operator's licenses can now operate radio gear on aircraft registered in Canada and being flown in either country. Mobile radiotelephone stations licensed here and installed in police, fire and other such vehicles, as well as trucks, trains, buses, taxicabs, etc., regularly engaged as public carriers of persons or goods between the two countries, will hereafter not be required to cease operation when entering Canada. In addition, mobile radiotelephone units installed in private cars and other vehicles connecting with public telephone service, will now be able to continue operation in Canada, and also obtain telephone service through Canadian telephone companies, where available.

American hams, according to the treaty, can now enter Canada with equipment and operate it in their cars or summer homes, during their stay in Canada.

The convention, which will remain in force for a minimum of five years, requires that U. S. citizens obtain a radio permit, before entering Canada, from the Telecommunications Division of the Department of Transport, Ottawa. Canadian citizens will also be obliged to obtain entry permits from the FCC in Washington.

MORE THAN 5000 hams enrolled in Civil Defense in fourteen northeastern states conducted an exciting 24-hour test exercise, during the first days of Fall, in the first large-scale test on the seven channels allocated to CD ham networks. The exercise was based on a theoretical simultaneous bombing of several major cities of the industrial heart of the nation.

Prior to the test, N. Y. State's CD Director, Lt. Gen. C. R. Huebner, told a representative group of amateurs that the lack of sufficient emergency CD communications channels, revealed during recent CD test exercises in all major N. Y. State cities, accented the role amateur radio networks will have to play in saving lives and damage after an enemy attack. The General

pointed out that in a recent major test in an upstate city in New York, a theoretical bomb burst temporarily immobilized telephone communications through most of the city and in the control center, throwing the burden of initial emergency communications largely upon the ham networks.

Ham radio officers were urged by Gen. Huebner to plan immediately to achieve the proper use of allocated frequencies, so that maximum use could be made of those available for this vital service.

HIGH-FREQUENCY RADIO may eventually link continents, recently viewed Haraden Pratt, advisor to the President on communications, during a talk at the Centennial of Engineering in Chicago.

In his opinion a . . . "world-wide system could be visualized, connecting the hemispheres via the Bering Strait, as once was planned for a wire line between New York and Moscow, and perhaps some day Africa and Europe, as well as North and South America areas will so be interconnected."

Pratt pointed out that . . . "relay or reflection methods using the moon or an artificial satellite to provide routes for ultra-high frequency transmissions are interesting possibilities, but unfortunately the lunar cycle interferes, and how to establish and control platforms in space is yet to be learned."

Declaring that high-frequency methods could permit any country to communicate with almost any other, virtually without regard for distance, Pratt noted that this facility has made . . . "radio communication a national asset, and in this time of growing nationalism, it is unlikely that any new method that takes this advantage away could be established."

The President's advisor pointed out that future developments . . . "are more likely to be in the direction of organizing the flow of communications over routes where the troublesome effects of natural disturbances to wave propagation will be at a minimum, and the improvement of automatic operational methods, as have been developed in wire transmission."

Pratt's comments on global communications recalled the prophecies of Brig. Gen. Sarnoff who, upon returning from a trip abroad, declared that he felt that during the next five years . . . "we may expect to see television established on an international basis" . . . so that viewers here will be able to see events as they happen in Europe and the Mediterranean world.

A 700-TV STATION network, extending from the North Cape, well in the Arctic Circle, to Tunis and Morocco in the south and from Turkey in the east to Iceland in the west, proposed during a 21-nation meeting in Stockholm recently, strongly confirmed the earth-circling possibilities suggested by Pratt and Sarnoff.

NOW!



— a **T.V. TEST PATTERN**
Whenever you WANT ONE

USE the **UTL CROSS-BAR GENERATOR**

TESTS VIDEO AMPLIFIER LINEARITY and PICTURE TUBE PERFORMANCE

MODULATES YOUR T.V. SIGNAL GENERATOR FOR OVER-ALL TEST OF T.V. RECEIVER

\$29.50 COMPLETE WITH SHIELDED LEADS

SIMPLE and EFFICIENT for T.V. ALIGNMENT

HERE'S WHY YOU'LL LIKE IT...

- ☆ Makes horizontal and vertical linearity, width, height and centering tests.
- ☆ Checks relative gain of video stages; isolates defects in video amplifier.
- ☆ Tests performance of kinescope directly.
- ☆ Checks overall image reproduction when used to modulate TV signal generator.
- ☆ Uses sync impulse of receiver to insure steady cross bar pattern.
- ☆ No removal of chassis necessary; special leads connect to tube pins.

Send for free folder No. 32 — Ask your distributor about it.

UNITED TECHNICAL LABORATORIES
ENGINEERS MORRISTOWN, N. J. MANUFACTURERS

IT'S A SHAME to throw away that beautiful old Console . . . replace the obsolete radio with a modern, easily-installed



ESPEY AM/FM CHASSIS
and your console is "right-up-to-date"



It is not necessary to spend a large sum of money to modernize your old radio or to become a "High Fidelity" enthusiast. ESPEY chassis provide the Highest Quality at moderate prices.

Fully licensed under RCA and Hazeltine patents. The photo shows the Espey Model 511-C, supplied ready to play. Equipped with tubes, antenna, speaker, and all necessary hardware for mounting.

NEW FEATURES—Improved Frequency modulation circuit, drift compensated • 12 tubes plus rectifier, and pre-amplifier 12AT7 tubes • 4 dual purpose tubes • High quality AM-FM reception • Push-pull beam power audio output 10 watts • Switch for easy changing to crystal or variable reluctance pick-ups • Multi-tap audio output transformer supplying 3.2—8—500 ohms.

Write Dept. RN-11 for literature and complete specifications on Model 511-C and others.

ESPEY Makers of fine radios since 1928
MANUFACTURING COMPANY, INC.
628 EAST 72nd STREET, NEW YORK 21, N. Y.

ROSE Saves You Up to \$50 on These Brand New Decorator TV Cabinets.

For 17", 19", 20" and 21" Picture Tubes—630 or Other Chassis

Every beautiful cabinet is richly finished of hand rubbed mahogany and made by our own cabinet makers. They are custom styled, guaranteed new and perfect. Includes safety glass, mask and mounting brackets. Cabinets are also available with blank control panel to fit any chassis.



Model 100: Original list, \$79.95. **Now only . . . \$38.50**

Model 200: Original list, \$99.95. **Reduced to \$45.50** →
Blonde finish, add \$10

CONVERT YOUR OLD TV SET
To 17", 20", 21", or 24" PICTURE TUBE

Complete conversion kit to match your set. Wonderful new kit comes complete with all parts and diagrams necessary to easily convert any set to larger tube size. Kit includes:

- 70° Cosine yoke
- Matched hi-voltage transformer
- Width coil
- 20,000 V. condenser
- Kit of resistors
- Diagram & instructions

Dealer Net: **\$9.95**

Complete Kit
Be sure to send us make and model of your set for matching conversion kit.

TODAY! Write for new fall catalog with hundreds of savings—tubes, parts, accessories for TV and radio, also test equipment.

Lowest price on new 1953 **630-DX CHASSIS**

With new Cascade tuner, 30-tubes, for 16" to 24" picture tube. Adaptable for color and UHF.

FREE Channel Strips for UHF in locales where UHF is transmitted this year.

For extra long range and finest reception up to 200 miles without a booster. Can't be beat for price or quality.

\$144.50 (incl. Fed. Tax, less CRT)

RMA Guaranteed. Factory wired, tested and ready to play. Includes 12" speaker, hardware and knobs.

Universal Mounting Brackets, \$5.95
FREE! New trouble shooting book with every chassis!

Great Savings on Nationally Known **PHONOGRAPHS**

We've Cut Prices to the Bone!

Genuine MOLDED CONDENSERS
Fresh Stock! All mineral oil filled—Fully molded—100 Centigrade—Meets Jan. C91 tests—GUARANTEED All 600 Volts

Cap.	per 10	per 100
.001	\$.79	\$6.90
.002	.79	6.90
.005	.79	6.90
.01	.89	7.90
.02	.89	7.90
.05	1.09	9.90
.1	1.25	11.50

May be assorted in 100 lots

5 Tube, AC/DC Superhet RADIO



Table model radio of famous make with illuminated dial, glistening plastic cabinet, automatic volume control. Licensed by RCA.

- 5-Tubes, incl. rect.
- AC/DC superhet, circuit
- Alnico V speaker
- 540 to 1650 KC (560 to 182 meters)
- 6 tuned circuits
- Built-in loop antenna

\$15.95 ea. Dealer Net: **\$14.95 ea.** Lots of 4

TH Rose COMPANY
102 Park Place, Dept. R-11, New York 7, N. Y., Cortlandt 7-6195


Enjoy "LIVING SOUND" with a

McIntosh

Build your custom installation around the world's finest amplifier!

Unquestioned in its superiority, the McIntosh 50-watt amplifier reproduces every sound source without adding to, or subtracting from, the original. Only the McIntosh, with its unique, patented design, can reproduce your musical library with less than 1% harmonic or inter-modulation distortion, over the entire audible range, and at full power.

Listen to the McIntosh at your dealer's compare it with any amplifier at any price — for only then can you judge the truly superior quality of the McIntosh! Write today for free catalogue and name of nearest dealer.



50W-2 Amplifier
50 Watts (Peak: 100)

MCINTOSH LABORATORY, INC.
322 Water St., Binghamton, N. Y.

According to the program, which would be spread over a period of 10 years, two bands would be used: 41 to 68 and 174 to 216 megacycles. Participating countries include Great Britain, Austria, Belgium, Vatican City, Denmark, Spain, Finland, France, Greece, Ireland, Iceland, Italy, Luxembourg, Monaco, Norway, the Netherlands, West Germany, Yugoslavia, Sweden, Switzerland, and Turkey.

Plans for broadcasting on the very-high bands also reviewed during the meeting, provide for the eventual installation of over 2000 stations within an area as broad as that proposed for TV.

TV BROADCAST revenue climbed to a new high in '51, Washington reported in its annual financial analysis of station operation. After a peak loss of \$25.3 million in '49 and a further loss of \$9.2 million in '50, the telecast industry earned income for '51 was \$41.6 million, based on a total revenue of \$235.7 million, which was more than double the '50 total, and almost seven times that earned in '49.

For the first time, networks, including 15 owned and operated stations, derived a greater proportion of their total broadcast revenues and income from TV, than from standard broadcasting operations.

Of the 106 TV stations, including all but two stations for which complete data was not available, 92 reported profitable operations in '51, averaging \$330,000 income per station. Eight of the 14 losing stations were located in the two seven-station markets; New York and Los Angeles. Seven of the losing stations reported revenues in excess of \$1.5 million. Only one of the 40 TV stations located in one-station markets reported a loss in '51.

In '52, it has been predicted, another record income will be reported, wiping out perhaps all losses in TV operations.

THE SHORTAGE of technically trained personnel in Great Britain has become so acute that the Ministry of Education has organized full-time three-year courses at five training centers. Students will be trained in the theory and practice of electronics, so that they will, on completion of the courses, be able to take their places at once as assistants to qualified research and development engineers.

Among the subjects to be studied will be counting circuits, radar techniques, basic electricity, radio measurements, television circuitry, optics, and picture tube design and application.

Progress in the program will be watched closely by educators and industry here, who have noted that perhaps a similar plan, adopted on an industry-wide basis, might help solve some of our engineering shortage difficulties, and provide a continuing flow of trained personnel, so urgently needed in government and industry today L.W.

**Flows
More
Freely!**



**World's Finest
3-Core Solder**

Now in one-pound
"Handi-feed" cartons!

ON YOUR JOBBER'S COUNTER

Take One!

Don't shed tears over a "dry" joint — prevent it! Use Ersin MULTICORE Solder, the original 3-core solder and the only solder in the world made with non-corrosive, extra-active Ersin Flux. Wets metals faster! Eliminates "high-resistance" joints! Bonds properly on difficult metals!



Multicore Sales Corp., 164 Duane Street, N. Y. Dept. R-11


Television "Snow"
(Continued from page 59)

each channel. Detailed descriptions of the cascade tuner have appeared in this magazine and elsewhere and its present wide use is conclusive proof of its advantages. Compared to the 24 db noise factor measured by the author on an RCA KRK2 (early 630) tuner, a cascade circuit in a production type Standard Coil tuner measured only 11 db noise factor on Channel 13. In the actual picture this meant that the "snow" was greatly reduced and while it could still be seen on weak stations, it was of much finer grain and therefore less objectionable.

In addition to these improvements in the r.f. amplifier, many TV sets suffer from other noise sources such as the i.f. and the video amplifiers. In some receivers the maximum gain through the i.f. section is so great that the shot effect becomes pronounced. Reducing the "B plus" voltage and assuring at least -.35 volt of a.g.c. bias at all times limits the gain somewhat but will also reduce the noise considerably. Running a video amplifier without bias and high plate voltage often causes regeneration. This may not be enough to wreck the picture entirely but can result in a picture like the one shown in Fig. 5. In such instances the voltages of grid, plate, and screen should be measured and compared with the recommended values in the tube manual.

The a.g.c. system of many receivers is designed to operate better on strong than on very weak signals and with suitable modification a better noise factor can be obtained. Fig. 6 shows an a.g.c. system operating on the average detected signal and featuring a variable delay. The purpose of the delay is to further reduce the bias on very weak signals. In effect it provides some manual control in addition to the automatic control. On very weak signals the bias on the r.f. and i.f. stages can be reduced to permit more gain and a better noise factor. This is especially desirable when average type a.g.c. is used, since in this system the bias depends on the average signal, including the noise. If no delay were used it would be possible for high noise values to maintain

Fig. 5. Effect of regeneration on picture.



NOW! AT TREMENDOUS SAVINGS!

MIKES and HEADSETS

- HS-33 Low Impedance Headset, exc. \$2.95 new \$4.95
- HS-23 Headset used \$2.95 new \$4.95
- CD-307 Ext. cord for HS 23-33 like new .79
- Throat Mike—T 30... New .98
- Lip Mike—Navy Type... New .98
- Extension Cord and Switch Assembly for Lip and Throat Mikes... New .98
- CW 49505 High Impedance headset complete with leather headband and rubber cushions. Used \$1.95 new \$5.95
- T-17, Microphone... used, ea. 5.95
- TS-10 sound powered HAND SET used, ea. 2.29
- HS-38... exc. \$1.95 new 2.49
- HS-30, miniature headset... used 1.49 new 2.49
- HB-7 Headband, used, exc. 1.25



DYNAMOTORS

14 Volt input—285 output.....	\$ 4.95
PE 103..... used exc.	19.95
DM 53A..... new	7.95
DY 16 APG 5..... new	5.95
PE 109..... new	89.50
BD 21..... used exc.	7.95
ED 77..... used exc.	8.50
ED 77..... new	39.95
PE 73..... used	8.95
PE 78..... new	75.00
DM 34..... used exc.	9.95
DM 35..... used exc.	19.95
DM 36..... used exc.	9.95
DM 37..... used exc.	14.95

MONTHLY SPECIAL SURPRISE PACKAGE

20 pounds of assorted radio parts. A \$1.95 real value at.....

DYNAMOTOR PE-101C

The best dynamotor for conversion to 6v. Multiple windings! After conversion you get choice of 190 or 350 v. at 50 MA or 250 v. at 100 MA. Complete dope sheet furnished. \$4.65 BRAND NEW (See "CQ" Aug. issue).....

SCR-274N COMMAND and ARC-5 EQUIPMENT

	AS IS (Less tubes)	EXC. USED (With tubes)	NEW
RECEIVERS			
BC-433—190 to 350 KC.....	\$10.95	\$23.95
BC-434—3 to 6 MC.....	4.95	11.95
BC-433—6 to 9 MC.....	4.95	11.95	\$16.95
TRANSMITTERS			
BC-437, 4 to 5.3 MC.....	4.95	6.95
BC-435, 5.3 to 7 MC.....	4.95	6.95
BC-439, 7 to 9.1 MC.....	10.95	14.95
ADDITIONAL EQUIPMENT			
BC-456 Modulator.....	2.25	2.75	5.75
BC-450 Control Box (3 Receiver).....		1.75	2.55
BC-451 Control Box (Transmitter).....		1.69	2.29
BC-442 Relay Unit, ANT With Condenser.....		2.79	3.50
Without Condenser.....		1.29	2.95
Plugs: PL-147, 148, 151, 152, 153, 154, 156 Each.....		1.25
Flexible Shafting with Gear to fit receivers.....		1.25	2.45
3 Receiver Rack.....		2.29	2.98
2 Transmitter Rack.....		2.25	3.97
Single Transmitter Rack.....		2.25	2.95
DM-32 Dynamotor for Command Set.....	2.25	3.25	7.95
DM-33 Dynamotor for Command Set.....		2.95	3.95
Shock Mts. for 3 Receiver Rack, 2 Trans. Rack, Modulator or Ant. Relay Unit.....		1.95	2.45

BROADCAST BAND & AERO

MN-26-C Remote Controlled Navigational Direction finder and communications receiver. Manual DF in any one of three freq. bands, 150 to 1500 KC. 24 V. Self contained dynamotor supply. Complete installation, including receiver, control box, loop, azimuth control. Left-Right Indicator, plugs, loop transmission line and flex. shafts. \$69.50 BRAND NEW

MN-26-Y 150 to 325 KC, 325 to 695 KC, 3.4 to 7 megacycles, comp. installation..... \$69.50

Receiver alone..... 35.95

MN-26-C alone, new..... 39.50

MN-26-C or MN-26-Y as is less tubes..... 13.95

With tubes, Used good..... 24.95

MN-20-E Loop, Brand New..... 6.95

MN-52 Crank drive, New..... 2.50

RT/34 APS 13 Transceiver used as a tail warning radar on 415 MC. Containing a 30MC IF Strip and various other parts, these units have been stripped of RF sections and all tubes but are an excellent buy if only for parts and IF Strip. Used..... \$4.95

BC 624 receiver (SCR 522), less tubes, 100 A 156..... used \$19.95

BC 625 transmitter (SCR 522) less tubes..... used 14.95

SCR 522 transceiver, complete in case with top bracket, less tubes..... 29.95

Transceiver—140-144 mc, 2 meter, used, excellent condition, less dynamotor, with tubes..... only 24.95

Closing Out All TUBES

161P4..... \$16.95	9002..... \$.59
16DP4..... 16.95	9003..... .98
14CP4..... 16.95	6AJ5..... 2.29
304TH..... 5.95	6AC7..... .69
304TL..... 5.95	4AP10..... .95
830B..... 1.69	5CP1..... 3.95
805..... 2.69	5BP4..... 2.95
9001..... .99	

WOUBLATOR

BUILD TV-FM-AM SWEEP GENERATOR

(See Dec. Radio & TV News)

You can build "Versatile Sweep Frequency Generator" with APN-1 magnetic units..... \$5.95

RT7/APN1 TRANSCIVER UNIT

Used as an altimeter, it may be converted for signaling control circuits, etc. Complete with 14 tubes and dynamotor they are in good used condition at the amazingly low price of..... \$17.95

Used, less tubes, with woblator..... 9.95

BC 604 FM TRANSMITTER

20-27MC used, exc..... \$12.95

MISCELLANEOUS EQUIPMENT

MS-49 to 56, each 39c

RM-29..... 8.95

FL 8 used, exc..... 1.29

BC 906 each..... 24.95

BC 347 each..... \$1.95

RL 42 each..... 3.95

BC433 less tubes..... 12.95

with tubes 19.95

SELSYN TRANSMITTER

Loop Motor and Autosyn Transmitter Assembly for matching to I-82 Indicator. Used, excellent condition. ONLY \$5.95 Complete with Indicator... \$14.95

AIRBORNE EQUIPMENT

Designed for Aircraft

WANTED!

All TS, APR, APS, ARC, ARN, ART, SCR, R89 and BC equipment... write today!

Quote lowest prices in your first letter

WRITE FOR PRICES

BC1033	BC376	MP10
BC939	BC638	LP21LM
APS13	RA42	TS167
ARN7	RA52	TS61
SCR269F&G	RTA1B	TS92
SCR619	TA2J	BC1277
BOONTON SIG.	UF1	BC191
GEN. I. 26 B	CRT3	BC1287
TS 100/AP	SCR510	APR-4

Shipments FOB warehouse. 20% Deposit on orders. Minimum order \$5.00. Illinois residents, add regular sales tax to remittance. Prices subject to change without notice.

Brand new in original packing. A TERRIFIC BUY AT ONLY..... \$159.50

SCR 625 Famous Army Mine-Detector

For Prospectors, Miners, Oil Companies, Plumbers, etc.

This unit is being offered now at a considerable reduction in price. Recently advertised at \$79.50 it is now available in the same brand new wrappings in suitcase style carrying case (less batteries) at

\$59.50 WHILE THEY LAST! Used, like new, \$39.50

RW ELECTRONICS

Dept. N, 1712-14 S. Michigan Ave., Chicago 16, Ill.
PHONE: HARRISON 7-9374

FREE

Pocket adding machine with operating instructions in English and Spanish given free with every order of \$5.00 or more. Offer expires November 30th, 1952.

FREE

AMAZING TUBE OFFER

All tubes are new & guaranteed for 90 days. Your money refunded if dissatisfied.

1A7GT . . . \$.99	6AU6 . . . \$.39	12B46 . . . \$.50
156GT88	6BA669	12B47GT72
11F5GT79	6BC539	12S47GT72
1K585	6C475	25L5GT75
1L567	6BG6 . . . 1.65	25L5GT75
1T469	6BQ690	25Z575
1X289	6C475	16W699
3Q485	6K6GT49	35Z555
10D6GT65	6SH779	80B565
3R4GY . . . 1.49	6SJ775	2016GT59
1U459	6SK775	0021.25
1V499	6SN759	0K21.25
1Y1GT45	61680	VR751.32
3Z375	6T875	VR901.23
5Z485	6V6GT65	VR1051.49
6X489	6V665	VR15099
6AG579	6X470	1N21D2.00
6AL598	12AT667	1N22B2.75
6AK582	6AR783	1N22C3.80
6AM523	12AU667	39-7L6.25
6AQ567	12AU785	888AX1.15
6AT565	12AX785	888AX1.15

115V POWER TRANSFORMERS 60 CY

58 V Half Wave, 3A	\$ 2.95
68 to 83 V Half Wave, 1.5A	1.25
300 V Half Wave, 0.2A	2.95
435 VCT 145 MA 6.3V 3A, 5V 3A	2.95
660 VCT 69 MA 6.3V 3.5A, 5V 2A	2.95
740 VCT 185 MA 6.3V 4.5V 3A	2.95
800 VCT 200 MA 6.3V 3A, 5V 3A	5.95
740 VCT 305 MA	4.95
750-600-0-600-750 VDC 225 MA	10.50
3600 VCT 350 MA	29.50
5400, 5800, 6200 VCT 110 MA	29.50

CHOKES

6 HY 50 MA	\$.39
9 HY 95 MA	1.15
15 HY 100 MA	1.95
7 HY 125 MA	1.49
8 HY 150 MA	1.95
6 HY 185 MA	2.35
10 HY 200 MA	2.75
3 HY 300 MA 70 ohms	2.99
8 HY 400 MA 110 ohms	5.55
8 HY 450 MA 80 ohms	6.50
6 HY 500 MA 35 ohms	7.25

115V FILAMENT TRANSFORMERS 60 CY

2.5 VCT 10A, 10 KV Insulation, Cased	\$4.50
5.0 VCT 3A, 2.5 KV Insulation	2.25
5.0 V 6A, 6.3 V 6A	3.95
5.0 V 12A, 2.5 KV Insulation	5.95
5.0 VCT 20A, 2.5 KV Insulation	6.85
5.0 VCT 30 A, 2.5 KV Insulation	7.50
6.3 VCT 1A	1.15
6.3 VCT 5A, 2.5 KV Insulation	2.25
6.3 V X 6.3 V, ea. at 4A	2.45
6.3 VCT 6A, 2.5 KV Insulation	3.15
10 VCT 10A, 2.5 KV Insulation	6.00
32 V 1A	1.59

FUSES

2A 3AG	100/\$2.49	30A	4AG	100/\$2.45
10A 3AG slo-blo	100/3.95	35A	4AG	100/2.75
10A 4AG	100/2.45	40A	4AG	100/2.75
15A 4AG	100/2.45	50A	B	100/1.99
20A 4AG	100/2.45	100A	B	100/1.99

TV COLOR ADAPTER converts sweep frequencies of present TV sets to requirements of color sweeps to permit viewing on black and white receivers. Unit comes housed in attractive brown cabinet, completely wind ready to operate, including cables and simple instructions, \$1.79 each. **\$2.99**

SIGMA SENSITIVE 5 Prong Plug in relay, polarized coil 3000 ohms D.C. operates on 2-4 MA SPDT contacts. Ideal for use with electric eye, control of model hobby equipment, etc. May be used directly in plate circuit of amplifiers, etc. Removable dust cover permits finer adjustment of contacts. \$2.95 ea. **\$12.50**

SHY 300 MA CHOKE, 70 OHMS, 2 22316, KV insulation, new \$2.99. 10 for... **\$25.00**

ZA GLIDE PATH RECEIVER, NEW, BLACK CRACKLE ALUMINUM CASE 6"x7"x12", complete with shock mount, (3) 6C6 tubes, resistors, capacitors, etc. Ideal for building test equipment, mobile x-mitters, etc. **\$3.95**

ZA CROSS POINT LANDING INDICATOR (cay 22316), contains 2 (o-200ua) meter movements, new **\$2.95**

ZA BAND PASS FILTERS, 60, 90 or 150 cy. each. **\$1.25**

MOBILE VHF ANTENNA MFD. BY G. E. 152-162 MA, complete with 12 ft. RG58U Coax cable, removable antenna rod, mount, 831SP (PL-259) Coax connector, installation hardware and instructions, new \$2.45. 5 for... **\$9.95**

115V POWER SUPPLY KITS 60 CY
A 660VCT 95 Ma. 6.3V 3A, 5V 2A; 8 HY 100 MA CHOKES (2 ea.); 8x8 MFD 600 VDC OIL CAPACITORS. **\$6.50**

C PLATE TRANSFORMER 740VCT 805 MA; 5V 6A x 6.3V 6A DUAL FIL. TRANSFORMER; 4.6 HY 310 MA CHOKES (2 ea.); 8x8 MFD 600 VDC OIL CAPACITORS. **\$12.50**

D PLATE TRANS. 750-600-0-600-750 VDC 225 MA; 8 HY 250 MA CHOKE (2); 6.8V 4A 6.3V 4A DUAL FIL. TRANSFORMER; 5V 3A FILAMENT TRANSFORMER; 2 MF 1.5KVDC & 4 MF 1KVDC OIL CAP. **\$22.50**

POLY TECH

Dept. 113, 919 Dawson St., New York 59, N. Y. Send for Bulletin Murray Hill 6-2650

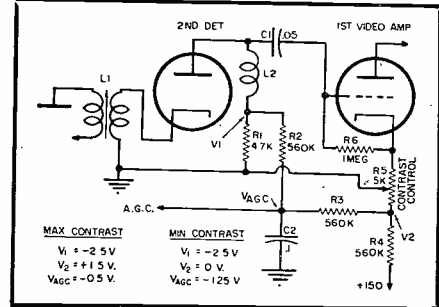


Fig. 6. Typical a.g.c. with variable delay.

so much bias that the gain of all stages would be reduced, further cutting down the desired signal. By adding the manual control it is possible to overcome the effect of noise on the a.g.c. bias and get more gain for the desired signal. In some receivers the delay is connected into the circuit by means of a separate "fringe" switch.

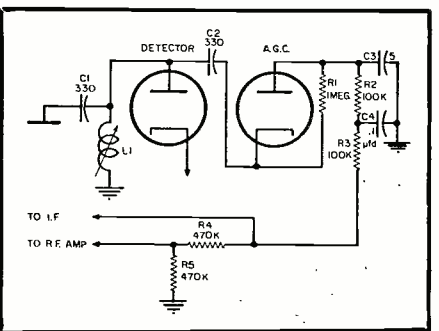
Another frequently used scheme to get better noise factor through the a.g.c. system is shown in Fig. 7. Here peak detection is used to obtain the a.g.c. bias. While there is no delay in the circuit as shown here, the amount of bias supplied to the r.f. amplifier is half of that sent to the i.f. grids. In some measure the result is similar to the previous case. The r.f. stage can have more gain at all times than the i.f. stages because only half of the developed a.g.c. bias is applied to it.

Reducing Noise

The various noise reducing measures mentioned up to now are generally already built into the TV receiver. While it is important for the technician to know their operation and their effect, it is often desired to correct "snow" on a set lacking all of these features. The following are suggestions for reducing "snow":

1. Check to see if the antenna is the best type for that particular location.
2. Check antenna connections and transmission line for cold solder joints. Their presence means a high resistance and therefore a source of noise.
3. Check for mismatch at the antenna and the receiver ends of line.
4. Reduce bias on r.f. amplifier by connecting a 220,000-ohm resistor from bias lead to ground.
5. Reduce the "B plus" for several

Fig. 7. Peak type of a.g.c. with less bias to the r.f. amplifier than to i.f.'s.



REK-O-KUT
 Presents the New Model B-16H
THREE SPEED, 16"
Transcription Turntable

For the BROADCAST and RECORDING STUDIO

The Model B-16H employs entirely new elements of design, with operational features suggested by leading engineers in the field. Dimensioned as a replacement for your obsolete 2-speed table. Present consoles can, with slight modifications, house this unit. The base is drilled and tapped for mounting Audak, Grey and Pickering arms.

- MOTOR: Hysteresis Synchronous
- TURNABLE: 16" Cast Aluminum, Lathe turned
- SPEED CHANGE: Instantaneous for all 3 speeds
- 45 RPM ADAPTER: Disappearing type, built into hub of turntable.
- SPEED SHIFT: Mastermatic, self-locking.
- MODEL B-16H.....\$250.00 NET

Write for detailed literature.

REK-O-KUT CO.
 38-05 Queens Blvd., Long Island City, N. Y.
 EXPORT DIVISION: 438 Broadway, N. Y. C. 4, N. Y.
 Canada: Atlas Radio Corp., Ltd., Toronto 28, Ont.

proved SUPERIOR!

Rohn TV TOWER

Better reception—with Rohn, you have proper antenna height. Especially for UHF reception, it is necessary to have antenna elevation to get away from signal interferences. Rohn Towers can give this height best—and most economically.

Long-Life—Sturdy, durable—Made of tubular steel, electric welded—in 10 ft. sections. Permanent, rust-resistant finish. Can be climbed for service work.

Beauty—Neat and trim—no guy wires needed up to 50 ft. Easily and quickly installed in small concrete base.—Takes less than 2 hours to erect.

Get full details on Rohn Towers—that have every feature proved to be of value! Sell with confidence—sell Rohn!

MANUFACTURING COMPANY
 2108 MAIN ST., DEPT. RTN, PEORIA, ILL.

Manufacturers of Antenna Towers for TV, Police and Industrial Services

JOBBER INQUIRIES INVITED, WRITE, WIRE or PHONE Collect TODAY

Manufactured exclusively by

or all i.f. tubes to about 135 volts. Use a suitable series resistor and bypass with a .01 μ fd. condenser.

6. Substitute a 6AK5 for 6AG5, 6BC5, or 6CB6 r.f. amplifier.

7. Add some delay to the a.g.c. by connecting a large resistor from "B plus" to a.g.c. Be sure that the bias is no less than .3 volt negative.

8. Check for possible regeneration tendencies in video amplifier.

9. If possible, try a new cascade tuner.

10. Try connecting a cascade type booster between the antenna and set.

The ten steps mentioned are intended as a guide to the technician in approaching the "snow" bound TV set. In each instance a different remedy may be best and by understanding the sources of noise or snow and the theory of noise in general it will be possible for the technician to judge each case individually and then decide which measures will help most. Often a combination of different things will improve noise, each contributing a small part, sometimes so small that the improvement is hardly noticeable. In a fringe area, however, every little improvement helps and the sum total often spells the difference between just snow and a usable picture. -30-

New Tape Recorder (Continued from page 49)

grids of the triode bias amplifier, which, in turn, feeds the record head from the secondary of a transformer loading the plates. Suitable trimmers balance the circuit and assure a bias waveform of low distortion.

The record amplifier is a push-pull triode, as is the line amplifier. The line amplifier, with its +10 vu output to a 500/600 ohm line, may be switched to bridge the input signal or the tape, permitting A-B comparison of the performance of the recorder. It also permits simultaneous use of the equipment for recording and feeding the line directly from the signal.

The metering circuit is a v.t.v.m. type, being switched to read input level, output level, and bias level. A zeroing adjust is provided to correct for tube and other possible variants. The circuit is heavily damped and is designed to approximate the action of a standard vu meter with some added sensitivity to short peaks.

Construction of the amplifier is on a steel chassis with full access to all components when the back dust cover is removed. Some of the adjustments include: meter adjust, erase balance, noise null, bias level, and playback treble equalization.

The equipment is designed so that it may be easily transferred from relay racks to portable cases. The backs of the cases are demountable and provide full access to the recorder from the rear. Operation may be either vertical or horizontal with no modification required. -30-



AN/ARC-5
R-28/ARC-5 RECEIVER 100-156 MC. With tubes. Like New..... **\$49.50**
T-23/ARC-5 TRANSMITTER 100-156 MC. With tubes. Like New..... **\$17.50**
BOTH UNITS FOR ONLY..... **\$92.50**

SCR-625 FAMOUS MINE DETECTOR
For prospectors, miners, oil companies, plumbers, etc. New. **\$59.50**
WHILE THEY LAST!
DY-12 V. DYNAMOTOR
For converting command receivers to 12 V. operation. Prices on request.

Check these Items - Write for Prices!

- BC-733-D LOCALIZED RECEIVER. Complete with tubes and crystals.
DM-53-A DYNAMOTOR for above.
FT-293 MOUNT for 733
BC-732 CONTROL BOX for 733.
ARN-7 Complete installation.
SCR-269-G Complete installation.
BC-639 VHF TUNABLE RECEIVER 100-156 MC.
SCR-522 VHF. Complete installation.
SCR-517B AIRBORNE RADAR COMPONENT PART.
- R89/ARN-5 GLIDE PATH RECEIVER.
R57 GLIDE PATH RECEIVER.
BC-638-A FREQUENCY METER.
BC-376-H TEST OSCILLATOR.
1D6/APN-4 LORAN INDICATOR.
R9/APN-4 LORAN RECEIVER POWER SUPPLY.
RT34/APS-13 TAIL-WARNING TRANSCIEVER 420 MC.
BC-640 50 W. VHF XMTR Crystal control 100-156 MC.
AN/APS-6 AIRBORNE RADAR SET

COMMAND EQUIPMENT (SCR-274N)

	Used	New		Used	New
BC-442 ANTENNA RELAY. Less cond. with cond.	\$1.95	\$ 3.95	BC-453 With tubes	\$19.95	
BC-451 TRANSMITTER CONTROL BOX		1.50	Less tubes	14.95	
BC-450 2-RECEIVER REMOTE CONTROL BOX		2.95	MC-211 90° ANGLE COUPLING UNIT.		\$0.95
MC-215 MECHANICAL DRIVE SHAFT. Per length		2.95	FT-234 MOUNTING RACK for single transmitter	2.95	3.50
BC-496 2-POSITION RECEIVER CONTROL BOX		2.95	FT-226 MOUNTING RACK for 2 Command Xmtrs.		3.95
BC-459 Less tubes	12.95	7.95	FT-221 MOUNTING PLATE for FT-220		1.50
BC-455 6-9 MC RECEIVER. With tubes	9.95	14.95	FT-220 MOUNTING RACK for 3 receivers		2.25
Less tubes	7.95		FT-225 MOUNTING PLATE for BC-456		4.50
BC-454 12-6 MC With tubes	9.95		BC-456 MODULATOR. For SCR-274.		4.50
Less tubes	6.95		Complete set of 4 tubes for transmitter		1.95

Monthly Specials!

RT-34/APS-13 420 MC. TRANSCIEVER with 5 stages of 30 MC. IF amplifier strip. Less tubes & R.F. section. With dynamotor. **\$9.95**

2 TRANSMITTERS

BC-457 (4-5.3 MC) and BC-458 (5-3.7 MC). Command transmitters. Substituted just in. Limited Quantity. Less tubes and xtals. Good cond. EACH.....\$4.95 PER SET.....\$9.50

BC-604 50 W. FM TRANSMITTER. For 20-27 MC. band. Ideal for 10-11 meters. Complete with tubes, temperature controlled crystal oven and technical manual with all instructions for BC-603 and BC-604. Less dynamotor and crystals. Excel. cond. **\$12.95**

MOTOR
24 VDC. Series wound, reversible, with clutch. Turns 11,000 RPM. geared to 1,100 RPM. Complete with junction box, 2 adjustable limit switches. Excellent condition. **\$9.95**

REVERSIBLE MOTOR
RL-42 24 VDC. With antenna reel and clutch. USED.....\$4.50
NEW.....6.75

ARC-4 TRANSCIEVER
140-144 MC. Complete with control box, tubes, 12/24 VDC dynamotor with schematic. This is a special reduction for this month only. **\$32.50**
Like new.....
MT-101 ARC-4 New.....\$4.50

Miscellaneous Specials!

- T-32 DESK STAND MICROPHONE. Good, used cond. **\$2.75**
HS-23 HEADSET. High imp. New.....4.95
HS-38 HEADSET. Used, excel. cond.1.49
NEW.....3.50
BC-709 INTERPHONE AMPLIFIER. With tubes, less batt. With manual. NEW.....3.95
PE-101 DYNAMOTOR. Used. ONLY NEW LEFT. 1.95
CS-307 EXTENSION CORD. For HS-33-33. NEW. .95
RS-38 MIKE. NEW.....4.95
Used.....1.75
HS-18 HEADSET. 8,000 ohms. New.....2.45
HS-33 HEADSET. Low imp. New.....6.95
- HS-30 HEADSET. Featherweight type, Low imp. New.....\$ 2.49
USED.....1.49
T-26 CHEST TYPE MIKE. With cord and plug. NEW.....2.75
BC-605 INTERPHONE AMPLIFIER. With dual mike input circuit. NEW.....5.95
LIP MIKE. New type. NEW......98
RM-13 COMPLETE REMOTE CONTROL BOX. For 3 separate transceivers. With TS-13 handset, detachable output meter and EB-8 ringer unit. 110 V. AC operated. Excel. cond.29.50
FL-8 RANGE FILTER.....1.95

TUBES!	TUBES!	TUBES!	TUBES!	TUBES!
1GJ4 .. \$19.95	304TH .. \$8.95	5CP1 .. \$4.95	3PP7 .. \$2.25	5FP7 .. \$2.25
16AP4 .. 24.95	304TL .. 8.95	5BP4 .. 4.95	4AP10 .. 1.49	9002 .. .89
16DP4 .. 19.95	830-B .. 2.75	5FP7 .. 2.25	211D .. .69	9001 .. .99

- MP-22 MOBILE ANTENNA MOUNTING RACK. Complete with hardware. New. **\$ 3.95**
TU-17 TUNING UNIT. (2-3 MC.) For BC-223 Xmtr. Used.....2.95
L-70 50 W. TUNING METER. NEW.....2.50
WOBULATOR. See p. 43 Dec. '51 RADIO NEWS
BC-1033 75 MC. MARKER BEACON RECEIVER. Complete with tubes, mic. rack. NEW.....10.95
TU-25 TUNING UNIT. (3.5-5.2 MC.) For BC-223 Xmtr. Used.....2.95
- IN-4A L/R TUNING METER. Used.....\$ 3.95
FL-5 RANGE FILTER.....1.25
TS-13 HAND SET TELEPHONE. NEW.....7.75
BC-1033 75 MC. MARKER BEACON RECEIVER. Complete with tubes.....P.U.R.
FIELD TELEPHONE. EP-8. Complete BRAND NEW. SPECIAL. ONLY.....27.50

EQUIPMENT WANTED!
We buy all types new and used electronics. Highest prices paid. Write TODAY!

INDUSTRIAL CORPORATIONS
Write or wire for our new Catalogue listing complete line of Military Electronics Equipment.

COMBO
BC-624 VHF RECEIVER. Freq. range 100-156 MC. Less tubes & crystals, with conversion dope. Used, good cond. **\$19.95**
BC-625 VHF TRANSMITTER. Freq. range 100-156 MC. Less tubes & crystals, with conversion dope. Used, good cond. **\$12.95**
BOTH TRANSMITTER & RECEIVER. Per Set **\$29.95**

\$5.00 MINIMUM ORDER ACCEPTED. All shpts. F.O.B. warehouse. Cal. residents add sales tax with remittance. 20% dep. Specify shpg. instructions. All items subject to prior sale.

ARROW SALES, INC. 7460 N. Varna Ave., Dept R
North Hollywood, California
POplar 5-1810
Cable Address: ARROWSALES

GROMMES AMPLIFIERS



1952-50 PG

A 10 watt high fidelity single unit amplifier with unusual performance. It features extended frequency response with low distortion and plenty of reserve power. Ideal for conservative custom installations.




... newest addition to the famed Grommes Custom Line.



A complete line of P.A. and commercial amplifiers.

New TV CLARIFIER

Actually has FOUR TIMES the interference "Suck" of previous model.



See your Jobber or
WRITE FOR CATALOG

Precision Electronics, Inc.
641-643 MILWAUKEE AVE.
CHICAGO 22, ILLINOIS

International Short-Wave

(Continued from page 141)

heard on 6.250V by Balbi, Calif., after 0200 and at 0800. Ido, Japan, informs *Radio Australia* that Pyongyang announces use of 1800 kc., 970 kc., 4.400, and 6.250.

Northern Rhodesia—By this time, the Central Broadcasting Station, Lusaka, will have changed schedules to be on the air 0700-1400 daily; frequencies are 3.914, 7.220; programs in *English* are weekdays 1300-1400, Sundays 0700-1400.

Norway—LLS, 7.210, Oslo, is heard in Britain around 1015-1100 when is obliterated by BBC's European Service signing on; carries Home Service programs. (Pearce, England) Noted Sundays over 15.17A at 1215-1224 with weekly *English* session ("*Norway This Week*"); good level in Ky. (Alcock)

Panama—H050, 5.995, *Radio Programas Continental*, noted from around 1500 to 2200 when QRN took over; fair level; all-Spanish. (Saylor, Va.) HOLA, 9.505, Colon, heard with popular music 1609. (Cox, Dela.) HOJA, 9.645, Chitre, has fair to good signal after 2100 when USA station on 9.650 signs off; announces "Radio Provincias, La Voz de Chitre." (Seese, Va.)

Peru—OAX4T, 9.562, Lima, noted signing on 0655 with trumpet fanfare; had music, then news in Spanish 0710; excellent level at sign-on but began to fade after 0725 although was still audible to 0800. (West, Va.) Cushen, N. Z., says OAX4Z, 6.082, and OAX4T, 9.562, sign off 2400 on weekdays, at 0055 Sundays although sometimes the last 55 minutes is on 6.082 only. (WRH)

Radio San Christobal, listed OAX4S, Lima, is being heard in Brazil around 6.380-6.550, varying day by day; soon will open a new outlet in the 25-m. band. (Serrano, via WRH)

Radio America, OAX4W, 9.405A,

noted with news in Spanish 2155-2200; good level. (Niblack, Ind.)

Philippines—Schedule from the Far East Broadcasting Co., "The Call of the Orient." Manila lists DZH8, 15.3, DZH7, 9.73, DZH6, 6.03, DZB2, 3.32, and DZAS, 680 kc., as scheduled 1600-0100, 0300-1200; lists news for 1830, 0000, 0500, 0730 on Mon.-Sat. Also operates over DZH9, 11.855, although this was not listed in schedule received. (Kary, Pa.) DZH9, 11.855, noted at fair level 1010-1025 with religious program and news. (Lane, Wyo.) *Radio Free Asia* relays are heard over DZ15, 11.940 (measured 11.938) from 0700; announces DZ14, 6.110, in parallel. (MacDonald, Korea) Closes 0920.

DZH5, "*The Voice of the Catholic Philippines*," Manila, verified with nice QSL card via airmail; lists DZST, 860 kc., 1 kw., and DZH5, 9.690, 0.25 kw.; QRA is University of Santo Tomas, Manila. DYH4 sent schedule of 0500-0830 daily on 6.055, 0.25 kw.; QRA is Silliman University, Negros Oriental, Dumaguete City, Philippines; has VOA "Stamp Club" program Wednesdays 0730-0745; on Sundays 0515-0600, Tue., Thurs., Sat. 0630-0715 has Visayan programs; all other sessions are *English*. (Casey, Ky.) DZH5, 9.690, is heard in Australia at good strength after BFEBS, Singapore, closes on this channel 0745. (Gillett, Australia)

Saudi-Arabia—A Belfast, Ireland, DX-er has heard the rarely-reported 3.950 outlet of Djeddah to sign-off 1330, and once was surprised to find the signal S7-9 around 1310; this channel is intended only for reception in the Southern Red Sea Coastal Area. (*Radio Amateur*, London) The 9.645 outlet is good strength from 1030 in Japan. (Ido, via Radio Australia)

Djeddah, 11.850, noted recently signing on in Arabic around 2300 with 8-note interval on wind instrument. (Niblack, Ind.) Was heard recently by Bellington, N. Y., on a new channel of 7.245A opening 2249 with 8-note interval signal followed at 2251 by usual

CORRECTING OSCILLOSCOPE NONLINEARITY

By RUFUS P. TURNER, K6AI

HORIZONTAL nonlinearity is a common and annoying trouble in oscilloscopes that have been in use for some time. It shows up as crowding (compression) of the pattern in one half of the screen, usually the right-hand half.

The sweep oscillator invariably is blamed, but often replacement of the sweep tube does not correct the fault. The trouble will be found to be nonlinearity in the horizontal amplifier. Check the amplifier tube(s) and replace if necessary. But the cause usually is a large shift in the value of plate, screen, or cathode resistors. Replace either one of these resistors showing a variation of 10% or more from its rated value. Check coupling and bypass condensers for leakage.

Vertical nonlinearity also may show up, but it is not the obvious attention arouser that horizontal nonlinearity is. Both horizontal and vertical channels of an oscilloscope should be checked carefully for nonlinearity at frequent

intervals. The following procedure is recommended: (1) Switch-off the internal sweep. (2) Set both horizontal and vertical gain controls to zero. (3) Position the spot in the center of the screen. (4) Apply a sine-wave signal to the horizontal amplifier input terminals. 60 cycles will do. (5) Slowly advance the horizontal gain control, observing the line trace that grows out simultaneously to the right and left of the original center-screen spot. (6) The growth of this line should be equal in both directions as the gain control is advanced. If one side moves out faster than the other, the amplifier is nonlinear. The vertical channel is checked similarly by applying the sine-wave signal to the vertical amplifier input terminals and noting growth of the line trace up and down as the vertical gain control is advanced. As before, the internal sweep is switched-off, and the horizontal gain control is kept at zero.

-50-

march; uses Arabic. Also heard by Kary, Pa., who believes may be as high as 7.250; noted with closing announcements 2337 and leaving the air 2339 after march.

Seychelles—In response to a query as to the existence of a broadcasting station in the Seychelles, Kary, Pa., has received this information from W. D. Gregg, Director of the Education Department, Victoria, Seychelles—"There is a small broadcasting station here in Seychelles. The programs are arranged by my Department and the technical services are performed by Messrs. *Cable and Wireless Ltd.* It is probable that some changes will take place in the near future regarding the times of broadcast, but at present these take place between 1000-1100 on Wednesdays and between 0900-1000 on Sundays, News bulletins (*English*) and local announcements (French) generally take place at the half-hour. Frequency is 5.770, output 100-130 watts. We shall be interested to learn if you manage to pick us up from the USA, but our effective range is not considered to be more than 600 miles except under freak conditions."

South Africa—SABC's "Calling South Africa" session noted on 11.937 with news 1200, weather 1210, sports roundup 1215; some days has news in Afrikaans instead of *English* 1200. (Pearce, England) Should run to 1505A.

Spain—*Radio Juventud de Murcia* has moved from 7.310 to 7.275 where it suffers strong QRM from Tangier on 7.270 although still radiates strong signal; noted to 1908 sign-off on Sundays; other days closes earlier. Malaga, 7.022, signs off 1830A. (Kary, Pa.) *La Voz de Falange*, 7.380, is fair level some days to 1900 sign-off. (Saylor, Va.) *Radio S.E.U.*, 7.090A, noted recently to 1725 with youth program in Spanish. (Kary, Pa.) Madrid, 15.625, noted from tuning 1148 to 1153 close-down of program to Canary Islands. (Ferguson, N. C.) *Madrid Radio*, 9.363, recently announced that a new 400-watt short-wave transmitter is soon to be constructed in Barcelona. (Favre, Fla.) *Radio Juventud de Sabadell* has been noted in Britain with good signals on 7.155 and later on 7.140 afternoons (EST).
(Continued on page 150)

A HOT Little BOOSTER for HOT Front Ends



\$24.95
LIST

VIDEON JR. won't oscillate with the hot front ends of new sets!

PERFORMANCEWISE—It's tops

PRICEWISE—It's right . . . and as for customer satisfaction, you cut costly call backs when you install a VIDEON JR.

Write For Descriptive Folder And Name Of Your Distributor



ELECTRONIC CORPORATION

222 East Ohio Street • Indianapolis, Indiana

PILOT

World leader and pioneer in electronics . . .
presents the world's finest High Fidelity line

NEW PILOTUNER FM-AM RADIO TUNER


Behind this brilliant new Tuner stands Pilot's 33-year-old, world-wide reputation for producing the most advanced communications instruments that science has yet developed. Once enjoyed only by a select circle of engineers "in-the-know" . . . Pilot sensitivity, selectivity, stability — are now yours, in this incomparable new PILOTUNER. No better tuner can be made at any price . . . yet the Pilotuner is modest in cost, at **\$99.95**

★ Write for complete specifications



The Pilot High Fidelity line is discussed and appraised in the practical new book, "High Fidelity Simplified" by Harold D. Weiler


PILOTONE Amplifier Model AA-901



Designed for high fidelity audio reproduction from phonograph, AM or FM radio, television or microphone input. Full Williamson circuit. A supreme amplifier with traditional Pilot quality, exacting Pilot specifications . . . the last word for the discriminating music lover and hi-fi enthusiast, — priced at **\$99.50**

★ Write for complete specifications

PILOTONE Pre-Amplifier Model PA-911



A companion unit for Pilotone Amplifier Model AA-901 . . . built up to the same exacting standards. Selector switch allows quick choice of Auxiliary, TV, radio or phono inputs. Handsome in appearance, unsurpassed in performance . . . exceptionally low priced at **\$29.95**

★ Write for complete specifications

Write for circular RTN, describing these fine instruments in complete detail.

PILOT RADIO CORPORATION, 37-06 36th St., Long Island City, New York

Big Savings at NEWARK

on Top Notch Audio Equipment

Save On Every Item
Save More By Buying the Complete System



The Complete System
only \$82.50



The Famous Regency
Model DB-410
Television
Booster
Special Price!
\$14.11

Handsome mahogany
plastic case, 5 1/4 x 4 1/2 x
3 3/8". All brand new, in
original cartons. With
6T6 tube. 6 lbs.
90F150. Special... **14.11**



G.I. 3-SPEED CHANGER. Tone arm
uses crystal cartridge with single
.002" needle to play both standard
and microgroove records. Size: 12 3/4
x 12 5/8 x 7 1/16". Requires 4-1/16" above,
3 1/2" below. Wt. 12 lbs.
81F000. Special Price..... **17.88**

ORDER
FROM
DEPT. R-11

NEWARK 12" SPEAKER. Handles 10
watts of audio power. Has heavy
Alnico V magnet. 6-8 ohms voice
coil. Wt. 5 lbs.
81F104. Special Price..... **6.95**

COMPLETE FM-AM SYSTEM. Wt., 15 lbs.
81F010. Special Price..... **82.50**

FREE! CATALOG No. 51

NEWARK
ELECTRIC COMPANY

223 W. MADISON ST.
CHICAGO 6, ILLINOIS

DON'T MISS THESE

MOBILE DYNAMOTORS (SMALL SIZE—BRAND NEW)

5.6 volts input, 425 volts @ 375 MA output **\$27.95** ea.
11.5 volts input, 425 volts @ 375 MA output **\$19.95** ea.

G.E. RELAY CONTROL (Ideal for Model Controls, Etc.)

Contains a sigma midjet 8,000 ohm, relay, (trips at less than 2 MA), high impedance choke, bimetal strip, neon pilot and many useful parts. The sensitive relay alone worth much more than the total low price of..... **\$1.25** each, 10 for **\$9.90**

WESTINGHOUSE OIL CONDENSER

10 M.F.D.—1000 VDC (Marked 440 VAC) **\$1.95** each
—A terrific bargain at.....

FILTER CONDENSER BARGAIN

8x8 M.F.D. 600 vdc oil compound filled. NEW, but scratched. Only..... **.95** each

MICROAMMETER BARGAIN

Basic 0-200 UA D.C. (0-10 Scale) Rectifier type, reads 0-1 VAC. Ideal for GRID DIP METERS, F.S. METERS, etc. Removed from equipment..... **2.95** each

PANEL METERS

2" METERS	50 mfd 600 vac	\$4.95
0-10 MA AC.....	3.75 mfd 860 vac	2.45
0-4 AMP RF.....	15 mfd 1000 vdc	4.95
3" METERS	1 mfd 1500 vdc	.89
0-200 Microamp.....	1 mfd 2500 vdc	1.75
0-500 Microamp.....	1 mfd 3600 vdc	1.95
0-2 MA.....	.1 mfd 7500 vdc	1.95
0-2.5 AMP RF.....	.02 20,000 vdc	9.95
0-200 MA.....		
0-100 VDC (IMA).....		
0-200 VDC (IMA).....		
0-250 VDC (IMA).....		
0-15 KVDC (500 VA) with multiplier.....		
9.95		
0-200 UA.....		
8.95		
0-50 UA.....		
12.95		

OIL CONDENSERS

50 mfd 600 vac	\$4.95
3.75 mfd 860 vac	2.45
15 mfd 1000 vdc	4.95
1 mfd 1500 vdc	.89
1 mfd 2500 vdc	1.75
1 mfd 3600 vdc	1.95
.1 mfd 7500 vdc	1.95
.02 20,000 vdc	9.95

H.D. FILTER CHOKES


6 Hy 90 ma.....	\$.79
6 Hy 500 ma.....	4.95
4 Hy 1 Amp, 10KV insulation.....	22.50

WIRE WOUND RESISTORS

5 watt ohms: 25-50-84-200-2500.....	\$0.09	ea.
10 watt ohms: 25-40-1325-2K-4K.....	.15	ea.
20 watt ohms: 150-300-750-1K-1.5K, 2.5K-2.7K-10K-20K.....	.20	ea.
30 watt ohms: 100-2500-5300-18K.....	.22	ea.

PEAK ELECTRONICS CO.

378 Great Neck Rd., Great Neck, New York
Phone Great Neck 2-0082



Where You Need it!
When You Need It!

NOW—no more halted work, no more writing to the factory for missing instruction sheets. Tough identifying labels giving complete application and hook-up data are affixed to all Halldorson components. This provides maximum convenience in original installations or reuse at some later date. The same data appears on each box for instant identification.

This is only one of Halldorson's many aids designed to save your valuable time. Look to Halldorson for the biggest variety of transformer components, plus the newest for TV. Ask your distributor for your copy of Halldorson's great new catalog and TV Replacement Guide... today. The Halldorson Transformer Co., 4500 N. Ravenswood Ave., Chicago 40, Ill. Dept. R111



HALLDORSON

QUALITY Transformers SINCE 1913
EXPORT: Intex Co., Inc., 136 Liberty St., New York 36, N. Y.
Cable Address: Intexcom, N. Y.

Spanish Guinea—Radio Sweden relates that Radio Santa Isabel, 7.200, was heard by a DX-er in Lagos, Nigeria, at 0813; is scheduled 0130-0230, 0700-0900, 1200-1400, but no transmissions have been reported logged on Sundays.

Surinam—PZC, 15.405 (announced 5.752 in parallel) noted with English news 2030 on Saturdays mostly Caribbean news; gave QRA of P. O. Box 297, Paramaribo, Surinam; at 2045 had news in Spanish; Dutch program 2050; excellent signal. (West, Va.) Noted recently on 15.405 at 1530 when announced for station and for "Voice of America" and continued with VOA's "Sidney Lavin" recordings. (Ferguson, N. C.)

Is scheduled on 5.7575 and 15.405 Sundays 0645-1145, 1445-2105; Mon.-Sat. 0815-1045, 1545-2045. (Radio Sweden)

Switzerland—HER3, 6.165, Berne, noted 0130 with French news, music. (Sanderson, Australia) Berne noted on 11.715 at 0950-1010 with Home News in English, then press comments.

Syria—Radio Damascus, 11.914A, sometimes can be identified by "Ici Damas" at 1600 but signal is seldom strong enough to come through HCJB, 11.915. (Niblack, Ind.) Is heard in Britain closing French session 1630, then in English with news 1715, closing down 1730. (Pearce) Damascus was heard recently signing on 2100 on 7.145; news in French 2200, then recorded music; had time pips 2200; much CWQRM and phone QRM.

Taiwan—Present schedule of "The Voice of Free China," Taipei, is 1730-2300 to Japan, Korea, Malaya, China over 7.130, 11.735 (1735 Japanese, 1800 Korean, 1945 Malayan, "The Fatherland Is Calling" at 2050 and 2250); 2300-2400 English to USA on 11.735, 15.235 with news 2305; at 1100-1200 has dictation speed news in Chinese over 11.735 for China; 1400-1600 for Europe and Near East over 11.920 with English 1420, French 1450. (WRH) QRA for this one is 53, Ren Ai Road, Section 3, Taipei, Taiwan, China. (ISWC, London) Noted on 11.735 around 0625-0655 recently in Chinese; frequency was measured. (Ferguson, N. C.) BED26, 10.080, noted 0430 with Chinese news, then Western music; BED32, 9.775A heard 0630 with Chinese news, music. The 7.130 outlet noted 0430 with Chinese news, then Western music. (Sanderson, Australia)

Thailand—Bangkok on 6.240 and 11.910 opens 0500 with recorded music and announcements in English; news 0515-0525; English ends 0630 but continues with native session. (WRH, others) Heard well in Australia. (Sanderson) Noted by Balbi, Calif., on 6.24 in parallel with 7.10A at fair level 0800 in native program; still audible 0915.

Uruguay—CXA19, 11.835, Montevideo, noted 1948-2010 with news and music; all-Spanish. (Lane, Wyoming) Noted with identification 1715 in English and French. (Pelland, R. I.) Heard in Britain 1915 with organ music. (Catch)

USI (Indonesia)—"Voice of Indonesia," YDF7, 11.77, noted signing on broadcast for Europe and New Zealand 1400, news 1415; closed 1500; R8 on 11.77, R7 on 15.15 in parallel. YDC, 15.15, noted with news 1000 during 0930-1030 beam to India. (Pearce, England) YDF, 6.045, Djakarta, noted with announcement 0645, then popular recordings; also heard 0725-0800. (Lane, Wyo.) A station heard on 6.045 around 1815-1845 fade-out with Indonesian program is believed Djakarta. (Kary, Pa.)

WRH lists this schedule for the Sumatra stations of *Radio Republic Indonesia*—Padang, YDL2, 2.320. YDL, 3.960, 1828-2030, 0030-0300, 0530-1130; Palembang, YDK, 4.855, 1800-2000, 2357-0215, 0500-1100; Kutaradja, YDN, 2.390, 1828-1945, 0525-1130; Bukittinggi, YDM, 3.270, YDM2, 5.030, 1827-2030, 0030-0300, 0530-1130; Medan, YDP2, 3.350, YDP, 4.930, 1828-2030, 0030-0315, 0458-1130.

Vatican—HVJ, 11.685, noted signing on Spanish transmission 1630; heard with *English* session, "Your Faith and Your Life" 1315 on 9.55, 11.685, 15.120. (Pearce, England) At least on Sundays, HVJ is noted on 15.120 in parallel with 11.685 to Central Europe 1245. (Kary, Pa.) Noted on 11.74 with *English* 1315. (Bellington, N. Y., others)

Venezuela—Caracas, 4.92, noted 2200 in Spanish, strong level. (Scheiner, N. J., others) *Radiodifusora Nacional*, 6.170, noted Sundays to 2230 sign-off; 9.640 is in parallel; calls are given as YVKO, 6.170, and YVFC, 9.640. The Venezuelan on 4.850 is Barquisimeto. (Stark, Texas) YVKM, 5.040, noted 0615 with good signal in musical program and Spanish news. (Sanderson, Australia) YVLA, 4.780, San Cristobal, is scheduled 0530-2230; YVOC, 3.550, and YVNB, 4.820, operate 0630-2230. (WRH)

Yugoslavia—*Radio Yugoslavia* is widely reported on 15.240A (announces 15.240) with news 1100, 1315, 1645; is new 100 kw. transmitter; the low-powered 6.100 station parallels. Hord, Ind., says is heard with good level in Indiana.

Press Time Flashes

SBO, 6.065, Stockholm, Sweden, becomes audible nightly around 1650 with recorded music to closedown, varying 1737-1740; has DX program Fridays 1730; fair signal but with interference from CFRX, 6.070, Toronto, Ontario, Canada. (Kary, Pa.)

Radio Free Europe was noted recently on a new channel of 10.30A around 1715 in a Balkan tongue; strong signal with some CWQRM. (Bellington, N. Y.)

Pearce, England, recently noted a Spanish-speaking station on 7.530A with popular songs, music, man and woman announcers, when tuned 1645; clock chimed at 1700; appears to be a Spanish Nationalist station; tuned another day at 1530 when had recordings; appeared to say "Radio Memoria," relay of Madrid 1545.

HLKA, 7.935A, Pusan, South Korea,

SENSATIONAL STANDARD SURPLUS SAVINGS

ARC 5 EQUIPMENT:



TRANSMITTERS

3 to 4 MCS... \$14.95
4 to 5.3 MCS... 8.95
5.3 to 7 MCS... 7.95
All above complete with all tubes and crystal, in excellent condition.

R-4/ARR-2 RECEIVER—234-258 MCS
Complete with all tubes and crystal, in excellent condition. **\$19.95**

RECEIVERS

190 to 550 KC \$16.95
3 to 6 MCS. 9.95
6 to 9 MCS. 9.95
All above Receivers complete with all tubes and dynamotor. In excellent condition.

COMPONENTS

RELAY UNIT
MOUNTING RACKS
Single Trans... \$1.00 Ea.
Double Trans... 1.75 Ea.
Triple Rec... 2.25 Ea.
RE-2ARC-5 ANTENNA
Comp. with Meter and 50 MMFD vac. Ea. **\$4.50**
MD-7/ARC-5-PUSH
PULL MODULATOR UNIT
Comp. w/ tubes and dynamotor. Exc. cond. **\$11.50**

MC-125 REMOTE TUNER UNIT

Part of RU-16 Receiver 40:1 Gear Reduced Spline Drive. All New **\$1.00**

6 GANG TUNING CONDENSER

Variable with National 20:1 Worm Drive. 300 MMFD. per section. Each rotor insulated from frame. **\$7.95**

REVERSIBLE MOTOR

1/40 H.P. Ball-bearing 3450 R.P.M. in Blast-proof case. Needs only a capacitor for starting. All Brand New. 110 V., 60 Cy. Special Low Price... **\$4.95**
Starting Capacitor... **\$0.69 Ea.**

GYRO MOTOR UNITS

Dual Gyro Unit which was used in conjunction with Auto-Pilot equip. Both Gyro Motors mounted on a single base, wired in parallel for 12 or 24 Volt operation. One used as the Azimuth control and the other as an elevation control. When ordering these Units, specify 12 or 24 Volt. Our price—Special **\$4.95 ea.**

BC 357 MARKER BEACON

75 Mc, uses 1-12SQ7, 1-12C8 Tubes. Excellent condition. Less Tubes... **\$3.95**
With Tubes... **\$5.95**

MODEL 60-9 TRANSMITTER

ONLY A FEW LEFT
All brand New. 100 Watts CW, or MCW, emission. Operates from 110 V., 800 Cycle, easily converted to 60 Cycle operation. Low frequency range, 300 KC. to 600 KC. High frequency 3,000 KC. to 18,000 KC. using an E.C.O. We furnish complete conversion data with each transmitter. Complete with test schematics. **\$59.95**

RL-42 ANTENNA MOTOR

Easily converted for Antenna Rotator 28 Volt. DC Motor with gear box. **\$6.95 Ea.**

MICA CAPACITORS


CAP.	W. VOLTS	PRICE
.003	3000	\$1.50
.005	3000	1.00
.005	5000	2.50
.006	3500	1.25
.00115	5000	1.50
.0002	5000	1.75
.0003	5000	2.25
.00032	5000	2.25
.000375	5000	2.50
.0004	5000	2.25
.0005	5000	2.75
.0006	5000	3.25
.00072	5000	3.25
.00075	5000	2.75
.0008	5000	3.25
.001	5000	3.25
.0011	5000	2.95
.0015	5000	3.25
.002	5000	3.25
.004	5000	3.50
.005	5000	3.75
.0006	6000	3.50
.001	6000	3.50
.001	7500	2.95
.0015	800	.35
.01	1000	.75
.01	1200	.75
.01	1500	.65
.005	2000	.50
.01	2500	1.50
.002	2500	1.00
.0005	2500	.65
.00025	2500	.75
.00005	2500	.75

COAXIAL CABLE

52 OHM Transmission Cable. Made to J.A.N. Specification. 1F349. Same as RG-8U. All unused, on Reels of approximately 1,000 Ft. **7c per Ft.**
100 Ft. **7c per Ft.**
1,000 Ft. **5c per Ft.**
10,000 Ft. **5c per Ft.**
RG-7U-95 OHM. Coaxial Cable. **5c per Ft.**

All Mail Orders Promptly Filled, F.O.B. San Francisco. All California Orders—Add 3% Sales Tax. Do not send postage stamps. Write for new 1952 free booklet listing our stock and prices on Radio, Electronics, Tools, Hardware, Motors, Wire, Meters, Batteries, Aluminum Sheets, etc. 20% Dep. on all C.O.D. orders. All items subject to prior sale and prices subject to change without notice. On purchases over \$5.00, send full amount.

NEW 12 VOLT BATTERIES



For Mobile or light Airplanes, in original factory boxes. Weight: 37 Lbs. Size: 5 1/2" wide x 10" long x 10" high. Signal Corps Type BB-53, 12 Volt. 34 All.
A real terrific surplus value while they last, all new... **\$9.95**

MIDGET SELSYNS

AY6 type operates from 6-12 Volts 60 Cycle. Use as both transmitter and receiver. These compact little units draw almost no current and work fine for all remote position indicating applications, OD 2 1/4 x 2 1/4 x 2 1/4". Has spring return shaft. All New (Appr. wt. 1 lb.)... **\$2.50**
AY-5 Type, same as above but has a continuous rotating shaft. These compact units are all new... **\$4.95**

WILLARD 2 VOLT RADIO BATTERY

NEW. Uncharged (Appr. wt. 4 lbs.) TYPE 20-2... **\$2.50**
Complete set of three with Box and Connections to make a 6 volt, 20 Amp. Hrs. Battery Uncharged (Appr. wt. 15 lbs.)... **\$8.95**

2 VOLT VIBRATORS

VB8A Synchronous Type. Used in all portable radios having 2 volt wet cell supply. All new... **\$1.00**

PROP PITCH MOTORS

For your Beam Antenna. 20 Volts to 32 Volt. A.C. or D.C. 1/4 H.P. Motor: 1/4 RPM Gear Reduction, 9000 to 1. ALL BRAND NEW. **\$16.95**

12-24 VOLT TRANSFORMER

Open frame type 0-12-24 Volts @ 2 Amps., 115 Volts. 60 Cy. input. Limited Quantity. All New **\$3.50**

HI AMP. TRANSFORMER

11 Volt 65 Amp. Output—115 Volt 60 Cy. Input. Ideal for welding or Heavy Fil. Tubes or Heat Treating. Amps. Wt. 50 Lbs. SPECIAL AT **\$15.95 Ea.**

25 FT. TELESCOPIC ANTENNA

All Aluminum in four 6 Ft. Telescoping sections. Complete with deck and wall standoff **\$16.95 Ea.**

SCR-283 RADIO SET

Brand new—Consisting of 1-BC420 Receiver (similar to RU-16) and 1-BC330 Transmitter with 5 coils, and all Tubes, Dynamotor, Control Boxes, Mounting Racks, Instruction Book, Antenna, Relay, etc. Less Cables. **\$39.95 set**

SOUND POWERED HEAD AND CHEST SET

Use same way as Hand Set except you have freedom of hands. No Batteries or power source required for operation. Excellent Condition... Per Pair **\$11.95**

B-2A INTERVALOMETERS

This unit was used to release bomb loads at different time intervals and now can be used ideally for dark room timers, etc. Complete with two 2050 tubes; four sensitive relays and other related parts. Excellent Condition... Each **\$6.95**

DIAL TELEPHONES

French type phone made by Kellogg. Can be used for standard extension phone. Used... **\$12.95 Ea.**
With Dial... **\$9.95 Ea.**
Without Dial... **\$9.95 Ea.**

DYNAMOTORS

TYPE	INPUT V.	OUTPUT V.	M.A.	PRICE
DM-19C	12	500	200	\$14.95
DM-34	12	250	200	3.95
BH-7	12	1000	300	19.95
PE-86	28	250	60	2.95
DM-38	28	250	60	3.95
DY-2	28	250	60	3.95
ARC-5	28	500	100	4.95
RU-16	28	350	100	6.95
	18	450	100	2.95

CAPACITORS • FIXED • OIL FILLED

Solar Pyramel, C.D., Etc.
ALL D.C. VOLTAGE RATINGS

2 MFD.	400 V.	50¢	2 MFD.	1000 V.	\$1.25
3X3 MFD.	400 V.	1.95	5 MFD.	1000 V.	3.95
10 MFD.	400 V.	2.95	10 MFD.	1000 V.	4.95
1 MFD.	600 V.	.75	1 MFD.	1500 V.	1.50
4 MFD.	600 V.	1.95	4 MFD.	1500 V.	2.95
6 MFD.	600 V.	1.95	6 MFD.	1500 V.	2.95
6 MFD.	600 V.	1.95	1 MFD.	2000 V.	1.95
7 MFD.	600 V.	1.95	2 MFD.	2000 V.	1.95
8 MFD.	600 V.	1.95	2 MFD.	2000 V.	1.95
8x8 MFD.	600 V.	2.25	3 MFD.	2000 V.	2.50
10 MFD.	600 V.	2.25	4 MFD.	2000 V.	3.95
15 MFD.	600 V.	2.95	1 MFD.	3000 V.	3.95
20 MFD.	600 V.	2.95	4 MFD.	3000 V.	5.95
1 MFD.	1000 V.	1.00	1 MFD.	5000 V.	5.95

CAPACITORS TRANSMITTING VARIABLE

K 1 MMFD. to 75 MMFD. 1/4" Spacing... **\$1.95**
#D 12 MMFD. to 125 MMFD. 3000 V. Peak... **3.95**
#F 12 MMFD. to 150 MMFD. 3000 V. Peak... **3.95**
#G 7 MMFD. to 80 MMFD. 1500 V. Peak... **1.00**
* With National "Velvet Vernier" Dial.
All New Hammerlund, Cardwell, Etc.

NOW BACK IN STOCK 3" TRIUMPH OSCILLOSCOPE



Complete Test Scope, with built-in Wobbulator, so it can be used on TV or FM servicing. Operates from 110 Volt. 100 Cy. A.C. Limited Supply. All these units have been carefully checked and are in excellent condition. A Real **\$34.95 Ea.**


STANDARD SURPLUS 1230 Market St., San Francisco 3, Cal. Telephone HEMlock 1-3106

Complete Stocks SPRAGUE HYPASS Capacitors

Sprague Hypass . . . the really effective three terminal network capacitor for TVI-proofing.

.1 mfd.—250V. AC	\$1.56 net
.005 mfd.—600WV. DC	1.29 net
.01 mfd.—600WV. DC	1.41 net
.005 mfd.—1000WV. DC	1.44 net
.01 mfd.—1000WV. DC	1.56 net
.005 mfd.—2500WV. DC	1.74 net
.01 mfd.—2500WV. DC	1.86 net
.002 mfd.—5000WV. DC	1.92 net

JOHNSON VIKING MOBILE KIT



Brand new . . . inputs up to 60 watts with 100% modulation. Band switching, gang tuning, xtl control, easy assembly, low cost.
Less tubes and crystals. \$99.50 net

NEW! MORROW CAR GENERATOR NOISE FILTER

Just released . . . a new MORROW filter to connect in series with armature on car generator for high attenuation of generator hash. A really effective tunable filter designed by the makers of the famous Morrow Converters. Model GC-10 is for 10 meter operation.
GC-10 filter with mounting bracket. Net **\$3.75**

SPLINED TUNING KNOB FOR 274N RECEIVERS



An exclusive O-R item manufactured for us. Fits BC-453, BC-454 and other 274N receivers. This is a really hard-to-obtain item. Only . . . 89c ea.

NOVICE CRYSTALS

Offering a high quality quartz crystal in standard holder for Novice 80 meter band. Made by P-R. A good buy at. \$2.75 ea.

NOVICE 500V POWER SUPPLY KIT

Here is all the makin's for a sweet little power supply suitable for 807's. Includes: Power transformer, 2—4mfd. 600V oil filled condensers, 1—10 henry choke, 1—5L4 rectifier, 1—socket, 1—chassis, line cord, power switch and terminal board. Supply output voltage is 500 volts at 200 ma. Only **\$16.95** kit

TRANSFORMERS-CHOKES:

325-0-325 @ 225 ma. 6.3 @ 5A. 5V @ 3A. Pri. 110V, 60 cy AC. Size, 4 1/8" x 4 1/8" x 3 1/4". Only **\$6.95** ea.

920-0-920 or 740-0-740 AC @ 200 ma. Pri. 115V, 60 cycle, AC. Upright shielded case. Excellent for 807's. Only **\$10.80** ea.

5V. 25A. Pri. 115V, 60 cy. AC. A real rugged job excellent for 304TL—4-250A etc. Limited quantity. Only **\$4.50** ea.

2.5V @ 10A AC. 10,000V insulation. Pri. 115V AC. only **\$3.39** ea.

350-0-350 @ 300 ma. 6.3 @ 4A. 6.3 @ 8A. 5V @ 3A. Pri. 115V, 60 cy. AC. only **\$7.95** ea.

450-0-450 @ 200 ma. Pri. 115V, 60 cy. AC. 5V @ 3A. 6.3 @ 5 amp. In shielded case. Only **\$8.90** ea.

350-0-350 @ 350 ma. 6.3 @ 10A. 5V @ 6A. Pri. 115V, 60 cycle. Only **\$8.95** ea.

110V, AC POWER SUPPLY FOR ANY 274-N RECEIVER

Just plug it into the rear of your 274-N RECEIVER . . . any model. Complete kit and black metal case, with ALL parts and diagrams. Simple and easy to build in a jiffy. Delivers 24 volts plus B voltage. No wiring changes to be made. Designed especially for the 274-N receiver. Only **\$8.95**.

Filament trans. for 274N receivers. Pri. 110V, 60 cy. AC. Sec. 24V @ .6A. An excellent buy at **\$1.95** ea.

Minimum order \$2.00. All items subject to prior sale. All prices subject to change without notice. 20% deposit must accompany all orders, balance C.O.D.

OFFENBACH-REIMUS

1564 MARKET STREET
SAN FRANCISCO, CALIF.

was noted weak with flutter QSB recently 0600-0613 with what appeared to be news broadcast in Korean; male announcer; had martial tune 0615, then speech again by man; announced in *English* 0615 as "Korean Broadcasting System." (Kary, Pa.)

Radio Pakistan now has a new verification card; gives calls for these channels—APK2, 5.990, 7.096, 9.645; APK3, 11.674, 15.620. (ISWC, London)

According to an announcement by *Radio Sweden*, the Norwegian Tech-

nical School transmitter at Tromsø is now testing on 11.850, 7.240 with 400 watts, for a half hour after Oslo leaves those channels 1800. (Kary, Pa.)

Gade-Joergensen, Denmark, sends this current schedule for the Danish State Radio—1730-1830 (Mon., Wed., Fri.) over OZF, 9.52, 1830-1850 (Mon., Wed., Fri.) over OZF, 9.52 for Danish ships in South American waters; 1900-2000 (daily) for Greenland over OZF, 9.52, 2000-2020 (Mon., Wed., Fri.) for Danish ships over OZF, 9.52, 2030-2130

A CARRIER-CURRENT TRANSMITTER

By GEORGE R. ANGLADO

HERE'S a simple carrier-current transmitter that can be used for either phone or c.w. operation. I have had good results with this transmitter—the phone or c.w. signals being consistent for over two miles.

The unit can be constructed from "junk box" parts which can be found in most ham shacks. The circuit uses a 6L6 as the oscillator, being modulated for phone transmission by a 6V6.

A 6J5 is used as a speech amplifier and can be worked with a crystal, dynamic, or carbon mike. Although the author uses a dynamic mike, the proper hookup for a carbon type is also given in the circuit diagram. Note that with a carbon mike no batteries are needed. The necessary excitation voltage is obtained from a tap on the 6V6 modulator cathode resistor.

The oscillator coil, L_1 , is an old 175 kc. i.f. transformer with one of the windings removed and replaced with 100 turns of No. 30 d.c.c. wire scramble-wound. This is the tickler winding, L_2 . The output coil, L_3 , is 10 turns of No. 20 d.c.c. wire wound around the tickler. The frequency is set by tuning condenser C_6 which can be either the standard type or a trimmer. Capacity is from 15 to 250 μ fd.

T_1 is a modulation transformer and the condensers used in the line are 1000 volt micas.

For best operation the output coil is adjusted so that the oscillator draws about 70 ma. with 300 volts on its plate. For c.w. operation, the modulation switch is opened, disconnecting the plate supply from the speech amplifier, and a key inserted in the closed-circuit jack in the oscillator cathode lead.

A three-pole, two-position switch opens the receiver's "B-minus" lead, closes the transmitter's "B-minus," and connects the pickup coil to the line. For receiving the connections are reversed.

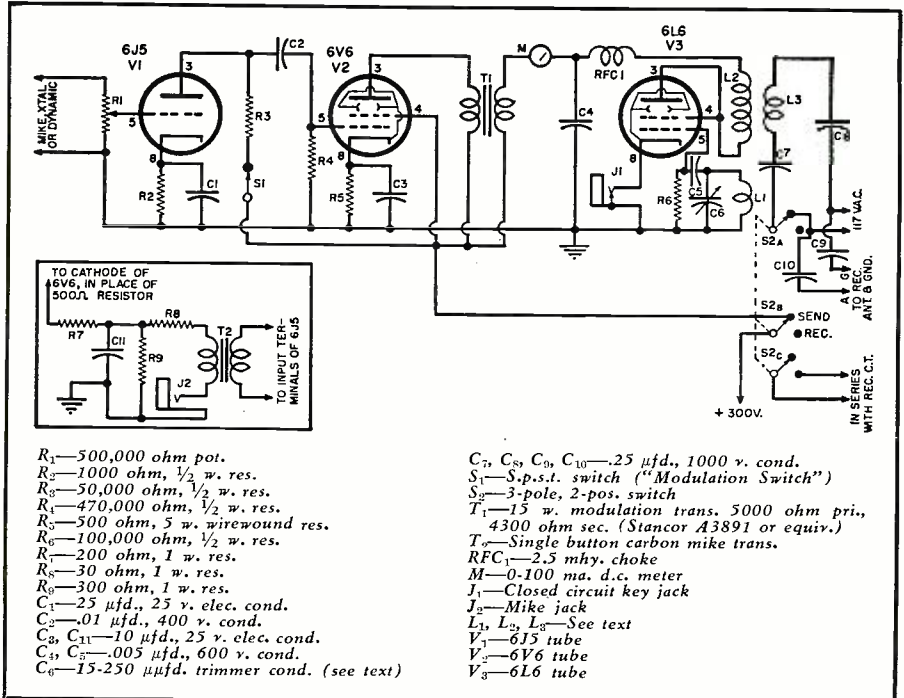
The author operated these transmitters on 190 kc., the tuning being accomplished by means of C_6 .

To make sure the signal is properly loaded to the line, adjust the output coil L_3 . Adjust this coil until the meter reads 70 ma.—no more or no less. This indicates that the oscillator is putting out all it has. Be sure there is 300 volts on the plate when making this adjustment.

Hallcrafters' marine units were used as receivers for the two-way communication.

—30—

Complete schematic diagram covering the simple carrier-current transmitter.



STANCOR NEWS BULLETIN

NEW STANCOR TRANSFORMERS



A-4747—Input transformer for single button mic. or low imp. line to single grid. Pri.: 70 ohms, sec. 1,300,000 ohms. Turns ratio, 1:137. Ideal for mobile transmitter use.



A-3335—Output transformer for P-P plates to V.C. An economical unit used with 6V6's and inverse feedback. 10,000 to 6-8/3.2-4 ohms. Max. pri. DC, 40 ma., 10 watts.



P-6468—Filament transformer for a pair of Eimac 4-250A's where CT is operated near ground potential. Sec. 5.0V. CT. 30 amps., RMS insul. 2500V.



P-6410—Electrostatically shielded isolation transformer designed for servicing small receivers, amplifiers and test equipment, 50-60 cycle. Conservatively rated at 50 watts.

Ask your Stancor distributor for Bulletin 450R for additional information on these and other new Stancor transformers.

NEW TELEVISION REPLACEMENT TRANSFORMERS



A-8125—Vertical blocking oscillator. Used in over 600 models by 21 manufacturers. Turns ratio, 1:4.2; height 1 3/8", mounting centers 1 3/4".

P-8170—Power transformer, used in 48 models by Andrea, Bendix, Kaye Halbert, and Magnavox. Plate supply 380-0-380 AC volts, 220 DCMA. Rect. fil. 5V. at 3 amps., other filaments, 6.3 at 1.2, 6.3 at 5.0 and 6.3 at 7.0.



P-8171—Power transformer replacement for Air King part A10109. Plate supply 375-0-375 AC volts, 225 DCMA. rect. fil. 5V. at 3 amps. Other filaments 6.3 at 2.0 and 6.3 at 9.0.

See Bulletin 451 on these new Stancor TV replacements.

STANCOR CR TUBE BOOSTER



A CR tube rejuvenator with many extra features suggested by the Stancor Serviceman Advisory Board. A light, compact unit that requires no soldering and no connecting to the AC line. It has extra long, 18" leads between the booster and its connector. Can be installed anywhere in the set. Auto-switch permitting a choice of two degrees of brilliancy. Supplied complete with bracket and screws for chassis or cabinet mounting.

P-8192...\$2.94 Dealer's net

FREE!

The new Stancor Simplified Television Transformer Replacement Guide, the most complete and the most concise ever published. Covers over 4400 TV models and chassis. All replacements are listed by manufacturers' original part number for instantaneous reference. Available from your distributor or from Stancor directly.



Stancor transformers are listed in Howard W. Sams Photofact Folders and in John Rider's Tek-Files

STANDARD TRANSFORMER CORPORATION

3584 ELSTON AVENUE, CHICAGO 18, ILLINOIS

PLASTIK-707

THE NEW *Spray-On* INSULATION

ONLY \$1.25 per 12 oz. CAN



AND PROTECTIVE COATING

FOR TELEVISION • RADIO ELECTRONICS

A CRYSTAL CLEAR - WATER WHITE ACRYLIC RESIN

ONE COAT LASTS indefinitely DRIES IN 10 minutes

There are hundreds of uses HERE ARE A FEW:

- ★ On T.V. antennas and lead-in connections; masts, guy-wires, turnbuckles to prevent weathering and corrosion.
- ★ On high voltage components of T.V. receivers; terminals, rectifier parts, coils, condensers to reduce corona losses.
- ★ On all T.V., radio and electronic metalware to preserve original brightness. Keeps equipment looking brand new!
- ★ On all household, industrial and marine metalware subject to tarnish and rust. No more polishing!
- ★ On canoes, boats, model aircraft as an improved form of "dope."
- ★ On packing labels, papers, documents, maps to moistureproof and keep clean.

Possesses high dielectric strength and resistivity. Is unusually inert to attack by acids, alkalis, alcohol, oil, hot water, chemical fumes and salt spray.

TRY A 12 OZ. CAN TODAY ON OUR MONEY-BACK GUARANTEE

At your local distributor. Write us for FOLDER #34

UNITED TECHNICAL LABORATORIES
Engineers • MORRISTOWN N. J. • Manufacturers

Because product leadership depends on component quality

Tektronix, Inc. relies on...





SELENIUM RECTIFIERS

The Tektronix Cathode-Ray Oscilloscope, recognized leader in its field, is a high precision instrument and light in weight because of essential mobility. Since it is urgent that sweep rates and deflection sensitivities remain constant in spite of line voltage variations, all critical voltages are electronically controlled.

Specified for the power supply, of course, are SELETRON Selenium Rectifiers to help maintain Tektronix standards. In the type 517 Oscilloscope, SELETRON 501 rectifiers are combined to furnish 750 milliamperes at 150 volts and 500 milliamperes at 225 volts. Their ruggedness and dependability aid materially in maintaining the stability of this wide band high voltage instrument.

Versatile SELETRON Selenium Rectifiers are available in a complete range of sizes for every electronic circuit—from a few mills up to thousands of amps. Whatever your problem in rectification—whether in radio, communications or for heavy industrial use, count on our engineers to be of real assistance. Your correspondence is invited... Remember, product quality depends on component quality!



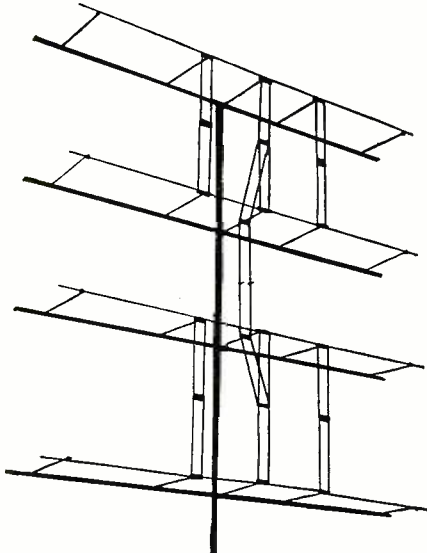
Seletron and Germanium Division

RADIO RECEPTOR COMPANY, INC.

Since 1922 in Radio and Electronics
Sales Dept.: 251 W. 19th St., New York 11, N. Y. • Factory: 84 N. 9th St., Brooklyn 11, N. Y.

COMPARE!


AND SEE FOR YOURSELF
The Famous RAY-SCOPE



The most talked about TV antenna designed for extreme fringe areas with exceptionally high gain on all channels.

Completely pre-assembled, light in weight, life-long construction. For power plus, it's the RAY-SCOPE.

The Famous RAY-SCOPE "400"



IT'S HERE! Just flip out elements and tighten wingnuts. The ultimate in pre-assembled conicals. Acclaimed to be the supreme leader in its field. Highest gain in fringe areas, solid aluminum casting front and rear element brackets, seamless tubing thruout with all-weather inserts, solid aluminum stacking bars, parts easily replaced and absolutely no loose hardware.

DON'T DELAY—SEE ONE TODAY

WRITE TODAY FOR CATALOGUE AND PRICES

Manufactured only by
The DI-CO TV & Plastic Co., Inc.
Milford, Conn.

Territories Available for Reps. & Jobbers

Look For This Trademark



and 2200-2300 (daily) for North America over OZF, 9.52, 2130-2150 and 2300-2320 (Mon., Wed., Fri.) for Danish ships over OZF, 9.52, 0400-0520 (Tue., Thur., Sat.) for Far East, Australia, New Zealand, and Danish ships over OZH, 15.18; 0900-1000 (Sun.) for the Faroe Islands over OZF, 9.52; 0900-1020 (Tue., Thur., Sat.) for South Asia and Danish ships over OZH4, 15.165; 1200-1220 (Tue., Thur., Sat.) for Danish ships in the Middle East and Mediterranean area over OZF, 9.52; 1240-1615 (daily) relay of Home Service program over OZU, 7.26. All channels have 50 kw. output. According to a notice in a Danish newspaper, a new transmission for Africa, Israel, Lebanon, Syria should now be in operation Mon.-Fri. 1200-1300 over OZH4, 15.165.

Radio Carve, 6.155, Montevideo, Uruguay, noted signing off around 2155. *Radio Guanacaste*, Costa Rica, noted on 6.200 signing off 2300; probably is TIMC, Heredia.

Flashes received at press time from Cushen, N. Z., include these—The central African colony of Uganda is to have a new short-wave and medium-wave service; the medium-wave transmitter will be 1 kw. and will be located at Entebbe, with coverage of that town and possibly Kampala; the short-wave transmitter, using 7.5 kw., will give complete coverage of Uganda and is expected to operate in the vicinity of 4.000 in the Tropical Band; the station—being built under the supervision of BBC engineers—will be completed in about a year. *Radio Malaya*, Kuala Lumpur, using new equipment and broadcasting from a transmitter site at Kajang, nine miles from Kuala Lumpur, has 5 kw., and is beamed north and south on 6.025 (has news 0625); two new 10 kw. broadcast-band transmitters are now in service—on 675 kc. with *English* and on 695 kc. with Chinese—both sign off 1030 except that the *English* outlet continues to 1100 Sats. The University of Istanbul, Turkey, 7.080, is heard daily 1330-1500 with fair strength; has been heard at closedown with *English* announcements, acknowledging reports from Australian and New Zealand listeners; signs with Mozart's "Turkish March." Says Sarawak is to operate regularly on short-wave shortly, and already has been heard by Edwin Knewstubb while off Singapore, Ma-

(Continued on page 156)

WANTED: BC-611, ARN-6, ARN-7, LP-21 Loops or other surplus equipment

Also interested in other airborne electronics. Top dollar paid. Inquiries answered promptly.
V & H Radio & Electronic Supply Co.
2033 W. Venice Blvd. Los Angeles 6, Calif.
Phone: REpublic 3-1127

WANTED

Navy Selsyns—types 1F, 1G, 1CT, 5F, 5G, 6G, 7G, etc. Autosyns: AY1, AY5, AY101D, AY201, etc. Tubes, Test Equipment, Signal Corps Equipment; Send Lists. Top Prices.

ELECTRO-110 Pearl Street • Boston

for dependable sound, INDUSTRY relies on ATLAS



DR Double-Reentrant Projectors

DEPENDABLE QUALITY:

The latest electro-acoustic research and engineering—and over 20 years of manufacturing know-how—are behind every ATLAS product.

DEPENDABLE SERVICE:

Coast-to-coast and around the world today—in every Industrial, Marine, Railroad, Military, Educational, Civic, U.S. and Foreign Government application—under every kind of climate and noise condition—ATLAS sound equipment is famous for highest efficiency and durability. That's the proof of ATLAS performance dependability.

DEPENDABLE DELIVERY:

Yes, ATLAS gives our Government highest priority. And yes, we too feel the pinch of material shortages. But our customers will continue to get our usual dependable delivery—because we believe in equitable and dependable distribution to all ATLAS users.

DEPENDABLE PROFITS:

Completeness of line, excellence of product, dependable delivery, right prices—that's the ATLAS combination that means high, steady Industrial Sound profits for You!


JUDGE for yourself, COMPARE ATLAS of your local Jobber today. See why ATLAS is the preferred line for utmost dependability. Write NOW for FREE latest Catalog 551



Paging & Talk-Back Speakers



ALNICO-V-PLUS Driver Units



Dual Speakers



FULL-GRIP, VELVET-ACTION Mike Stands

ATLAS

SOUND CORP.

1446-39th Street, Brooklyn 18, N. Y.
In Canada: Atlas Radio Corp., Ltd., Toronto, Ont.

RADIO Surplus Buys

500 KC CRYSTALS

500 KC Crystals in FT 241-A holders with 1/2" pin spc.

QUANTITIES AVAILABLE

\$1.95

ea.

1000 KC CRYSTALS

in FT 241-A holders.

Only Limited Quantities Available.

\$3.95

ea.

Send Full Amount With Order • Shipped Postpaid

C & H SALES CO.

BOX 356-N.T., East Pasadena Station, Pasadena 8, Calif.

Classified

Rate 50c per word. Minimum 10 words

RADIO ENGINEERING

COMPLETE radio, electronics theory & practice: television: broadcasting: servicing: aviation, marine, police radio, 12 or 18 months. Catalog. Valparaiso Technical Institute, Dept. N, Valparaiso, Ind.

SALE

AUTO Radios, \$19.95 up. Square Deal Stores, 266 E. 149th St., Bronx 51, N. Y.

HEARING aids, used. Zeniths, less accessories. \$7. One-piece Nationals, \$10. One-piece overhauled, with accessories, \$20.00. Shelby Instrument, 321 W. 7th St., Long Beach, Calif.

DIAGRAMS Radio. Record Changers. Recorders. 75c; Television with Service Data, \$1.25 up. State manufacturer and model number. Assorted diagrams five prewar, or three postwar. \$1.10. Kramer's Radio Service, Dept. M7, 36 Columbus Ave., New York 23, N. Y.

TUBES and equipment bought, sold, and exchanged. For action and a fair deal, write B. N. Gensler, W2LNI, 136 Liberty, N. Y. 6, N. Y.

FIVE element TV Yagi Beams, Aluminum Tubing, etc. Write for prices. Willard Radcliff, Postoria, O.

NEW RCA 3AP1A original cartons, \$6.75 each. Tubes, surplus—bought, sold. Free list. Write, Mark, Box 14, New York City 72.

RECORD Changer parts for leading makes. We ship everywhere. Friend's Wholesale Distrib., 106 N. 6th St., Philadelphia 6, Pa.

TV and FM Antennas, Yagi, Conical, Bow-Tie. Mounts, accessories. Lowest prices. Wholesale Supply Co., Dept. H, Lunenburg, Mass.

WANTED

WANTED: Set of Rider Manuals. Frank Lamber-son, 99 S. Grove, Valley Stream, N. Y.

WANTED: War surplus transmitters, receivers, test equipment, manuals. Arrow Appliance, Box 19, Boston 1, Mass.

WE wish to purchase military and laboratory quality test equipment of all descriptions. Also components, special tubes and instruction book relating thereto. Highest prices paid. Weston Laboratories, Weston 93, Mass.

AN/APR-4, other "APR-" "ARR-" "TS-" "IE-" ARC-1, ARC-3, ART-13, everything surplus: Tubes, Manuals, Laboratory equipment. Describe, price in first letter, Engineering Associates, 434 Patterson Rd., Dayton 9, Ohio.

WANTED: Federal type 101B voice-frequency ringers Signal Corps type TA-3/PT, Box 529, % Radio & Television News, 185 N. Wabash Ave., Chicago 1, Ill.

WANTED: Western Electric gray-finished equipment cabinets for 19" panels. Heights of 2'6", 3'6", 7'0" and 7'6". Box 530, % Radio & Television News, 185 N. Wabash Ave., Chicago 1, Ill.

WANTED: Top prices paid. Navy Selsyns 1DG, 1F, 1CT, 5CT, 5D, 5DG, 5G, 6G, 7G, etc. and RC-348, BC-221, AN/ART-13, AN/ARC-1, AN/ARC-3, RTA-1B, AN/APR-4. Lectronic Research, 719 Arch St., Philadelphia.

CORRESPONDENCE COURSE

USED Correspondence Courses and Books sold and rented. Money back guarantee. Catalog free. (Courses bought.) Lee Mountain, Pisgah, Ala.

USED correspondence courses and educational books, bought, sold, rented. Catalog free. Educational Exchange, Summerville, Ga.

MISCELLANEOUS

SPEAKERS repaired, wholesale prices, guaranteed workmanship. Amprite Speaker Service, 70 Vesey St., New York City 7.

BUY wholesale, 25,000 items, Catalog 25c. Matthews, 1472-R2 Broadway, N.Y.C. 36.

NEW PERFORMANCE STANDARDS

with the WEATHERS FM CAPACITANCE CARTRIDGE

20 to 20,000 Cycles Response

W-202 or
W-202-C
Cartridge
Set



DO YOU REALIZE WHAT LOWER
STYLUS PRESSURE CAN DO FOR
REPRODUCTION FIDELITY AND
RECORD LIFE?????

You can operate with stylus pressures
down to one gram with the new WEATH-
ERS Cartridge!

Get the NEW W-202-C Cartridge Set for your present
record player (automatic or manual to enjoy unex-
celled high fidelity reproduction).



For the ultimate in record reproduction, with
one gram stylus pressure, combine the standard
W-202 Cartridge Set with the new WEATHERS
W-12 or W-16 Reproducer Arm.



W-12
Reproducer Arm

Change to the WEATHERS Cartridge NOW and preserve
your records for the years to come.

WEATHERS INDUSTRIES

Box 531 66 E. Gloucester Pike
Barrington, N. J.

See your dealer or
write for literature

Standard R.M.A. Warranty	TUBES	Overnight Air or P.P. Service
6A2	\$.98 5U4-G	\$.59 717-A
6B2	1.10 5X4-G	\$.85 805
1L4	60 6AK5	75 807
1N23-A	2.45 6AN5	2.25 861-A
1N23-D	3.70 6CA	.49 872-A(GE)
1N34	.64 616	59 818
1N34-A	.75 7C30	85.00 1622/6L6M
1N54	.89 12A6	.65 1825
2002(GE)	15.95 12AU7	69 5512
2E24	2.75 250-TH	1.75 8624
2E30	2.19 304-TH	7.50 8930
2E30-A	80 304-TH	8.00 9001
4X150-A	35.00 310-A(WE)	5.95 9004(RCA)
5FP7	1.95 408-A(WE)	2.75 9006

500 other types stocked at similar savings

SELENIUM RECTIFIERS—FULL-WAVE BRIDGE TYPES				
Current (Continuous)	18/14 Volts	36/28 Volts	54/42 Volts	130/100 Volts
1 Amp.	\$ 1.25	\$ 2.10	\$ 3.60	\$ 7.50
2 Amps.	2.20	3.60	6.50	10.50
2 1/2 Amps.				13.00
4 Amps.	3.75	6.75	8.75	
5 Amps.	4.95	7.95	12.95	27.00
8 Amps.	5.50	9.00	14.00	33.00
10 Amps.	6.75	12.00	20.00	40.00
12 Amps.	8.50	16.00	25.50	50.00
20 Amps.	13.25	24.00	36.00	90.00
24 Amps.	16.00	31.00	39.50	98.00
30 Amps.	18.50	36.00		
36 Amps.	25.50	45.00		

• New, Selenium Rectifier Transformers
PRI: 115 V., 60 cycles in. } 4 Amps. . . . \$ 8.75
SEC: 9, 12, 18, 24, and 36 } 12 Amps. . . . 16.75
Volts. } 24 Amps. . . . 35.75

• 15V. PRI.—36V. 50 amp second XFMR. \$39.95
• 15V. PRI.—5V @ 190 Amp. SEC. \$59.95
• 15/230V. 60 cy. PRI. SEC.: 1.5, 30.5, 33.5, and
36.5V @ 4 AMPS. Hermet. sealed \$6.50

• New Selenium Rectifier Chokes
4 Amps.—.07 hy.—5 ohm \$7.95
12 Amps.—.01 hy.—1 ohm \$14.95
24 Amps.—.004 hy.—.025 ohm \$29.95

We can manufacture other Selenium Rectifier, Selenium Rectifier Supplies, XFMRs., & Chokes.

SOLA HEAVY-DUTY PLATE TRANSFORMER.
PRI: 200, 220, 240 volts—60 cy
SEC: 700-0-700 @ conservative 200 MA. 5"x6"x
6 1/2"—NEW—Wt. 19 lbs. Special @ \$17.50

• CARTER DYNAMOTORS 6 V DC Input—500 VDC
Output @ 150 MA. Only 7" x 4" x 3" \$28.00
In Grig. Mfr's Cartons. Only

• AR-11—SUPERHER RCVR & 50 WATT XMTR
w/built in 110 vac pwr. supply. Unit 12"x9"x5"
for 20, 40, & 80 meters. Brand New.
A complete station for only \$99.50

BARRY ELECTRONICS CORP.

136 Liberty Street, N. Y. 6, N. Y. RECTOR 2-2562
Terms: 25% with order, balance C.O.D.—Send a few
cents for postage—All merchandise guaranteed. F.O.B.
N.Y.C. Remember, you may order tubes not listed!

LEARN

Television-Radio Electricity

REFRIGERATION-ELECTRONICS

IN THE GREAT
SHOPS OF COYNE

**TRAIN QUICKLY! OLDEST, BEST
EQUIPPED SCHOOL of ITS KIND in U.S.
Draft Age and Older Men..**

Come to the Great Shops of Coyne in Chicago. Get
practical training in TELEVISION-RADIO or ELEC-
TRICITY— vital in Defense Program. Prepare now
for a better job or better service rating.

Approved for veterans—finance plan for non-vets.
Non-vets enroll now, pay most of tuition after gradu-
ation. If you need part-time work to help out with liv-
ing expenses while at Coyne, we'll help you get it.
Special plan for men of Draft Age.

FREE BOOK Clip coupon for Big Free Illustrated
Book. Indicate below course that
interests you. No salesman will call. Act NOW.

B. W. Cooke, President
COYNE TECHNICAL TRADE
INSTITUTE CHARTERED
NOT FOR PROFIT
Established 1899
500 S. Paulina, Chicago

**ELECTRICITY ★ TELEVISION
RADIO ★ REFRIGERATION ★ ELECTRONICS**

B. W. COOKE, Pres.
COYNE School
500 S. Paulina St., Chicago 12, Ill. Dept. 82-85H

Send FREE BOOK and full details on:

TELEVISION-RADIO ELECTRICITY

NAME _____

ADDRESS _____

CITY _____ STATE _____

PROFIT PICTURE WEAK? PICTURE TUBE REJUVENATOR

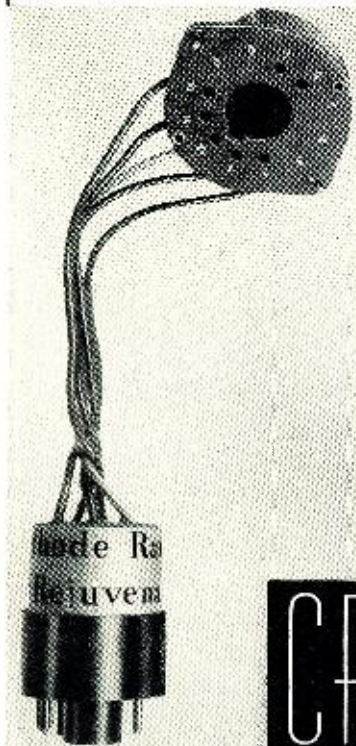
BRIGHTENS PROFITS

HOW IT WORKS: Easy-to-install PICTURE TUBE REJUVENATOR increases cathode emission of weak CRT's by raising cathode temperature — brightens the TV picture.

HOW IT SAVES: Actually assures years of clear-vue TV pictures from weak tubes. Save the difference between a new C.R.T. and only \$2.79 for the REJUVENATOR! Save on SERVICE CONTRACTS and PARTS WARRANTS. P.T.R. brightens your profit picture!

- ✓ Simple Plug-In Unit — installed in less than 1 minute.
- ✓ Permanent Hook-Up
- ✓ No Exposed Wires
- ✓ Fits all Size Tubes
- ✓ Automatically Operated

Model "C" for standard tubes \$2.79 Dealer Net
Heavy duty Model "B" for electrostatic tubes as well as standard. \$3.40 Dealer Net



Available at Local Jobbers,
or inquire
LABORATORIES, INC.
WHITEHALL BUILDING
FAR ROCKAWAY, NEW YORK

M-G 30 AMPLIFIER

- 30 watts output
- 4 inputs: 2 mike, 1 crystal phono, 1 reluctance
- Bass and treble controls
- Output impedance 2 to 500 ohms

You'll never go wrong when you buy M-G Sound Equipment. Built up to a standard, not down to a price, it's always a sound buy.

In spite of the fact that M-G equipment sells for far less than some others its performance, its tone, its volume, its watts-per-dollar value have sound critics agasp. Nowhere can you find so much amplifier performance at the price. Truly it's *the people's choice!*

Distributors who have tested M-G Amplifiers in their own sound rooms . . . compared M-G with others selling for much more . . . have replaced other amplifier lines with M-G and they're making more sales than ever before.

FREE Catalog

Catalog 200 shows the entire line of M-G Sound Equipment. Write for it today.

DON McGOHAN, INC.
3700 W. ROOSEVELT RD., CHICAGO 24, ILL.

Capture the *Missing Music* With a **PFAN-WOOD** TONEARM!

IN YOUR PHONOGRAPH RECORDS

Functional Design

Discover the hidden music in records—untapped by standard phonograph equipment. Use a good turntable, let the PFAN-WOOD TONEARM with a Strain-Sensitive Pickup* bring out the best in your records—old and new.

- ✓ Near Perfect Tracking gives friction-free lateral, vertical motion.
- ✓ Adjustable Needle Pressure, Tracking Angle.
- ✓ Different Woods dampen resonances, prevent transfer of vertical, horizontal vibrations.
- ✓ Adjustable Height and Vertical Alignment.

PFAN-WOOD TONEARM is equipped for the PFAN-TONE Strain-Sensitive Pickup. *Adapters available to use other pickups. Ask your radio supply man or write today for FREE INFORMATION.

Pfanstiehl
CHEMICAL COMPANY

106 Lake View Avenue Waukegan, Illinois
NOW READY—GENUINE PFANSTIEHL REPLACEMENT NEEDLES tipped with Patented M47B Alloy, for all popular cartridges.

laya, on "M.V. Ettrickbank," radiating on 7.210 on Sats. 0100 with race results; location is Jesselton or Kuching; signals were only fair with poor modulation. *Radio Ceylon* has announced that by now the beam to India from 2045 would be on 11.975 instead of 15.120; the schedule was to be 2045-0230 on 11.975; 0415-0615 on 9.520; 0630-1200 on 11.975. A complete list of *Radio New Zealand* channels allocated is—ZL6, 6.080; ZL11, 6.130; ZL12, 7.220; ZL13, 7.290; ZL18, 9.520; ZL2, 9.540; ZL8, 9.620; ZL3, 11.780; ZL9, 11.810; ZL10, 15.220; ZL4, 15.280; ZL5, 17.770; ZL14, 17.820; ZL15, 21.480; ZL16, 21.580; ZL6, 25.800; ZL17, 26.000. *Radio France-Asie*, Saigon, Indo-China (Vietnam), is fair on 6.115 to sign-off 0610 after French session.

Balbi, Calif., recently noted *Radio Dakar*, Fr. West Africa, on 9.56 signing on 0200 to 0315 sign-off, in native, but with announcements in French; fair level. He confirms *Radio Noumea*, New Caledonia, is now on 6.000 (moved from 6.03A), heard 0215 with bad CWQRM, but with over-all signal about the same as when was on former channel. Reports Moscow on 9.66 and 9.545 in *English*, strong signals 0100-0200.

The Russian clandestine station on 7.700A has been heard in Sweden 2230 broadcasting in the Russian language. (Radio Sweden)

Radio Peking, Central People's Broadcasting Station, No. 3, Hsi Ch'ang An Chieh, Peking, China, sent this schedule—Japanese 1530-1600, 6.100, 10.260, 15.060; Korean 1600-1630, 6.100; *English* 1730-1800, 11.690, 15.060; Indonesian 1800-1830, 11.690, 15.060; Vietnamese 1830-1900, 11.690, 15.060; Thai 1900-1930, 11.690, 15.060; Ke-Chai Dialect 1930-1945, 11.690, 15.060; Amoy Dialect 1945-2000, 11.690, 15.060; Burmese 2000-2030, 11.690, 15.060; Cantonese Dialect 2030-2045, 11.690, 15.060; Chaochou Dialect 2045-2100, 11.690, 15.060; Mongolian 0330-0400, 6.100, 7.500, 10.260, 15.170; *English* 0400-0430, 6.100, 9.040, 10.260, 11.690, 15.060, 15.170; Korean 0430-0500, 11.690, 15.060; Amoy Dialect 0500-0530, 11.690, 15.060; Indonesian 0530-0600, 11.690, 15.060; Japanese 0600-0630, 11.690, 15.060; Cantonese Dialect 0630-0700, 11.690, 15.060; Vietnamese 0730-0800, 11.690, 15.060; Standard Chinese 0800-0830, 6.100, 7.500, 9.040, 10.260, 11.690, 15.060, 15.170; *English* 0830-0900, 11.690, 15.060; Thai 0900-0930, 11.690, 15.060; Chaochou Dialect 0930-1000, 11.690, 15.060; Burmese 1000-1030, 11.690, 15.060. (Oskey, N. J.)

A correspondent for a British newspaper recently wrote from Berlin: "Plans for a new 5,000,000-pound (British Sterling) broadcasting station, transmitting in half a dozen languages—including *English*—are being worked out in secret in Bonn by West German Government officials. It will enable Germany to beam propaganda broadcasts all over the world for the first time since the Goebbels-run Nazi propaganda stations were closed down at the end of the war. An official said

today. 'The aim is to give Germany back an international voice, which is powerful enough to be heard all over the world.' One of the propaganda 'backroom boys' behind the plan is Dr. Wilhelm Scheidt, who wrote Hitler's war diaries in the Fuhrer's headquarters during the war, and is now in the Bonn Government's propaganda section.' (Catch, England)

WRH lists these schedules for some of the Indo-China (Vietnam) stations—*Radio Hanoi*, 6.165, 1800-1805 national anthem and announcements, 1805-1820 news in French, 1820-1900 Vietnamese, 2345-2400 news in French, 0530-0545 European music in *English*, 0545-0600 news in *English* (Sundays 0530-0600 *English by Radio*), 0700-0725 news in French, 0800-0900 European music. *Radio Dalat*, 7.265, 0550-0630 music, 0630-0700 news in French (Sat. only). *Radio Hue*, 7.205, 0530-0615 Vietnamese music, 0630-0715 news in French followed by European music.

WRH lists experimental stations in Thailand as HS1JS, Thai Army Signal Corps, Bangkok, 4.875, 0.5 kw., and 6.000, 0.3 kw.; HSE2, Territorial Department, Bangkok, 6.175, 0.2 kw., and HSU20, Thai Royal Air Force, Den Muang, 6.035, 0.2 kw.

* * *

Acknowledgment

Thanks for the increasing number of FB reports; sorry that space limitations this month prevented use of

more of them; but keep them coming to Kenneth R. Boord, 948 Stewartstown Road, Morgantown, West Virginia, USA. Good listening, fellows and gals! K.R.B.

Disc Recorder

(Continued from page 40)

5x7 PM type with heavy duty magnet and 3.2 ohm voice coil. Since this is an RTMA standard, it is practical to include the cutter in this circuit—in which case the value of R , in parallel with M_c , is 10 ohms. Considering that high frequency response of a magnetic cutter is partially governed by the ratio of its impedance to R , it is essential that the value of R should be equal to M_c , or slightly higher—but in no case to exceed twice the value of M_c in ohms. It is also well to note that the impedance of the magnetic cutter's input source has a marked effect on its high frequency response; thus, if greater pre-emphasis is desired, the cutter may be connected to the 16 ohm secondary tap—or even to as high as 60 ohms for maximum emphasis! Needless to say, this would be an extreme case where normal procedure had failed to register satisfactory highs. It must be remembered, too, that the higher the impedance used in the output's secondary, the more power must be available at the amplifier to give the same working voltage across the cutter.

Correct values may be determined for any speaker circuit impedance by Ohm's law, if impedance factors at 400 cps are considered as pure d.c. resistance. The 400-cycle impedance of a magnetic cutter, however, will be approximately $2\frac{1}{2}$ times its d.c. resistance, whereas the 400-cycle impedance of a speaker voice coil will be only $1\frac{1}{4}$ times its d.c. resistance. Thus, in computing values for R , the cutter has effectively 4 ohms d.c. In connecting M_c to a higher impedance source (16 ohms, or greater), R may be eliminated from the circuit entirely.

Incidentally, the M-41 employs a strong *Alnico* magnet with pole pieces of high permeability steel, rendering it absolutely free from saturation distortion. Its coil winding has a sensitivity of .6 volt-ampere, and any change of this sensitivity effects a corresponding change in the frequency response of the unit.

A NE-51 neon bulb is used to indicate correct cutting voltage during recording, and since this voltage is of prime importance, accurate adjustment of the 1-megohm control is highly essential. Cutting too heavily is a common tendency among beginners, but careful adjustment of the indicator is the best insurance against this fault. Such adjustment should be made with a good, high-resistance voltmeter across the cutter, and a phono pickup or other source feeding the amplifier.

Since satisfactory operation requires

McGEE'S \$250,000 PORTABLE P. A. SYSTEM SALE!

FEATURING 3-SPEED PHONO AND TWIN 12" ALNICO V SPEAKERS

IMMEDIATE SHIPMENT AT UP TO 60% SAVINGS!



28 WATT

PORTABLE P. A.
\$150.00 LIST VALUE

SALE PRICE **\$69⁹⁵**

Crystal Mike as Shown \$8.95 Extra

7-TUBES—WITH PUSH PULL 6L6 OUTPUT STAGE
3-SPEED PHONO TOP FOR 78-33 $\frac{1}{3}$ -45 R. P. M.
2 HEAVY DUTY 12 INCH ALNICO V SPEAKERS

Amp. fits in speaker cases. Makes 1 package. Leatherette covered plywood cases.

You get a high fidelity 7 tube push-pull 6L6 amplifier of the finest heavy duty quality that will put out 28 to 30 watts peak and 20 watts all day long. Inputs for 2 microphones, either crystal or dynamic. Separate mixing type volume controls for each mike. One phono input. Fully variable tone control. 2 super heavy duty 12" Alnico V PM speakers with 25 ft. of cable mounted in 2 carrying cases. The speaker cases snap together and the amplifier fits inside, making one package to carry. Compare the weight of this amplifier with others and you see it outweighs them by 50%. A 3 speed turntable and crystal pickup are built in the amplifier top to play all records. Stock No. AP-28N, shipping weight 71 lbs. for 110 volt AC operation. Complete as pictured, except for microphone. Sale price \$69.95.

Electro-Voice model 910 crystal mike with 20 ft. of cable, regular \$28.50 list with small stand. Sale price with amplifier, only \$8.95 extra. If floor stand is desired instead of desk stand add \$4.95.

5 Trailer loads—Over 50 tons of portable P. A. systems with an original list value of over a quarter-million dollars. Made for one of America's largest mail order houses. McGee made a tremendous purchase and passes the saving on to you, our customers. Never before in our history have we offered a portable P. A. system value of this kind. Get your order in now for immediate shipment. Be sure and follow our ordering instructions. No C.O.D. orders accepted without 25% deposit with order.



50 WATT

PORTABLE P. A.
\$250.00 LIST VALUE

SALE PRICE **\$99⁹⁵**

Dynamic Mike as Shown \$11.95 Extra

8-TUBES—WITH 4 6L6 P. P. PARALLEL OUTPUT STAGE
3-SPEED PHONO TOP FOR 78-33 $\frac{1}{3}$ -45 R. P. M.
2 SUPER HEAVY DUTY 12 INCH ALNICO V SPEAKERS

Amp. fits in speaker cases. Makes 1 package. Leatherette covered plywood cases.

You get an 8 tube high fidelity super heavy duty push-pull-parallel 6L6 (4-6L6's) audio amplifier that will give 50 to 60 watts peak output and 40 watts all day long. Has 2 inputs for microphones and one phono input, each with a separate mixing type volume control. Fully variable separate bass and treble tone controls. Has 3 speed phono motor and crystal pickup built in top to play all 3 speeds of records. 2 12" super heavy duty Alnico V PM speakers are mounted in separate leatherette covered plywood cases with 25 ft. of cable. Cases snap together and hold the amplifier, making 1 package to carry. Compare the 100 lb. shipping weight of this amplifier with other makes. Only the best materials were used by the manufacturer. Operates on standard 110 volt, 60 cycle AC current. The complete portable P. A. system as pictured, except for microphone. Stock No. AP-60X, shipping weight 100 lbs. Sale price, \$99.95.

Electro-Voice Dynamic Microphone model 810. A \$45.00 list mike with desk stand as pictured. Sale price with amplifier, only \$11.95 extra. If floor stand is preferred instead of desk stand, add \$4.95.

HOW TO ORDER: Send full remittance and you save the added C.O.D. collection fee, or if you wish include a 25% deposit and the shipment will be made C.O.D. for the balance. All prices F.O.B. Kansas City, Missouri. Specify whether you wish shipment to be made by Express or Truck. Amplifiers are not mailable.

McGEE RADIO COMPANY • 1422 GRAND AVE., KANSAS CITY, MISSOURI

MATTISON


SILVER ROCKET
630 CHASSIS with
• TUNEABLE •

BUILT-IN BOOSTER
for Better DX Reception

Featuring NEW CASCODE TUNER
made for UHF interchangeable
tuning strips and 70° COSINE YOKE

Tube
Complement:
28 tubes
3 rectifiers
1 CRT

32



All Channel Booster

• Broad band single knob control pre-amplifier built in to eliminate long leads which may cause regeneration and attenuation of signal.

• ONLY THE MATTISON 630 CHASSIS HAS AN ALL CHANNEL TUNEABLE BUILT-IN BOOSTER THAT INCREASES SIGNAL STRENGTH UP TO 10 TIMES. THE SILVER ROCKET WILL OUT-PERFORM ANY CHASSIS MADE AND IS PRICED RIGHT TO SELL FAST WITH

AN EXTRAORDINARY MARGIN OF PROFIT FOR YOU. WRITE FOR CONFIDENTIAL PRICE SCHEDULE.

• Mattison features a complete line of cabinets MADE IN MATTISON'S OWN CABINET FACTORY. 36 breathtaking designs that blend perfectly in any setting, traditional or modern.

All
Cabinets
Made in
Mattison's
Own
Cabinet
Factory!



The HERITAGE 21"

Genuine Mahogany. Deeply paneled 1 1/8" thick doors. Groch Mahogany design and Hi-light shading throughout. Illuminated channel selector. Chassis is side mounted. Dimensions: height 40", width 32 1/2", depth 23 1/2".

DEALERS! SERVICE DEALERS! Here is your opportunity to become the "important" TV Dealer in your area for THE FINEST CUSTOM-BUILT LINE OF TV RECEIVERS. FREE!! Write for Mattison's merchandising portfolio explaining the "UNASSEMBLED PLAN" and "\$1,000,000 FLOOR PLAN."



Manufactured with integrity

When you buy from Mattison you need only one source of supply! You can buy a Mattison Chassis, a Mattison Cabinet or a complete Mattison TV Set!

Mattison Television & Radio Corp.

893 Broadway, Dept. RN, N. Y. 3, N. Y.

a power level of approximately 1/4 watt, this represents a voltage of 1.58 across M_c , and for standard groove cuttings, the indicator should be adjusted to blink on 1 1/2 volt peaks. For 160-line fine groove recordings, this voltage must be reduced by 25% to prevent over-modulation and subsequent breakdown of the delicate groove walls. This will, of course, necessitate slightly higher gain in playback, but this is of little consequence in view of the high-output crystal pickups commonly used in modern phono systems.

It will be noticed that the function of blocking condensers C_1 and C_2 is to pass only a.c., or signal voltage, and it is most important that they be of proven quality, since any d.c. voltage in the indicator circuit would render it worthless.

Proper connections for the Astatic X-26 or X-29A are shown in Fig. 6C. Here again the blocking condensers are of critical importance, for in this instance, they not only feed the audio frequency voltage to the indicator for determining correct cutting volume, but also pass these impulses to the cutter.

As mentioned, the crystal cutter works right into the plate circuit of the output tubes. It is a high-impedance unit (70,000 ohms), and requires from 125 to 150 volts for normal operation. Characteristic approach to commercial recordings is obtained with a 50,000 ohm, 1 watt resistor at R_1 , in series with the cutter, and any desired accentuation of high frequencies may be obtained simply by bypassing R_1 with a paper condenser, C_2 connected at S_1 . It may be of any value from .001 μ fd. to .01 μ fd., depending upon the frequency emphasis desired, and remembering that the greater the capacity, the greater the pre-emphasis on highs. This boosting of highs is especially important while recording at slow speeds. If, on the other hand, more pronounced low frequencies should be desired, R_1 may be varied upward, even to as much as 1/4 megohm.

Crystal response at normal room temperature is substantially flat below 250 cps with constant voltage across the cutter, but at that point it begins to rise with frequency increase, hence the 50,000 ohm resistor in series, as indicated, tends to equalize the recorded level curve. Still higher values at R_1 will flatten the curve still more, or even slope it upward at the low frequency end, but general practice favors a value of 50,000 ohms.

Since a crystal cutter is not used in the output transformer secondary along with the playback speaker, a 3-position switch, S_{2a} , is used to disconnect the speaker while recording, at the same time placing R_2 across the secondary in order that proper loading be reflected back to the output plates. In its center position, S_{2a} eliminates both speaker and resistor, leaving J_2 free for external speaker connection.

If at any time speaker monitoring is required while recording from a radio tuner or similar input other than




Fig. 7. Bottom and back sections of recorder showing ventilator panels removed. Note 2" air space between chassis and case both front and rear. This facilitates wiring, incidental adjustments, and provides additional ventilation. Case is in two sections bolted together at center braces on frame.

microphone, it is quite simple to use "L-pad" type attenuation in the voice coil lead. This is accomplished with two fixed resistors: 10 ohms in series, and 4.5 ohms in parallel with the voice coil, thus providing attenuation of 12 db below recording level—which is wholly adequate for monitoring purposes. For the most part, no monitoring will be found necessary.

Adjustment of the level indicator is made with a voltmeter across the cutter, but for the crystal unit, peaks of 125 volts were found to be most satisfactory on standard cuttings, while this voltage must be reduced 25% for microgrooves. Manufacturer's specifications for the X-26 and X-29A are listed tentatively at 150 volts r.m.s., but variations for individual working conditions are usually in order. A few trial cuttings will serve as a basis for determining correct modulation, since many variable factors must be considered. Even the disc coatings must not be discounted in the final micro-adjustment necessary for top quality recordings, since a hard material offers more resistance to the cutting stylus than a softer one.

Mechanical Adjustments

Uniform quality in disc cutting requires only a few mechanical adjustments, but these are of utmost importance, and should be given most careful consideration before any initial tryouts. All basic adjustments are the same, regardless of the assembly used, and the instructions which follow apply to either unit.

Most important, perhaps, is the depth of cut adjustment, which regulates the "bite" taken by the cutting stylus as it pierces the coating material on the disc. This setting determines the size and, to some degree, the shape of the finished groove, both being highly important, since a clean groove of proper depth not only insures quiet tracking for playback, but also provides snug

contact with the pickup needle's radius so that the delicate modulation pattern is faithfully reproduced.

This depth of cut is regulated by a sunken screw adjustment, conveniently located on top of the recording arm. As a general rule, only a few turns—two or three at the most—will serve to vary the spring assembly for proper cutting tension. A test run of several grooves is the only practical means of determining the exact setting for this adjustment.

A good rule to follow is to effect such adjustment as will produce a 1:1 ratio, i.e., depth and width of the groove to equal the depth and width of "land," or uncut portion on the disc's surface. A fine, hair-like thread will trickle from the cutting stylus as the disc spins during recording, and the operator will soon be able to pass unerring judgment on his depth setting merely by an occasional inspection of this chip. A small tester, or magnifying glass, is also invaluable for close examination of size, spacing, and depth of the various groove formations. A disc, properly cut, will retain most of its glossy sheen when held at a diagonal to the light, whereas a disc that has been over-cut will present a dull, lackluster appearance. Similarly, a shallow cut will appear too glossy, with its lines very thinly etched and scarcely noticeable.

It must not be assumed that once proper adjustment is obtained, no further attention is necessary, for such is not the case. In fact, any change of brand in the discs used will invariably necessitate some minor change in cutting tension, since various coating materials possess entirely different characteristics and degrees of hardness, which means that corresponding variation of cutting tension will be needed to produce a given depth of cut. Thickness and type of base material must also be considered, in view of the fact that manufacturers' products vary from .020" to .100" in thickness for some types.

For general home-recording practice, it will be found highly expedient to select a standard brand of recording disc and then stick to it! Much experimenting, testing, and readjusting of equipment can thus be eliminated—not to mention the inevitable waste involved. The same applies to choice of cutting styli, and more detailed consideration of these items will be treated later.

Perhaps next in importance is the stylus angle adjustment, or in other words, the angle between the cutting face of the stylus and the surface of the recording blank, for upon this relationship rests the good reproductive quality of a groove cutting.

The stylus should cut at an almost 90 degree perpendicular for best overall quality. When this angle is greater than 90 degrees, the stylus is said to "lead," while less than the prescribed 90 degrees is called "lag." Usually, a slight lag is preferable, but should always be kept within 5 degrees of vertical for a hardened steel stylus,

HANDSETS—HEADSETS

HANDESET WESTERN ELECTRIC F3 with Button Push to Talk Switch, High Gain Fl Mike Button, Amphenol 4 Contact Plug, and Handset Hanger—Brand New **\$9.95**

T S-9 HANDESET—Used, Tested..... **\$5.95**

HEANDESET HS-30—Hearing Aid Type—Used: **\$1.50**
New: **\$2.50**
HANDSESET and Microphone Assr. PM Type, as used on Mark II No. 19 Set.....Used: **\$1.95**—New: **\$2.95**

AERIAL WIRE—Phosphorus Bronze #16 Stranded, 200 lb. test, Weatherproof, 150 Ft. on Reel, RL-3 w/Clips **\$1.50**
Telephone Wire—3 Cond. copper & steel, 525 Ft. **4.75**

JUST WHAT YOU NEED . . .

Standard Test Leads, 4"x1½" Prods., Pair **39c**—3 f/ **\$1.00**
Phone Plug—Nickel Plated, Screw Terminal..... **39c**—3 f/ **1.00**
Instrument Knobs—Bar, Octagon, Round, Set Screw, Skirts, Ass't..... **10 f/ 1.00**
Line Cord—Bro. Rubber 7 ft., Molded Rubber Plug..... **29c**—4 f/ **1.00**
Line Cord—Black Rubber 6 ft., Angle Molded Plug..... **39c**—3 f/ **1.00**

ANTENNA EQUIPMENT

MAST BASES—INSULATED:



MP-132 BASE—Illustrated at left—1" heavy coil spring, 2" insulator. Overall length: 11½". Weight: 2½ lbs. Price..... **\$3.95**
MP-48 BASE—Insulated type with heavy coil spring. Requires 1½" mounting hole. Weight: 1½ lbs. Price..... **\$4.95**
MP-57 BASE—Insulated type with heavy coil spring and 3" dia. insulator. Requires 1¾" hole for mounting. Weight: 9 lbs. Price..... **\$5.95**

MAST SECTIONS FOR ABOVE BASES

Tubular steel, copper coated, painted, in 3 ft. sections, screw-in type, MS-53 can be used to make any length with MS-52-51-50-49 for taper. Any section **50c** Each
Larger Diameter Sections: MS-55-54. **\$1.25** Each

TRANSFORMERS AND CHOKES

TRANSFORMERS—110 V. 60 CYCLE PRIMARIES:

6.3 V. 1 Amp. **1.25** 24 V. 1 Amp. **1.95**
24 V. ½ Amp. **1.50** 24 V. 6.5 Amp. **5.95**
6—24—or 30 Volt 8 Amp. **5.95**
Two 12 V. 4 A. windings, gives 12 V. 8 A. or 24 V. 4 A. **5.95**
325-0-325 V. 50 MA—6.3 V. 2.5 A.; 6.3 V. 6 A (Rect. 6x5) Half Shell—2¾"x3¾"x3"—No. T-23-28 **2.75**
440 VCT/70 MA—5 V. 2 A.—6.3 V. 4 A. **3.35**
700 VCT/200 MA—6.3 V. 4 A.—6.3 V. 4 A.—5 V. 3 A. **4.95**
490 VCT/60 MA—5 V. 2A.; 6.3 V. 4 A.; 6.3 V. 2 A. **3.25**
460 VCT/90 MA—5 V. 3 A.; 6.3 V. 4 A. **3.75**
175-0-175 V. 40 MA—6.3 V. @ 2.4 A.; 6.3 V. @ .6 A.; Half-shell 2½"x2¾"x2¾"—No. T-23-40..... **1.25**
350-0-350 V. 90 MA—6.3 V. @ 3 A.; 5 V. @ 3 A.; Upright—3¾"x3¾"x3¾"..... **3.25**

CHOKES:

5 Henries—150 MA. 85 ohms DC—Res. Cased. **\$1.95**
8 Henries—150 MA. 200 ohms..... **1.95**
5-20 Henries—300 MA. 110 ohms. 1000 V. Ins. **3.95**

AMPLIFIERS

BC-367 Amplifier—w/Tubes, less Dyn..... **\$4.95**
BC-605—With Tubes, Used..... **3.95**
BC-709—w/Tubes—New: **\$4.95**.....Used: **3.95**
BC-347—Less Tubes—New: **\$2.95**.....Used: **1.95**

BC-223 TRANSMITTER—With Tubes & TU-17 Tuning Unit.....Used: **\$26.50**

CABLE—Transmitter to Power Supply..... **\$2.00**

TUNING UNITS—TU-17—2000-3000 KC., TU-25—3500-5250 KC. **\$4.95** EACH

PE-125-AX POWER SUPPLY f/BC-223—12/24 Volt input; output 500 Volt 150 MA.....NEW: **\$20.95**

OPERATING MANUAL for BC-223AX..... **2.50**

SHOCK MOUNTING for PE-125..... **1.50**

FT-173 MOUNTING for BC-223..... **2.50**

Address Dept. RN • Minimum Order \$5.00 • Prices F.O.B., Lima, O. • 25% Deposit on C.O.D. Orders

FAIR RADIO SALES

132 SOUTH MAIN ST.
LIMA, OHIO

RADIO and TELEVISION ELECTRONICS



in all Technical Phases
New Classes (Day and Evening) Start 1st of Dec., Mar., June, Sept.

Free Placement Service for Graduates
For Free Catalog write Dept. RN-52

RCA INSTITUTES, INC.

A Service of Radio Corporation of America
350 WEST 4th ST. NEW YORK 14, N.Y.

COMMAND TRANSMITTERS

Complete with Tubes & Crystals

BC-457 Transmitter—4 to 5.3 MC.—Used..... **\$ 8.95**
BC-458 Transmitter—5.3 to 7 MC.—Used..... **7.95**
BC-459 Transmitter—7 to 9 MC.—NEW..... **22.95**
T-20/ARC-5 Transmitter—4 to 5.3 MC. NEW **12.95**
BC-456 Modulator—NEW: **\$5.95**—Used: **2.95**
Transmitter Rack—Single: **\$1.50**—Dual: **2.00**
Rec. Rack—Dual: **\$1.50** Modulator—Mtg. **1.50**
Rec. Dyn.—Used: **\$2.95** Trans. Dyn. Used: **2.95**

RECEIVERS:

R1/ARR-1 Receiver—easily converted to 220 MC. (See R.N. Jan. '49) Complete w/Tubes. NEW..... **\$4.95**
RA-10 DB Receiver—24 Volt with Tubes and Dynamotor—Used..... **\$29.95**

CORDS—CABLES

CD-501 Cord w/GN-45 Generator..... **\$2.50**
CD-318 Cord w/PL-68 & SW-141 & JK-48F **.89**
CD-307 Cord—6.5 Ft. w/PL-55 & JK-26..... **.89**
CD-604 Cord w/C-410 Trans. & PL-54 Plug..... **.89**
CD-365 Cord for LP-21 Loop..... **1.50**
MC-215 Tuning Shaft for 274N..... **2.00**

POWER SUPPLIES:

VIBRATOR TYPE—6 Volt DC input; output 230 Volt DC 50 MA.—not filtered—w/tube. Ideal for Command Receiver operation as receiver is filtered internally. Size: 4¼"x1¼"x3¼"..... **\$4.95**
PE-157 POWER SUPPLY—2 Volt Vibrator Supply, operates from BB-54 2 Volt Battery mounted in Case. Output voltage 1.4 V. ½ Amp 125 V. 50 MA. Less Battery, Speaker, & External Power Cord—with Vibrator..... **\$4.95**
BB-54 2 Volt Dry Battery..... **2.95**
MP-28 BA Power Supply & Modulator f/TA-12—New:..... **\$29.95**
Power Supply No. 3 f/Mark II No. 19 Radio Set, 12 or 24 V. Two PM Dynamotors: 500 V. 50 MA; 275 V. 110 MA—New:..... **\$12.95**
PE-104 Vibrator Unit f/BC-654..... **10.95**
550C Vibrator f/PE-104—New..... **1.95**
VB-16 Vibrator f/PE-237—SCR-694—New..... **4.95**
VB-9 Vibrator—6 Volt 4 Prong—New..... **1.00**
VB-8 Vibrator—2 Volt—New..... **1.00**

BLOWERS—115 VAC 60 CYCLE



SINGLE TYPE: (Illustrated at left) 100 CFM, 2¼" intake; 2" outlet, Complete size: 5" x 6". Order No. RN-520..... **\$7.99**
DUAL TYPE: 100 CFM, 4" intake; 2" Dis., Each Side. Complete size: 8" x 6". Order No. RN-500..... **\$12.95**
COMPACT TYPE: 108 CFM. Motor built inside squirrel cage. 4½" intake; 3¾" x 3" Dis. Complete size: 4¼" W x 8¾" H x 8¾" D. Order No. RN-860..... **\$13.50**
FLANGE TYPE: 140 CFM, 3½" intake; 2½" Dis. Complete size: 7¾" W x 7¼" H x 6¾" D. Order No. RN-865..... **\$12.95**
FLANGE TWIN: 275 CFM, 4½" intake; 3¾" x 3" Dis. Complete size: 11¼" W x 8¾" H x 8-1/16" D. Order No. RN-134..... **\$20.95**

DYNAMOTORS:

DYNAMOTOR and BLOWER: 9 Volts DC input; output 450 Volts 60 MA. 4500 RPM. At 6 Volts DC input; output 260 Volts 65 MA. 3000 RPM. **\$4.95**
PE-101C DYNAMOTOR..... NEW **\$3.95**

INPUT:	OUTPUT:	STOCK NO.:	PRICE:
14 V. DC	600 V. 300 MA.	BD-86	\$9.95
12 V. DC	220 V. 70 MA.	DM-24	6.95
12 V. DC	220 V. 100 MA.	DM-18	4.95
14 V. DC	375 V. 150 MA.	DM-375	8.95
14 V. DC	330 V. 135 MA.	DM-330	7.95
14 V. DC	500 V. 500 MA.	PE-59	14.95
12 or 24 V. DC	275 V. 110 MA.	USA/0516	3.95
12 V. DC	250 V. 50 MA.	DM-25	8.95
12 or 24 V. DC	500 V. 50 MA.	USA/0515	3.95
12 or 24 V. DC	440 V. 200 MA.		
	225 V. 100 MA.	D-104	14.95
28 V. DC	250 V. 60 MA.	PE-86	5.95

AIRCRAFT CONTROL CABLE

3/32"—7x14 Strand, Weatherproofed, Galvanized, 9220 lb. Test. Ideal for Television Cuing and many other uses. Prices: 3/8c per Ft.—1000 Ft. or more @ **3c** per Ft.

85 KC HF COIL—7267—for BC-453..... **\$1.50**
TU-7-8-9-10-26 for BC-191/BC-375.....Used: **3.95**

For The Very Finest
in
High Fidelity

MASCO

Concert Master



20-Watt
Amplifier
with Remote Pre-Amplifier

Unequaled realism of tone. The ultimate in high fidelity for the critical music lover. A few of its outstanding features:

- Less than 0.2% harmonic or intermodulation distortion at 20 watts, from 20 cycles to 40,000 cycles.
- Frequency response 10 to 50,000 cycles $\pm 1/2$ db at 20 watts.
- Response better than 5 cycles to 140,000 cycles $\pm 1/2$ db at 1 watt.
- Eight position switch selects proper equalization for all records, radio tuner, tv tuner, tape recorder.
- Loudness Control plus separate bass and treble controls.
- Pre-amplifier housed in hand-rubbed mahogany cabinet.
- Separate input volume controls for radio tuner, tv tuner, tape recorder, crystal phono pickup.

List Price
CM-20 20-Watt High-Fidelity Amplifier .. \$155.00*
CMR-20 20-Watt High-Fidelity Amplifier
with remote pre-amplifier in
hand-rubbed mahogany cabinet
with 6-foot cable and plug \$245.00*
* Plus F. E. T.

Write for Catalog CM-53



MARK SIMPSON Mfg. Co., Inc.
Long Island City 3, New York

and even less for sapphire or Stellite types. This is explained by the fact that most hardened steel varieties have a much broader cutting face than the more expensive types, and therefore have the tendency to take a larger bite at any given angle of adjustment. On the other hand, a sapphire has a very thin, V-shaped face and will operate quite satisfactorily at very near a 90 degree perpendicular.

A simple check of the stylus angle is made by placing the cutter on a disc in recording position and then sighting across the surface of the disc, at a low angle, in such a manner as to include the stylus shank and one side of the turntable shaft in a direct line of sight. Thus any departure from absolute vertical is easily detected in the stylus, and may be corrected by varying the recording arm's height.

A stop-screw is provided at the base of the arm for this purpose, and it follows, of course, that any variation of height at this point affects the angle at which a stylus will contact the recording surface. Sufficient adjustment is available at the stop-screw for correct alignment, provided a short-shank stylus, for which the equipment is designed, is used. It will be absolutely

impossible, however, to obtain satisfactory alignment if a long-shank type is inserted in the chuck, and such substitution should never be attempted with this equipment.

Any further mechanical adjustment is purely incidental, insofar as the cutting assembly is concerned. It is now an accepted practice for stylus manufacturers to incorporate a "flat" or positioning surface on their products, so that the chuck screw automatically assures correct "set" of the cutting face when a new stylus is inserted. They also feature an included angle of approximately 87 degrees which causes the shaving to throw inward during the cutting process. This feature, together with the shaving collector supplied on the R-85L or R-90L, will make the thread-like cutting move inward and away from the head, so that no difficulty should be experienced from such accumulations. Bear in mind that they must be brushed occasionally toward the center spindle.

Blanks and Styli

A wide variety of both blanks and styli have been tested on the recorder described—popular commercial types ranging from the very cheapest to the

SWITCHING ARRANGEMENT FOR HI-FI

By JESSE L. MEREDITH, JR.

AFTER a long search and many building experiments looking for a suitable control unit for my Williamson amplifier, I have finally settled on the unit described in the article, "Front End Control Unit for Williamson Amplifier." (June 1952 issue of RADIO & TELEVISION NEWS.)

The combination works beautifully incorporating everything I wanted in one unit. However, a fly appeared in the ointment in the person of my spouse. During all my experiments she has voiced the same objections, "There are too many switches to turn on. You have to turn on the radio switch, you have to turn on the TV switch and turn off the radio, you have to turn on the phonograph switch, then you have to turn another switch (the Input) after you get all these turned on or off to hear anything. It's too complicated for me, or anyone else except yourself." All of which is true. I want a home entertainment center that will give pleasure and not frustration. There should be just one "on and off" switch for everything. All the adjustment controls can be labelled plainly.

After considerable thought the obvious answer hit me. It's so simple as to be easily incorporated by anyone on his preamp unit. The addition of another rotary switch (by means of a flexible coupling shaft) to the input selector switch solves everything. The reason for the extension shaft is to make possible the external mounting of the a.e. switch on the rear of the chassis. Since one goes to so much trouble to keep hum and a.e. out of the unit, there is not much sense in tempting fate by bringing several a.e. lines inside again.

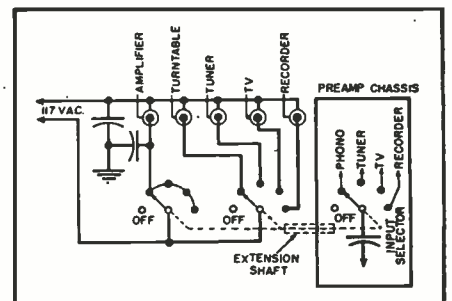
Perhaps the diagram of Fig. 1 will explain the idea a little more clearly. As can be seen, the amplifier is on at

all times, whereas the other units are only on as selected. By removing all "on-off" switches from the various units (TV, tuner, etc.) you eliminate the multiple a.e. switch arrangement. This might necessitate changing a few pots, to those without switches on them. Each unit is then plugged into its respective socket.

One switch now accomplishes the selection of the unit to be used as well as switching the audio. Now both my wife and the children can turn on "Arthur Godfrey" or "Beanie" without my assistance. We now have full enjoyment of high fidelity reproduction minus petty frustrations.

In regards to actual construction, the average builder has his own ideas on the matter so I will say little except to describe briefly my own. I used an octal plug from the chassis to the group of sockets to the preamp chassis connected by the switching cable to facilitate removal. The group of sockets was assembled on a "U" shaped piece of aluminum with two bypassing condensers to ground; these two serve for all the power transformers. —30—

Fig. 1. Author's switching arrangement that eliminates a duplication of audio controls.



very finest—and it must be said that over-all characteristics were found to be fundamentally the same, notwithstanding certain physical properties associated with individual brands, and a resulting necessity for minor readjustments in cutting technique.

In the case of blanks, for instance, it is readily understandable that a hard coating requires more tension on the cutter than a softer type for a specified depth of cut; on the other hand, the soft coating is less durable in playback, since minute frequency variations along its walls are unable to withstand repeated tracking of the pickup needle. Too hard a coating, however, tends to hamper frequency response, in view of excessive retarding action encountered by the stylus, and for this reason, a compromise seems to offer the most effective solution.

Most of the better quality recording blanks are available on a durable aluminum base of approximately .021" thickness, coated with a nitrate or cellulose material. Economy types with essentially the same coating are also supplied with a thinner aluminum base. While flexible and easy to warp, these will be found generally satisfactory in the smaller sizes—8" diameter, or under.

There are several fiber or composition base types available which are excellent for trial cuttings and experimental use at a minimum cost but, generally speaking, these are not recommended where top quality recordings are desired.

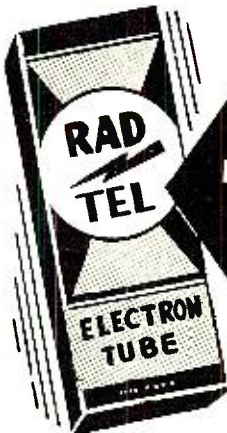
Cutting styli for home-recording are of three principal types: steel, Stellite, and sapphire, with both price and effective cutting life ranging upward in that order. Whereas a steel point must usually be discarded after cutting only a few discs, a good natural sapphire point gives good service for as long as 10 or 15 hours and may then be re-sharpened time and time again.

Stellite is a good middle-of-the-road choice for combined economy and moderately long life, but the operator will no doubt be quick to recognize the long range saving and peak performance of a sapphire as his best investment. Frequency capabilities are uniformly good on all three types, with the sapphire point quite naturally receiving first choice for top rendition.

For microgroove, or 160-line recording, a sapphire stylus is an essential rather than a luxury, since this involves extremely delicate cuttings and very close spacing of lines. The relatively broad cutting face of a steel type is definitely not practical for groove spacings in excess of 120 lines-per-inch.

For general purpose applications, the *Duotone* No. 12 sapphire cutting stylus, in combination with *Duotone's* "Red Label" nitrate-coated, aluminum-base discs, are recommended, since repeated tests under widely varying conditions during the original construction of this recorder have shown them to be of uniform quality and well-suited to home-recording equipment and procedure.

For additional economy, the com-



Sensational TUBE SAVINGS

70% to 90% Off List!

Thousands of tube buyers have recognized the tried and true performance, plus economical service of Rad-Tel fully guaranteed tubes. Each tube is rigidly tested, each tube is a standout value—sufficient reason why Rad-Tel tubes are the sensation of the nation.

All Tubes Individually Boxed! Same Day Service!

✓ Check this list for Fully 90-Day Guaranteed Tubes

Type	Price	Type	Price	Type	Price	Type	Price	Type	Price
OB3/VR90	.75	5U4G	.45	6BJ6	.39	6V6GT	.39	12SR7	.49
1A5GT	.46	5V4	.73	6BK7	.59	6W4GT	.44	14A7	.44
1A6G	.59	5X4	.40	6BL7	.59	6W6GT	.44	14AF7	.50
1A7GT	.47	5Y3	.32	6BQ6GT	.59	6X4	.37	14B6	.40
1AB5	.59	5Y4G	.35	6B7GT	.72	6X5GT	.37	1417	.60
1B3	.60	6A3	.59	6BY5	.65	6Y6G	.48	14W7	.60
1B5	.59	6A7	.59	6BZ7	.90	7A4	.47	19BG6G	.95
1B7GT	.59	6AB4	.44	6C4	.37	7A7	.48	19C8	.70
1C5GT	.43	6AG5	.43	6C5GT	.39	7A8	.43	19T8	.79
1E7	.29	6AJ5	.90	6CB6	.44	7AF7	.53	19V8	.89
1H4G	.48	6AK5	.75	6CD6G	1.11	7B4	.44	25BQ6GT	.62
1H5GT	.40	6AL5	.38	6D	.45	7C5	.40	25L6GT	.39
1G6	.60	6AQ5	.39	6E5	.48	7C6	.40	25Z5	.40
1L4	.46	6AQ6	.37	6F5GT	.39	7E6	.49	25Z6GT	.37
1L6	.43	6AR5	.37	6F6	.37	7F7	.59	25W4	.56
1LC5	.51	6AS5	.50	6GG6	.52	7N7	.47	26	.45
1N5	.46	6AT6	.37	6H6GT	.41	7X7	.70	27	.39
1P5	.57	6AU6	.38	6J5GT	.37	7Y4	.34	32L7	.85
1Q5	.58	6AV6	.37	6J6	.52	12AL5	.37	35B5	.40
1R5	.45	6AX4	.53	6J7G	.43	12AT6	.37	35C5	.39
1S5	.39	6B4G	.64	6J8	.69	12AT7	.56	35L6GT	.41
1T4	.45	6B5	.64	6K5	.47	12AUG	.38	35W4	.37
1T5	.53	6BA6	.39	6K6GT	.37	12AUG	.43	35Z4	.39
1U4	.45	6BA7	.57	6K7	.44	12AV6	.39	35Z5GT	.37
1U5	.39	6BC5	.44	6L6	.64	12AV7	.59	36	.60
1X2	.63	6BV7	.71	6O7	.45	12AX4	.48	41	.42
2A3	.70	6BD5GT	.59	6S1	.38	12AX7	.48	42	.42
3A4	.45	6BD6	.45	6S8	.53	12AZ7	.69	43	.55
3E5	.46	6BE6	.39	6SA7GT	.43	12BA6	.38	45	.55
3O4	.48	6BF5	.41	6SC7	.41	12BA7	.46	50B5	.39
3Q5GT	.49	6BF6	.37	6SD7GT	.41	12BD6	.45	50C5	.39
3S4	.46	6BG6G	1.25	6S7GT	.41	12BE6	.39	50C6	.59
3V4	.47	6BH6	.46	6SH7	.73	12BF6	.39	50L6GT	.41
				6SJ7GT	.41	12BH7	.63	50Y6	.46
				6SK7GT	.41	12K7GT	.46	50Y7	.50
				6SL7GT	.48	12Q7G	.39	70L7GT	1.09
				6SN7GT	.52	12S8	.70	75	.41
				6SQ7GT	.37	12S7GT	.44	76	.44
				6S7	.42	12S7	.44	78	.48
				6T8	.56	12SK7GT	.48	80	.35
				6U5	.44	12SL7GT	.47	117L7	.99
				6U8	.61	12SN7GT	.52	117Z3	.37
				6V3	.93	12SQ7GT	.44	807	.99

Rad-Tel
TUBE CO.

"Integrity Is Our Chief Asset"

Phone: Essex 5-2947

TERMS: A 25% deposit must accompany all orders—balance C.O.D. All shipments F.O.B. Irvington warehouse. Orders under \$10—\$1.00 Handling Charge. Subject to prior sale.

Enlarged Quarters to Serve You Better!

115 COIT STREET
IRVINGTON 11, N. J.

Unlimited Opportunities in RADIO ENGINEERING

DEGREE IN 27 MONTHS

Complete Radio Engineering course, including Telev., U. H. P., and P. M. Bachelor of Science Degree also in Mech., Civil, Elect., Chem., and Aero. Eng.; Bus. Adm. Acct. Extensive campus, modern buildings, well equipped labs. Low cost. Prep courses. Personalized, practical instruction. Founded 1884. Placement service. Growing shortage of engineers. Prepare now for unlimited opportunities ahead. Enter January, March, June, September. Write for catalog.



TRI-STATE COLLEGE

16112 College Ave. ANGOLA, INDIANA

Moody Kit TOOLS ARE A MUST IN RADIO, T.V. AND ELECTRONICS

Your tool box is incomplete if it lacks Moody Kit precision small tool sets. The PA-5 Kit shown contains five in-



terchangeable Allen type and Phillips head screw drivers. Ask to see the complete Moody line at your local stores.

SEND FOR FREE DESCRIPTIVE BOOKLET
Moody MACHINE PRODUCTS CO., INC.
4 Culver Street, Providence 5, Rhode Island

Your Best Buys in TRANSMITTING

NEW, BOXED, FACTORY PRE-TESTED
GUARANTEED
IMMEDIATE DELIVERY
10% Discount on Orders Over \$500

CASH FOR YOUR SURPLUS INVENTORIES

Type	Each	Type	Each
4B32	7.50	304B	4.50
HF60	2.65	308A	35.00
111A	5.45	315A	15.95
HF120	4.50	315AW	15.00
ZB120	4.50	332A	14.50
AX4-125A	15.00	333A	16.75
HF125	8.75	450TL	37.50
HF130	6.25	468	12.50
HF140	5.50	492	125.00
HF150	6.25	504R	55.00
HF175	7.25	508	150.00
HF200	12.95	520MT	67.50
HF201A	9.00	562A	85.00
203A	6.50	575A	9.95
204A	35.00	673	12.95
211B	6.75	803	2.75
211D	6.75	805	2.50
212	37.50	807	1.59
212E	35.00	813	8.75
217C	5.95	830	2.50
221A	5.50	833A	39.50
222A	125.00	849	17.50
228A	100.00	849A	19.95
242-C	6.50	859	175.00
249-B	3.25	872A	2.75
HF250	12.00	1652	115.00
255B	65.00	ZB3200	120.00
267-B	8.95	5331	5.00
270A	65.00	5332	5.00
279A	150.00	5666	125.00
301A	5.00	8002R	77.50
		8011	.75

Sold on money back guarantee
(Subject to change in Price)

TUBES

MANY OTHER TYPES AVAILABLE
ALL PRICES F.O.B. N. Y. MINIMUM ORDER \$10

20% DEPOSIT (Check or Money Order)
Balance sent By Express C.O.D.
Rated Companies—Send Purchase Order

J.A.N.'s

Type	Each	Type	Each
OZ4A	.55	249C	\$2.95
2J11	12.50	259R	3.95
2J34	12.50	287E	8.95
2J37	6.95	307A	2.75
2J39	22.50	371B	3.50
2x2	.45	375A	3.50
3B7	.44	803	3.25
3D6	.35	805	1.59
SFP7	1.75	814	2.75
SHP1	5.75	830B	2.75
10	2.50	842	2.75
10T1	.50	864	.35
RK34	.35	876	1.49
10	2.50	976	.59
UH50	3.00	957	1.50
GAM 54	1.95	958A	.50
VR150	.90	1625	.30
VT218Brit	45.00	1626	.30
227A	2.95	8412	1.75
231	.75	8019	1.50



190 Washington St., New York 7, N. Y.
Phone WOrth 2-1042-3

NEW SCR522s AND ADFs

SCR522 complete installation.....\$150.00
SCR269F complete installation..... 150.00
R5/ARN7 complete installation..... 250.00
Inverter not included with ADF.

LI RADIO CO. Box 474 Montrose, Pa.

ON-THE SPOT BATTERY RECORDER

WALKIE-RECORDALL 5 lb. miniature BATTERY RECORDER-PLAYBACK
Continuous, permanent, accurate, indexed recording at only 5¢ per hr. Instantaneous, permanent playback. Picks up sound up to 60 ft. Records conferences, lectures, dictation, 2-way phone & sales talks; while walking, riding or flying. Records in closed briefcase with "hidden mike"! Write for Detailed Literature.

MILES REPRODUCER CO., INC.
812 BROADWAY Dep't RM-11 NEW YORK 3, N. Y.

standard brands
TUBES

SAVE!

individually boxed

Fully Guaranteed!	
OZ4	.49
1B3GT	.79
1L4	.59
1R5	.59
1S4	.69
1S5	.59
1T4	.59
1U4	.63
1U5	.55
1X2A	.72
3Q4	.68
3Q5GT	.65
3S4	.59
3V4	.59
5T4	1.19
5U4G	.49
5V4G	.89
5Y3G	.35
6AB4	.55
6AC7	.89
6AG5	.59
6AG7	.95
6AH6	.95
6AK5	.85
6AL5	.49
6AQ5	.49
6AQ6	.45
6AR5	.49
6AS5	.56
6AT6	.41
6AU6	.49
6AV5GT	.99
6AV6	.41
6B4G	.89
6BA6	.49
6BC5	.59
6BE6	.52
6BF5	.63
6BG6G	1.59
6BH6	.65
6BL7	.89
6BN6	.85
6BQ6	.98
6BQ7	.98
6C4	.44
6C5	.51
6CB6	.59
6CD6G	1.65
6E5	.69
6F6GT	.49
6H6	.51
6J5GT	.49
6J6	.69
6K6GT	.49
6L6GA	.95
6SA7GT	.55
6SC7	.69
6SF5	.52
6SH7	.59
6SJ7	.49
6SL7GT	.59
6SN7GT	.66
6SQ7GT	.45
6SR7	.45
6T8	.79
6V6GT	.51
6W4GT	.49
6W6GT	.59
6X4	.44
6X5GT	.39
12AT6	.42
12AT7	.69
12AU6	.49
12AU7	.59
12BA6	.49
12BE6	.52
12BH7	.74
12S4GT	.56
12SG7	.55
12SK7GT	.57
12SN7GT	.66
12SQ7GT	.57
19BG6G	\$1.59
19T8	.79
25AV5GT	.95
25BQ6GT	.98
25L6GT	.49
25Z6GT	.45
35B5	.55
35C5	.55
35L6GT	.55
35W4	.37
35Z5GT	.35
50B5	.55
50C5	.55
50L6GT	.54
117N7GT	1.35
117P7GT	1.35
117Z3	.49

Many other types equally low priced—include all your tube needs with your order.
Above prices effective Sept. 15, 1952. One of the largest stocks in the country!
Min. Order \$25.00. Terms: 25% with order, balance C.O.D.
All prices subject to change without notice, F.O.B. New York City. Mail order division.

TeleVision Materials Corp.
125 Cedar St., New York 6, N. Y. • COrtlandt 7-4307

pany's "Purple Label" disc is also capable of excellent results, possessing the identical nitrate coating material of its "Red Label" companion, but on a very thin aluminum base, and therefore requiring careful manipulation, both in recording and playback, to prevent warping or other structural damage. Practically all types must be given special consideration during hot weather, as there is a marked tendency for the discs to soften and stick together. Upright storage is preferable, with slight interspacing for ventilation.

It will be readily understood, of course, that many good recording products are commercially available, and a conscientious appraisal of several leading brands will no doubt lead to some personal preference.

Making the Recording

The actual process of cutting a record is not only surprisingly simple, but highly fascinating as well. In fact, when one considers the popularity of disc recordings and the host of "platter" fans who go in for extensive collections of various disc types, it is indeed rather surprising that so few experimenters have taken an interest in the recording technique itself. The field is a varied one, and certainly offers unlimited possibilities—all of which are well within the grasp of any average audio fan who can wield a soldering iron and follow a conventional schematic!

Until proper "feel" of the equipment has brought a certain amount of self-assurance, a few trial grooves should always be made before attempting a full record, being careful to note the exact setting of gain controls as the proper cutting level is reached. Trial grooves should of course be made on a blank which is identical to the one to be used for the final recording, and this test disc may be saved for many additional spot-cuttings, it being quite naturally assumed that the operator plans eventually to standardize on one particular brand.

After selecting the speed desired (33 1/3, 45, or 78), place a recording disc on the turntable so that the retractable drive pin (see Fig. 2) engages the extra disc hole to prevent slipping, and then very gently position the recording arm over the disc's outer edge, lowering the cutter until its follower spring meshes with the lead-screw underneath. Now let the stylus come to rest on the face of the disc, approximately 1/4" from the edge.

In disc recording, it is usually deemed inadvisable for the cutter to rest on a disc or other hard surface while the turntable is not in motion, as any signal fed inadvertently to the recording head will cause intense vibration of the stylus, thereby ruining its delicate point, and likewise digging out a hole in the record. On this unit, however, such damage cannot occur, due to the positive "record-playback" arrangement provided by the dual function of S_{1A}-S_{1B}. Recording voltage is excluded from the cutter until the

turntable has been actually set in motion, at which time the working light comes on, the cutter is energized, and the entire recording process is at your finger tips.

For that professional touch, first allow the cutting head to make two or three silent grooves before advancing controls to get the program under way. This avoids any messy chopped or inarticulate beginnings, and likewise allows the motor-drive assembly to attain full efficiency at its given speed. The incoming signal, or program, should then be boosted immediately to full recording level and remain constant throughout the cutting, as any up-and-down variations from normal at the controls will introduce a very displeasing effect during playback, necessitating similar up-and-down variations at the playback amplifier.

The indicator light should be monitored throughout the recording to make sure proper voltage is being applied to the cutter. If the volume level is too low, it will be necessary to increase the gain during playback to a point where surface noise will be highly objectionable. On the other hand, if the recording level is too high, frenzied action of the stylus may break down the delicate wall spacings between grooves, thus ruining the record.

Another disturbing result of over-cutting is the introduction of "ghosts" and "echo" in the playback. These effects are said to be present when excessive volume and cutting depth have driven the stylus almost through its thin groove wall, so that during playback, traces of its impressions are picked up not only from the groove in which the playback needle is tracking, but from adjacent grooves, as well. Ghost effects are defined as being the sound images from a groove preceding the tracking groove, while echo effects are the images from a groove immediately following the one in which the playback needle is tracking. The remedy for such annoyances is simple and consists of proper adjustment of both cutting depth and recording level, as previously discussed.

As shavings trickle from the cutter, have a small camel's hair brush handy to assist the continuous thread toward the center. Under no circumstances should these chips be allowed to accumulate under the cutter since they may hamper free-floating action of the cutting head, and thereby alter its effective cutting tension in the middle of a recording.

If gently fed toward the center at the very beginning of a cut, the shaving will automatically throw toward the spindle; if it does throw in the opposite direction, the cutting face is improperly angled, and the stylus must be repositioned in the chuck. Since the purpose of the trial cutting is to detect such irregularities, a proper adjustment is assured before attempting the actual recording.

The small working light, a simple dime-store plug-in variety as may be seen in the illustration, is invaluable

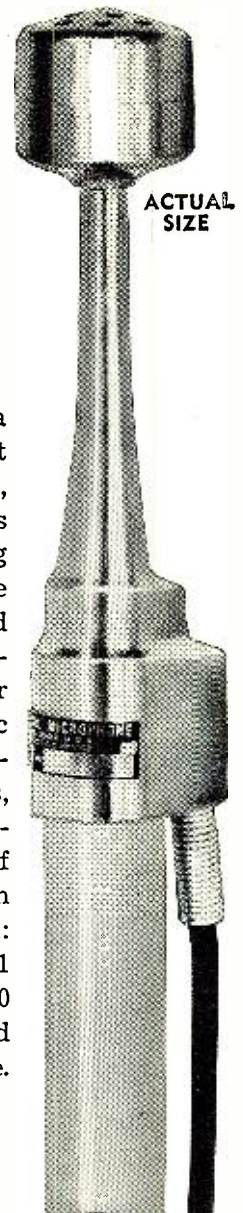
TINY-TRIM and TERRIFIC

THE TURNER 80



This is the new Turner 80 — a crystal microphone so tiny it hides in the palm of your hand, yet so strikingly designed it is the very picture of scintillating symmetry. Weighs less than five ounces, yet its high output and unusually fine response characteristics make it a natural for announcing and mobile public address systems, for home recording, dictating machines, amateur communications, portable recorders and dozens of other applications. Finished in beautiful satin chrome. Level: Approximately 58 db below 1 volt/dyne/sq. c.m. Response: 80 — 7000 c. p. s. 7 foot attached single conductor shielded cable.

List Price.....\$15.95



THE TURNER COMPANY 900 17th St., N. E. Cedar Rapids, Iowa




IN CANADA:
Canadian Marconi Co., Ltd. Toronto, Ont., and Branches

EXPORT:
Ad. Auriema, Inc. 89 Broad Street, New York 4

Crystals licensed under patents of the Brush Development Company

NEW! MOSLEY WALL-THRU



Cat. No. 625
List Price \$1.95
Cat. No. 625-PK Wall
Thru, complete with
MOSLEY Universal
TV Lead-In Socket
and Plug.
List Price \$3.00

- For TV, FM and Amateur Transmission Line
- Fits Any Wall Up to 13" Thick!
- Completely Weather-Proof!
- For Standard Flat 300 Ohm Line or RG-59/U Co-ax Cable!
- MOSLEY Lead-In Socket Can Be Mounted Direct to Inside Plate!
- Precision Molded Polystyrene End Plates!
- Easily, Quickly Installed!

MOSLEY ELECTRONICS
2125 Lackland Road Overland, Missouri

TV PROBLEMS?

GRAYBURNE gives you EFFECTIVE answers!



TV-IF SIGNAL BOOSTER

An added stage of TV-IF wired up in Adaptor form. Produces excellent results in near-fringe areas and where a modest gain is required.

- Overcomes roof antenna restrictions
- Amplifies signal over 20% on all channels
- Eliminates or minimizes "snow"
- No switches or external connections
- Simple, permanent, easy installation inside cabinet

Write for free Technical Bulletin "Plug-In TV Booster" by Jack Grand.

Model TSB-1 List \$995, plus extra tube required.

CLEAR-PIX TV INTERFERENCE FILTERS

4 Popular, Fast-Selling Models—reject 4 most common interference causes.

Incorporate scientifically designed and proved circuits. Have high rejection efficiency. Extremely simple to install—less than one minute.

Model #	Interference Rejected
CPF	FM
CPD	Diathermy
CPI	Ignition
CPH	Amateur (21 mc)

Low Cost: List \$198 each.

DUAL TUNABLE TV INTERFERENCE FILTERS

for Professional Installations and where Interference is intense.

Precision-engineered. Incorporate a dual set of coils and condensers center-tapped to ground for greater efficiency. Very easy to install and balance.

Model #	Interference Rejected
SW-10	10 meter band
SW-20	20 meter band
DT	Diathermy
FM	FM

List \$275 each

BE PREPARED! Keep 1 of each type of Filter in your Tool Kit at all times!

For complete Grayburne Catalog and name of your nearest distributor, write NOW to Dept. Z



GRAYBURNE CORPORATION
103 Lafayette Street, New York 13, N. Y.

for close scrutiny of the cutting process, since its beam is shielded from the operator's eye, and effectively concentrated within the area of disc and cutting arm. This lamp is controlled by the motor switch, so that it is turned on any time the turntable is set in motion.

At the end of the recording, gain controls should move immediately to the "off" position and a few silent rounds cut before terminating the groove. Gently brush to remove any residue from the freshly-cut grooves and the disc is complete!

It is advisable to apply a thin coating of some good commercial preservative to the delicate grooves as soon as the cutting is finished. Such a coating serves a double purpose: first, it seals the minute pattern of frequency impressions so that the playback needle is less inclined to wear them away; and, second, it practically eliminates the troublesome static effects so common with certain types of disc coating material.

Repeated testing has shown that best results are obtained with the input gain control (either mike or phono, as the case may be) set at its approximate half-way mark, and then varying the master control for correct volume level. Especially with respect to the phono input, this tends to safeguard against overloading the first stage, as, for instance, with a radio tuner or tape recorder, either of which might deliver considerable voltage to the recorder's input.

Recording procedure for this input is more or less self-explanatory, but a few suggestions pertinent to the mike channel may be helpful. Any standard high-impedance microphone may be used, but preferably one with an output of -50 db or higher. All fundamental rules for good microphone transmission apply here—with special emphasis on effective working distance and proper placement of the mike, itself, with respect to subject, acoustics, and incidental background noise.

For speech or vocals, 12 to 18 inches

ADAPTER FITS MIKE TO CAMERA TRIPOD

By ARTHUR TRAUFFER

WITH this easily-made adapter, your tripod does double duty—it can hold either a camera or a microphone.

Obtain a 4" length of metal rod, 1/2" or 5/8" in diameter. The rod can be round, square, or hexagonal and of iron, brass, or aluminum. Using a No. 7 drill, bore a 3/4"-deep hole in one end of the rod and thread the hole with a 1/4"-20 tap, so the rod can be twisted onto the camera screw on the top of the camera tripod.

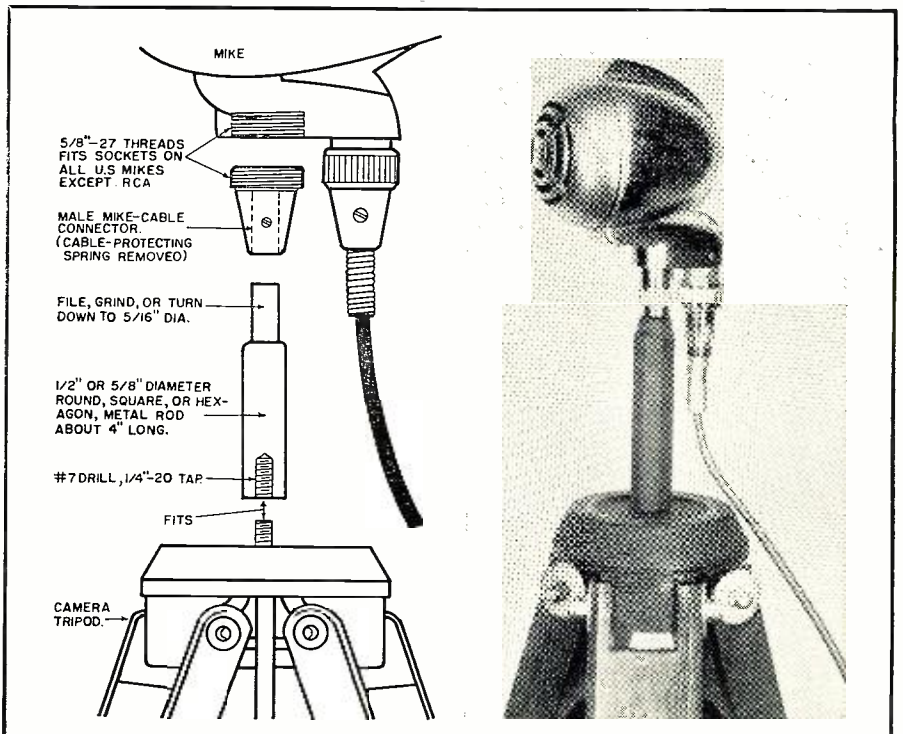
The other end of the rod is reduced to 5/16" diameter to receive a male microphone-cable connector from which the

cable-protecting spring has been removed. The 5/8"-27 threads on the cable connector will fit the socket on all American-made microphones except RCA. This adapter can also be used as a handle when the microphone is hand held.

In making this adapter, the writer used a metal tool handle with a brown crackle enamel finish that matched the metal finish on the tripod. Had this not been available he would have used a piece of ordinary brass rod of the type obtainable in any hardware store.

-30-

(Left) Construction details for making the tripod adapter. (Right) Complete unit.



is considered good microphone approach, since closer working distance introduces objectionable lip sounds and sibilant effects, while greater distance tends to bring in extraneous background interferences, such as reverberations or tunnel-effects from walls and ceiling. Group performances, whether vocal or instrumental, should be arranged for balanced effect, with musical instruments being placed in strict accordance to their pitch or timbre characteristics.

Generally speaking, violins and other stringed instruments should come first, with reeds, trumpets, and associated basses falling well into the background. Group vocals should range in a compact semi-circle, approximately 3 feet from the mike, with soprano and tenor parts holding key positions, and baritone-bass combinations on each outer wing. Never handle the microphone during recording, and it is usually advisable to place its stand on sponge rubber, or similar resilient material, to absorb floor vibrations. A bit of experimenting will, of course, eventually prove to be the best instructor.

All in all, this recorder offers gratifying possibilities to any careful builder who is intent on obtaining disc cuttings of flawless quality, for it combines all of those desirable features which make the recording process a distinct pleasure, and yet its design reflects a rigid adherence to the all-important factor of budget economy!

The author acknowledges with thanks the valuable assistance and cooperation of *General Industries Co.* and *Astatic Corporation* in compiling technical data for this article.

-30-

ELIMINATING PARASITICS

By G. R. ANGLADO
Radio Technical Laboratories

THE type of parasitics that cause the most trouble in transmitter r.f. amplifiers is the unwanted oscillation which occurs in shunt-fed circuits in which the grid and plate chokes resonate, coupled through the tube's interelectrode capacity. This condition occurs with series-fed circuits.

The oscillation, being at a much lower frequency than the desired one, causes additional carriers to appear. These additional carriers are spaced from about 20 to a few hundred kilocycles.

One cure for this trouble is to change the type of feed in either the grid or plate circuit in order to eliminate one choke. Another cure is to use less inductance in the grid choke than in the plate choke, or to replace the grid choke with a wire-wound resistor if the grid is series fed. In a class C stage with grid-leak bias, no r.f. choke is required if the bias is series fed.

This type of parasitic is also found in push-pull circuits in which the tubes are effectively in parallel for the parasitics and hence the neutralization is not effective. The grids and plates can be hooked together without affecting the undesired oscillation. This is a simple test for this type of parasitic.

-30-

November, 1952

EVERYBODY'S TALKING ABOUT NEWCOMB'S "AUDI-BALANCE"

PATENT APPLIED FOR

"The greatest amplifier improvement in recent years" . . . A godsend to both owner and service man." . . . "It used to take me hours to do what Audi-balance does in seconds." . . . "Does even better than I've been able to do with meters, this balances tubes dynamically." . . . "The problem has plagued us for years, it is now possible to keep perfect balance in output tubes consistently for lowest distortion." . . . "Audi-balance is the perfect solution."

Just one of the features that make the brand new Classic amplifiers by Newcomb so exciting. Write for catalog of 8 completely new home music amplifiers priced from \$39.50 to \$269.50 audiophile net.



The Classic 25. Fidelity sans pareil

NEWCOMB

DEPT. F 6824 LEXINGTON AVENUE, HOLLYWOOD 38, CALIF

15 years of quality leadership

TESTED AND PROVEN BY HAMS

World Famed Swiss Cimier

Originally made as a military watch. NOW, here in America . . . a Swiss import and a real sportsman's watch! For time of day or split-second stop-watch timing, the Cimier holds results indefinitely, while movement keeps going. SEPARATE dials record minutes and seconds. A true precision time piece.

GUARANTEED

Guarantee certificate for one FULL YEAR with each watch. SATISFACTION OR MONEY BACK.

Act NOW while we can hold this price. Send check or money-order for \$9.95, and we will pay postage. (Or we will ship C. O. D., and you pay the postman \$9.95 plus C. O. D. charges.)



ONLY

9.95
Tax
Included

- A sweep-second stop-watch
- Three separate dials
- Tachometer (for speed)
- Telometer (distance)
- A precision wrist-watch
- Shatterproof crystal
- Genuine leather strap
- Radium dial and hands

Same watch in rich gold finish
\$12.95 Including Tax

NASSAU COMPANY, Dept. 307 Box 792, G.P.O. New York 1, N.Y.



Use of additional Policalarm listening posts will prove as effective as they have for Fire Chief Van Zile of Barnard, New York who writes:

"Speed in mobilizing a volunteer fire department determines the efficiency of that department. Today, thanks to radio and 80 PR 9 radio receivers, we are able to alert our entire personnel, informing them of the exact location of the alarm, and in most cases a number of firemen are at the scene, waiting for the apparatus.

"The PR 9 receiver was selected for our department after several months of exhaustive testing of various makes, and I would highly recommend them to any department about to start on a similar program."

Radio Apparatus Corporation, 55 N. New Jersey St., Indianapolis 4.
Phone: Atlantic 1624.

POLICALARM



BURTON BROWNE ADVERTISING

31-5331

166

NEW EQUIPMENT FOR THE AUDIO TECHNICIAN

For additional information on any of the items described herein, readers are asked to write direct to the manufacturer. By mentioning RADIO & TELEVISION NEWS, the page, and the issue number, delay will be avoided.

NEW LOUDSPEAKER UNIT

Ultrasonic Corporation of 61 Rogers Street, Cambridge, Massachusetts is now in production on a new, low-priced, high-fidelity speaker which has been designated as the U-25.

Incorporating the *Baruch-Lang* Sys-



tem, the unit occupies only half a cubic foot (13" high, 19" wide, and 9 1/4" deep). A 2-watt input into its 4-ohm impedance will achieve full symphony power level in the average living room, according to the company.

The company will supply additional details on request.

HI-FI PLAYER

Introduced by *Califone Corporation*, 1041 North Sycamore Avenue, Hollywood 38, California, is a high-fidelity portable transcription player.

Model 10P2 features a variable reluctance cartridge for playing all types of recordings, including 16" transcriptions.

Equipped with a wrist-action pickup arm and adjustable needle pressure, the instrument includes an all-steel



player base and typewriter-style case for speaker baffling, along with a 6-watt straight a.c. amplifier.

The player features separate tone controls for adjusting treble and bass and a microphone input with a sepa-

rate mixer control for blending voice with music from the turntable.

BRITISH LOUDSPEAKER


Beam Instruments Corporation, 350 Fifth Avenue, New York 1, N. Y., U. S. agents for *A. C. Barker, Ltd.*, British audio equipment manufacturer, announces the availability of a new, low-cost, high-fidelity loudspeaker.

Incorporating a patented design which features a dual drive, consisting of a light metal tube on which is wound a fine wire over a skin of latex and a cone impregnated with cellulose, molded with logarithmically graded corrugations from apex to rim, the *Barker "Duode"* loudspeaker is suitable for high-fidelity enthusiasts and custom manufacturers.

For complete information write directly to the U. S. agent in New York.

MULTI-SPEED MECHANISM

A new tape mechanism for custom installations in high-fidelity systems, mounted in radio or television sets, or



joined to existing amplifiers and p.a. systems, has just been announced by the *Pentron Corporation*, 221 E. Cullerton Ave., Chicago, Illinois.

The instrument features two recording and playing speeds, super-speed forward and rewind which permits tape to run at high speed in either direction for spot location, and two heads consisting of one record and playback, and the other the a.c. erase.

The mechanism has a maximum playing time of two hours with a 7" reel, and is offered in two models: dual track or single track heads.

REVERE RECORDERS

Two new tape recorders, with built-in radios, have just been released by the *Revere Camera Company*, 320 East 21st Street, Chicago 16, Illinois.


The new models are the TR-800, which features a two-hour play on a seven-inch reel at a speed of 3.75

RADIO & TELEVISION NEWS

inches-per-second, and studio Model TR-20 which has a speed of 7.50 inches-per-second for a one-hour play. The built-in radio in the TR-800 makes it possible for the owner to press a key to record any radio broadcast. When not being used for recording broadcasts, the radio may be used alone.

HI-FI AMPLIFIER

Waveforms, Inc., 333 Sixth Avenue, New York 14, New York, is now offering a high-fidelity amplifier system, known as the A-20-6. The unit is de-



signed so that it may be removed from its solid-wood blonde cabinet and mounted in the user's own cabinet.

Featuring a continuously-variable electronic filter for sharp treble cut-off of high-frequency noise and distortion, the amplifier includes a 20 db boost or cut bass and treble control, a loudness control, and a four-channel input selector with independent level adjustments for each channel. An output is provided for a tape recorder.

Literature will be sent upon request to the company.

"DUPLEX" LOUDSPEAKER

Altec Lansing Corporation, Beverly Hills, California, and New York, has introduced two new "Duplex" loudspeakers. Known as the 12" 601A and the 15" 602A, the speakers carry an unconditional guarantee that when mounted in a properly designed cabinet, they have a frequency range from 30 cycles to 22,000 cycles.

The speakers are primarily intended for high quality music systems for the home, although their 20-watt capacity makes them suitable for small commercial installations and monitoring purposes.

CORNER REPRODUCER

Brocimer Electronics Laboratory, 1546 Second Avenue, New York 28, New York has announced the availability of a three-way corner reproducer which has been tradenamed "The Transcendent."

The bass range is reproduced by a special, heavy-duty 15" speaker driving a large folded exponential horn. The walls and floor comprising the room corner form an extension of this horn. Intermodulation in the middle register is kept to a minimum by restricting the frequencies fed to the bass horn to the range below 250 cycles. Above this frequency the crossover network transfers power to the middle and high frequency horn.

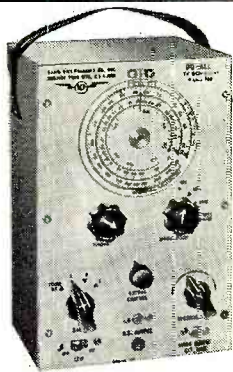
The middle register and high fre-

The Sensational New

RCP

'DO-ALL' 3

COMPLETELY SERVICES TELEVISION



TV "Do All" GENERATOR MODEL 740

IT'S A

- SIGNAL GENERATOR
- AUDIO GENERATOR
- PATTERN GENERATOR
- MARKER GENERATOR

MODEL 740-Complete, **\$6950**
Ready to operate . . . NET

TV Set & Tube Tester MODEL 808

- ★ A TUBE TESTER
- ★ A CATHODE RAY TUBE TESTER
- ★ A CATHODE RAY TUBE REACTIVATOR
- ★ A VACUUM TUBE VOLTMETER (AC-DC)
- ★ AN OHMMETER

MODEL 808-Complete, **\$9995**
Ready to operate . . . NET

MIDGETSCOPE MODEL 533M

weighs only 9 lbs.

Size: 11 $\frac{3}{4}$ " x 7 $\frac{3}{4}$ " x 5 $\frac{1}{8}$ "

SENSITIVITY:—Vertical - 20 millivolts (.020 volts for 1" rms deflection on CRT face.)
Horizontal—.6 volts.

MODEL 533M-Complete, **\$9950**
Ready to operate . . . NET

Write for the latest RCP Catalog to Dept. RN-11

RADIO CITY PRODUCTS CO., INC.

152 WEST 25th ST

NEW YORK 1, N. Y.



RADIO'S NEWEST CREATION

Privat-Ear Radio

Smallest Real Personal Pocket Radio

- Privat-Ear is Electronic Magic!
- A Tiny ear phone of Special Design lets you enjoy your favorite programs in complete privacy
- Large 4-Tube Set Performance with 2 Tubes plus Diode Crystal Detector
- Weighs Less than 8 ozs. including Batteries
- 50 mile Daytime Reception
- Dimensions: 2 $\frac{1}{4}$ " wide, 5 $\frac{3}{4}$ " long, $\frac{7}{8}$ " thick

Excellent for Premiums and Gifts

PRIVAT-EAR CORPORATION

20 Mechanic St., New Rochelle, N. Y., New Rochelle 3-7210



Write for Dealers—Distributors
Brochure Some Key Territories Available


✓ More Leading ENGINEERS and TECHNICIANS Choose

TECH-MASTER TV KITS

C. G. McProud, Editor of AUDIO Engineering, writes, "I was amazed with the speed and simplicity... friends marvelled at the picture quality..."


TECH-MASTER Advanced 630-Type Circuit

World's Finest TV Kit—For all tubes from 16" to 24" • Advanced standard TURRET TUNER, adaptable to U.H.F. without tools • Cascade R.F. amplifier stage • Keyed AGC circuit • Full 4 Mc band width • "Hi-Sweep" voltage multiplier system • 3-stage synchronized amplifier • 3-stage video amplifier. Model 630D24-Deluxe, (all principal components mounted)\$159.50 Model 630S24-Standard, (unassembled) \$154.50 Complete with all components, picture tube mounting brackets, speaker and all tubes (less Kine, wire and solder).



TECH-MASTER Universal AC/DC KIT

High quality TV now within reach of all. Advanced 12-channel TURRET TUNER adaptable to U.H.F. without tools • Latest type hi-gain stagger-tuned IF system in Tech-Master exclusive pre-wired Synchro-Strip • New AGC system • Maximum signal amplification, even in fringe areas • For 14" and 17" rect. tubes. Model 5116: Complete with set of 16 circuit tested tubes, hardware, instructions and picture tube mounting brackets, (less Kine, wire and solder)\$99.95



Sold by all leading Radio Parts Distributors.



Write for literature.

TECH-MASTER PRODUCTS COMPANY

443-445 BROADWAY, NEW YORK 13, N. Y.

quencies are reproduced by a twin-cone driver unit with a magnet producing a flux of 20,000 gauss. The twin-cone drives a horn which includes



a reflector-diffuser element that evenly distributes the higher frequencies throughout the listening space.

"The Transcendent" is available in three styles, the Model 250 a fully-enclosed unit in brown walnut finish, the Model 250-R in modern mahogany, and the Model 250-T in traditional mahogany.

"AUDI-BALANCE"

Newcomb Audio Products Co., 6824 Lexington Ave., Hollywood 38, California has introduced a high-fidelity home music amplifier which provides balance of output tubes in seconds.

The device assures minimum distortion and peak performance even when new tubes are installed. Known as "Audi-Balance," the amplifier indicates when a pair of tubes are unusable together. Since low distortion in push-pull audio amplifier output systems is a function of the accuracy of balance between the tubes, this feature should improve performance.

For further information on this product, write directly to the company, asking for Catalogue C-20M.

PRE-RECORDED TAPES

MaVoTape, Incorporated, 225 West Ohio Street, Chicago 10, Illinois has introduced the first of its series of pre-recorded tapes for commercial applications.

To be marketed as "Magnecordings by Vox," the new tapes are processed by Magnecord from "master" tapes recorded by Vox Productions, Inc.

The first offerings will include: "Fifth Symphony" by Shostakovich, "Symphony No. 2" by Mahler, "The Resurrection," and "Piano Concerto in B Flat" by Tchaikovsky.

The new tapes will be recorded on half tracks of standard recording tape at 7½ inches-per-second, thus providing an hour's program on a professional 7" reel.

MOBILE AMPLIFIER

Don McGohan, Inc., 3700 W. Roosevelt Road, Chicago 24, Illinois has added a new amplifier to its line of amplifiers and sound systems.

MORE CASH

For Your Radio Equipment

We've moved—and need Radio & Aircraft parts and equipment to fill our new warehouse. Write:

CANDEE-AIRCO
P. O. Box 1187-J
Magnolia Park Station
Burbank, Calif.

We Pay Highest Cash \$\$\$\$ Prices for RADIO & AIRCRAFT ELECTRONICS EQUIPMENT

You'll be pleasantly and profitably surprised at the prices we pay for needed parts and equipment. Simply send us a description of what you have—tell us your top dollar asking price—and we'll shoot back a prompt reply! Convert that equipment to ready cash now!

Write:

ALVARADO SUPPLY CO., Division R-3
4665 Melrose Ave. Los Angeles 29, Calif.
OLympia 2155

COMPARE THIS NEW ULTRA PORTABLE TAPE RECORDER



The MAGNEMITE* MIGHTY MIDGET BATTERY-OPERATED TAPE RECORDER

Compare the Magnemite* with other so-called portable recorders. Self-powered by inexpensive batteries that last and last. Always ready for instantaneous use—in or away from home, office or studio. Yes, the Magnemite* is America's first truly portable tape recorder.

Choice of 4 models, including unit designed to NAB standards. Priced from \$225.

Write today for descriptive literature and factory prices.

- Compare the Weight**
Weighs only 10 lbs., including batteries.
- Compare the Size**
Measuring only 11½ x 8½ x 5½ inches it's actually the world's smallest tape recorder.
- Compare the Motor Drive**
Driven by constant-speed spring-wound motor that runs 15 minutes per winding. A tremendous advantage over variable speed DC motors.
- Compare the Battery-Operation**
100 operating hours per set of inexpensive dry cell batteries. No wet cells to recharge daily.
- Compare the Playback**
Yes, a playback preamplifier actually built-in. Listen through earphones or external amplifier.
- Compare the Price**
More features than other portable recorders, yet a far lower price. Reason? Our direct selling policy and expanded production facilities.
- Compare the Long Play**
As much as two full hours of recording are accommodated on standard 5 inch reels of tape.

*Trade Mark Reg.

AMPLIFIER CORP. of AMERICA • 398 Broadway • New York 13, N. Y.

Known as the Model M-G 25M mobile amplifier, the new unit will operate on either a 6- or 117-volt supply. Power output is 18 and 25 watts respectively with less than 5% distortion.

The unit features two mike inputs, a tone control, and output impedances of 2, 2.7, 4, 8, 16, 250, and 500 ohms. Four speaker outlets are provided.

The amplifier is housed in a louvered case of two-tone finished steel. The top is removable and the user has the option of a 3-speed automatic record changer, a 3-speed manual record player, or a single-speed manual player, the latter being recommended for mobile operation.

Full details are available on request from the manufacturers.

EQUIPMENT CONSOLE

Electro-Voice, Inc. of Buchanan, Mich. has announced a new sound equipment console, tradenamed the "Peerage."

The unit is expressly designed to house in one compact cabinet virtually any combination of standard tuners, amplifiers, and record changers.

It is currently available in mahogany and blonde finishes and measures 29 3/4" x 20 1/2" x 18 3/4".

Bulletin No. 192 gives full details on the new unit.

SMALL TRANSFORMERS

United Transformer Company, 150 Varick St., New York 3, New York has developed a line of hermetic transformers which are said to be the smallest hermetic units ever made.

The new line covers the entire range of audio requirements for subminiature equipment. The line includes input, interstage, and output transformers, as well as a reactor.

The over-all case dimensions of these units is only 1/2" x 1 1/16" x 2 3/32" which is approximately half the volume of other currently-available hermetics. The units weigh .8 ounce. Mounting is effected through a unique single-threaded stud arrangement with case tabs to prevent twisting.

"END TABLE" CABINET

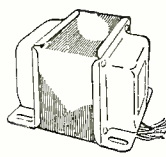
Jeff Markell Associates, 108 West 14th St., New York 11, N. Y., has announced the development of a high-fidelity radio-phonograph end table.

The table will house a changer.

WE'RE STILL HOLDING THE LINE ON PRICES

THERMADOR

POWER TRANSFORMERS & CHOKES
New Manufacture! Guaranteed One Year!



Type "A", Fully Enclosed
POWER TRANSFORMER
5A-7220
PRI: 115 v 50/60 cycles
SEC: 250 v 250 ma CT
6.3 v, 3 a
6.3 v, 3 a
5.0 v, 3 a \$7.95

Shipping Wt. 17 lbs.
POWER TRANSFORMER
5A-1225
PRI: 115 v 50/60 cycles
SEC: 600-440-0-440-600 v,
250 ma
6.3 v, 3 a
6.3 v, 3 a
5.0 v, 3 a \$10.80

SMOOTHING CHOKE 7A-1225 12 H. 250 ma \$6.90 Shipping Wt. 11 lbs.	SWINGING CHOKE 7A-2520 5 to 30 H. 250 to 25 ma \$6.90 Shipping Wt. 11 lbs.
--	---

NOVICE 80 METER CW XMTR

Here's a neat and compact plug-in item which converts very simply to 3700-3750 KC crystal controlled. Condition? Guaranteed suitable. Instructions? Yes, we furnish them! Complete, comprehensive, step-by-step; nothing left to guesswork. This is 3,3-7, the command transmitter which has been such a favorite with old-timers. **ONLY \$7.95**

80 METER RECEIVER

3-6 MC Command, with schematic, excellent electrical, but stop work. Satisfaction guaranteed. **\$14.95**

NOVICE 2-METER VOICE XMTR-RECEIVER

ARC-4. A standard for two meter conversion. Excellent used, all tubes, conversion instructions. **\$37.50**
Less dynamotor \$10.50
12 or 24 volt ARC-4 dynamotor \$10.50

TUBE GRAB BAG. At least 10 tubes of special interest, new types, old types, big ones, little ones; some new, some used but good. A big value at **\$1.39**

4 USES—4 DOLLARS

The most versatile dynamotor in surplus! The best dynamotor for conversion to 6 v. Multiple windings! After conversion you get choice of 190 or 370 v at 50 MA or 250 v at 100 MA. No brushes to shift and, no mechanical work. Or use it as a 2:1 or 1:2 step-up or step-down transformer for DC voltage! Changes 6 to 12, or 12 to 24, or vice versa, up to 3 ma. Or use it as a GENERATOR. Turn with motor, get 12 v DC at 12.6 A or 24 v DC at 6.3 A, plus high voltage. Includes easily removable self-contained 800:1 scaled-in-out gear reduction unit. Complete dope sheet furnished. **BRAND NEW \$4.00**

COMMAND EQUIPMENT

With free dope sheets and schematics

RECEIVERS
BC-455, 6-9 mc. NEW \$12.95. GOOD USED. \$7.95
T-19/ARC-5, 3-4 mc., Excellent. \$17.95
BC-457 or T-20/ARC-5, 4-5.3 mc. Like new. 8.95
MOD BC-456, Brand new \$5.95. Excellent used 2.49
As is, for parts. 1.29

274N PLUG. 7-prong male plug to fit back of command revs. and synchs. This is the same plug as used in the racks. NEW, each 24c, five for \$1.00
Local Control Adapter Parts for 274N or ARC-5 revr. Exact pot. switch, knobs, etched plate, and instruction data. Ready to mount. \$1.29
SPLINE TUNING KNOB. \$1.79c

ANTENNA MAST SECTIONS. MS-49, 50, 51, 52, 55. New, original packing. Each **39c**

AUDIO SUPER-SPECIALS

SUPER HI-Q high cut choke, 65 H. 55 ohms DC. Tune with .001-.0004 MF. **ONLY 98c**
LOW CUT. 5 H. 284 ohms. Tune with 1 MF. Or use as 50 ma filter choke. **ONLY 98c**
UNCOR Transformers, one for mike to push-pull grids, flat 30 to 15,000 CPS; other for push-pull output, tapped sec., tuned 14 in. unit with resistors, condensers, etc. **BOTH FOR ONLY \$1.29**
PHASE SPLITTER, or low-level mixer, or hybrid, or push-pull unit. Has 3 windings, each exactly 1:1 to any other, essentially flat 100-15,000 CPS. **BRAND NEW. ONLY 69c**

EASY MONEY!

We're still buying surplus gear. Tell us what you've got, its condition and your price. If we like it you'll get our check quick.

PRECISION CALIBRATED TUNER

Build a Q-meter or an audio oscillator, a signal generator, a VFO, an ultra-stable receiver, or a neon meter for 10 standard accuracy or stability. 3 gang; condenser assembly with 4" precision dial etched 1.5-12 mc in 3 bands plus a reference scale. Triangular dial; hairline indicator. 50:1 ratio drive assembly, all gears spring-loaded double-section. Has tuning lock. Plates are two single spaced 250 unit, and one double-spaced 250 unit section. Use double spaced section to eliminate drift. **\$4.95 ONLY**

BROADCAST BAND & AERO

MN-26-C Remote Controlled navigational direction finder and communications receiver. Manual dial in any one of three freq. bands, 150 to 1500 KC. 24 V. Self-contained dynamotor supply. Complete installation, including receiver, control box, loop, azimuth control, Left-Right Indicator, plugs, loop transmission line, and flex. shafts. **\$69.50**

BRAND NEW, ORIG. PACK. \$39.50
MN-26-C alone, New. 6.95
MN-20-E Loop, Brand new. 6.95
MN-52 Crank drive, New. 2.50

BUILD TV-FM-AM SWEEP GENERATOR

(See Dec. Radio & TV News)
Now you can build this VERTICALLY SWEEP FREQUENCY GENERATOR!! We've got a few more of these vital APN-1 magnetic units. With reprint of the article **\$6.95**

SUPER HI-FI HEADSET BUY!

Uses annular-grooved plastic fibre cones with voice coils in speakers, and padded chamois ear muffs to obtain space for correct acoustical sound. Gives finest music reproduction, flat far beyond upper and lower limits of auditory perception. Pair series has measured impedance of 600 ohms, 1000 cycles, obtained with built-in high quality transformers. However, severe mismatching makes no apparent difference. Far superior to crystal phones. Manufacturer's net price is \$45.00 per pair! (Each unit can also be used as high quality dynamic mike with 300 ohm output impedance.) They come to you packed out with freshly laundered chamois pads in cellophane bag. **ONLY \$7.95**

PORTABLE POWER KITS

1. Includes 2 volt, 20 AH wet cell, lightweight transparent plastic, fibric separators, 3 ball hydrometer, 4" x 1 1/2" x 5 1/2" high, shipped dry; also 2 volt synchronous vibrator, no tube needed also 2 volt charger, 115 v 50/60 cy in. This high quality unit uses step-down transformer and dry disc rectifier, pilot lamp in output to indicate an 80% charging rate. With eyewasher type battery filler and instructions. **ALL 4 ITEMS, BRAND NEW \$4.95**
2. Six volt Vibrapack kit, vibrator plus non-synch transformer with two outputs: 345 v, 145 ma for plates, 15 v for bias. With schematic. **BRAND NEW \$2.95**

VINYLITE SPAGHETTI, clear, 0.166 ID, three 27" lengths for only **96c**

OIL FILLED CONDENSERS

ALL NEW! ALL GUARANTEED! ALL BARGAINS!

10 mfd	1500 vdc	C-D	TJU-15100	4.75
5 mfd	2000 vdc	C-D	TJU-20050	1.95
6 mfd	2000 vdc	C-D	TJU-20060	4.95
10 mfd	2000 vdc	C-D	TJU-20100	6.95
2 mfd	2500 vdc	Industrial	255AU200	3.99
4 mfd	2500 vdc	Aerovox	2509	5.95
10 mfd	2500 vdc	C-D	TJU-25100A	7.95
2 mfd	4000 vdc	C-D	TJU-40010	1.69
0.1 mfd	4000 vdc	C-D	TJU-40001	2.50
0.5 mfd	4000 vdc	C-D	TJU-40005	3.45
2 mfd	4000 vdc	C-D	TJU-4005	1.69
4 mfd	4000 vdc	C-D	TJ-40040GB	11.95
0.02 mfd	5000 vdc	C-D	MV-843	1.98
0.1 mfd	6000 vdc	Aerovox	7512	1.85
1 mfd	6000 vdc	C-D	TJ-600010A	6.95
0.01 mfd	7500 vdc	Aerovox	7512	1.85
0.03 mfd	7500 vdc	Aerovox	7512	1.85
0.1 mfd	7500 vdc	Aerovox	7512	2.95
1 x 1 mfd	7500 vdc	Aerovox	7520	27.50
1 mfd	7500 vdc	Aerovox	10233	1.69
0.65 mfd	12500 vdc	C-D	TK120065-1	19.50
3 mfd	12500 vdc	West Intertec	258043	49.50
0.25 mfd	15000 vdc	Aerovox	15020	17.50
0.03 mfd	16000 vdc	GE	26F380	4.95
0.25 mfd	20000 vdc	GE	14F64	27.50
1 mfd	25000 vdc	West Intertec	1166899	49.50

G-E PYRANOL SUPER SPECIALS

0.5 mfd 5000 vdc, GE 26F405, with mounting brackets, 3 1/2" x 4 1/2" x 2 1/2" \$ 3.95
1 mfd 5000 vdc, GE 23F49, 3 3/4" x 4 1/8" x 4 1/2" 4.95
1 mfd 10000 vdc, GE 14F104, 7 1/2" x 9 1/4" x 4 1/8" 27.50

G. L. ELECTRONICS 905 S. VERMONT AVE. LOS ANGELES 6, CALIF.

ALL PRICES F. O. B. LOS ANGELES. CALIF. BUYERS ADD SALES TAX



Try YOUR Voice! Talk! Sing! Play! Over 100 Practical Uses! Broadcast Thru Any Radio

Test & improve your voice, playing; thrill & fool friends. Do acts, surprise programs. Imitate Crosby or Hope, announce games & events, be disc jockey, etc. Practise broadcasting, be popular. Educational, Over 100 practical uses.


—How do YOU sound?
—Public Address Amplifier
—Intercommunication System
Use with 1, 2 or more radios for powerful public address systems, to overhear private conversations, baby or burglar alarm. Used by show barkers. Talk as you walk! Improve personality! Speak better! Sing & Play better! Learn techniques worth many dollars. Do "fake" broadcasts. "Call all cars!" Used in home, school, clubs, shop.

New Micro-Vox Wireless Microphone

Broadcast to Car & Portable Radios Too!

No Wiring! No Connections! Do Not Touch Radio—Works Normally
NEW SELF-CONTAINED PORTABLE TRANSMITTER. Broadcasts over ANY radio within 75 feet. Even talk from one car to another! No adapters, no experience needed. High fidelity, professional tone, adjustable volume. Adjustable frequency tuning dial. READY FOR IMMEDIATE USE. Electronic 1-in-2 unit, complete with long-life batteries. Walnut plastic housing. 6-in. high. Operates indoors or outdoors. Uses new war-surplus parts; amazingly low priced; limited quantity. **\$8.98**
Guaranteed. ORDER NOW. (2 for \$17.50 postpaid). Price (add 25¢ post. EAC)
JOHNSON SMITH & CO. Dept. 623 Detroit 7, Michigan

**EDLIE ELECTRONICS
BRINGS YOU
TV RECEPTION
UP TO 200 MILES**



**ON ACTUAL FIELD TESTS WITH
NEW DX630 CHASSIS
USING THE CASCODE TUNER**

will operate in fringe areas or in localities remote from TV broadcast stations up to 200 miles.

HAS 4 MICROVOLT SENSITIVITY—10 times any other TV receiver. Will pick up distant stations without use of booster or special antenna arrays—and with less noise. Will operate any tube including 24", greater brilliance, improved keyed AGC circuit (eliminating flickering and fading). Uses the best materials with a high factor of safety to insure trouble-free operation. STD. RTMA GUARANTEE free replacement of defective parts or tubes for 90 days. Completely factory-wired chassis ready to operate with 12" P.M. Speaker.

Price Including Excise tax.....\$144.50

EDLIE ELECTRONICS INC.—154 GREENWICH St., NEW YORK 6, N. Y.



**DRESS UP YOUR HOME
WITH THIS**

Console cabinet of beautiful design made of the finest veneers and good finish. Size 39" high x 24" wide x 22 3/4" deep. Finished in mahogany or walnut. Cut for 630 chassis with 12" speaker; will take either 16, 17, or 20" tube. (Please Specify Size.)

Price including mask and excise tax.....\$43.95
Extra for glass.....\$2.75

TELEVISION PICTURE TUBES

Standard Brands

ONE-YEAR GUARANTEE


12 1/2" (Black or White)....	\$22.50	Glass 16" Round (Black)	\$22.50
Glass 14" Rectangular (Blk.)	\$23.50	Glass 16" Rectangular (Blk.)	\$22.50
17" Rectangular (Blk.).....	\$24.50		
19" Round (Blk.).....	\$34.50		
20" Rectangular (Blk.).....	\$34.50		
21" Rectangular (Blk.).....	\$36.50		
24" Metal.....	\$67.25		

WRITE FOR COMPLETE CATALOG N-5

tuner, and amplifier, and is big enough to accommodate all popular changers and almost all of the popular tuners and amplifiers. Available in 12 color finishes on birch, mahogany, korina, walnut, and oak, the end table cabinet is available from dealers or directly from the above company.

WILLIAMSON AMPLIFIER

British Radio Electronics, Ltd., 1 Thomas Circle, Washington 5, D. C., has announced the availability of the "Hallmark" Williamson amplifier



which is the first and only model endorsed and guaranteed by the designer, D. T. N. Williamson.

The amplifier and power unit are built on separate chassis in order to reduce hum and noise content. Two 6SN7's, two KT66's and one 5V4 are used in this amplifier. All of these tubes are currently available in the United States.

All transformers and chokes used in the unit are screened in matching compound-filled steel cases. The unit operates on 117 volts a.c., 50 or 60 cycles. Input impedance of the unit is 1 megohm with the input for full output 1.9 volts.

A choice of 1, 4, 9, 16, 25, 36, 49, or 64 ohms by series-parallel connections of eight 1 ohm secondaries is available to provide accurate matching for any combination of loudspeakers.

Output is 12 watts undistorted with a 15-watt peak. Response is linear within .2 db from 10 to 20,000 cps. Harmonic distortion at 12 watts output is within .1 per-cent. Noise level is said to be better than 90 db below full output.

A companion preamplifier-control unit is also available for use with the amplifier.

EQUALIZER-PREAMP

The Radio Craftsmen, Inc., 4401 N. Ravenswood Ave., Chicago, Ill., is in production on the *Craftsmen C300* equalizer-preamp.

The new unit features five position low and high record equalization, five position low and high sharp frequency cut-off filters for reduction of rumble and record scratch, choice of loudness or straight volume control action, continuously variable bass and treble controls, and five audio inputs.

Other features include a self-contained shielded power supply, d.c. powered tube filaments, shock-mounted tubes, and an all-triode circuit with cathode follower output.

—30—

Get the NEW 1953 HUDSON CATALOG

WITH COMPLETE HIGH-FIDELITY BUYING GUIDE



FREE!

**NEW! WO-88A
5" OSCILLOSCOPE**



HIGH GAIN • WIDE BAND • DIRECT COUPLED

Response flat from dc to 100 Kc; within—3db at 500 Kc; within -10 db at 1 Mc. Excellent square wave response with negligible tilt and over-shoot. Vertical deflection sensitivity 25 rms millivolts per inch. Direct-coupled push-pull, two stage vertical amplifier. Frequency compensated, voltage-calibrated attenuators. 5" CR tube with graph screen scaled directly in peak-to-peak voltage. Overall input resistance 10 megohms shunted by 9.5 uuf with WG-216B Low Capacitance Probe. "Plus" and "minus" sync. 1-volt peak-to-peak calibrating voltage.



Price
\$159.50

Complete with
Matched Probes
and Cables

For fast service on RCA TUBES, TEST INSTRUMENTS, BATTERIES, PARTS . . . Call Hudson your complete, dependable source!

— Mail this handy coupon —

Hudson Radio & TV Corp. (Dept. A-11)
48 West 48th St., New York 36, N. Y.

Please send FREE copy of 1953 Hudson Catalog with complete HI-FI Guide.

Enclosed is check M.O. \$.....

Ship the following:

Name.....

Address.....

City.....Zone.....State.....

**Keep Up-to-Date with the
Latest in Radio, TV, and
Industrial Electronics**

Save time and money with this complete, new buying guide! Over 196 pages of Radio, TV, Tubes, Test Instruments . . . for Industry, Amateur, Service Technicians. World's finest High Fidelity and Audio Equipment, plus the latest JAN Cross-Reference GUIDE and all types of fully approved JAN Components.

ALL Standard Makes in Stock for Prompt Delivery—AT LOWEST POSSIBLE PRICES.

Send for your FREE Copy today!

HUDSON
RADIO & TELEVISION CORP.

48 WEST 48th ST. • 212 FULTON ST.
New York 36, N. Y. New York 7, N. Y.

Circle 6-4060

dle. Power and frequency loss in leads between components is not a factor in cabled systems, although this problem occasionally arises in built-in systems. Adequate ventilation and accessibility for servicing are important considerations, but these are usually both taken care of at the same time by leaving the back of the cabinet open. If, due to the proposed placement of the cabinet in a room, the back must be exposed, there are several types of perforated materials available to cover the back, and still allow adequate ventilation. Of course even with adequate ventilation, crowding of components does not tend to improve matters.

If by now you have managed to house your equipment allowing for ventilation, allowing a bit of space between components, and if you haven't done something unfortunate such as hanging the preamplifier up over a power transformer, internal arrangement is not likely to give you trouble. The only consideration left regarding placement of components in the cabinet is the question of accessibility of controls. The writer prefers to keep all controls at least 30" above floor level, since being a lazy fellow I don't like to stoop to get at them.


It is also well in laying out control panels to eliminate all duplicate controls. It often occurs that volume and tone controls appear on both tuner and amplifier or preamplifier. If the preamplifier is included in the tuner or the amplifier I generally eliminate amplifier controls entirely in such cases, controlling it from the tuner. Where a separate preamplifier is used I usually eliminate the duplicated controls from the tuner, using those on the preamplifier.

On the basis of the information given in this article plus a little thought, you should be able to supervise a presentable cabinet job for your client. Most clumsy jobs result from clumsy designs rather than poor workmanship, at least that has been the writer's experience.

A good design is usually relatively easy to construct. Be wary of designs that are complicated and difficult to build. There is a likelihood that such designs will not be too effective when built. Keep the size and proportions of the cabinet in scale with the room in which it will be placed. In order to do this, wherever possible see the room before suggesting a specific cabinet. Except when the client's budget will not allow it, consult a competent designer. You'll find it's worthwhile.

The new business you will get from doing a good job plus the added income that will accrue from handling the complete job will more than pay for the time and trouble involved.

"KNOW-HOW" and "WHERE-WITH"



A TECHNICIAN with thorough electronic training and adequate experience has the "know-how" that radio and television owners will pay for when their sets are in trouble. When the technician has invested in testing instruments and other technical aids for diagnosing trouble, he has the "where-with" to help convert this "know-how" to efficiency and profits.

Every technician realizes that all of the "know-how" that it is possible to acquire (through study, experience, and mistakes) is not worth much until he can make it pay off. If he were to stop and figure how much his "know-how" actually cost him over the years, in both time and money, he would be amazed at the amount. The average technician spends thousands of dollars before he is classed as an expert. The "where-with" investment is small by comparison.

Successful service technicians always consider the dollars and cents invested in training, experience, testing instruments and other technical aids when they establish their service charges. They know that the only reason any technician can consistently locate trouble in minutes instead of hours is because, he has *both* the "know-how" and the "where-with."

Since 1927

SUPREME

Testing Instruments

"SUPREME BY COMPARISON"

MULTI-METERS • TUBE TESTERS • COMPOSITE VIDEO GENERATORS • OSCILLOSCOPES
SIGNAL GENERATORS • VACUUM TUBE VOLTMETERS • PANEL METERS • SPECIAL
PURPOSE INSTRUMENTS FOR GOVERNMENT AND INDUSTRY

Supreme, Incorporated

Greenwood 1, Mississippi

TRAIN FOR TELEVISION

in 3 easy steps!



5 Months to Pay!

...pay while you learn

These three really great books make it easy for you to train for television—at absolute minimum cost. No lessons to wait for! No wasted time!

Read singly, each book is an authentic, easy-to-understand guide to an essential phase of modern TV. Add all three together and you have a specialized training that can help you win better pay, a bigger job or even a business of your own in the fastest-growing industry in the world!



The famous

RINEHART TV LIBRARY

① FREQUENCY MODULATION

This great, 448-page book with over 300 illustrations provides up-to-the-minute training in the circuit system by which TV sound is transmitted. You learn all about FM theory, circuits, transmitters, receivers, mobile units, tuning indicators, antennas, test equipment, alignment, service, etc. Price \$5.00 if purchased separately.

② TELEVISION SERVICING

After studying this great book, you'll find even the most puzzling TV service problems greatly simplified. You'll work better, faster—more profitably! Actual service case histories make things amazingly clear. Illustrations explain details step by step. Subjects range from testing, repair and component replacements, antennas, testing, improving picture linearity to fringe area reception, vital service data, and many others. Price \$4.00 when purchased separately.

③ TELEVISION ENGINEERING

This 700-page book can help guide you to good pay in manufacturing, lab or broadcast studio work and other advanced phases of TV. Includes transmission fundamentals, a full explanation of the cathode ray tube, TV camera chains, telecasting techniques, lenses, oscilloscopes, synchronizing generators, video amplifiers, power supplies and many more. Contains 385 helpful illustrations. Price \$7.50 separately.

YOU CAN'T LOSE on this offer!

Read this famous RINEHART TV LIBRARY for 10 full days before you decide! Bought singly, these 3 fact-packed books cost \$16.50. Under this offer you save \$1 and have the privilege of paying in easy monthly installments while you use the books. Send coupon today!

10-DAY FREE EXAMINATION

Dept. RN-112, RINEHART BOOKS, INC.
Technical Division,
232 Madison Ave., New York 16, N. Y.

□ Send me the famous RINEHART TV LIBRARY (3 books) for 10-DAY FREE EXAMINATION. If the books are not what I want, I will return them postpaid in good condition at the end of 10 days without any further obligation on my part. If I decide to keep them, I will then enclose \$3.50 as my first payment and will send you \$3 a month for 4 months until the total special price of \$15.50 is paid.

NOTE: Any of these books may be bought separately at prices indicated for each.

Name.....

Address.....

City, Zone, State.....

Your employer.....

RADIO-TV Service Industry News

AS REPORTED BY THE
TELEVISION TECHNICIANS LECTURE BUREAU

WHAT are you doing to back up the national consumer advertising by manufacturers to inform the public of your important status as a skilled TV technician? What are you doing to tell TV owners in your community that you are a qualified member of this new technical profession? What are you doing to improve the appearance of your place of business and the appearance of your shop to make it look like the headquarters of a competent professional technical organization? Are you carefully studying every phase of your customer relations activities, in your telephone technique and in your face-to-face contacts with your customers, to make certain that you leave the impression with your customers that yours is a professional activity?

These are very important questions. They are important because the success or failure of manufacturers' expensive consumer educational campaigns to create a healthier respect for TV service will depend entirely on how you conduct your business to justify their claims that TV servicing is a technical profession.

Millions of people, including most TV set owners, will read the *General Electric Company's* full page ads in "Life" and "Collier's." Presented in the style of pictorial news stories the lead line, "America's Newest 'Profession' Keeps 18 Million TV Sets Healthy!", will draw the reader's attention to the pictures and their descriptive captions.

Your customers and prospective customers will read this about you:

"Television itself embodies new electronic principles which had to be learned by over 51,000 servicemen, most of whom were radio specialists. Manufacturers did everything they could to make it easy for these men to become the highly-qualified TV experts they are today. Schools and courses were established . . . new test equipment was developed . . . replacement tubes and parts were distributed to every TV area.

"But the real responsibility for acquiring TV know-how rests with the serviceman. As a group, these technicians have done an unprecedented job of meeting the service needs of the 'TV epidemic.' They have built

for themselves an important new industry based on one ideal: to safeguard a billion-dollar owner investment in TV. (Italics ours.)

"Your TV serviceman deserves your full respect and confidence. He has invested over \$3000 in special test and other equipment. He spends an average 12 hours a day servicing sets. He is technically trained . . . experienced . . . familiar, by constant study, with latest television improvements. Call your favorite TV serviceman whenever you want your set put in top working order. He will always do his best to serve you promptly and at a fair, reasonable cost!"

After a TV set owner reads this ad and calls your shop for service what impression does he get from his telephone contact with you? When your technician calls at the home to check the set what impression does he make? When he works on the set in the home does he handle himself and his tools in the organized manner of a competent, skilled technician or is your technique for handling service in the home an unstudied, haphazard proceeding?

These are vitally important matters of servicing procedure. In the final analysis the TV set owning public will form its own opinion of the caliber of independent TV servicers from the impressions it gets in dealing with the technicians who call at the home. It is the responsibility of every man engaged in TV service to learn to do all of the things right that are necessary to create the impression of professionalism. In other words, it's up to the independent servicing industry to maintain and build the good-will that advertising will stimulate.

Advertising Alone Can't Do the Job

While millions of people will read these and other ads and acquire the basis for a new and higher respect for the profession of TV servicing, it will mean nothing to you as an independent TV service businessman unless you identify yourself with these programs. You must fix up the appearance of your place of business to look like the quarters of professional craftsmen; you must make a studied effort to know and use the simple

RADIO & TELEVISION NEWS

fundamentals of good customer relations; and you must regularly tell your customers and prospective customers who you are, where you are located, and what you are prepared and competent to do for them.

Point-of-Sale Helps

If you want to get a substantial share of the service business that develops in your community you must use some kind of a sales promotional program regularly to keep *your* business before prospective customers. National advertising campaigns may sell independent service as a professional activity but it is up to *you* as an individual business man to identify your business and to sell yourself in your community.

Manufacturers make available to you, usually at less than cost, professionally prepared promotional material that will help you create and maintain the individual identity of your business and your facilities for rendering professional technical service.

In a recent article, Robert A. Penfield, advertising manager for the *Sylvania Electric Products Company*—a company that has done much to create an atmosphere of consumer good-will for independent TV servicers—outlined the kinds and purposes of the several types of promotional aids that are available from many manufacturers. He said:

"In addition to the maintenance of continuing programs of promotion through the selection and use of manufacturers' cooperative campaign material—TV service operators usually have considerable room for improvement in the use of their 'point-of-sale'—the service shop.


"Manufacturers offer many items that are necessary for day-to-day work. Fortunately for the TV serviceman, the prices of these items reflect more of the manufacturer's cost than the retail replacement price. Business aids available to TV servicemen at nominal cost or on a no-charge basis may be classified according to use as follows:

1. Professional Appearance
2. Display Materials
3. Tested Promotional Items
4. Remembrance Advertising
5. Time-saving Business Methods


"A quick run-down of these five classifications that are always needed by TV servicemen, shows that *professional appearance* means more than a tidy shop layout. It means the 'whole package' in which the serviceman presents himself and his associates to customers. Attractive shop coats assure a trim, professional look. They inspire customer confidence. These coats cost very little when they are purchased through leading industry manufacturers.

"During home calls the service package is important too. Customers know that service is a *combination* of skill, tools, and replacement parts. Tool and parts kits should be attractive. Give them a neat, professional appearance

HOW TO SELECT



up to 25 miles—FA-1 or VA-100



up to 60 miles—
FA-2, CVA-500
STY (5 element Yagi)




up to 85 miles—FA-4, CVA2-500



over 85 miles—
CVA4-500, STYL8-, STYL10-

See your local RMS Jobber

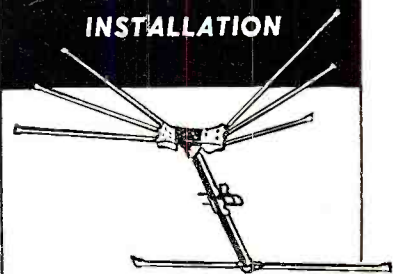


RMS
NEW YORK 60, N. Y.

Get your copy of NEW Catalogue 53!

THE PROPER RMS ANTENNA


FOR YOUR PARTICULAR
INSTALLATION



REDI-RIG MODEL FA-1
Deluxe preassembled high gain conical with $\frac{3}{8}$ " dowel-reinforced elements. 1" aluminum crossarm dowel-reinforced at U-bolt.



**FRINGELEADER
CVA-500**
Preassembled deluxe antenna for vhf and uhf. Available in 4 element models; VA and EVA.



**YARDARM
8 ELEMENT YAGI STYL8-**
High gain antenna with unique brace on low band models to assure permanent orientation and security to mast. 5 element (STY) and 10 element (STYL10) models also available.

SCHEMATICS—CONVERSIONS FOR SURPLUS GEAR


NEW LIST! MANY ADDITIONS!
Send stamped, self addressed envelope for List B. Add 25c for chart explaining AN nomenclature.
R. E. BOX 1220
GOODHEART BEVERLY HILLS, CAL.

LEARN TELEVISION

ELECTRONICS and RADIO
Engineering Laboratory and Classroom
Training. Day and Evening Classes.

Write for illustrated Catalog
ELECTRONICS INSTITUTE, Inc.
21 HENRY, DETROIT 1, MICH.

BE A RADIO ENGINEER



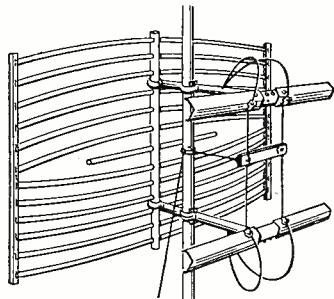
You can enter this uncrowded, interesting field. Defense expansion, new developments in electronics demand trained technicians. Study all phases radio and electronics theory and practice: TV, FM; broadcasting; servicing; aviation, marine, police radio, 18-month course equal in radio content to 4 yrs. college. H.S. or equivalent required. Begin Jan., March, June, Sept. Campus life. Write for catalog.

VALPARAISO TECHNICAL INSTITUTE
Dept. RD Valparaiso, Indiana

AMERICA'S FASTEST GROWING TV ANTENNA MANUFACTURER DAVIS ELECTRONICS

THERE MUST BE A REASON

THE REASON IS: The DAVIS SUPER-VISION is the finest antenna built for V.H.F. ALL CHANNEL and for FRINGE AREA and DX RECEPTION...With ELECTRONIC DIPOLE SEPARATORS... A steady flow of enthusiastic letters from users all over the U. S. attests to this fact—and is outstanding proof of its UNIVERSAL ACCEPTABILITY.



"THE ORIGINAL ANTENNA SOLD WITH
A MONEY-BACK GUARANTEE"

1. EXCELLENT FOR FRINGE AREA and DX RECEIVING—and broad band receiving with high gain on all channels—2 through 13.
2. CLEARER PICTURES UP TO 125 MILES OR MORE—from the station.
3. GHOST PROBLEMS REDUCED or eliminated due to excellent pattern.
4. PROVIDES 10 DB OR MORE GAIN ON HIGH CHANNELS where gain is needed most.
5. EXCELLENT FRONT TO BACK RATIO on all channels. No co-channel interference.
6. MINIMIZES INTERFERENCE: Airplane Flutter—Diathermy and Ignition—F.M.—Neon Signs—X-Ray—Industrial—Etc.
7. ELIMINATES DOUBLE STACKED ARRAYS, and out-performs 2 bay yagis on low band and 4 bay yagis on high channels.
8. ONLY ONE TRANSMISSION LINE NECESSARY.
9. NO WORRY OVER POSSIBLE CHANNEL CHANGES on either high or low channels.

AT YOUR JOBBERS, OR WRITE TO:

DAVIS ELECTRONICS 1-19
4313 West Magnolia Blvd., Burbank, California

SIRS: RUSH INFORMATION TO ME AS CHECKED BELOW:

- Send Free Technical Data on new SUPER-VISION ANTENNA.
 Send Name and Address of NEAREST JOBBER.

Name _____

Street _____

City _____ State _____

TV SERVICING Practical Shop Training

DO YOU want to get into TV servicing... operate your own TV shop... get into the \$5,000 a year income bracket? YOU CAN, BUT... You need the BEST—the MOST complete TV servicing & maintenance training available. You must understand the function of every TV part; how to use professional test equipment; how to diagnose and "track-down" TV troubles; how to service ALL brands of TV receivers.

Only a fully-equipped TV trade school with daily shop training can give you this. Western TV students actually work on some 20 different kinds of TV sets... Western TV students actually use some 15 types of test & measuring instruments.

Without obligation, write for our Illustrated Booklet.

APPROVED FOR VETERANS

WESTERN TELEVISION INSTITUTE
341-A W. 18th St., Los Angeles 15, Calif.

that is associated with camera, medical, or other cases for professional instruments. This need not mean having a custom-built case made at high cost. Manufacturers, after careful study of the needs of servicemen—and the best cases the market affords—will supply what is needed and on a below-cost basis.

"Attractive display material at point-of-sale means more than the use of window displays—which should be changed frequently to conform to the continuing merchandising program. It means the full use of counters and walls for merchandising cards, posters, streamers, easels, booklets, and folders. These items are available from manufacturers, frequently on a no-charge basis.

"Remember—it is up to the TV service organization to request and put these sales aids to work and to maintain a good housekeeping rule. Sales aids and the over-all appearance of point-of-sale should provide a fresh, appealing atmosphere that almost whispers aloud—this is a good place to do business!

"During customer contacts make it a point to do more than a good service job. Leave something for your customer to remember you by. Suitable for this purpose are imprinted book matches, mechanical pencils, imprinted and informative literature, imprinted calendars, and many other articles. Watch your mail for manufacturers' announcements of these inexpensive business builders. And remember—your manufacturer will get them for you at a wholesale price.

"Time-saving business methods interest manufacturers as much as they interest TV servicemen. Efficient systems increase servicemen's sales by providing market data, and by acting as a recorder of the pulse of business conditions. They pay dividends in time saved for productive sales and service work. Manufacturers help solve these problems by providing systems for accurate, perpetual, and understandable records. These systems greatly reduce the chore of keeping books. Look to the manufacturers for simpler, more efficient accounting methods and the forms that are best suited to your accounting needs.

"Manufacturers help alert TV servicemen solve the problems of change in the service market. They have to plan their own operations years in advance and can't afford to be caught napping in business transitions such as one from initial sales to replacement sales—but they need the TV serviceman's cooperation, if full mutual benefits are to be realized."

Progress in U.H.F.

Further evidence that u.h.f. may expand far more rapidly than early predictions indicated is showing up in press releases from equipment and parts manufacturers that describe new components for u.h.f.—now available in quantity. One of the latest of these from G-E states:

FREE

WRITTEN FOR
MUSIC LOVERS
BY
IRVING GREENE

1953
EDITION

JUST OFF
THE PRESS



Come in or write Dept. RN for your FREE copy of "Sound Advice". Visit us in Room 512 at the Audio Fair, Oct. 29 thru Nov. 1 in the Hotel New Yorker.

ALLIED SOUND CORPORATION

115 WEST 45 STREET (3rd FLOOR)
NEXT TO TIMES SQUARE
NEW YORK 36, N. Y. LUXemburg 2-1750

OPEN WIRE

T-V LINE 4.0c Per Foot

in 250 ft. rolls boxed in free-flow dispensing boxes. 4.5c per ft. in any desired shorter length. #19 solid copper Formvar wire. Pure Polystyrene spacers. Very low loss. For conventional 300 ohm use. Send post card for sample section. Order from

SEYMOUR ELECTRONICS
SEYMOUR, MISSOURI

Used Recording Tape (Plastic Base)



199 For 7"—1200
foot Plastic reel.
Save \$3.51 on
every reel.

Money cheerfully refunded if you do not find this tape cleanly erased and as good as new. (If you are skeptical and from Missouri send us 12c in stamps and we'll roll you a sample.)
• We buy commercial and government surplus plastic tape. Tape must be Irish (#211 RPA), Scotch, or Audio tape, or any tape that will meet government specifications and must not have more than one splice in any 1200 foot spool.

New empty plastic reels in boxes for easy labeling, 3"—10c; 5"—24c; 7"—30c each.

• We carry new recorders, recording blanks, tape, tape recorders, etc., at large savings. PLEASE INCLUDE SUFFICIENT POSTAGE.

COMMISSIONED ELECTRONICS CO.
2405 18th St., N.W. Washington 9, D. C.



3-YEAR WARRANTY

on
SPEAKERS and
TRANSFORMERS

Write for

Catalog

Cinaudagraph Speakers
7334 North Clark Street Chicago 26, Illinois

RADIO & TELEVISION NEWS

"All tubes necessary for manufacture of a television tuner designed to receive new ultra-high-frequency television channels and television channels already in use are now available in substantial quantities. Any television set manufacturer who wishes to include an all-channel television tuner in his set can now get the necessary tubes immediately."

The tubes referred to are the 6AF4 oscillator tube, the 6AJ4 radio frequency amplifier, and the 6AM4, a mixer tube. They are designed primarily for use by television set manufacturers in tuners for new receivers and not for sets already in operation.

Radio Service Still Good

The concentration on the opportunities and problems of TV service has kept radio progress and developments more or less in the background but an examination of statistics shows that radio is still a very substantial business. For instance, it is surprising news to learn that homes with television now have more radios than non-TV homes. Two-thirds of all TV-homes have bedroom radios, and about half have kitchen sets. The kitchen has become the main "listening center" in the TV homes with 50 per-cent of all radio listening done there.

Most TV servicing organizations have been focusing their sales promotion programs almost exclusively on television and have been neglecting a service market that can supply a substantial volume of business. It is quite probable that a door-to-door survey of radio sets in operation in any TV community would disclose that every home has at least one radio set that badly needs repairs and that the owner would be happy to have it repaired.

There is a natural indolence on the part of the average consumer about having radios or appliances repaired when they need service attention. And yet it is surprising how glad they are when some aggressive service company makes it easy for them to get the units repaired.

Any aggressive service selling program that would include radio as well as TV sets would uncover a lot of this dormant business. A dealer with complete facilities for handling appliances as well as radio-TV repairs probably would strike a bonanza of service business in practically any residential district of middle class people in any city.

Service Training

Those who aspire to create substantial businesses in TV servicing now have the advantage of a "backlog" of successful experiences to guide them if they will take advantage of it. This was not true five years ago. Service businesses that got started then had to learn by "trial and error" methods and those who "erred" too much went broke.

The creation of a major TV service business is a complicated project that now requires a very substantial in-



YOUR GUIDE FOR Quality ... RADIO and ELECTRONICS NEEDS

SPECIAL PURPOSE TUBES . . . Available NOW

CK 1005	\$ 0.85	2J26	\$24.50	IN-27	\$ 1.59
CWL 803	3.90	2J27	24.50	IN-47	8.50
EF-50	.69	2J31	29.75	559	1.35
GL 623	10.35	2J32	59.95	6AK5	.89
GL 8020	1.50	2J33	39.39	6AL5	.49
HY 615	.25	2J34	38.50	6BH6	.89
VR-105-30	1.35	2J36	120.00	6CB6	.79
VR-75-OA3	1.35	2J37	12.70	700A	17.50
1B29	2.45	2J39	49.50	700B	18.50
1B35	10.98	2J48	28.50	700C	27.00
1616	.74	2J50	27.50	700D	18.50
1619	.45	2J62	49.45	703A	5.98
1629	.39	OD4A-CK1003	.69	706EY	39.50
1633	.73	CD3-VR/150	.98	724B	3.45
1P22	13.00	2J889R-A	250.00	725A	8.90
2050	1.47	3B25	4.50	866-A	1.50
2X2A	1.89	3C24G	1.75	874	1.39
2J21	10.69	3E29	14.95	955	.39
2J21A	9.25	450TH	44.00	957	.45
2J22	7.90	IN-23	1.35	9002	.80

Telegraph WUX FAX, NEWARK, N. J., or Write for Types You Need

TEST INSTRUMENTS

Model 300A Wave Analyzer (Hewlett-Packard) • EE-65-F Test Set • E-400 Sweep Signal Generator • I-98-A Signal Generator • I-222A Signal Generator • 19X Hickok Microvolt Generator • 155 RCA Scopes 715 RCA Scope Console • 546B G.R. Microvolter • 720A G.R. Met. Freq. Meter • 726A G.R. Vac. Tube Voltmeter.

MANY OTHER TYPES IN STOCK: YOUR REQUIREMENTS WILL RECEIVE PROMPT ATTENTION.

RADCOM also specializes in Re-constructing Radio & Communication equipment. All types SCR Test and Navy-type Radio equipment always in stock.

WE NEED: Top prices for TCS-7 and up. SCR-274N, BC-696, SCR-399 Equipment JB-70, JB-60, BC-939A, BC-610-E, RA-63, EE8, BC-614-E, PE-95, PE-197, Trailer K-52. Cordis, LS-3 Speakers, SCR-508, BC-604, BC-603, FT-237, Transmitter Crystal Sets, SCR-506, BC-653-A, DM-40-A, FT-253-A, BC-658-A, BC-312, BC-342, BC-652-A.

ALL PRICES SUBJECT TO CHANGE WITHOUT NOTICE

Always Right With Earl White

RADCOM Engineering Co. 8 Livingston St. Newark 3, N. J.

PEN-OSCIL-LITE

Extremely convenient test oscillator for all radio servicing; alignment • Small as a pen • Self powered • Range from 700 cycles audio to over 600 megacycles u.h.f. • Output from zero to 125 v. • Low in cost • Used by Signal Corps • Write for information.

GENERAL TEST EQUIPMENT
38 Argyle Buffalo 22, N. Y.

CODE SENDING RECEIVING SPEED

HIGH SPEED WITHOUT NERVOUS TENSION

REVEALING BOOK shows how "crack" operators develop high speed and proficiency. Learn code for Amateur or Commercial Radiotelegraph License, or improve your sending and receiving.

Save C.O.B. Fees, Incl. Postage, Express Refunded with the Candler System which develops radio-telegraph experts and code champions. **FREE BOOK**

CANDLER SYSTEM CO. Denver, Colo.
Box 928, Dept. 2-W.

GOING FAST DON'T MISS THESE BUYS

LINK & BOSCH MOBILE POLICE RADIO, 5 TUBES, FIXED TUNE, 2-3mc, ADJUSTABLE SQUELCH CONTROL, W/6V input mtr. gen. supply (250V/55ma out), INSTALLATION OF SIMPLE SWITCHING ALLOWS USE/boat; ship to ship, ship to shore, Coast Guard service, used clean cond. 5.95 UNITS USING VIBRATOR POWER SUPPLY 9.95 SAME UNITS AS ABOVE, XTAL CONTROL OSCILLATOR 10.95

Western Electric -18B MOBILE 32-40mc RECEIVER, 7 TUBES W/BUILT IN SPEAKER, MTR. GEN. SUPPLY W/NOISE FILTER, IDEAL FOR TRUCK OR CAR SERVICE, USED CLEAN, CONDITION, BARGAIN @ \$24.95, less tubes, \$21.95

VIBRATOR PACK, 4V in 250V/55ma used 4.95

CANDLER GENERATOR, same specs as above... 4.95

BATTERY CHARGER, 6 volt, 2-5 amp, taper COMPACT 2Tmc XMITTER ASSY, complete w/dual 1.4V triode easily rew'kd-Cit. Band 3.75

PRECISION GRD CRYSTAL, 27.25kc/.04 tol. newly mfr'd 3 rd mode harmonic... 4.25

WHIP ANTENNA SECTIONS, MS-49 to MS-56 new, no corroded or battered units, ideal-vert. beams special ea. \$ 1.45

MS-49, 50, 51 makes approx. 9 ft. antenna... 2.25

MS-50, 51, 52 makes approx. 12 1/2 ft. ant. 1.60

MS-49, 50, 51; 52, 53, 54 makes approx. 1.10

MS-49, 50, 51, 52, 53, 54; 55, 56 makes approx. 2.40 ft. antenna... 3.25

MS-49, 50, 51, 52, 53, 54(3), 55, 56 makes approx. 30 1/2 ft. antenna... 3.95

G.E. THYRITE, a non-linear resistance material in which I, varies as En, excellent HV regulator (see SER. IT News) 1 1/2 dia x 1 1/2" thick w/1/2" hole, current-5 to 40 ma at 21 to 33 volts. Pkg. of 3 \$2.85, Each 65c

HAYDON SYNCHRONOUS MOTOR, 24 volts 60cy, will operate on 115 line with series capacitor, high torque geared shaft, output-5 HP Hourly... \$1.25

Save C.O.B. Fees, Incl. Postage, Express Refunded

ELECTRONIC SPECIALTY SUPPLY CO.
58 WALKER ST. NYC 13, N.Y. WALKER 5-8187

STAN BURN E-D-A-R-K-E

ANTENNAE SPECIALS

DOUBLE V 3/4"	1.11	12 or more	
DOUBLE V 3/8" Dowel	\$2.98		\$2.20
DOUBLE V 1/2" Dowel	3.45		2.45
10 Element Conical 3/4"	3.95		2.95
Folded Hi Straight Low Quick Rig	3.55		2.55
1/2" Elements	4.25		3.25
WINDOW CONICALS	4.35		3.75
5 FOOT SWEGED	.79		.69
10 FOOT PLAIN	1.39		1.29
TV WIRE			
55 MIL. 300 OHM		\$14.95 M Ft.	
72 OHM COAXIAL		45.00 M Ft.	

CATHODE RAY TUBE SPECIALS

Standard Brands—Unconditionally Guaranteed

10BP4A Sheldon	\$13.95	17BP4A Federal	23.00
10BP4A N.U.	18.95	19AP4A Sheldon	29.95
12LP4A Sheldon	15.95	19AP4A GE	38.00
12LP4A Thomas	19.95	19BP4A Thomas	39.95
16AP4A Sheldon	24.00	19DP4A Sheldon	29.95
16AP4A GE	34.20	20CP4A Dumont	37.00
16DP4A Thomas	28.80	20CP4A Sheldon	31.00
16DHP4A Sheldon	24.00	21EP4A Federal	29.00
16GP4 Sheldon	24.00	21EP4A Dumont	39.00
16GP4A Rauland	30.25	24AP4A Sheldon	63.00
16IP4A Sheldon	24.00	24AP4A GE	68.40
16IP4A GE & N.U.	23.40	Single ion traps	.39
16KP4A Sheldon	24.00	Double ion traps	.39

CHASSIS 630 REGA with Cascade Tuner. \$139.50
 211-73 FLY BACK (similar to RCA) 2.95
 OPEN FACE CABINET 39.00

TRANSFORMERS

RCA type for 16" to 24" X032	\$3.85
G.E. type for 16" to 24" X045	3.85

These are very special prices while they last!

DEFLECTION YOKES

COSINE FERRITE TODD YOKE 70"	\$4.20
------------------------------	--------

SPECIALS

4 Prong Vibrators, each	\$ 1.19
Lots of 12 or more	1.19
Standard TV Tuners	18.95
12" Heavy Slug Speaker	Special 4.98

Audio Devices, Discs and Scotch Tape in Stock

Audio Plastic Red Oxide Plastic Tape—	
Half-hour spool	\$2.30 One-hour spool \$3.30

WIRE RECORDERS IN STOCK

WILCOX GAY—Model 2A10	\$ 89.97
PENTRON—Model 9T3C—2-speed Tape Recorder	134.50

RADIO CRAFTSMAN

Model RC2—HiF Amplifier	Net 42.89
Model RC10—AM-PM Tuner	Net 130.84
Model C5—Williamson Amplifier	Net 99.45

Cascade Guaranteed Tuners (with tubes)
 SPECIAL! While they last. \$21.95

AUTHORIZED DISTRIBUTORS for: General Electric, Kenrad, Tung-Sol, National Union, Jewel, De Wald, Regal, Automatic and Satchel Carlson.


We carry a complete line of popular makes of Radio and TV tubes, at 50% discount. Also many other special purpose and transmitting types, and all electronic parts and equipment at lowest prices. Send us a list of your requirements for prompt quotations.

Terms: 20% with order. Balance C.O.D. All prices F.O.B. NEW YORK Warehouse. Minimum order \$5.00.

Write for our latest price list to Dept. RN-11

STAN-BURN RADIO and ELECTRONICS CO.
 (C.B.S. THEATRE BLDG.)
 1697 BROADWAY • NEW YORK 19, N.Y.

SOUND SLAVE PHONO AMPLIFIER



YOUR COST
\$950

Operates AC or DC, 25-60 cycles, 105-120 V. Offers 1.5 watts of undistorted power. Has Alnico 5-5 in. P. M. speaker. Beautiful sloping front wooden cabinet covered with alligator leatherette. Weight 2 1/2 lbs. Base dimensions 7 3/4 W—6 1/2 H—6 in. D. Your choice of brown—tan—red.

10% cash with order

ALMO RADIO CO.
 509 ARCH ST. & 6205 MARKET ST.
 Philadelphia, Pa.
 6th & ORANGE STS. • Wilmington, Del.
 4401 VENTNOR AVE. • Atlantic City, N. J.
 1133 HADDON AVE. • Camden, N. J.
 219 Highland Ave. • Salisbury, Md.

RADIO ENGINEERING DEGREE IN 27 MONTHS

Radio engineering is a big field. There's room for you in it—if you're good. Get first-class training at Indiana Tech. Intensive specialized course, including strong basis in mathematics and electrical engineering, advanced radio theory and design, television, electronics, Modern laboratories. Low rate. Also G.S. DEGREE IN 27 MONTHS in Aeronautical, Chemical, Civil, Electrical and Mechanical Engineering. G.I. Government approved. Enter December, March, June, September. You can earn part of your expenses right here in Fort Wayne while you are studying.

INDIANA TECHNICAL COLLEGE

9112 E. Washington Blvd., Fort Wayne 2, Indiana
 Please send me free information on R.S. Engineering Degree in 27 months as checked.

- Radio-Television Aeronautical
 Civil Mechanical Electrical

Name _____
 Address _____

vestment. While it is true that an unusually competent TV technician who is willing to work long and hard hours and can make his headquarters in his home or some other low overhead location, can make a fair income working as an independent TV servicer—he cannot develop what can rightly be termed a "business." When sickness slows him down or stops him, his income stops. Since his activity is built purely around his own special abilities and qualifications he does not "build a business," hence he does not create anything that can be sold as a going enterprise.

Studies of the incomes of men working independently as TV technicians in many areas indicate that some men might get larger "take home" incomes, and build a greater security for themselves, by working for a major TV service business. The unusual abilities and aptitudes that make it possible for them to make a living as one-man operators would produce a greater dollar return per hour worked if they were applied in a well-organized and skillfully managed major service business.

Karl Korn, general manager of *Central Television Service* of Chicago, one of the country's largest and most successful independent TV servicing organizations, recently outlined the extensive "on-the-job" training that major servicing companies now give their technicians.

Service Quality Control

The operating "heart" of the *Central* organization and the key to maintaining the good-will of its thousands of service customers is its "Quality Control" department. This department is charged with the responsibility of maintaining a high quality of service and, through a carefully developed system of customer checks, it is able to gauge the day-to-day work of every one of their scores of technicians who handle consumer service.


Each new technician employed by *Central* spends his first month on the job working with a supervisor or with an experienced technician. This is his preliminary training period. When he starts out on his own to handle calls he is still under training and phones the Quality Control department whenever he runs into a confusing service job. Since these calls are made from set owners' homes the men are provided with logical reasons for calling the *Central* office for servicing information. This is to avoid creating an impression in the customer's mind that *Central* has sent a novice to handle the job. Usually the reason given is that recent developments in the chassis under discussion have not shown up yet in field service charts hence the reference to the central office for detailed information.

Mr. Korn said that *Central* technicians are able to complete about 90% of their service jobs in the home. The other 10% pulled to the shop for service are largely intermittents.

THE NEW

Regency

VB-1 Voltage Booster*



Get peak performance from your TV set or any electrical device drawing 350 watts or less. Maintains full 117 volt power supply. Insures full size TV picture when low line voltage shrinks picture size.

THE VB-1, \$19.95 LIST

*by the makers of the Regency VHF TV booster and UHF TV converter

Ask any radio parts jobber for further information or write:
 I.D.E.A., INC., REGENCY DIVISION
 7900 Pendleton Pike, Indianapolis 26
 Cherry 2466

The three servicing fundamentals of the *Central* organization are:

1. Repair the set to the customer's satisfaction.
2. Give the customer his money's worth.
3. Do it as quickly as possible.

Service Suggestions

In a talk before the *Capehart* national distributors' convention in Chicago, Frank Moch, president of the national association, NATESA, made the following suggestions to set distributors which would help create better owner satisfaction with the receivers they distribute:

1. Cooperate in all programs of consumer education in the technical complexities of TV receiver circuits. When set buyers, through advertising claims, are led to believe that a manufacturer has succeeded in simplifying the construction of his sets so they will be practically "trouble-free" they lose confidence in the brand when service is required.

2. Inform servicing organizations as quickly as possible when inherent circuit defects are detected in a new model. When servicing organizations are informed of inherent defects it saves the customer money by speeding up servicing time and it helps to retain the customer's confidence in the brand.

3. Select and recommend only proven, reliable service depots to handle service on the brands they sell.

If distributors would adopt any or all of the "planks" of this platform they could go a long way toward helping to solve some of the problems facing service technicians.

-30-

A warning that a car is approaching the gatehouse of the General Electric Research Laboratory is given by an electronic device resembling radar. From the reflector, a beam of radio waves is aimed down the road. The echo returned from the moving object causes a warning bell to ring. Thus even if the guard is not watching the road, as is the case with Patrolman R. J. French who is checking his files, an intruder would be unable to slip by unnoticed.



Use

ERIE PRINTED CIRCUITS

ERIE Resistor began the development of Printed Circuits in 1940. Since then the advantages of Printed Circuits have been amply demonstrated and Erie has made important contributions in the field.

A complete line of Erie Printed Electronic Circuits is available, including Diode Filter, Triode Plate Filter, Vertical Integrator, Audio Output Circuit, and Pentode Plate Coupler.

Order through your jobber.




ERIE RESISTOR CORPORATION . . . ELECTRONICS DIVISION

Main Offices: **ERIE, PA.**

Sales Offices: Cliffside, N. J. • Philadelphia, Pa. • Buffalo, N. Y. • Chicago, Ill. • Detroit, Mich. • Cincinnati, Ohio • Los Angeles, Calif.

Factories: **ERIE, PA. • LONDON, ENGLAND • TORONTO, CANADA**



**ERIE
PRINTED
CIRCUITS**

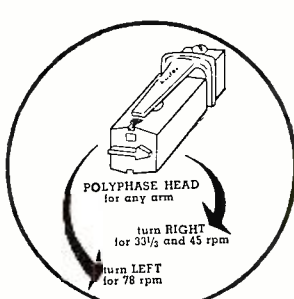
offer these advantages:

- Fewer soldered connections mean less installation time.
- One installation unit replaces several.
- Fewer connections mean fewer wiring errors.
- Circuit stability is improved through simplification.
- Lower costs for procurement and stock maintenance.

if it's musical quality you're after

the New AUDAK magnetic reproducer is indispensable." So writes an eminent college president in his music-critic-newspaper columns.

"Never before such listening-quality, such faithful reproduction."—Y at POLYPHASE costs no more than ordinary magnetic pickups.



Be sure to obtain the 1953 **ELECTRONIC PHONO FACTS** Booklet from your dealer.

AUDAK COMPANY
500 Fifth Ave., New York 36, Dept. C

"Creators of Fine Music Reproducers for 25 Years"

For Music Lovers
Here is the quality your ear demands
Here is the value selected by experts

Best Buy in a High-Fidelity Music System Recommended by Saturday Review's E. T. Canby

Now you can revel in full-fidelity, distortion-free reproduction of your records. Here is an easy-to-assemble custom music system at a sensible price—selected and recommended by E. T. Canby and associated authorities on the reproduction of recorded music. Complete system includes: Bogen DB-10-1 High-Fidelity Amplifier, Garrard RC-80 3-Speed Changer with two G. E. cartridges and diamond stylus, Electro-Voice SP12B Coaxial Speaker. Complete with cables (no soldering connections required), hardware, and full instructions. Shpg.wt., 65 lbs. 93-572. Only \$162.75

98-650. Pilot AF-821 FM-AM High-Fidelity Radio Tuner for above system. Only \$99.95

Other fine custom quality home music systems from \$108 to \$1250

Outstanding Book on High-Fidelity. If you're interested in recorded music, you'll want a copy of "The Saturday Review Home Book of Recorded Music and Sound Reproduction." Complete, authoritative information on all aspects of high-fidelity reproduction and recording techniques. 37-946. Postpaid \$4.40



FREE 236 Page Hi-Fi, TV and Radio Catalog

Send for the complete Buying Guide to everything in High-Fidelity, TV, Radio and Electronic Equipment. Unsurpassed selection of quality apparatus and fine values. Ask for your FREE copy today.

ALLIED RADIO
833 W. Jackson Blvd., Dept. 1-LL-2, Chicago 7, Illinois

The C-800 is here
to bring you new
record performance!



the new
craftsmen 800
FM-AM TUNER

with built-in phono
preamplifier and
record equalizer

Now—Craftsmen brings you a tuner that matches all your finest records... is setting new records for versatility, too. The C-800 is further evidence that Craftsman leadership in high fidelity is something you can put your finger on, something you can hear.

- Front-panel-selected equalization for AES, LP or EUROpean recording characteristics. Inverse feedback compensated dual-triode phono preamp for correct turnover and roll-off characteristics.
- Improved AM reception Wider bandwidth for better fidelity, and sharper IF bandpass "skirts" for greater selectivity.
- Double-shadow tuning eye and AFC (no drift) on FM simplifies tuning Front-panel AFC cut-out for tuning weak stations.
- Efficient new layout Bottom plate, completely shielded chassis minimize oscillator radiation, assure tuner isolation.
- Cathode follower audio output for remote installations; 2 volts at less than 1/2% dist. Detector output also has cathode follower for recording applications.
- Bass and treble controls continuously variable from attenuation to boost—flat position clearly marked. Selector positions: FM, FM with AFC, AM, TV, LP, AES, EUR, and SPare.
- Mahogany-finish wood cabinet available.

HIGH FIDELITY—LOW COST! C-400 audio amplifier offers 10 watts @ 1 db., 15—20,000 cps., less than 1% distortion. New streamlined chassis design.

Write today for information

THE RADIO
craftsmen INC.

Dept. R-11, 4401 N. Ravenswood Ave.
Chicago 40, Ill.



Technical
BOOKS

"TV TROUBLESHOOTING AND REPAIR GUIDE BOOK" by Robert G. Middleton. Published by *John F. Rider Inc.*, New York, New York. 201 pages. Price \$3.90. Paper bound. Volume 1.

This is a down-to-earth handbook for the practicing television technician. All extraneous and most of the purely theoretical material has been eliminated in the interest of providing the maximum amount of usable data.

The book is divided into ten chapters which cover receiver differences and waveforms, handy hints in visual alignment procedures, troubleshooting sync circuits, locating sweep troubles, faults in video-amplifier circuits, checking high-voltage power supplies, test equipment kinks, troubleshooting in the home, receiver buzz—its causes and cures, and external interference.

Block diagrams, oscillograms, performance graphs, photographs, and test patterns have all been used along with circuit diagrams and tables to increase the maximum value of the book to the technician.

The author's style is concise but entirely lucid and those who can read with understanding should have no difficulty in grasping the subject matter. Without actually using this book on a troubleshooting job it may be difficult to appraise its practical value, but it seems to incorporate the requisite information in a very usable form.

* * *

"FUNDAMENTALS OF ELECTRONICS" by F. H. Mitchell. Published by *Addison-Wesley Press, Inc.*, Cambridge, Mass. 236 pages. Price \$5.00.

This is an elementary text which has been written as a one-semester study to familiarize physics students with some of the aspects of electronics or give the non-electronics major a survey of the field. A general physics course is prerequisite and a course in calculus is desirable but not absolutely necessary to an understanding of the subject matter.

In the absence of a thorough grounding in elementary a.c. and d.c. theory, the author has devoted the first two chapters to a review of the major principles involved. The third chapter deals with electron emission while subsequent chapters cover the vacuum diode and its application as a rectifier, the triode as a voltage amplifier, multi-electrode tubes, multi-stage amplifiers and amplifier coupling, sine-wave oscillators, gas-filled tubes, special purpose tubes and devices, wave-shaping and control circuits, and finally, the electronic voltmeter and oscilloscope in instrumentation.

Two separate folders are included with the book—one containing the answers to the problems which accompany each chapter and the other a series of plate characteristic charts

EASY TO LEARN CODE

It is easy to learn or increase speed with an Instructograph Code Teacher. Affords the quickest and most practical method yet developed. For beginners or advanced students. Available tones from beginner's alphabet to typical messages on all subjects. Speed range 5 to 40 WPM. Always ready—no QRM.



ENDORSED BY THOUSANDS!

The Instructograph Code Teacher literally takes the place of an operator-instructor and enables anyone to learn and master code without further assistance. Thousands of successful operators have "acquired the code" with the Instructograph System. Write today for convenient rental and purchase plans.

INSTRUCTOGRAPH COMPANY

4711 SHERIDAN ROAD, CHICAGO 40, ILLINOIS

DIAMOND NEEDLES \$10⁵⁰
plus postage

Our main business is the manufacture of diamond styli for broadcasting stations and high fidelity sound equipment. As a service to the general public we offer to retip your present replaceable needle with a genuine, unconditionally guaranteed broadcast quality diamond tip for either LP or Standard records.

Send us your replaceable needle (or complete cartridge except Pickering) together with check or money order for \$10.50 plus 25c for shipping.

THE TRANSCRIBER CO.

176 Green Street Boston 30, Mass.

SEND FOR OUR BIG BULLETIN

DOW RADIO, INC.

1759 E. Colorado St. Pasadena 4, Calif.
PHONE: SYcamore 3-1196

WALKIE TALKIES \$4.99 Set of 2

POCKET SIZE



—ELECTRONIC VOICE POWERED
No tubes, batteries, adjustments, license or permit needed!

Guaranteed to work anywhere up to 1/4 mile with extra wire. Swell for garage to house, etc. Your own private, talk-listen phone. Not war surplus. Brand new. Solid Aluminum Case. Two complete units with wires—READY TO USE! SEND ONLY \$1.00 deposit and pay postman \$3.99 C.O.D. or send \$4.99 for PP delivery. Sold only by mail from: MIDWAY CO., Dept. WRT-11, KEARNEY, NEBRASKA.



GET in on the fun of operating your own licensed transmitter. I guarantee you will memorize the International Morse Code alphabet within two hours by my simple picture method, or return method within five days and I will refund your money.

COMPLETE COURSE ONLY \$1
NOTHING ELSE TO BUY!
OTTO LUTHER, NEW PRESTON, CONN.

SPEAKER RECONING

Complete line Cones, Spiders, Rings and Voice Coils. Custom Built Voice Coils. Low prices. Write for Parts List and Reconing information.

WESTERN ELECTRONICS CO.

3164 West Colfax Denver 4, Colo.

RADIOS 1, 2 & 3 band Electric and/or battery
TELEVISION AC/DC Operation
TEST INSTRUMENTS
Write for FREE Catalog
ARKAY—Radio Kits, Inc.
120 Cedar St. New York 6, N. Y.

RADIO & TELEVISION NEWS

Editors and Engineers PUBLICATIONS

RADIO HANDBOOK. GIANT 13TH EDITION. A one-volume library of radio information with extensive, simplified theory. Detailed how-to-build-it data on dozens of items of practical radio equipment. Book No. E&E-RH13...\$6.00*

BETTER TV RECEPTION (in fringe and low-signal areas). **NEW SECOND EDITION.** The standard guide for installation technicians. A popular text for TV enthusiasts. Book No. E&E-TR2.....\$2.50*

RADIOTELEPHONE LICENSE MANUAL. Typical study questions with concise answers for any commercial U.S.A. radiotelephone operators license. Book No. E&E-RL1.....\$3.75*

ANTENNA MANUAL. A practical, comprehensive book on antennas, for everyone interested in transmission and reception. Over 300 pages. Book No. E&E-AM1.....\$3.50*

RADIO HANDBOOK, 12TH EDITION. Selected constructional items only, English edition. Book No. E&E-RH12.....\$3.00*

Spanish edition. Book No. E&E-RHSP12...\$4.00*

WORLD'S RADIO TUBES (BRANS' VADE MECUM). **NEW 9TH EDITION.** Lists over 15,000 tubes from every tube making country. Printed in 16 languages. Book No. E&E-VM9...\$5.00*

SURPLUS RADIO CONVERSION MANUAL. VOL. 1. Practical conversions. Write for list of contents. Book No. E&E-SM1.....\$2.50*

SURPLUS RADIO CONVERSION MANUAL. VOL. 2. Companion to Volume 1. Book No. E&E-SM2.....\$2.50*

*Plus any tax.

BUY FROM YOUR DISTRIBUTOR
ADD 10% ON DIRECT MAIL ORDERS TO
EDITORS and ENGINEERS, Ltd.
BOX 689A, SANTA BARBARA, CALIF.
Bookstore order from BAKER & TAYLOR, Hillsdale, N. J.

SUPER SPECIAL

Engineer's and Experimenter's
Condenser Kit

Set Builders, laboratories, schools, technicians, radio service men, engineers. This is the bypass condenser kit for you.

Contains a gigantic assortment of 100 paper bypass condensers of various sizes and values. A great variety of sizes from the tiny hearing aid type to the larger 1 mfd tubulars. Values from .002 to 1 mfd. Voltages from 100 to 1000V working. Some of these are oil filled, hermetically sealed units. Some are generator condensers. All are new and usable. Most units in the higher voltage range.

This is, by far, the greatest offer ever made by anyone. If these were to be purchased on the open market, the cost would be over \$45.00.

There are no old style, obsolete bulky types. These are all of the current type for the purpose intended. Only a few will pay for the cost of the entire kit. Money back guarantee if not perfectly satisfied.

Here is the bargain. **Hold your hats!!!** This terrific assortment of the country's best brands, 100 bypass condensers only \$3.95 postpaid in U.S.A.

Order now. This offer is good only while supply lasts. If in any way you are not 100% satisfied, you may return the condensers postpaid, and we will refund your money immediately.

\$45.00 value—100 condensers for \$3.95

ORDER NOW

BUYERS SYNDICATE

30 Taylor Street, Springfield, Mass.

for eight of the tubes covered in the text.

Lavishly illustrated and containing hundreds of circuit diagrams, line drawings, and graphs, this text provides an excellent basic work for the student of electronics or the layman.

* * *

"WHY YOU SHOULD NOT TRY TO FIX YOUR OWN TV" by John D. Burke. Distributed by *Alert Multi-graph Service*, 54 Dey Street, New York 7, New York. 44 pages. Price \$.50. Paper bound.

Although this book is addressed to the television set owner, most television technicians will be glad to know that there is such a book on the market to help stem the rising tide of "fix-it-yourself" books flooding the drugstore counters.

Written in a person-to-person style, this chatty and informative little booklet covers most of the points about which confusion exists in the layman's mind.


The author discusses tube failures, explains briefly how tubes work, talks about "picture lock", "high-voltage troubles", the dangers of working on the set even with the plug disconnected, intermittents ("troubles which come and go"), the picture tube and its peculiarities, how to pick a good technician, and then a resumé of the "do's and don't's" of TV ownership.

The "heart-to-heart" talk technique which the author uses throughout the book is convincing and should do some good if the book reaches a large enough segment of the set-owning public.

-50-



We rest our case on evidence you can hear




Words can't prove the performance of this superb High Fidelity Tuner. Neither can witnesses.

When it's time for a decision, your judgement of the CRAFTSMEN 10 is based on one thing: evidence you hear with your own ears. Listen—and the conclusive evidence of incomparable sensitivity and flexibility will turn your trial into a lifetime of distinctly better listening.

the
craftsmen 10[®]
high fidelity
FM-AM tuner

- Two cathode followers furnish both audio output and detector output for remote installations.
- Built-in pre-amplifier, compensated for variable reluctance pick-ups.
- Automatic Frequency Control entirely eliminates drift, simplifies tuning.
- 5 microvolts sensitivity on both FM and AM.
- 10 kc filter on AM eliminates inter-station squeal.
- Bass and treble tone controls for boost, cut, or 20-20,000 cycle flat response.

JUDGE THE C-500 TOO!
Williamson all-triode circuit—99.99% distortion-free!



high fidelity by craftsmen
means distinctly better listening

For information, write to:
The radio CRAFTSMEN, Inc.
Dept. R-11, 4401 N. Ravenswood Ave.,
Chicago 40, Ill.

PHOTO CREDITS

Page	Credit
35, 37	Jeff Markell
46 (Fig. 1)	"High"
46 (Figs. 2 & 3)	Fidelity Simplified, John F. Rider Publisher, Inc.
47 (Fig. 4)	Harrison Associates
47 (Figs. 5 & 7)	Arrow Electronics
47 (Fig. 6)	Kierulff Sound Corp.
45	Sound Workshop
48, 49	Thordarson-Meissner Mfg. Div.
50, 51, 52	Berlant Associates
53	John Alden
54	Motorola Inc.
55 (top)	Bogue Electric Co.
55 (bottom)	Baltimore & Ohio Railroad
68	Bendix Radio Division
108	Radio Corporation of America
122	Ohio Bureau of Motor Vehicles
177	Allen B. Du Mont Laboratories, Inc.
	General Electric Company

ERRATA

There is a misstatement in the article "A Variable-Voltage Power Supply" (September issue, page 66). The supply will deliver any voltage up to 450 at any current up to 100 ma. instead of 650 volts as stated in the first paragraph.

* * *

In the article "Converter Receives Both Phone and C.W.," appearing on page 60 of the September issue, the accompanying schematic diagram should have a 20 μ fd. variable condenser connected in parallel with C₂. This is the main tuning condenser.

* * *

The correct wiring diagram for the switch appearing in Fig. 3 (page 47 of the September issue) appears below. In addition to making this correction, the 6.3 volt filament winding on the power transformer, T₂ (Fig. 4) should show a center tap. This tap should be connected to the cathodes of the 6L6 tubes.



DEDICATED TO YOU!

This great new **EICO**
FACTORY... these **NEWEST**
EICO INSTRUMENTS...


YOU made them possible with your
CONFIDENCE in EICO. We pledge to strive
 with all our power, product-wise and
 service-wise, to continue to merit your
 trust in us.

Harry R. Ashley
 President



6 NEW V-O-M KITS and Instruments

FOR LABORATORY PRECISION AT LOWEST COST



New Model 536 —
 1000 Ohms/Volt Multimeter
 Wired \$14.90. KIT \$12.90.

- 31 full scale ranges!
- DC/AC Volts: Zero to 1, 5, 10, 50, 100, 500, 5000
- DC/AC Current: 0-1 ma, 10 ma; 0.1 A, 1 Amp.
- Ohms: 0-500, 100K, 1 meg.
- 6 DB Ranges: —20 to 1-69.
- Large 3" 400 ua meter movement.
- High-impact Bakelite case. 6¼ x 3¾ x 2".

EICO New Model 526 1000 Ohms/Volt Multi-
 meter KIT \$13.90. Wired \$16.90. As above, with 1%
 precision resistors.



EICO New Model 566 1000 Ohms/Volt Multimeter KIT
 \$14.90. Wired \$18.95. Ranges: same as Model 536 (left), plus
 7 output voltages. Large 4½" 400 ua meter movement.

EICO New Model 556 1000 Ohms/Volt Multimeter
 KIT \$16.90. Wired \$23.50. Ranges: same as Model 536 (left), plus
 7 output voltages. Large 4½" 400 ua meter movement and 1%
 precision resistors.

Compare these value-crammed EICO V-O-Ms with
 any others at any price—at your local jobber—and
 SAVE! Write NOW for FREE newest Catalog 11-RA



New Model 565
 20,000 Ohms/Volt Multimeter KIT \$24.95.
 Wired \$29.95.

- 31 full scale ranges!
- DC/AC/Output Volts: 0-2.5, 10, 50, 250, 1000, 5000.
- DC Current: 0-100 ua; 10, 100, 500 ma; 10 Amp.
- Ohms: 0-2000, 200K, 20 meg.
- 5 DB Ranges: —12 to 55.
- Large 4½" 50 ua meter movement.
- High-impact Bakelite case. 6¾ x 5¼ x 3".

EICO New Model 555 20,000 Ohms/
 Volt Multimeter KIT \$29.95. Wired
 \$34.95. As above, with 1% precision res-
 istors.

ONLY **EICO** GIVES YOU ALL
 10 **EICO** NOMICAL FEATURES

- Laboratory Precision • Lowest Cost • Life-
 time Dependability • Speedy Operation
- Rugged Construction • Quality Compon-
 ents • Latest Engineering • Super-Simplified
 Assembly & Use Instructions • Laboratory-
 Styled Appearance • Exclusive EICO Make-
 Good Guarantee.




Prices slightly higher on West Coast. Due to unstable conditions, prices and specifications are subject to change without notice.

ELECTRONIC INSTRUMENT CO., Inc. 84 Withers Street, Brooklyn 11, New York

Right for you...

right for your customers...




MALLORY
UHF
CONVERTER

Easy to sell...

Easy to install...

Easy to use...



SO EASY TO INSTALL!

You need no special tools to install the Mallory UHF Converter. Do the job right in your customer's home—fast... easily... in just two simple steps. Connect antenna leads and power lines. That's all!

Just look at all these special Mallory UHF Converter features. They're bound to boost your profits... give your customers the kind of UHF reception they expect.

- Reception of *all* UHF channels for *all* TV sets.
- No sacrifice of any VHF channels.
- Fast, easy installation... no interruption of customer use of set.
- Built-in UHF antenna... gives satisfactory reception within reasonable distance of transmitter.
- High quality picture definition plus easy tuning.

And that's not all! The Mallory UHF Converter—no bigger than a small table radio—has been tested and proved in the laboratory and in the field.

ASK YOUR MALLORY DISTRIBUTOR TODAY for complete information about the Mallory UHF Converter. And get him to tell you about the advertising and sales promotion program that will help boost your sales.

*Make Sure...
Make it Mallory*

P. R. MALLORY & CO., Inc.
MALLORY
CAPACITORS... CONTROLS... VIBRATORS...
SWITCHES... RESISTORS... RECTIFIERS...
VIBRAPACK* POWER SUPPLIES... FILTERS
*Reg. U. S. Pat. Off.
APPROVED PRECISION PRODUCTS
P. R. MALLORY & CO., Inc., INDIANAPOLIS 6, INDIANA