

OVER 250,000 COPIES OF THIS ISSUE PRINTED AND DISTRIBUTED

RADIO NEWS

REG. U.S. PAT. OFF.

25 Cents

January

1924

Over 200 Illustrations

Edited by H. GERNSBACK

THE RADIO POLICE CAR

See Page 870

IN THIS ISSUE

Lieut. Col. J. O. Mauborgne

Capt. H. W. Webbe


Dr. Albert Neuburger

John L. Reinartz, 1 QP



THE 100% WIRELESS MAGAZINE

CIRCULATION LARGER THAN ANY OTHER RADIO PUBLICATION



Cunningham

RADIO TUBES

The Heart of your Receiving Set

IN the case of all living things the heart is the most vital organ. Weaken, injure or destroy the heart and life is accordingly weakened, endangered or destroyed.

In a radio receiving set the tube is analogous to the heart. Remove it entirely and the set will cease to function. Use an inferior tube and the results will be inefficient and generally not pleasing to listen to.

In living things a perfect heart does not always insure a healthy body, but on the other hand it is indispensable. The same is true of the radio receiving set. It may be perfect in every detail but unless the best tubes are used the results will not be perfect.

Cunningham Radio Tubes were developed in the great Research

Laboratories of the General Electric Co., and are now being made in that company's modern and mammoth factories under the supervision of highly skilled engineers.

Better tubes are not attainable. There is a model specially adapted to every set, every circuit and every socket used today. Every radio dealer can supply you with Cunningham tubes. Buy them for replacements. Insist that they be included when purchasing a new set—and you will know that your receiving set has a perfect heart.

The care and operation of each model of Receiving Tube is fully explained in our new 40-page "Radio Tube Data Book." Copies may be obtained by sending ten cents to our San Francisco office.

Cunningham Radio Tubes	
C-301A—6 Volts ¼ amp. Amplifier.....	\$6.50
C-299—3 Volts .08 amp. Dry Battery Det. & Amp.....	6.50
C-300—8 Volts Gas Content Detector.....	5.00
C-11—1.1 Volts .25 amp. Dry Battery Det. and Amp. Special Base.....	6.50
C-12—Similar to C-11 with standard base.....	6.50

Home Office: 182 Second St.
San Francisco, Calif.

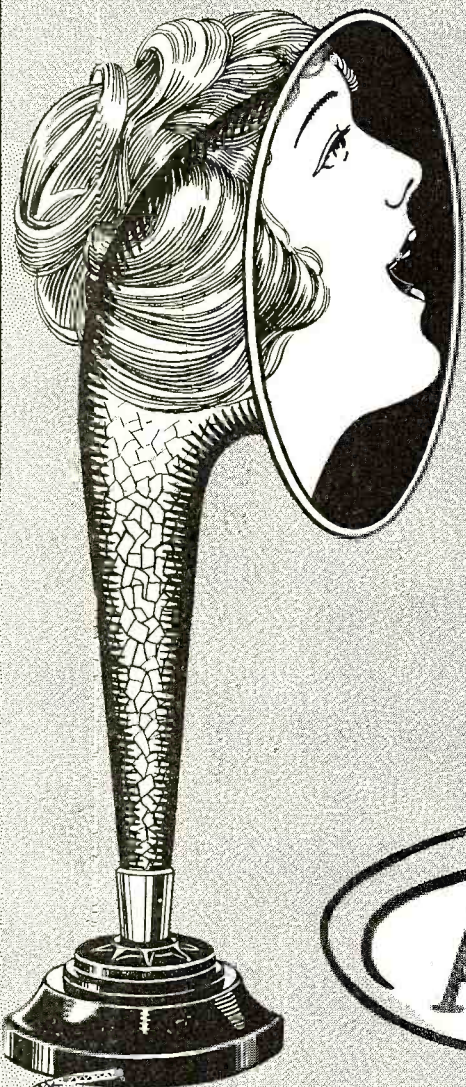
154 West Lake Street
Chicago, Illinois

30 Church Street
New York City, N. Y.

A. J. Cunningham Inc.

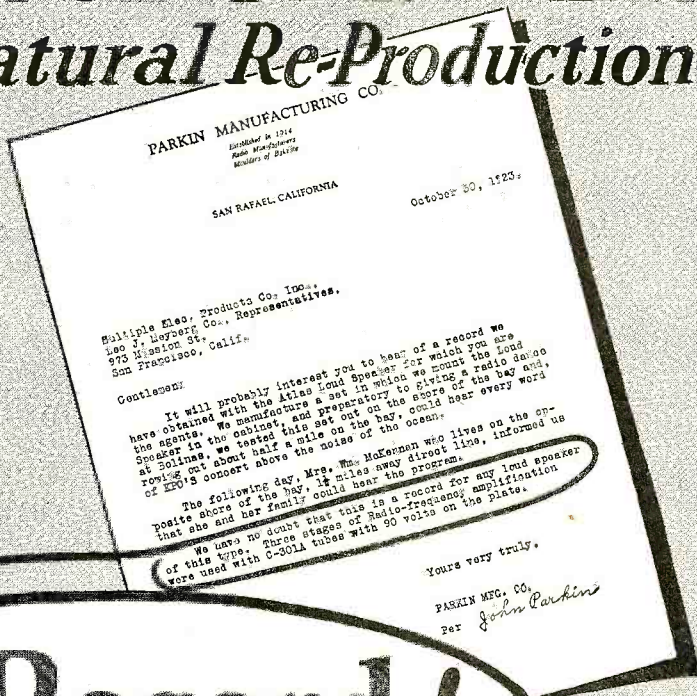
PATENT NOTICE

Cunningham tubes are covered by patents dated 11-7-05, 1-15-07, 2-18-08, and others issued and pending. Licensed for amateur, experimental and entertainment use in radio communication. Any other use will be an infringement.



TRADE MARK

Atlas LOUD SPEAKER Natural Re-Production



A Record!

Enthusiastic testimony straight from an impartial authority. Re-PRODUCTION is a fact. There is no difference between the *Atlas Re-PRODUCTION* and the actual music in the broadcasting studio. The delicate overtones which give music its roundness, resonance and timbre, are faithfully re-born through the modern magic of the patented "double diaphragm." This extremely responsive device is adjustable to the exact requirements of your set and individual receiving conditions.

Write for Illustrated Booklet F
Containing Suggestions for Better Reception
and List of Broadcasting Stations.

Letters from Users Requested.

Make Your Own Loud Speaker with THE **\$13.50**
ATLAS UNIT, with phonograph attachment
(Unit without attachment \$12.50)

Sole Canadian Distributors:
The Marconi Wireless Telegraph Company of Canada, Limited, Montreal, Canada.



Hear the Atlas
Loud Speaker

Ask your dealer for a demonstration. Submit it to any reasonable test. Get the proof NOW.

LIST PRICE COMPLETE

\$25

Multiple Electric Products Co. Inc.
ORANGE ST., RADIO DIVISION NEWARK, N. J.

RADIO NEWS

Published by EXPERIMENTER PUBLISHING COMPANY, INC.,
 Publishers of "Radio News," "Science and Invention" and "Practical Electrics."
 Publication Office: Jamaica, N. Y. Editorial and General Offices: 53 Park Place, N. Y. City
 H. GERNSBACK, President S. GERNSBACK, Treasurer R. W. DEMOTT, Secretary

VOL. 5 CONTENTS FOR JANUARY NO. 7

	Page		Page
Editorial	By H. Gernsback 865	With the Amateurs	888
Wired Radio Saves the Taxpayer Money. By Capt. H. W. Webbe	866	Please Be Quiet During the Tests	889
Shall We Have a Federal Radio Tax, By Raymond Francis Yates	867	A Balanced C. W. Circuit for Quick Wave- Length Changes..... By John L. Reinartz	890
Pioneer Pathfinders of Radio. By Jesse Marsten	868	A Remote Control Antenna Transfer-Switch, By Thomas W. Heine	891
Radio Programs from U. S. Are Re-Broadcast in Hawaii	869	A Well Designed Short-Wave Receiver, By James Wood, Jr.	892
The Radio Police Car... By Armstrong Perry	870	Some Suggestions on the Design and Construc- tion of Aerials	By L. W. Hatry 894
The New Arlington Tube Transmitter, By Charles Speaker	871	C.W. and Radiophone Transmitters, Part IV, By L. R. Felder	895
Some Suggestions for Radio Beginners, By Bernard Steinmetz	872	A Transmitter That Will Work With Plenty of Five-Watt Tubes, ... By L. W. Hatry	896
Energy Values in a Broadcasting System, By Jesse Marsten	873	High Power Radio Station Without Antenna Masts	By Dr. Alfred Gradenwitz 897
A Broadcasting Station De Luxe, By W. A. Kimball	874	The Overlooked Beverage Antenna. By Thomas Marshall	897
The Future of Radio Broadcasting, By Martin P. Rice	875	Eliminating Interference	By J. R. Balsley 898
Course in Radio to be Given from Station WBZ	876	A Practical Nentrodyne Receiver, By Allan T. Hanscom	899
The New York Radio Show	878	Notes on the Autoplex Receiver, By M. L. Muhleman	900
Secrecy in Radio	By Dr. Alfred Gradenwitz 878	Improved Loud Speaker Horn for Indoor Use, By A. W. Shraep	901
WTAM, A Battery-Operated Broadcasting Sta- tion	880	An Original Reflex Receiver, By Edwin S. Watkins	902
Broadcasting Station WRC, Washington, D. C.	881	Useful Hints to Radio Listeners	903
The Proof	By Allison Phelps 882	How to Make Your Own Grid Leaks, By Carter Fiske	904
Toll of the Sea	By Howard S. Pyle 883	Curves As An Aid to Tuning. By H. C. Deffenbaugh	905
The Station That Broke Through to the Arctic	884	Awards of the \$50 Radio Wrinkle Contest.....	906
The General Radio Research League	884	Radio News Laboratories	908
The German Radio Compass for Shipboard. By Dr. Albert Neuburger	885	Radio Trade News	909
Break-in Radio Relay Communication, By Lieut. Col. J. O. Mauborgne	886	Correspondence from Readers	910
Holland and Italy Have Direct Radio Service to United States	887	I Want to Know	911
		Book Review	918
		Index to Advertisers	856

General Advertising Dept., 53 Park Place, New York City. Western Advertising Representatives, Finucan & McClure, 720 Cass Street, Chicago, Ill. Kansas City Representative, Geo. F. Dillon, Republic Bldg., Kansas City Mo. Pacific Coast Advertising Representatives, A. J. Norris Hill Co., Hearst Bldg., San Francisco, Cal.

RADIO NEWS is published on the 10th of each preceding month. There are 12 numbers per year. Subscription price is \$2.50 a year in U. S. and possessions. Canada and foreign countries, \$3.00 a year. U. S. coin as well as U. S. Stamps accepted (no foreign coins or stamps). Single copies, 25 cents each. A sample copy will be sent gratis on request. Checks and money orders should be drawn to order of EXPERIMENTER PUBLISHING CO., INC.

All communications and contributions to this journal should be addressed to Editor, RADIO NEWS, 53 Park Place, New York, N. Y. Unaccepted contributions cannot be returned unless full postage has been included. All accepted contributions are paid for on publication. A special rate is paid for novel experiments; good photographs accompanying them are highly desirable.

RADIO NEWS. Monthly. Entered as second-class matter at the Post Office, at Jamaica, N. Y., under the act of March 3, 1879. Title registered U. S. Patent Office. Copyright, 1923, by E. P. Co., Inc., New York. The Experimenter Publishing Co., 53 Park Place, N. Y. The contents of this magazine are copyrighted and must not be reproduced without giving full credit to the publication.

RADIO NEWS is for sale at all newsstands in the United States and Canada; also at The International News Co., Ltd., Bream's Building, London E. C. 4, England, and at Brentano's 37 Avenue de l'Opera, Paris.

HOW TO SUBSCRIBE FOR RADIO NEWS. Send your name, address and remittance to Experimenter Publishing Co., 53 Park Place, New York. Mention the name of the magazine you are ordering. We also publish SCIENCE AND INVENTION and PRACTICAL ELECTRICS. Write early.

RATES AND TERMS. The subscription rate for RADIO NEWS is \$2.50 per year. (12 numbers). When remitting do so by check, money order, or registered letter if cash is enclosed. Avoid sending cash through the mail if possible. Subscriptions for less than one year are not accepted. Subscription may be made in combination with SCIENCE AND INVENTION or PRACTICAL ELECTRICS with considerable saving.

POSTAGE. We prepay postage in all parts of the United States, Mexico and island possessions. For foreign or Canadian subscriptions we require 50 cents in addition to the subscription price for additional postage charges.

CHANGE OF ADDRESS. Notify us as far in advance as possible. It requires several weeks to make an address change on our records. Always write clearly, giving your old address as well as your new.

ON EXPIRATION of your subscription we enclose a renewal blank in our last number to you; we stop our delivery to you on expiration.

COMMUNICATIONS to us should always bear your full name, address and when possible the number which appears on your wrapper every month.



“ Live in harmony with your age. Lao Tzu ”

To be in harmony with the present age, you must own a **GREBE**

BROADCAST RECEIVER
Doctor My.
GREBE RADIO

THE 20-foot silk-covered wire, supplied with this Receiver, is the only antenna required. This wire may be concealed behind the picture moulding or run along the baseboard in your library or living room.

The beautiful walnut cabinet has compartments for all necessary batteries.

Write for "Grebe Radio in the Well-Appointed Home"

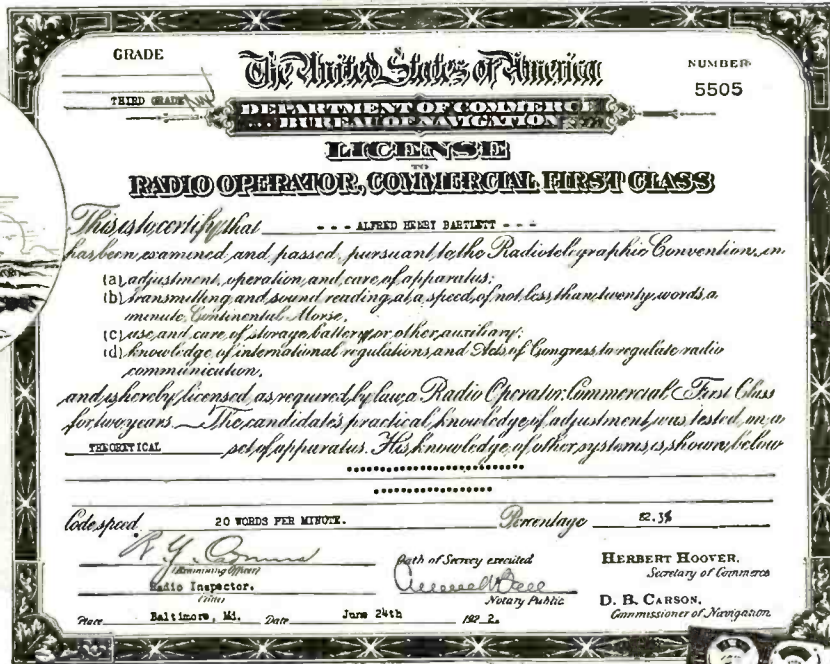
A. H. GREBE & COMPANY, Inc.
Richmond Hill, N.Y.
Western Branch, 451 East 3rd St., Los Angeles, Cal.

Licensed under Armstrong
U. S. Pat. No. 1,113,149

Type CR-12

Index to Advertisers

A	Page	Page	Page
Acme Apparatus Company	923	Duck Company, The Wm. B.	952
Adams-Morgan Company	979	Durkee-Thomas Products Co.	1000
Aetna Variable Condensers Co.	978	E	
Aitken Radio Company	962	Eagle Radio Company	930
Ajax Electric Specialty Co.	996	Eisemann Magneto Corp.	952
Alden Mfg. Company	962	Electrad, Inc.	916
Allen-Bradley Company	864-1028	Electrical Research Laboratories	943
Alter & Company, Harry	1005	Electric Service Supplies Co.	1016
American Art Mache Company	1007	Electric Specialty Company	956
American Hard Rubber Co.	985	Electric Storage Battery Co., The	931
American Radio Mfg. Co.	974	Electro Importing Co., Inside Back Cover	
American Specialty Company, The	989	Evans & Company, Victor J.	1021
American Transformer Co.	962	Everett Radio Company	1011
Andrae & Sons Company, Julius	920	Experimenters Information Service	939-1004
Andrea, Inc., F. A. D.	966	F	
Arlas Radio Company	1006	Fahnestock Electric Co.	922
Atwater Kent Mfg. Co.	953	Fansteel Products Company, Inc.	1009
Atwood Electric Company	1001	Ferbend Electric Company	1021
Automatic Electrical Devices Co., The	997	Fischer & Company, G. H.	1020
Autoyre Company, The	994	Ford Mica Company, Inc.	1010
Ayres Battery Corporation	1013	Formica Insulation Co., The	921
B		Framingham Company, The	992-995-996-1018
Bakelite Corporation	940	France Mfg. Company, The	992
Baldwin, Inc., Nathaniel	989	Freshman Company, Inc., Chas.	986-994-1020
Barawik Company, The	862-863	Frost, Inc., Herbert H.	937
Bates & Company	984	Furness Bermuda Line	1027
Benham, E. W.	998	G	
Blue Seal Mfg. Company	992	General Electric Company	1011
Bogue, B. N.	1027	General Instrument Company	982
Boice, W. & J.	997	General Radio Corporation	988
Box 233	928	Giffillan Bros., Inc.	919
Boyd's Radio Lists	918	Globe Electric Company	926
Brach Mfg. Company, L. S.	1016	Goldsmith Corporation, The	942
Brandes, Inc., C.	949	Goodell-Pratt Company	1027
Branston, Inc., Chas. A.	1012	Goodman, L. W.	1000
Bremer-Tully Mfg. Company	1002	Gould Storage Battery Company	968
Bristol Company, The	942	Great Lakes Radio Company	961
Brockway Laboratories Co.	968	Grebe & Company, Inc., A. H.	855
Brown Company, Thomas	1013	H	
Brownlie, Roland	976	H. & H. Radio Company	976
Burke Mfg. Company, The	1012	Hammarlund Mfg. Company	940
C		Hanes-Zener Company	970
California Trading Company	986	Harvard Radio Laboratories	988
Cannon & Miller Sales Corporation	1008	Hayden Radio & Research Co., A. C.	1012
Carter Radio Company	964-994	Hearst's International Magazine	934
Central Radio Laboratories	998	Heath Radio & Electric Mfg. Company	1001
Chaslyn Company, The	996	Hesslein, Wm.	980
Chemical Institute of New York, Inc.	969	Holtzer-Cabot Electric Company, The	1005
Cherington Mfg. Company	1007	Hommel & Company	972
Chicago Salvage Stock Store	941	Hygrade Electrical Novelty Company	932
Chicago Solder Company	1022	I	
Clapp-Eastham Company	948	Illinois Radio Company	998
Clearstone Radio Company, The	991	Industrial Radio Service	964
Cleveland Engineering Lab. Co., The	1000	International Correspondence Schools	922
Columbia Radio Corporation	994	J	
Como Apparatus Company	936	Jackson & Co., E. O.	1007
Connecticut Tel. and Electric Co.	1009	Jones, Howard B.	932
Consrad Company, Inc., The	1024-1025	K	
Continental Fibre Company, The	926	K Electric Company	928
Continental Radio & Electric Corp.	968	Kellogg Switchboard & Supply Company	913
Cook Electric Company	1018	Kennedy Company, The Colin B.	929
Copper Clad Steel Company	1006	Kensington Radio Supply Company	978
Coto-Coil Company	977	Keystone Products Company, The	934
Coyne Electrical School	1008	Kilbourne & Clark Mfg. Company	987
Crosley Mfg. Company	859	Killoch Company, David	986
Cunningham, Inc., E. T., Inside Front Cover		Kimley Electric Company, Inc.	920
Cutler-Hammer Mfg. Company, The	924-925-944	Klaus Radio & Electric Company	1016
Cut Rate Radio Company	974	Klosner Improved Apparatus Co.	986
D		L	
Dalton, Wittier, True Co.	1018	Lambert, Leon	986
Daniel, R. W.	938	Lancaster & Allwine	1021
Dayton Fan & Motor Company	945	Langbein & Kaufman	1008
Delta Electric Company	917	LeFax, Inc.	954
Diamond Electric Specialties Corp.	1009	Leich Electric Company	938
Diamond State Fibre Company	935	Mc	
Digraph Products Corp.	1012	McClimans Mfg. Co., F. E.	926
Dobbins, Ray	926	M	
Dodge's Institute	1010	M. & M. Company, The	984
Dodge Radio Shortkut	1009	M. P. M. Sales Company	986
Dongan Electric Mfg. Co.	1016	Magnavox Company, The	933
Dubilier Condenser & Radio Corp.	1013	Marko Storage Battery Company	966
E		Marshall-Gerken Company, The	946
Mc		Martin-Copeland Company	950, 964
Marvel Radio Specialty Company	1011	Marvel-Switch Company	992
Massachusetts Radio & Telegraph School	920	Mecky Company, The A.	978
Michigan Radio Corporation	980	Midwest Radio Company	971
Mitchell & Company, R.	974	Mitchell & Company, R.	974
Modell's	955	Modern Electric Mfg. Company, The	1010
Montgomery Ward & Company	950	Montrose Mfg. Company	1016
Moore Push-Pin Company	986	Morrison Laboratories, Inc.	996
Morrison Laboratories, Inc.	996	Moss-Schury Mfg. Company, Inc.	1005
Multiple Electric Products Co., Inc.	853	Mu-Rad Laboratories, Inc.	957
Murdoch Company, Wm. J.	1000-1012-1018	N	
N		Nassau Radio Company	970
National Airphone Corporation	860, 861	National Carbon Company	951
National Carbon Company	951	National Chelsea Radio Corporation	1007
National Radio Institute	857	National Radio Institute	857
Newman-Stern Company, The	1018	New York Coil Company, Inc.	932
New York Coil Company, Inc.	932	N. Y. Institute of Photography	1027
N. Y. Institute of Photography	1027	North Shore Radio Works	990
North Shore Radio Works	990	O	
O		O. & T. Electric Corporation	1002
O. & T. Electric Corporation	1002	Omnigraph Mfg. Company, The	982
Omnigraph Mfg. Company, The	982	O'Neil Mfg. Company	973
O'Neil Mfg. Company	973	Owen, Richard B.	1020
Owen, Richard B.	1020	Ozarka, Inc.	1008
Ozarka, Inc.	1008	Ozment, C. J.	1027
Ozment, C. J.	1027	P	
P		Pacent Electric Company, Inc.	1023
Pacent Electric Company, Inc.	1023	Panelyte Co., The	987
Panelyte Co., The	987	Paramount Electrical Supply Co.	994
Paramount Electrical Supply Co.	994	Parker, C. L.	1021
Parker, C. L.	1021	Pathé Phonograph & Radio Corporation	1019
Pathé Phonograph & Radio Corporation	1019	Personal Service Purchasing Bureau	966
Personal Service Purchasing Bureau	966	Pignolet Instrument Company, Inc.	990
Pignolet Instrument Company, Inc.	990	Pioneer Radio Corporation	1003
Pioneer Radio Corporation	1003	Porcell Company, Inc., George H.	1003
Porcell Company, Inc., George H.	1003	Precision Equipment Co., The	858
Precision Equipment Co., The	858	Press Company, The	988
Press Company, The	988	Press Guild, Inc., The	916
Press Guild, Inc., The	916	Primary Mfg. Co.	984
Primary Mfg. Co.	984	Pudlin Engineering Company, Inc., The	1018
Pudlin Engineering Company, Inc., The	1018	Pyramid Products Company	944
Pyramid Products Company	944	R	
R		Radial Company	956
Radial Company	956	Radioceiv Mfg. Company	1010
Radioceiv Mfg. Company	1010	Radio Corporation of America	Back Cover
Radio Corporation of America	Back Cover	Radio Equipment Company	976
Radio Equipment Company	976	Radiogem Corporation	995
Radiogem Corporation	995	Radio Guild, Inc., The	975, 981
Radio Guild, Inc., The	975, 981	Radio Industries Corporation	927
Radio Industries Corporation	927	Radio Institute of America	918
Radio Institute of America	918	Radio Mfg. Company, The	1010
Radio Mfg. Company, The	1010	Radio Products Mfg. Co.	956
Radio Products Mfg. Co.	956	Radio Research Laboratories	1006
Radio Research Laboratories	1006	Radio Specialty Company	965
Radio Specialty Company	965	Radio Stores Corporation	959
Radio Stores Corporation	959	Radio Tube Exchange	993
Radio Tube Exchange	993	Radio Units Inc.	983
Radio Units Inc.	983	Randel Wireless Co.	1015
Randel Wireless Co.	1015	Randolph & Company	1021
Randolph & Company	1021	Rauland Mfg. Company	928
Rauland Mfg. Company	928	Reliable Parts Mfg. Company, The	1006
Reliable Parts Mfg. Company, The	1006	Reliance Sales Corporation	1000
Reliance Sales Corporation	1000	Reliance Die & Stamping Co.	990
Reliance Die & Stamping Co.	990	Remler Radio Mfg. Company	936
Remler Radio Mfg. Company	936	Rex Radio Supply House	964
Rex Radio Supply House	964	Rhamstine, J. Thos.	956
Rhamstine, J. Thos.	956	Riggs Mfg. Company, The	988
Riggs Mfg. Company, The	988	Rivero & Company	1006
Rivero & Company	1006	Rogers Radio Company	994
Rogers Radio Company	994	Rosendal & Company	974
Rosendal & Company	974	Rose Radio Supply	968
Rose Radio Supply	968	Rose Tire Corp.	1027
Rose Tire Corp.	1027	Rusonite Products Corporation	922
Rusonite Products Corporation	922	S	
S		Sadler Mfg. Company	954
Sadler Mfg. Company	954	Samson Electric Company	934
Samson Electric Company	934	Sahara Dry Battery Corp.	1015
Sahara Dry Battery Corp.	1015	Saturn Mfg. & Sales Co., The	998
Saturn Mfg. & Sales Co., The	998	Schindler, Charles	990
Schindler, Charles	990	Scientific Electric Works, The	982
Scientific Electric Works, The	982	Service Battery Company	996
Service Battery Company	996	Service Radio Company	980
Service Radio Company	980	Shinn Mfg. Company, W. C.	997
Shinn Mfg. Company, W. C.	997	Shipman-Ward Mfg. Company	1000
Shipman-Ward Mfg. Company	1000	Sidbenel Radio Equipment Mfg. Company	960
Sidbenel Radio Equipment Mfg. Company	960	Signal Electric Mfg. Company	915
Signal Electric Mfg. Company	915	Southern Radio Corp. of Texas, The	972
Southern Radio Corp. of Texas, The	972	Southern Toy Company	918
Southern Toy Company	918	Specialty Service Company	992
Specialty Service Company	992	Springfield Wire & Tinsel Company	952
Springfield Wire & Tinsel Company	952	Star Mfg. Company	962
Star Mfg. Company	962	Steinnetz Wireless Mfg. Company	1003
Steinnetz Wireless Mfg. Company	1003	Sterling Mfg. Company, The	960
Sterling Mfg. Company, The	960	Stevens & Company	946
Stevens & Company	946	Stramcy Products	998
Stramcy Products	998	Stromberg Carlson Telephone Mfg. Co.	1008
Stromberg Carlson Telephone Mfg. Co.	1008	Sypher Mfg. Company	1020
Sypher Mfg. Company	1020	T	
T		Telephone Maintenance Company	976
Telephone Maintenance Company	976	Tresco	984
Tresco	984	Triangle Electro Trading Co., Inc.	914
Triangle Electro Trading Co., Inc.	914	Trimm Radio Mfg. Company	922
Trimm Radio Mfg. Company	922	Trinity Radio Corporation	978
Trinity Radio Corporation	978	Tri State Radio Sales Co.	1016
Tri State Radio Sales Co.	1016	Tuska Company, The C. D.	919
Tuska Company, The C. D.	919	Twitchell, S. A.	988
Twitchell, S. A.	988	U	
U		U. S. Mfg. & Dist. Company	1002
U. S. Mfg. & Dist. Company	1002	U. S. Tool Company, Inc.	988
U. S. Tool Company, Inc.	988	United Electric Stores Company	996
United Electric Stores Company	996	United Mfg. & Distributing Company	1017
United Mfg. & Distributing Company	1017	Unity Mfg. Company	991
Unity Mfg. Company	991	V	
V		V-De-Co Radio Mfg. Company	1002
V-De-Co Radio Mfg. Company	1002	Valley Electric Company	1010
Valley Electric Company	1010	Veritas, M.	992
Veritas, M.	992	Vesco Radio Shop	995
Vesco Radio Shop	995	W	
W </			



Get This First Class Radio License You Can Earn Big Money With It

THE best paid positions in Radio go to the men who hold the Government's Commercial License. The radio men on every ship, in every land commercial station, in every broadcasting station, must have one of these licenses. Every radio inspector must pass the first-class license examinations. Engineers, mechanics, installation and maintenance experts must all of them own a Government First-Class Commercial License in order to operate a transmitting station. It is every radio man's ambition to get a license, not only because it is the highest mark of honor he can get but because it also opens to him all the wonderful opportunities in this great profession.

Edward L. Powell, expert radio aide at the Washington Navy Yard gets \$2600 a year. George Staffa is making \$125 a month with all expenses paid. Read in the panel of the fine salaries paid in all the wonderful positions open to you as soon as you get the Government First-Class License.

Win Your First Class Government License This New Easy Way

The National Radio Institute, America's first and largest Radio School, has devised a remarkable new method that makes it easy for you to win your license. No previous experience in electricity or radio is necessary. Lessons, so fascinating they read like an interesting romance, take you step by step through the whole wonderful science of radio. Spare time study at home prepares you in an amazingly short time to pass the government examinations, so you can get one of the fine jobs waiting in this great field.

Prominent radio experts give you personal instruction and advice. They grade your papers, answer your questions, give you every help you want so you can qualify quickly. The diploma we give you upon completion of the course, counts for 5 to 10 credits on all government license examinations.

The most important requirements for a commercial license is a knowledge of the Radio Code. One of the most extraordinary features of the Institute's

National Radio Institute, Dept. 13-A Washington, D. C.

Send me your free book, "How to Learn Radio at Home," with full particulars about the opportunities in radio, and how you will quickly train me in my spare time at home to win a Government First-Class Commercial License. Also tell me how your free Employment Service will help me to a position.

Name Age
Street
City State

comprehensive course is the four patented instruments, invented and owned by the National Radio Institute, give you the practical training in radio operation, installation, maintenance and repair which you must have to become an expert.

Four Radio Instruments Free

Among these instruments is the wonderful Natrometer, said by experts to be the most perfect device ever invented to teach the Radio Code. With this amazing machine you quickly learn how to send and receive code with all the speed, the accuracy and precision of a trained expert operator. No extra equipment is necessary. Simply connect a dry cell, adjust the head-phones, wind the motor, and for twenty minutes you can listen to a reproduction of the code-work of two of the most expert trans-Atlantic operators.

Interesting Book on Radio Free

Get into this fascinating profession now. The field is wide open; thousands of positions are open. Find out at once your opportunities in radio. Send for the interesting free book, "How to Learn Radio at Home," which gives complete details of the plan by which the National Radio Institute qualifies you quickly in your spare time at home for a Government Commercial License. If you are sincerely ambitious to win success and wealth in radio, send the coupon, or a post-card, now.



\$300 a Month and All Expenses
Your course was worth \$5,000 to me, but I wouldn't take ten times that for the value I've gained from it. I signed up with a company for \$300 a month and expenses paid. I owe this to your course.
E. W., Peculiar, Mo.

Tripled His Salary

Thanks to your course and the help it gave me, I have had another boost in pay. This is the third one in less than a year. Today I am getting three times as much as I got before I began your course.

M. W., Chicago Heights, Ill.

Easy to Get a Good Job

Only a short letter to let you know I am on shipboard waiting to sail. Tell your students that a man with a license has no trouble finding a good position, and believe me a job like this is worth studying for.
L. M.

Prepares for All Radio Jobs

It will interest you to know that since completing your course I was 1st operator on S. S. Lake Giltedge. Last summer I had charge of Broadcasting Station WIAI, and in December connected with the Colin B. Kennedy Radio Corp., as sales correspondent, handling all technical inquiries, which I enjoy immensely. All due to N. R. I.
W. W.,
St. Louis, Mo.

Pick Out the Job You Want We Will Help You Get It

This is a brief list of the positions in the Radio field today, and the salaries paid:

- Broadcasting Station Operator—\$125 to \$250 a month.
- Commercial Land Station Operator—\$150 a month and up.
- First-class Ship Operator—\$105 a month in addition to all expenses paid.
- Radio Engineer—up to \$10,000 a year.
- Radio Inspector—\$1800 to \$4500 a year.
- Radio Salesman—\$2000 to \$10,000 a year.
- Radio Mechanic—\$1500 to \$4000 a year.
- Radio Instructor—\$150 to \$250 a month.
- Radio Draftsman—\$7 to \$15 per day.
- Radio Executive—up to \$15,000 a year.

**NATIONAL RADIO INSTITUTE
Dept. 13-A Washington, D. C.**



Make Him Smile On Christmas Morn

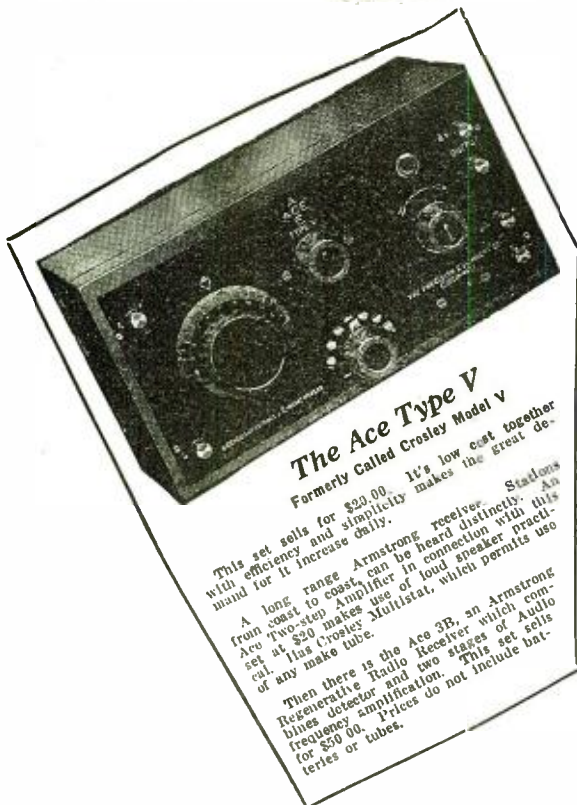

Make him happy—give him a real gift that will be enjoyed by both young and old—give him an Ace Radio Set.

The Ace Type 3C Console shown in the lower left corner is a comparatively new addition to the Ace Family. It has beautiful solid mahogany, wax finished cabinet and greatly adds to the appearance of the finest home.

This set consists of a regenerative tuner, detector and two stages of amplification, with built in loud speaker. The tuning circuit is licensed under the Armstrong U. S. Patent No. 1,113,149 and due to the particular method of winding Crosley coils it is exceptionally selective. Has sufficient room inside cabinet for dry batteries, making a complete self-contained long range receiving outfit. Has phone jack for tuning with head phones. Crosley multistat; filament switch; Crosley moulded condenser, beautifully engraved formica panel. Uses all kinds of tubes. Price \$125.00, with stand \$150.00. Prices do not include batteries or tubes.

Let an Ace Radio Set bring happiness to someone on Christmas morning.

If your dealer cannot supply you order direct, mentioning his name.



THE PRECISION EQUIPMENT CO.

POWEL CROSLY Jr., Pres.

122 VANDALIA AVENUE

CINCINNATI, OHIO

The TOWN CRIER of TODAY



IN the quaint old villages and towns of long ago, when each community was a world unto itself, the Town Crier played an important part in the affairs of the day. With clanging bell and stentorian voice, he broadcast the news, perhaps weeks old, that occasionally drifted in from outside places.

Today news from all parts is immediately available right at your fireside. No matter how isolated your abode, Radio binds you to civilization. By a turn of the dial, the happenings, entertainments and amusements of the world are yours to command.

The Crosley Manufacturing Co. has done much towards bringing this new wonder within the reach of all and has made Radio a living, tangible thing—something to use in daily life, in business or pleasure.

Popularly priced, these famous receivers give perfect performance. Unsolicited letters are received daily from owners telling of satisfaction and new distance records.

Everyday tests prove to us that Crosley instruments are the most simple and efficient Radio receivers ever offered to the public, regardless of cost.

For Sale By Good Dealers Everywhere

Write for complete catalog. This fully describes the Crosley line of Radio parts and receivers which range in price from a 2 tube set at \$30 to the new, beautiful Model XI, at \$140.



CROSLEY
Better - Cost Less
Radio Products

The Broadcasting Station WLW is maintained by the Crosley Manufacturing Co.

Crosley Manufacturing Co.

Powel Crosley Jr. President


122 Alfred Street

Cincinnati, O.

CROSLEY

Model X-J

\$65



Crosley Model X-J \$65

A 4 tube radio frequency set combining one stage of Tuned Radio Frequency Amplification, a Detector, and two stages of Audio Frequency Amplification. A jack to plug in on three tubes for head phones, the four tubes being otherwise connected to loud speaker, new Crosley Multistat, universal rheostats for all makes of tubes for dry cells or storage batteries, new condenser with molded plates, filament switch and other refinements add to its performance and beauty.

Nowhere can a better receiver be purchased at any price.

Cost of necessary accessories from \$40.00 up. List prices on our equipment west of the Rockies 10% higher. In Canada add duty.

Mail This Coupon Today

Crosley Manufacturing Co.,
122 Alfred St., Cincinnati, Ohio.

Gentlemen: Please mail me free of charge your complete catalog of Crosley instruments and parts together with booklet entitled "The Simplicity of Radio."

Name

Address

The Proof of the Pudding!

900 MILES

Gentlemen: I have one of your Monodyne Tube Sets Model GT-1. I think it a wonderful set. Have heard about 900 miles during the last few days but expect to get much farther when the weather will permit. I would like to put this set in stock, so I am writing for territory and dealer's discounts. Hoping to hear from you, I beg to remain

Leslie M. Wallace,
Holstein, Iowa.

"ALL VERY CLEAR"

Last night I got WGY, WDAP, WLW, WCX, WJZ and WIAS. On the night previous I got WIAZ of Troy, N. Y., and WOS of Jefferson City, Mo., as well as WDAF, Kansas City Star, all very clear although not loud. One evening last week I got WEAF of your city. My longest distance so far is WSB of Atlanta, so am satisfied with the receiving range of the set. And believe that with even one stage of amplification could double the range without trouble.

H. H. Martin,
1815 Denune Avenue,
Columbus, O.

UNDER OATH

ATLANTA, GEORGIA, Fulton County. Personally appeared before me Mr. R. D. LeRoy, who on oath and by original of the above shown, declared this to be an exact copy of an unsolicited testimonial presented to the Electric Shop, by Mr. D. H. McCalla. Sworn to and subscribed to before me this 25th day of September, 1923.

(Signed) W. W. Magell,
Notary Public of Georgia.

The list of stations heard by Mr. McCalla include KDKA, Pittsburgh, Pa.; KFKZ, Minneapolis, Minn.; KYW, Chicago, Ill.; WDAF, Kansas City, Mo.; WDAP, Chicago, Ill.; WJAK, Stockdale, Ohio; WLW, Cincinnati, Ohio; WMC, Memphis, Tenn.; WOAR, Philadelphia, Pa.; WOC, Davenport, Ia.; WOS, Jefferson City, Mo.; WOR, Newark, N. J.; WOO, Philadelphia, Pa.; WEAF, New York, N. Y.; WJAX, Cleveland, Ohio; WOAW, Cleveland, Ohio; WSAL, Cincinnati, Ohio; WJAZ, Chicago, Ill.; WNAV, Knoxville, Tenn.; WFL, Philadelphia, Pa.; WGR, Buffalo, N. Y.; WGY, Schenectady, N. Y.; WIP, Philadelphia, Pa.

Yours truly, (Signed) D. H. McCalla.

1000 MILES

Gentlemen:— Having purchased your Monodyne set I was more than pleased over the results obtained from it. I think it is one of the best one-tube sets on the market today.

I have heard the following long distance stations—WDAF Kansas City, WDAP Chicago, WSB Atlanta, WOO Philadelphia, WGY Schenectady, WOC Davenport, and a Canadian station whose call letter I could not obtain.

Using hook-up No. 4 gives very selective tuning and volume. Your set cannot be praised too highly.

William Brown,
65 East 117th St., N. Y. C.

"LOUD AND CLEAR"

Dear Sirs:— The National Monodyne is all which you claim it to be. Up to date I have received the following stations loud and clear: WSAR, Fall River; WTAB, Fall River; WMAF, South Dartmouth; WNAC, Boston; WBZ, Springfield; WGY, Schenectady; WJAR, Providence; WEAN, Troy; WEAF, New York; WJZ, New York; WJY, New York; KDKA, E. Pittsburgh; WDAP, Chicago; and another 300-meter whose call letters I couldn't get.

William H. Burns,
19 Buckley St.,
Fall River, Mass.

"A LITTLE WONDER"

Dear Sirs: I have received as a present a National Monodyne Tube Set. The following is a list of stations which I have received with this set so far: WJZ, WRW, WOR, WEAF, KDKA, WBZ, WGY, WHAZ, WOE, WDAP, WOO, WIP, WGL.

These stations were heard in New York, also in a place thirteen miles from Albany. I think this set is a little wonder.

Rosario De Bello,
538 West 179th St.,
New York.

"A WONDER"

Gentlemen— Received your Monodyne set in perfect condition, and I must say that it is a wonder. Tuned in on KHI, The Times, Los Angeles. Static was absent in the reception. The program was clear as a bell. I am using a C-299 tube.

Louis Jones,
543 First Ave.,
Yuma, Ariz.

"REMARKABLE RESULTS"

Dear Sirs:—Being an amateur of the first order, I was rather surprised with the remarkable results obtained last evening on your Monodyne. Local music came in clear and loud and the fight returns were perfect. Later in the evening fairly good results were obtained from Chicago, Schenectady and the Hotel Adelphia in Philadelphia. Undoubtedly after I am more familiar with the set even better results are in view.

R. H. Cherry,
30 Church St., New York City.

TRULY AMAZING

Gentlemen:— We live in a wooded part of the tide-water section of Virginia. When the Monodyne arrived, with the help of a little plantation dandy we erected our aerial, running it from the top of an iron frame wind mill to a corner of the porch.

We confess that we were a little skeptical about it, as it was during an excessively hot spell in the early part of August—a condition which we understood to be very unfavorable to radio reception—that the set arrived. The results, however, were truly amazing. We heard Chicago, Atlanta, Schenectady, Cleveland, and other stations—over distances ranging from 500 to 850 miles—and every station came in loud and clear.

We think that you will be pleased to know of the really wonderful work your little set is doing down here.

Mrs. Henry Williams,
Sherwood, Gloucester County, Virginia.

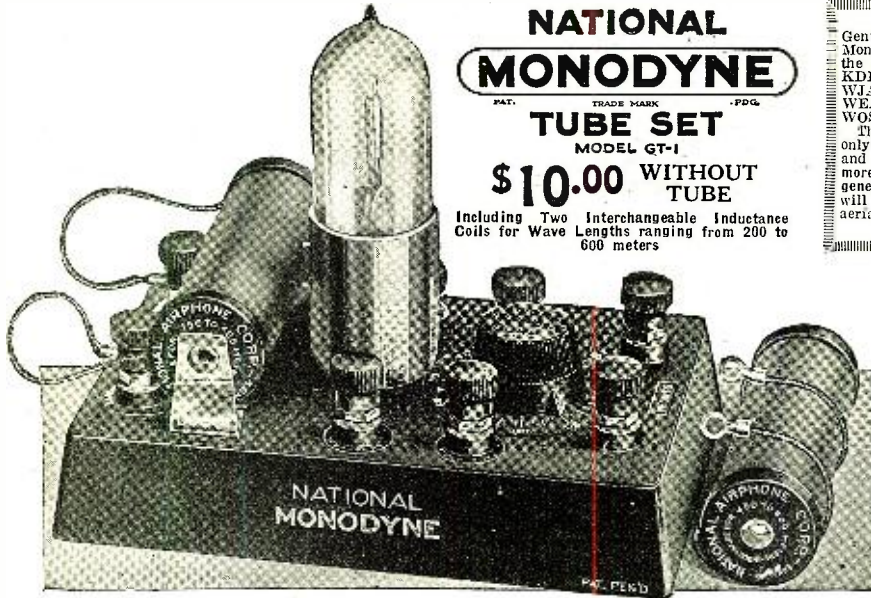
NATIONAL MONODYNE

PAT. TRADE MARK P.D.G.

TUBE SET MODEL GT-1

\$10.00 WITHOUT TUBE

Including Two Interchangeable Inductance Coils for Wave Lengths ranging from 200 to 600 meters



The MONODYNE Circuit is one of the most radical advances in radio engineering since the advent of the Armstrong Circuit.

Parts heretofore considered essential are omitted and one simple tuning control gives a selectivity equal, if not superior, to that of sets costing hundreds of dollars. A child can operate it.

No more hunting for stations. You know in advance at what point of the scale your favorite station is located—only the highest price sets accomplish this.

1000 MILES

Gentlemen:—The first eve I had the set in operation (Sept. 14) we received the fight returns from WMC, Memphis—about 300 miles also from WWJ, Detroit, about 225 miles. That eve we also heard WOAW, Omaha, 525 miles and WJAZ, Chicago, 200 miles. Our total list follows: WOAW Omaha, 525 miles; WMC, Memphis, 300 miles; KAD, St. Louis, 225 miles; WJAZ, Chicago, 200 miles; WWJ, Detroit, 225 miles; WOC, Davenport, 300 miles; WOS, Jefferson City, 250 miles; KLZ, Denver, 1000 miles; WOO, Philadelphia, 550 miles; WDM, Washington, D. C., 400 miles.

Dealers here in Indianapolis tried to tell me that it is impossible to get a complete set for \$10 that will work, but I'm here to tell them they are mistaken.

I wish to call your attention to the editorial in October Radio News, or rather, the last part of it. I think that the National Monodyne is the answer. Another National Booster,

G. Perlee Smith,
847 Eastern Ave., Indianapolis, Ind.

"WONDERFUL"

Gentlemen—A friend of mine just purchased one of your Monodynes, and I tell you it is wonderful. He has received WGY, Schenectady, N. Y., WOC, Davenport, Iowa, J. O. Noble, 3703½ W. Madison St., Louisville, Ky.

USES NO AERIAL

Dear Sirs:—The other day I bought one of your sets in Chicago. Perhaps you will be interested to know, that I put the set in operation tonight by using a "Ducon" plugged in a socket in the wall, on the sixth floor and heard the announcers at Davenport, Iowa, and Chicago also singing at latter place very distinctly, but not a speaker at former place clear enough to understand the talk.

Then tried with a seventy-five foot wire thrown out the window and heard Minneapolis, the announcer distinctly but not the singing and talking. Lot of static. Omaha very plainly.

Clarence J. Berlew,
2687 Briggs Ave.,
New York City, Bronx.

Dealers, Jobbers and Distributors—Send for Samples and Prices

SEND NO MONEY

National Airphone Corporation, R. N. 1
18 Hudson Street, New York City, N. Y.

Gentlemen:

Please send me prepaid One (1) NATIONAL MONODYNE tube set, Model GT-1, for which I will pay the postman \$10.00.

NAME

STREET AND NO.

CITY STATE



ANNOUNCING NEW

NATIONAL MONODYNE AMPLIFIER

Specially Designed for

AMPLIFICATION of

MUSIC and VOICE

\$850

Without
Tube



One or More Stages
Will Operate
a Loud Speaker

Worthy Companion of the
National Monodyne
"The Set that Revolutionized
Radio"

Exceptional Power. Freedom from Distortion and Howling

The NATIONAL MONODYNE AMPLIFIER is as radically different from all other Amplifiers as the Monodyne is from all other Radio Receivers. Entirely new Audio Frequency Transformer amplifies without distortion. Amplifier is compact and rugged. Construction of same size and style as the National Monodyne tube set.

The NATIONAL MONODYNE AMPLIFIER, while especially designed to match the MONODYNE receiver, can be used with any other radio outfit whose intensity it is desired to amplify. The NATIONAL MONODYNE AMPLIFIER will work with any standard tube on the market, although WD12 and UV199 Dry Battery tubes are recommended.

Dealers, Jobbers and Distributors—Send for Samples and Prices

IF YOUR DEALER CANNOT SUPPLY YOU MAIL THIS COUPON DIRECT TO US

NATIONAL AIRPHONE CORPORATION

18 HUDSON ST.

NEW YORK

-----SEND NO MONEY-----

NATIONAL AIRPHONE CORPORATION,
18 Hudson Street, New York City, N. Y.

R.N. 1

Please send me prepaid one National Monodyne Amplifier Model GT2
for which I will pay the postman upon delivery \$8.50.

NAME

STREET


CITY STATE

BUILD YOUR SET BETTER--AT LOWER COST


SUPER 180° VARIOCOUPLER
 C521 Each\$9c
 A wonderful value, Produces excellent results. Green silk windings on black fibre tubes. Rigid mounting support for table or panel mounting. Primary tapped for fine tuning. ¼ inch shaft. Range 200 to 600 meters.




SUPERIOR VARIOCOUPLER
 C523 Each\$3.15
 A handsome instrument of superior design and construction. Stator tube and rotor ball of moulded red brown bakelite. Large size green silk windings insure highest efficiency. Table or panel mounting. ¼ inch shaft. Superior results in circuits for 180 to 650 meters. Tapped primary for finest tuning. Noiseless contacts.



C526 Special single circuit type.....\$3.60
SUPER MOULDED VARIOMETER
 C412 Each\$2.60
 Polished black moulded rotor and stator forms. Maximum inductance with greatest efficiency and minimum distributed capacity. A high grade instrument that will get the best results.



EXCEL MOULDED VARIOMETER
 C524 Each.....\$3.68
 A wonderful value at our price. Properly designed and constructed. Polished black bakelite rotor and stator forms. Large size. Green silk wire insures greatest efficiency. ¼ inch shaft. Noiseless digital connection. Table or panel mounting.



SUPERIOR VARIOMETER
 C525 Each\$4.45
 Forms moulded of red brown bakelite. A neat and handsome instrument. Green silk windings calculated for highest efficiency. ¼ inch shaft. Noiseless digital connections. Table or panel mounting. Produces superior results in any type circuit 180 to 650 meters.



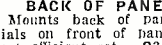
RADIO INDUCTANCE COILS
 Carefully made—fine looking coils. Highest efficiency. Low distributed capacity effect, low resistance—high self inductance. Very firm impregnation. Range given is in meters when used with .001 variable condenser. Mounted coils have standard plug mountings. Art No. Art Price

Turns	Range	No. Mntd.	Art No.	Art Price
25	120-250	C301	\$3.09	C320 \$0.80
35	175-450	C302	.42	C322 .94
50	250-720	C303	.49	C323 1.00
75	300-914	C304	.54	C324 1.06
100	500-1450	C305	.58	C325 1.11
150	600-2000	C306	.63	C326 1.15
200	900-2500	C307	.72	C327 1.24
250	1200-3500	C308	.78	C328 1.33
300	1500-4500	C309	.82	C329 1.34
400	2000-5000	C310	.97	C330 1.55
500	2800-6100	C311	1.12	C331 1.60
600	4000-10000	C312	1.27	C332 1.75
750	5000-12000	C313	1.43	C333 1.90
1000	7900-15000	C314	1.70	C334 2.25
1250	9750-19500	C315	1.92	C335 2.40
1500	11500-24500	C316	2.18	C336 2.55


INDUCTANCE COIL MOUNTINGS
 C340—3 Coil.....\$3.40
 C341—2 Coil.....39c
 Ea.2.75
 Sturdy, rigid durable construction. Made of polished black bakelite.




BACK OF PANEL MOUNTING
 Mounts back of panel, with knobs or dials on front of panel. Helps make a neat efficient set. C347—Each \$4.45.



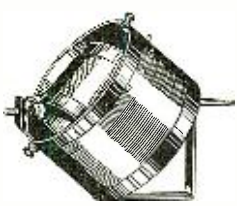
COIL MOUNTING PLUGS
 Made of genuine bakelite.
 C344 Plug for mounting "honeycomb" inductance coils39c
 C345 Stationary plug to fasten mounted coil stationary to panel42c
 C346 Movable plug to fasten mounted coil to panel so it can be rotated.....89c
 C343 Fibre strip to hold coils for mounting. Two foot piece.....15c



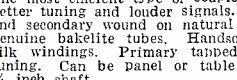
SPIDER WEB COILS
 C290—25 turn 39c C292—50 turn 47c
 C291—35 turn 42c C293—75 turn 54c
 C294—100 turn. Each68c
 A new popular type of inductance of highest efficiency. Lowest distributed capacity and lowest high frequency resistance. Firm green silk windings with fibre mounting strips.



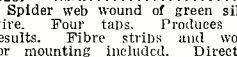
OUR SPECIAL VARIOMETER AND VARIOCOUPLER
 Build into your set reliable instruments. You can depend on this variometer and variocoupler to give you the best results in any circuit working from 180 to 650 meters. In design and construction they are the best. Only the highest grade materials are used. The prices quoted save you 30 to 40 per cent. Why pay more?



C418 Variocoupler. Each\$2.45
 The most efficient type of coupler, insures better tuning and louder signals. Primary and secondary wound on natural uncolored genuine bakelite tubes. Handsome green silk windings. Primary tapped for fine tuning. Can be panel or table mounted. ¼ inch shaft.



ULTRA AUDION COIL
 C297 Each85c
 Spider web wound of green silk covered wire. Four taps. Produces wonderful results. Fibre strips and wooden rod for mounting included. Directions furnished.

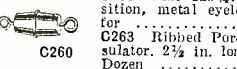


STRANDED ANTENNA WIRE
 Cabled of fine copper strands. Very flexible. High tensile strength. Best for aeri-als. C248—100 ft. coil 58c. C249—500ft. coil \$2.75

MAGNET WIRE
 Insulated copper wire. Best quality even drawn wire, one piece to a spool. Prices quoted are for 5 oz. spools unless otherwise stated.

Double Cotton Covered		Enameled Insulation		Green Silk Covered	
Number C990	Gauge Price	Number C992	Gauge Price	Number C991	Gauge Price
18	43c	20	39c	20	\$0.78
20	55c	22	50c	22	.95
22	70c	24	55c	24	1.10
24	80c	26	60c	26	1.38
26	90c	30	65c	30 (4 oz.)	1.25
28	\$1.05	32	70c	32 (4 oz.)	1.65
30	1.45	36	90c	36 (4 oz.)	2.20

ANTENNA INSULATORS
 C260 Size 1x3¼. Composition, metal eyelets. Two for.....17c
 C263 Ribbed Porcelain Insulator. 2½ in. long. Ea. 6c Dozen.....55c



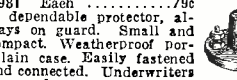
LEAD-IN INSULATORS
 C270 For 4 inch walls or less.....42c
 C271 For 9 inch walls or less.....69c
 The only practical lead in insulator for aerial wires. Small, neat, effective, durable. Fits ¼ inch hole. Securely locked by two adjustable nuts.



OUTDOOR LIGHTNING ARRESTER
 C980. Price\$1.55
 Protect your instruments with this lightning arrester. Weatherproof porcelain case. Air gap type. Permanent. Durable. Underwriters approved.




HIGH-GRADE LIGHTNING ARRESTER
 C981 Each79c
 A dependable protector, always on guard. Small and compact. Weatherproof porcelain case. Easily fastened and connected. Underwriters approved.



BINDING POSTS
 Brass, polished nickel finish. Washer and 6-32 in. screw extending ¾ in.
 C370 Large size—barrel and knob ¾" long. Dozen.....85c
 C370-2-C372 Smaller size.....70c
 C374 Large size with composition knob. Dozen.....45c
 C376 Large size with hole for phone tip or wire. Dozen.....80c
 C378 Small size with hole for phone tip or wire. Dozen.....35c

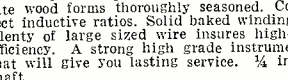


PANEL MOUNTING VARIABLE CONDENSERS
 These are especially high grade condensers and we guarantee them to be mechanically and electrically perfect. Fins polished and plates of heavy bakelite. Shafts ¼ inch diameter. Sturdy, heavy aluminum alloy plates perfectly spaced to insure smooth, even, reliable capacity. Our low prices save you money. These condensers are of the very best make and are not to be compared with many inferior, cheap condensers offered. We guarantee them to please you or your money back. The vernier style has one separate controlled plate which permits of the finest tuning.

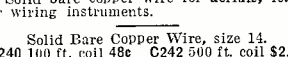


REGULAR STYLE		VERNIER STYLE	
C815—3 plate58c	Including Dial and Knobs	
C816—5 plate97c	C825—14 plate .0025 mfd.\$2.45
C814—11 plate .00025 mfd.\$1.28	C824—26 plate .0005 mfd.2.75
C813—21 plate .0005 mfd.1.35	C826—46 plate .001 mfd.3.13
C812—43 plate .001 mfd.1.58		

C410 Variometer. Each\$2.10
 Perfect in design and construction. Accurate wood forms thoroughly seasoned. Correct inductive ratios. Solid baked windings. Plenty of large sized wire insures highest efficiency. A strong high grade instrument that will give you lasting service. ¼ inch shaft.



SOLID BARE COPPER WIRE
 Solid bare copper wire for aeri-als, leads or wiring instruments.
 Solid Bare Copper Wire, size 14. C240 100 ft. coil 48c C242 500 ft. coil \$2.25
 Solid Bare Copper Wire, size 12. C244 100 ft. coil 67c C245 500 ft. coil \$3.05



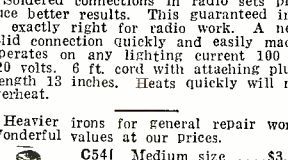
REINARTZ INDUCTANCE
 C296 Each\$1.15
 Made of green silk covered wire, spider-web wound to produce greatest efficiency and lowest losses. 21 taps so arranged that crossing is avoided. Two fibre strips and wooden rod furnished permit various styles of mounting. With this coil a high grade set can be built at a low cost. Directions included



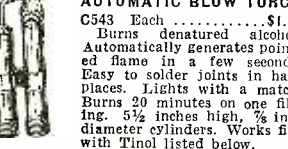
RADIO SOLDERING IRON
 C540.....\$1.50
 Soldered connections in radio sets produce better results. This guaranteed iron is exactly right for radio work. A neat solid connection quickly and easily made. Operates on any lighting current 100 to 120 volts. 12 ft. cord with attaching plug. Length 13 inches. Heats quickly will not overheat.



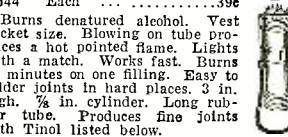
HEAVIER IRONS FOR GENERAL REPAIR WORK.
 Values at our prices.
 C541 Medium size\$3.48
 C542 Larger size4.25



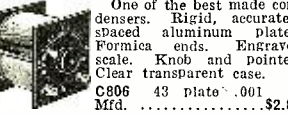
AUTOMATIC BLOW TORCH
 C543 Each\$1.19
 Burns denatured alcohol. Automatically generates pointed flame in a few seconds. Easy to solder joints in hard places. Lights with a match. Burns 20 minutes on one filling. 5½ inches high, ¾ inch diameter cylinders. Works fine with Timol listed below.




SUPER BLOW TORCH
 C544 Each39c
 Burns denatured alcohol. Vest pocket size. Blowing on tube produces a hot pointed flame. Lights with a match. Works fast. Burns 10 minutes on one filling. Easy to solder joints in hard places. 3 in. high, ½ in. cylinder. Long rubber tube. Produces fine joints with Timol listed below.



ENCLOSED VARIABLE CONDENSERS
 One of the best made condensers. Rigid, accurately spaced aluminum plates. Formica ends. Engraved scale. Knob and pointer. Clear transparent case.
 C806 43 plate .001 mfd.\$2.80
 C808 21 plate .0005 mfd.\$2.45



NEUTRODYNE TRANSFORMERS
 C571 Per set of three.....\$4.95
 An air core transformer for use in ne-utrodyne method of reception. Can also be used for tuned radio frequency or as a fixed coupler with condenser across secondary. Proper design for results and efficiency. Green silk windings on bakelite tubes with adjustable mounting brackets to fit most any condenser.



OUR SPECIAL AUDIO FREQUENCY AMPLIFYING TRANSFORMERS
 C550 Each\$2.25
 The result of years of research work and experienced engineering. In quality of tone and volume of sound, the things a transformer is built for, we guarantee it to equal or surpass any other transformer. Neat in appearance. Carefully made. Fully mounted with plainly marked binding post connections. 5 to 1 ratio. Wonderful results on one, two or three steps without distortion or howling. A quality item in every respect. Not to be compared with articles built for price only.




OUR SPECIAL SHIELDED TRANSFORMER
 C551—3½ to 1 Ratio. Each\$2.55
 C552—6 to 1 Ratio. Each2.75
 The high grade style of transformer as above enclosed in a metal case which completely shields it from any outside magnetic influences. Very attractive appearance and sturdy construction. Free from howling and local disturbances.



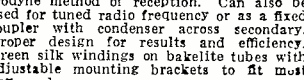
OTHER STANDARD BRANDS AUDIO FREQUENCY TRANSFORMERS
 Fresh, clean stock in original containers.
 C232 THORARSON Ratio 3½ to 1 \$3.40
 C233 THORARSON Ratio 6 to 1 3.80
 C553 Acme. Each4.45
 C554 Coto. Each4.45
 C555 Federal. Each4.45
 C712 Radio Corp. Each6.40
 C234 All American 10 to 1 Shielded 4.15
 C239 All American 5 to 1 Shielded 4.10
 C236 All American 3 to 1 Shielded 3.95

RADIO FREQUENCY AMPLIFYING TRANSFORMER
 C560 For 201A or 301A. Tubes\$1.70
 C561 For 199 or 11 or 12. Tubes1.70
 Due to its special design this transformer will produce wonderful results in any type of regular or reflex radio frequency circuit. While low in price we believe it equal or superior to higher priced transformers. Perfect for one, two or three stages. Compact, convenient form, easily mounted. Range 175 to 600 meters. Try it. If you are not satisfied return it and get your money back.

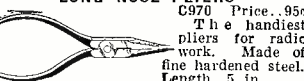


OTHER STANDARD BRANDS RADIO FREQUENCY TRANSFORMERS
 C568 Our special—as good as any of them\$4.48
 C562 Dubilier. Each4.45
 C563 Coto. Each4.45
 C565 Acme. First stage. Each4.45
 C566 Acme. Second stage. Each4.45
 C567 Acme. Third stage. Each4.45
 C714 Radio Corp. Each5.95
 C995 All American. Each3.95
 C375 Eria. First stage. Each3.55
 C376 Eria. Second stage. Each3.55
 C377 Eria. Third stage. Each3.55
 C578 Eria. Reflex. Each4.45

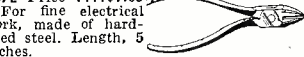
NEUTRALIZING CONDENSERS
 C572 Per set of two.....40c
 Simple, inexpensive, effective precision type. Micrometer adjustment is attainable. Easily mounted in circuit.



SPECIAL
 C573 Neutrodyne Jack. Each.....89c
LONG NOSE PLIERS
 C970 The handiest pliers for radio work. Made of fine hardened steel. Length, 5 in.



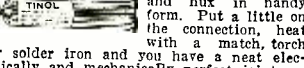
DIAGONAL JAW NIPPERS
 C972 Price\$1.05
 For fine electrical work, made of hardened steel. Length, 5 inches.



FOUR-IN-ONE SCREW DRIVERS
 C974 Each55c
 Especially suitable for radio work. Will handle any size screw used. Smaller drivers nest inside larger one and are held in place with screw cap. Made of steel, nickel finished.



TINOL
 C969 Per tube.....19c
 A combined solder and flux in handy form. Put a little on the connection, heat with a match, torch or solder iron and you have a neat electrically and mechanically perfect joint.



WITH BARAWIK STANDARD RADIO GOODS

VACUUM TUBES

Standard Brands—Cunningham, Radiotron. Every one guaranteed new and perfect. We will ship brand in stock unless you specify otherwise.

- C105 Detector, UV200 C300 Each \$4.38
- C112 Amplifier, UV201A C801A 5.85
- C118 5-Watt Transmitter... 7.70
- C107 WD11 C11. Each... 5.85
- C101 WD12 C12. Each... 5.85
- C102 UV199 C299. Each 5.85
- C104 UV199 Adapter fits 199 tube to standard socket.42
- C108 WD11 Socket, Each31
- C109 WD11 Adapter, Each45

STANDARD TUBE SOCKET

C140 Each 39c

Moulded of genuine red brown bakelite. Binding post connections. For table or panel mounting. Neat and strong.

METAL TUBE SOCKET

C146 Each 39c

A strong durable socket for panel or table mounting. Metal tube and base. Plainly marked binding post connections well insulated.

TWO AND THREE GANG SOCKETS

These sockets make it easy to build detector and amplifier units and compact workmanlike job.

- C147 Two-gang socket 95c
- C149 Three-gang socket \$1.30

199 SOCKET

C145 Each 49c

Moulded of high insulating material. Sponge rubber base prevents ringing in tube. Plainly marked binding post connections. Neat and compact.

FILAMENT CONTROL RHEOSTATS

- C132 6 ohm. Each 45c
- C129 20 ohm. Each 52c
- C131 30 ohm. Each 59c
- C135 6 ohm Vernier. 95c

Best grade. Will give real service. Durable and lasting. High heat resisting base. diam. 2 1/2 in. Tapered polished black knob 1 1/4 in. diam. Potentiometers. Match above rheostats. Same high grade construction.

- C151 200 ohm. Each 79c
- C152 400 ohm. Each 79c

SUPERIOR RHEOSTATS

- C153 6 ohm. Each 69c
- C154 20 ohm. Each 76c
- C155 30 ohm. Each 83c

The finest rheostat. Smooth, even action. Best design, best workmanship. Supplied with attractive dial and knob. A rheostat for high grade sets.

Potentiometers to match above rheostats with dial and knob.

- C156 300 ohm 98c

QUICK ACTING RHEOSTAT

- C124 6 ohm. Ea. 79c
- C125 15 ohm. Ea. 88c
- C126 30 ohm. Ea. 99c

Vernier adjustment at every degree of resistance. Pushing knob in turns off the filament.

THREE INCH DIAL

- C023 For 3-16 inch shaft. Each 22c
- C924 For 1/4 inch shaft. Each 22c

A handsome neat looking dial moulded in one piece of polished black composition. 1 1/2 in. scale marked 0 to 100 finely engraved in contrasting white enamel. Diameter 3 inches.

TWO INCH DIAL

- C921 For 3-16 inch shaft. Each 16c
- C922 For 1/4 inch shaft. Each 16c

A handsome dial moulded in one piece of polished black composition. 1 1/2 in. scale marked 0 to 100 finely engraved in contrasting white enamel. Fine for rheostat or switch control. Diam. 2 in.

VERNIER DIAL ADJUSTER

C941 Each 19c

Easily installed at edge of dial, gives finest vernier adjustment of condenser or inductance. A great value. Polished black knob.

BAKELITE DIALS

- C931—2 in. Diam. for 3-16 in. shaft. Each 35c
- C932—2 in. Diam. for 1/4 in. shaft. Each... 35c
- C933—3 in. Diam. for 3-16 in. shaft. Each... 39c
- C934—3 in. Diam. for 1/4 in. shaft. Each... 39c

C935—4 in. Diam. for 1/4 in. shaft. Ea. 48c

Moulded in one piece of genuine bakelite in polished black finish. Finely engraved scale in contrasting white enamel. Sure grip knob that fits the fingers. Higher grade dials for good sets. Sizes match perfectly.

WE PAY TRANSPORTATION CHARGES EAST OF THE ROCKIES PRESERVE THESE PAGES—ORDER FROM THEM AND SAVE MONEY FAST SERVICE—TRY US AND BE CONVINCED THE PRICES QUOTED DELIVER THE GOODS TO YOUR DOOR

OUR GUARANTEE PROTECTS YOU—We handle only the best goods, carefully tested and checked by expert radio engineers. You are assured of getting guaranteed apparatus that will give superior results. And while our goods are best, our prices are lowest. Our goods equal or surpass the claims we make for them. We do not attempt to deceive or mislead. Our reputation for fair dealing is our most valued asset.

HOW TO ORDER—Write your Order plainly, state Article Number, Description and Price of items wanted. Send Postoffice or Express Money Order, Certified Check or Bank Draft for Total of Order. Prompt Shipment is assured when these directions are followed.

ENCLOSED DETECTOR

One of the finest crystal detectors on the market, supersensitive galena crystal enclosed in heavy glass shield. Quick, positive adjustment. Brass parts polished nickel finish.

C730 Each 89c

GALENA DETECTOR

Easy fine adjustment. Crystal mounted in cup. Moulded base and knob. Brass parts polished nickel finish. An unequalled value.

C732 Each 59c

GREWOL CRYSTAL DETECTOR

C742 Each \$1.69

DETECTOR CRYSTALS

- C736 Galena, Arlington tested, piece 19c
- C738 Silicon, Arlington tested, piece 19c
- C735 Tested, Galena, Mounted, piece 9c
- C737 Tested, Silicon, per piece..... 9c
- C739 Genuine million point crystal. Ea. 29c

SUPERIOR VARIABLE GRID RESISTANCE

- C167 Each 90c
- C168 With .00025 Condenser 95c

Eliminates hissing, clarifies signals. Capacity smoothly varied from 0 to 6 megohms by half turn of knob. Easily mounted on any panel.

C171 Freshman panel mounting variable grid leak with .00025 condenser. Each 69c

C172 Durham variable grid leak with mounting. Each 89c

C173 CRL Variable grid leak. Each \$1.19

TUBULAR GRID LEAKS AND CONDENSERS

Very convenient. Permit of quick change of leaks or condensers of varying capacity. Cut shows leak mounted. Leaks and condensers have same appearance. Each part priced separately.

- C849 Grid Leak, Each 18c

Resistances—1/2, 1, 1 1/2, 2, 3, 5, 7, and 10 megohms. Specify which size is wanted.

C831 Grid and Plate Condensers. Ea. 39c

Capacities—.00025, .0001, .00025, .0005 mfd. Specify which size is wanted.

Mountings. Bakelite base.

- C840 Single mounting. Each 28c
- C842 Double mounting. Each 47c
- C844 Triple mounting. Each 67c

SUPERIOR INDUCTANCE SWITCH

C286 Each 74c

Quickly and securely mounted by drilling one hole. Only knob and pointer show in front of panel. Connections can be soldered before fastening switch, making assembly much easier. Metal parts nickelled. Bakelite knob and supporting base.

STANDARD BRAND LOUD SPEAKERS AND UNITS

- C610 Murdock \$4.38
- C611 Ilco 4.85
- C613 Barawik with Baldwin unit. 11.25
- C615 Pathe 19.50
- C616 Atlas 21.50
- C612 Magnavox R3 32.50
- C614 Magnavox M1 32.50
- C617 Music Master 27.00
- C755 Genuine Baldwin type C unit 5.35
- C619 Murdock Special Unit 2.60
- C618 Brandes Table Talker 8.75
- C620 Baldwin Loud Speaker 22.50

BARAWIK QUALITY HEADSETS

C770 Per Set. 2000 ohms \$3.25

These headsets have proven on rigid tests to be one of the very best on the market. The tone quality is excellent with an unusual volume. Skilled workmen make them from only the best selected materials. The receiver cases are fine polished finish with polished black ear pieces. Fabric covered head band comfortably and quickly fitted to the head. Supplied with 5-foot cord. These sets were designed to sell for much higher prices than we ask, and at our price are a wonderful bargain. We guarantee that you will be pleased with them and agree that they are the best value by far yet offered. If they don't suit you we will cheerfully return your money.

STANDARD BRAND HEADSETS

- C754 Baldwin Type C with universal jack plug \$10.95
- C756 Red-Head, 3000 ohm 5.78
- C769 Brandes, 2000 ohm 6.75
- C757 Murdock 56, 2000 ohm \$3.59
- C752 Murdock 56, 3000 ohm 3.95
- C764 Frost, 2000 ohm 3.59
- C766 Frost, 3000 ohm 4.15
- C758 Western Electric 9.50

SUPERIOR RADIO JACKS

Finest grade jacks. Improved design. Best materials. Phosphor bronze springs. Silver contact points. Nickel finish. Mount on panels 1/2 to 3/4 in.

- C390 Open circuit. Each 36c
- C391 Closed circuit. Each 45c
- C392 Two circuit. Each 54c
- C393 Single circuit filament cont. 56c
- C394 Two circuit filament cont. 74c

COMPETITOR JACKS

- C387 Open circuit. Each 27c
- C388 Two circuit. Each 35c

Well made, durable, smooth working, nickel finished frame. Well insulated.

SUPERIOR RADIO PLUGS

- C395 With set screws for fastening cord. Each 35c
- C397 Two-way — takes two pair any style cords. Each 59c

Highest grade plugs. Fit any standard jacks. Polished round barrels.

SWITCH CONTACT POINTS

Brass polished nickel finish. All have 1/8 in. long size 6-32 screws and two nuts. All prices the same.

Dozen 15c Hundred \$1.00

Order by Article Number.

- C360 Head, 1/4" diam.; 1/4" high
- C362 Head, 3-16" diam.; 1/4" high
- C363 Head, 3-16" diam.; 1-16" high

Also for connecting wires to binding posts, etc.

C365 Dozen 8c Hundred 30c

SWITCH LEVER STOP

Brass polished nickel finish.

C386 Dozen 18c Hundred \$1.05

SWITCH LEVERS

Very neat polished black composition knob. Exposed metal parts polished nickel finish. Fitted with panel bushings and two set nuts. A high grade switch.

C381 1/4" Radius. Each 15c

INDUCTANCE SWITCH

C285 Price including knob and dial, \$1.29

Mounts switch points and contact lever behind panel. Only one hole needed to mount. 15 switch points, any number of which may be used. Smooth wiping contacts. Attractive tapered knob.

CABINETS

Fine looking cabinets solidly built. Elegant hand rubbed dark mahogany finish. You will be proud of your set mounted in one of these cabinets. Hinged tops. Front rabbeted to take panels. Panels not included. Prices are transportation paid.

Panel Size	Inside Dimensions High Wide Deep	Art. No.	Price Each
6x7	5 1/2" 6 1/2" 7"	C420	\$2.15
6x10 1/2	5 1/2" 9 1/2" 7"	C422	2.65
7x10	6 1/2" 9 1/2" 7"	C421	2.90
7x12	6 1/2" 11 1/2" 7"	C424	3.05
7x14	6 1/2" 13 1/2" 7"	C423	3.20
7x18	6 1/2" 17 1/2" 7"	C426	3.45
7x21	6 1/2" 20 1/2" 7"	C425	3.85
9x14	8 1/2" 13 1/2" 10"	C429	4.65
9x14	8 1/2" 13 1/2" 10"	C428	3.55
12x14	11 1/2" 13 1/2" 10"	C430	4.65
12x21	11 1/2" 20 1/2" 10"	C432	5.45

PLATE CIRCUIT "B" BATTERIES

You can make real savings on these batteries. Don't pay more. We guarantee them to equal any on the market regardless of price. Absolutely uniform. Extra long life.

- C180 Signal Corps type, small size. 15 cells. 2 1/2 volts. Each \$1.10
- C182 Large size, 5 taps 1 1/2, 1 3/4, 2 1/2 and 2 3/4 volts. Each \$1.59
- C184 Variable Large Navy size, 16 1/2x4x3 inches 5 taps, giving range from 1 1/2 to 2 3/4 volts in 1/2 volt steps. Each... \$1.95
- C188 Combination Tapped 45 volts. 30 cell, 18x3x3 battery. Tapped to give 45, 22 1/2, 21, 19 1/2, 18 and 16 1/2 volts. Handles both detector and amplifier tubes. Ea. \$3.65

"B" BATTERY METER

C189 Each 98c

Reads 0 to 50 volts. Accurately tells you the exact condition of your B Battery. Convenient watch size. Polished nickel case with wire lead.

STORAGE "A" BATTERY

A very high grade battery made especially for radio service. Guaranteed for three years. Properly cared for will give many more years of service for filament lighting. Made of best new materials. Full capacity. The best battery buy on the market. Try one of these batteries on your set for 10 days. If at the end of that time you are not fully satisfied with the battery return it and we will refund the purchase price.

C194 6 volt, 10 ampere size. Each \$10.75

C196 6 volt, 80 ampere size. Each 13.25

HOMECHARGER BATTERY CHARGING RECTIFIER

Charge your battery at home overnight for a few cents. Simply connect to any 110 volt 60 cycle light socket, turn on current and rectifier does the rest automatically. Will work for years without attention. Simple connections. Gives a tapering charge which batteries should have. You can make it pay a profit charging your friends' auto batteries. Long connecting cords with pair of battery clips.

C201 For 6 volt battery \$12.95

C203 For 12 volt battery 12.95

HYDROMETER

C190 Each 48c

Accurately tells you the condition of your storage battery. Helps you keep your battery in better condition.

BATTERY CLIPS

C198 Two for 28c

Clip onto storage battery terminals, lead coated. Make positive non-corrosive contact at all times.

WIRE CONNECTING CLIPS

C199 Per dozen 30c

Small connecting clips for quickly fastening leads on to binding posts, etc. Handy and useful. Every radioist should have at least a dozen.

RADIO "BAKELITE" PANELS


Notice our very low prices on this fine quality material. Others ask as much for hard rubber panels which are worth much less. We supply genuine Bakelite, Condensite Celeron or Formica, all of which are materials with practically identical mechanical, chemical and electrical properties. Machines well without chipping. Won't warp. Waterproof. Highest mechanical and dielectric strength. Attractive natural polished black finish which can be sanded and oiled.

Panel Size	1/2" thick	3-16" thick	1/4" thick
Inches	Art. No.	Art. No.	Art. No.
6x7	C450 \$0.57	C460 \$0.87	C470 \$1.15
6x10 1/2	C451 .86	C461 1.27	C471 1.73
7x14	C458 1.38	C468 2.07	C478 2.76
7x18	C453 1.78	C463 2.67	C473 3.56
7x21	C457 2.05	C467 3.03	C477 5.10
7x24	C459 2.42	C469 3.56	
9x14	C454 1.85	C464 2.65	C474 3.56
12x14	C455 2.42	C465 3.55	C475 4.78
12x21	C456 3.62	C466 5.35	C476 7.13

RUBBER COMPOUND PANELS

Made of a special compound having a rubber base. Equal in appearance and in all essential points to any other class of panels. Fine smooth polished finish. Can be drilled or cut without chipping. Guaranteed not to warp and to be a perfect insulator for radio use. Smooth, clean edges. Thickness 3/16 inch. Size given inches.

- C481 7x10... \$.88
- C482 7x12... 1.05
- C483 7x14... 1.22
- C484 7x18... \$1.60
- C485 7x21... 1.85
- C486 7x24... 2.10



*Fine Lenses
without close adjustment
are worthless!*

Why cripple your radio set with poor filament control?

EVERY seaman knows that a binocular cannot bring in distance clearly unless focused with extreme care. It is the last fractional turn of the adjusting screw, perhaps the width of a hair, that brings the distant object within the range of clear vision. The slightest turn, either way, makes a blurred, distorted image.

The same is true of radio sets. The finest detector tube cannot bring in distance clearly without ultra-fine filament control. The Universal Bradleystat performs this delicate operation with utmost precision. The gradual adjustment of the Bradleystat knob brings in distant stations without noise or distortion. Every fine radio set deserves a Bradleystat. Are you getting the best out of your set, today? Try a Universal Bradleystat.

Bradleystat
REGISTERED U. S. PAT. OFF.
PERFECT FILAMENT CONTROL

Retail Price, \$1.85
In Canada, \$2.50
Postage 10c



Perfect Control
For ALL Tubes

If you want to extend the range of your radio set, improve reception and get louder signals, learn about Bradleystat by mailing the coupon below.

Allen-Bradley Co.,
287 Greenfield Ave., Milwaukee, Wis.

I would like to know more about the Bradleystat and why it improves radio reception.

Name _____


Address _____



Allen-Bradley Co.
Electric Controlling Apparatus
287 Greenfield Ave. Milwaukee, Wis.



Manufacturers of graphite disc rheostats for over 20 years.



EDITORIAL AND GENERAL OFFICES, 53 PARK PLACE, NEW YORK

Vol. 5

JANUARY, 1924

No. 7

What Broadcasting Needs

By H. GERNSBACK

HA VE you taken note lately that the quality of broadcasting has diminished somewhat? It is almost impossible these days to get a first-class artist to broadcast. If you have wondered why this is so, you may stop wondering right now, and take yourself severely to task. *The fault is all your own* for a very simple reason: Recently, Eddie Cantor, an actor of no mean standing, broadcast a very fine selection from a well known station in New York. The next morning he received an avalanche of mail—yes, he did not! As a matter of fact, he did not receive a single, solitary postal card. Imagine how pleased he was. And he is no exception. The public is becoming so used to radio that it takes it for granted, never thinking that the artist, very likely, is not paid for his work. Broadcast listeners should be aware of the fact that artists are not going to continue broadcasting to an unappreciative public. At best, broadcasting is a thankless job. You render a selection into a lifeless microphone transmitter, and at the end of the performance the artist does not even get applause. He might just as well perform in the Sahara Desert for all the personal satisfaction he gets. Then the next morning, if he does not receive even a single letter thanking him for his work he is not likely to broadcast soon again.

It is absolutely essential that broadcast listeners make an effort to show their appreciation of the artist's work in some way. If you are near the station, telephone, and if you find that the line is busy, send a letter or a postal card to the artist and thank him. This is the very least you can do, owing to the fact that **the service costs you nothing in the first place.** Your letter of applause to the broadcasting station will not only please the performer, but it will also inform the broadcasting station that it is doing a worth while service.

During July of this year there were 581 broadcasting stations. At this writing, there are approximately 567; in other words, a net decrease of 14 stations. If broadcasting interests you and if you have the radio industry at heart, telephone or mail your applause as often as you can. A number of concerns are now getting out applause cards, which is a very good idea. It costs only a cent to mail these out and we hope to see them universally adopted in the very near future.

Almost every day we are in receipt of letters from broadcast listeners who complain of commercial ship and shore radio stations which handle traffic on 450 meters. The complaint seems justified because such traffic, it would seem, could be handled just as well on 600 meters. Furthermore, there also seems to be an excessive amount of testing going on at the lower wave-lengths. This, of course, interferes greatly with the reception of radio broadcast programs and many of our readers are wondering if the Department of Commerce could not assist in improving these conditions by ruling that ship and shore stations, particularly those using spark transmitters, should work on the 600-meter wave-length during broadcast hours, and on 450 meters, only when necessary.

One of the greatest nuisances today in radio broadcast reception is the pause when a broadcasting station is on the air, but does not transmit. For instance: You try to get a certain station which you know is on the air. An artist has just finished a selection and the announcer has given the name of the artist and the selection just rendered and concludes his statement with: "Artist so and so will render a new selection in a few minutes." Meanwhile, someone a thousand miles off is trying to get this particular station. He frantically moves his dials too and fro; although he may get the carrier wave he is not sure that this is the station sought, because there is no way of telling whether the station has been finally and definitely located. It seems that such a condition could be overcome without great expense by our broadcasting sta-

tions. We know of one station that used to have a metronome which the announcer started the second the station stopped sending. You could hear the ticks plainly and the listener-in knew that this station was still operating. We suggest that broadcast stations in general adopt some sort of mechanical appliance to keep their listeners informed during intermissions. One suggestion is a single stroke bell placed near the microphone, which bell might be sounded once or twice a second. This system would be very simple, because the different stations could use different sounds. There are any number of variations and differences in musical sounds that any clever electrician could rig up in a few hours' time; thus each station could have its own earmarks.

We would also suggest that stations use an automatic transmitter to send their call letters slowly in code. This can easily be accomplished by using an instrument somewhat similar to an omnigraph which would enable distant listeners to read the letters in code. The whole apparatus operating a buzzer might be placed in front of the microphone, or better yet, operate the oscillator tubes on the transmitter as this would increase the range.

While we are about it, why do some broadcasting station announcers fail to designate their station's call letters at the end of each selection? The other night, the writer, with infinite trouble, finally located what proved to be a DX station, but he had to wait through the rendition of at least four selections before the announcer finally thought to state the station's name. This happened to be a Philadelphia station, and such practices are, of course, inexcusable. The advertising that such a particular station gets from long distance listeners is destroyed at once because not every listener-in has the time to wait, and often if he does have the time, atmospheric conditions may make it impossible to understand the infrequent announcements of the station.

Also, some of the announcers are very careless in announcing. Numerous broadcast listeners in Cuba complain that they are unable to determine what broadcasting station they are receiving, since most of the stations they receive from are weak, and it is often very difficult to understand voice transmission. If the suggestion given above, namely, to designate the station between selections with different sounding gongs, is adopted, this will help a great deal, for even if the DX listener does not understand correctly the call letters of the station, he can check himself up by listening for the next intermission.

Certain stations are in the habit of reading off a quantity of telegrams and messages received by them, all of which are practically the same in their wording and most of them are of no interest to the listeners. Broadcasting stations should discontinue such practice and merely thank the senders as a body for their kindness. In nearly all instances, the listeners grow tired of hearing these telegrams read and tune in to another station.


Many broadcast listeners would like to receive long distance stations, but due to local interference they never have a good opportunity. It is suggested that the United States be divided into its time sections: Eastern Standard Time (E.S.T.), Central Standard Time (C.S.T.), Mountain Standard Time (M.S.T.) and Western Standard Time (W.S.T.). Then let all broadcasting stations in one zone (E.S.T. for instance) cease transmitting for one night at 10:30. Then the listeners in this zone could listen for the DX stations. The next night all stations in the next zone (C.S.T.) would shut down at 9:30. The following night stations in zone (M.S.T.) should cease broadcasting from 8:30 to 9:30 and in (W.S.T.) from 7:30 to 8:30. This would give the whole country a chance to listen in for DX stations, which is not possible today with simple receiving sets.

Wired Radio Saves the Taxpayer Money

By CAPTAIN H. W. WEBBE, Member A. I. E. E.*



Wired radio is being used daily by some large lighting companies to furnish their subscribers with musical programs and the like. The advantages of the system will be apparent after reading this interesting article by Capt. Webbe.



Employing Wired Radio As Means of Communication Between the Butts and Firing Line in a Recent National Rifle Contest Proved Far Superior to the Usual Line Telephone System. Loud Speakers Enabled All of the Men in the Butts to Hear the Spoken Word from the Firing Line.

A DEMONSTRATION was given at Camp Perry, during the National Rifle Matches, whereby a radio principle, wired wireless, and loud speakers, took the place of telephone operators in handling the targets on the range. The demonstration was given September 27, before Assistant Secretary of War Davis, Senator Brookhart and other officials of the Government. The significance of this demonstration may be judged—when one considers that \$11,000 is the cost of labor to operate the communication system for one month during the matches. By the use of wired wireless and loud speakers, over \$7,000 of this running expense is eliminated. The writer sees in this a step forward in putting radio telephony to work. The radiophone up to date has acted the part of an entertainer. The public has been so enthralled with the pleasure it has rendered that they have been slow in demanding of it a more utilitarian mission. At Camp Perry it will be made to take the place of 50 men; 50 labor units relieved for other work.

HOW A RIFLE RANGE IS OPERATED

A word or so as to how a large rifle range is operated. Camp Perry, which is the largest range in the country, compares favorably with the great ranges of the world. It has 250 targets. Next year it will have over 300 targets and a firing line a mile in length. Every 10 targets have a telephone line with an operator at the firing point and another at the targets. Their job is to keep down congestion owing to disputes over marking the targets. They repeat the calls and instructions of the range officer between the two points. The telephone is in continual use during the entire day. So important is its mission that an interrup-

tion of telephone service holds up the firing.


Fifty thousand feet of wire is used over ground on the range and an underground cable system costing \$30,000 is used. The latter continually gives trouble due to moisture. This year in view of the enormous attendance the mere delay in ringing up of the field magneto telephone caused the schedule to run over into the noon hour. It was due to this that the writer, who was in charge of the signal

work on the range, began to think of a more adequate means of handling the traffic.

RADIO TO THE FORE

The first idea to afford relief was to try out radio. Having no radio equipment on hand we applied to a Toledo concern for the loan of transmitting apparatus. Not having much faith in the proposition they finally consented to turn over two receiving sets with the sug-

(Continued on page 981)



The Officials Who Assisted at the Demonstration of the Wired Radio Communication Scheme. From Left to Right They Are: Captain H. W. Webbe, Asst. Secretary of War Dwight F. Davis, Colonel C. E. Stodter, General Glen H. Phillips and Senator Smith W. Brookhart, of Iowa.

*Professor Military Communications, Formerly of Ohio State University.

Shall We Have a Federal Radio Tax?

By RAYMOND FRANCIS YATES



This article contains one of the most practical suggestions we have heard to put broadcasting on a commercial basis. The plan outlined by Mr. Yates seems quite practicable, and we shall be glad to receive from our readers their opinions regarding it.



If All the Broadcast Listeners Were Willing to Pay a Few Cents Monthly, the Best Artists Could Be Engaged to Perform for the Radio Audience. The Money Already Spent for Cards and Letters to Acknowledge the Reception of Programs Represents a Huge Sum Which Might Be Employed for This Purpose, If Uncle Sam Could Take Care of the Distribution.

BROADCASTING is a sort of economic curiosity. It holds out the same interest for the economist that a two-legged calf holds for the biologist.

The radio problem is a federal problem. The very nature of radio makes it so. Any broadcasting station, no matter what its power, is an inter-state proposition. Radio has no respect for boundary lines, national or international, and the program of any station is the property of the nation. A station cannot be a state affair no matter how hard it tries. The pure universalism of radio to say nothing of the more complicated angles of the problems, demands that we have federal control. Radio broadcasting means entertainment and education for the masses and consequently it takes on a national aspect.

Radio broadcasters are drifting they know not where. Broadcasting proved to be a mirage for many of those who jumped into it without thinking of the consequences. Today they have on their hands expensive establishments requiring large sums of money for upkeep.

If we were to buy an automobile, and the manufacturer of that automobile obligated himself to supply us with gasoline and oil for an indefinite period we would have a situation somewhat akin to that of radio broadcasting as it stands today. Now, if our automobile manufacturer would sell cars so fast that his profit would be of great enough volume, he might be able to carry

out this program for two or three or possibly ten years, but a time would eventually be reached when the sales would strike the saturation mark and naturally fall off, leaving him in a position where he would have to eat into the huge profits that came during the years of prosperity. He would suddenly find himself faced with a situation that would eventually bring about his financial ruin.

FINANCING BROADCASTING

Today our radio manufacturers are selling enormous quantities of radio equipment and part of the profits resulting from the sale of this equipment are used to support broadcasting programs. In the meantime the country is rapidly becoming filled with receiving instruments. Perhaps in another three or four years there will be as many as 15,000,000 receiving sets in the United States, if the present sales records are maintained, 15,000,000 receiving sets distributed throughout this country would bring it dangerously close to the absolute saturation point. Should broadcasting be able to support itself until that situation is reached—a feat which now seems doubtful—our manufacturers would be absolutely unable to carry on and broadcasting would have to pass into other hands.

It goes without saying that those who are shouldering the responsibility of broadcasting are entitled to some revenue, but under what method are they going to

collect it? They have a moral right to charge for their programs, but as yet there is no way in which they can collect. They are not so much in love with the "dear public" that they are giving this entertainment out of the kindness of their hearts.

As the situation appears now, there is only one plan that can give to space broadcasting a permanent place regardless of other developments technical or otherwise. The writer refers to a Federal tax system for the maintenance of space broadcasting. Now the word tax is quite distasteful to the majority. So many taxes have had to be met since the war that any additions are scorned. Perhaps we have misnamed this particular kind of revenue. It would not really be a tax, but rather a fee collected by a responsible party (The Federal Government) and distributed as needed to broadcasting stations operated by the Government located in the various zones throughout the country and supported by small re-broadcasters who would make the program available to everyone with a receiving set, no matter how elaborate or how modest. Every fair-minded person who enjoys radio could not have any objection to the Government acting in their interests and taking upon itself the responsibility of collecting a small fee and placing it in a broadcasting budget for the

(Continued on page 976)

Pioneer Pathfinders of Radio

By JESSE MARSTEN



The pioneer experimenters in radio are not well known to the general public. Without their knowledge and their contributions to this science, there would be no broadcasting today.



THE last few years have ushered in a period which may, in the future, be called the "radio era." The radio art had been making steady and consistent progress previous to the present time, but few people were aware of it. The war brought it a little more to the fore, but even that was not sufficient to call the attention of a mass of people to such a tremendous achievement as radio. Suddenly, however, the attention of the public was forcibly brought to its existence. It was like a shock. Radio had progressed to the point where it could entertain. Public interest followed as a matter of course. Two years ago radio was unknown, today it is a household word. Then its advocates numbered in the thousands, today they must be counted in the millions.

Whatever has a popular appeal is bound to be exploited. In fact popular appeal is often developed or manufactured in order to create a market for exploitation. Radio is no exception in spite of the fact that it is a highly technical and scientific industry. The rise of legions of radio manufacturers is too well known to dwell upon at any great length. What it is desired to emphasize, however, is that the radio following public was confronted by a mass of names of men associated with these various enterprises, men who were supposed to be the guiding lights of radio progress. A few of these are prominently associated with the progress of radio science, a ridiculously small percentage, however. The rest are of secondary and less importance who shine by the light of the present radio conflagration. These latter, self-styled experts, have foisted upon the public "invention" after "invention," "hyper-super-infra" circuits of all descriptions and what not. The public, thrust in the heart of a scientific movement of which it has little or no knowledge, is unable to separate the chaff from the wheat, and regards these radio poseurs as prophets. It has little knowledge of what laborious work is required to bring an art to such an advanced stage as radio has now reached. It does not know that constant research by well trained engineers and scientists is the price of such progress.

Yet, if it be hard for the public to distinguish those who are today instrumental in advancing the art of radio as against those self-advertising imposters, how much more difficult must it be for them to know those who have laid the foundations of this remarkable art. It is disheartening, to say the least, that a man with little or no scientific achievement who is exploited in the newspapers as the inventive genius who developed the "Infra-X circuit," should be

widely known and respected by the radio following public, whereas such truly scientific geniuses as Faraday and Maxwell, without whose works radio might not be in its present stage of progress, are practically unknown to most people.


Such a condition may be partially attributed to a peculiar characteristic of human beings, namely, the habit of taking things for granted. They speak very glibly today

ment be if such fundamental ideas are conceived when the ground has not been cleared away, and the tools are of the very crudest order. The basic idea of radio was conceived at such a time.

Radio is essentially an electrical subject, hence it might be argued that the real radio pioneers are identical with the founders of electrical science. But if we followed this line of reasoning we should have to go back to the early philosophers as the original founders of every science. In considering the question of tracing radio back to the original pioneers who laid the foundation for the modern developments of the art, therefore, it is necessary to make a definite starting point. Such a starting point may well be the beginning of the electro-magnetic theory of light.

I

MICHAEL FARADAY
EXPERIMENTER PAR
EXCELLENCE



Michael Faraday, From An Old Painting.

of radio waves, electro-magnetic theory of light, displacement currents and so on, as though, like instincts this knowledge was born with the individual. They take these ideas as they take everything else—for granted, without giving much consideration to them. Yet these ideas are relatively new and have not been with us forever. Only a short time ago these ideas, which are the very heart of radio, were unknown. They had to be conceived and developed in fertile minds. There is nothing about such a process which should be taken for granted.


The conception and formulation of any fundamental scientific idea or law is a matter requiring the highest order of intellect under any circumstances. When the ground has been cleared and the view is clear and open and the necessary tools are available, the task is considerably easier, but even then it is a task only for the finest minds. How much greater, then, must the achieve-

data on hand? Yet such a reference was made. The association of light and electricity, or, better still, of wave motion and electricity, was practically a pure idea, a colossal speculation of a human mind. The identification of light and electricity as similar wave phenomena was made by Michael Faraday in 1845. It was an idea with practically no experimental proof, a "Shadow of speculation" as Faraday himself put it.

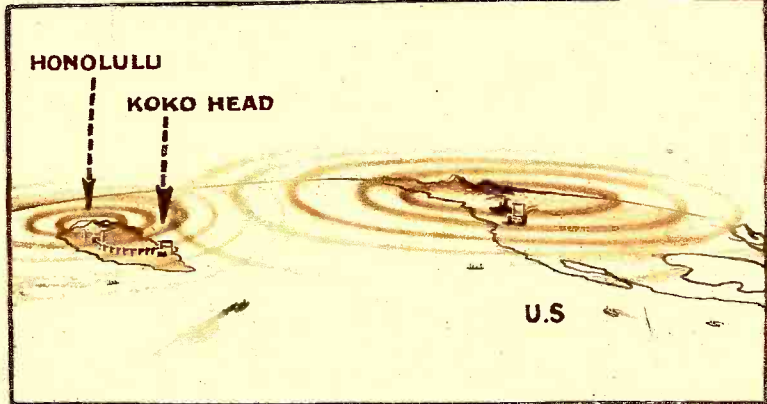
It is interesting to obtain some idea of the educational background which Faraday had. He was born in 1791 of very poor parents, his father being a blacksmith. All the schooling which he had was crowded in the few years up to the age of 13, in which time it is obvious that not very much preparation could be obtained for a rigorous scientific life. At 13 he was taken out of school and apprenticed to a bookseller and bookbinder as an errand boy. It was here that

(Continued on page 972)

Radio Programs from U. S. Are Re-Broadcast In Hawaii



Radio Listeners in the Hawaiian Islands Have for Some Time Had the Pleasure of Listening to Programs From U. S. A., Re-Broadcast From the Station of the Honolulu "Advertiser." Usually These Programs Come From KHJ and KFI, Both in Los Angeles and Both Equipped With Western Electric 500-Watt Transmitters. On the Night of September 2, a New Record Was Made With the Re-Broadcasting of a Late Program from WHB, at Kansas City. The Re-Broadcasting Arrangement is as Follows: At the Koko Head Station, Twelve Miles From Honolulu, is a Receiver Consisting of Three Stages of Radio Frequency and a Standard Short Wave Set, Fed From a Beverage Antenna. The Signal is Then Amplified at Audio Frequency and Passed Through Twelve Miles of Telephone Line to the City of Honolulu, Where it is Put Into the Modulating Circuit of the Honolulu "Advertiser's" Transmitter (KGU). The Distant Signal Thus Actuates the Local Station.




RECEIVING STATION AT KOKO HEAD



The Radio Police Car

By ARMSTRONG PERRY

During his trip in England, the author visited Scotland Yard, the English police department, and describes in this article the new radio cars employed by the British sleaths in their war against crime.



the only one worthy of implicit trust. The glass cells of the accumulators are fitted with a patented device that keeps the acid where it belongs even when the lamp is standing on its head. The accumulators come down to the charging room on a special elevator, all placed in receptacles that hold just so many. They are quickly transferred from these to the patented charging racks, where they stand on glass shelves that project just far enough so that any acid that may ooze from the cells drips into a trough on the floor. The cells are snapped into place under contact points held firmly by springs. By a slight rocking motion the contacts can be polished bright. All that are on the same circuit are in series, but the removal of one or more does not break the circuit, for the contact points automatically drop to the line and close it. Dimly-glowing incandescent lamps at the ends of the racks serve as resistances and an automatic device keeps the amperage down to the proper value, no matter what else may go wrong.

Since the cells are made of glass, a "sick" positive or negative plate can be seen at a glance. If badly sulphated, the battery is removed to the hospital rack where it is charged and discharged until the coating of the plates disappears. If incurable, a plate can be slipped out and a new one inserted in a moment.

(Continued on page 934)

SCOTLAND YARD is the world-famous police headquarters of London, England. Noted for its efficiency, it nevertheless exhibits the conservatism typical of the British, so when Scotland Yard adopted radio as a means of controlling highway traffic it could safely be assumed that radio had "arrived" as an auxiliary in police activities.

The radio man at the Yard is G. A. H. Wootton, A. M. I. E. E., of the Engineering Section. Mr. Wootton has been in charge of the electrical appliances at the Yard for many years and much of the equipment is of his invention. One of his little jobs is to see that batteries for the police lamps are kept in order. They are storage batteries, or "accumulators," as they call them over there. There are 7,000 of them and the whole lot has to be charged every three days. A police lamp must function reliably. It cannot be permitted to die just at the critical moment when a Jack-the-Ripper is to be caught in the act. It was put up to Mr. Wootton several years ago to make sure that no lamp failed at an inopportune time or lit up uninvited when its attached Bobby was sitting with a housemaid in a quiet nook beyond the range of the street lamp. No such unfortunate incident has ever occurred since. The officers may wear the enamel off their black lanterns by using them for buffers between their backs and the stone walls they lean on, and bend them into nondescript masses of tin by sitting on them, but so long as the mechanical elements of the lamp permit of a proper contact between an unbroken bulb and the battery, the "juice" will not be found wanting.

It is a joyous experience to see the little accumulators pass through the charging station. If the visitors ask why dry cells are not used, Mr. Wootton explains patiently that in exhaustive tests the acid battery, without jelly or other thickening to make it spill-proof, has proven itself



Two Views of the English Police Automobile, Showing How the Frame Supporting the Aerial May Be Folded to Pass Under Low Bridges, Trees, Etc.



The New Arlington Tube Transmitter*

By CHARLES SPEAKER, R. E. Navy Dept.

The old spark transmitter of NAA has been dismantled, and replaced by a 10-KW. Vacuum tube transmitter. The 500-cycle note of the former set is greatly missed by all the old timers.



To the Left Are Shown the Giant Rotary Spark Gap, a Part of Arlington's Old Spark Transmitter, and One of the Two Vacuum Tubes Used in the New C.W. Transmitter, Front and Rear Views of Which Are Shown Above.



FOR many years the 2650-meter Naval Observatory time signal dashes and press news service from the Naval Radio Station at Arlington, Virginia, have been sent out by the famous old Fessenden spark set known throughout the world as NAA. To many amateurs and radio engineers mention of the Arlington spark brings memories of the old days of wrestling with the code. Recently this first great milestone in high-power radio transmitting progress has been relieved of its duty of guiding the mariner by furnishing chronometer check and has been given the rest that is due old age. The faithful old spark is standing by until plans are completed for its removal from the corner of the Arlington station where it has been for years. Fig. 1 is a photograph of the really wonderful synchronous gap whose terrific roar and crashing blue flame will never be forgotten by those who have been for-

(Continued on page 926)

*Released by permission of the Director of Naval Intelligence.

Some Suggestions for Radio Beginners

By BERNARD STEINMETZ



When a Long Aerial Such as the One Shown Above is Used in a City Where Several Broadcasting Stations are Operating Simultaneously, It Is Difficult to Eliminate the Unwanted Ones, and the Results Are Pictured on the Left.

DURING the past few months a number of acquaintances have installed broadcast receivers in their homes, and like good friends they have called on me for help ever since. Looking after these troubles has proved to be an educational treat to me, for it has given me an insight into some of the beginner's difficulties, and the errors he is apt to make. It is my object, therefore, to describe the particular troubles as I found them in my experience with these novices, point out the symptoms, and explain how they may be easily remedied and why. At the same time some practical advice and pointers in the operation of receivers will be given which should enable broadcast listeners to get the maximum benefit from their receiving sets.

LOCATION IS IMPORTANT FACTOR

One of the greatest difficulties which novices experience is that of separating broadcasting stations. Although broadcasting stations are separated by as much as 40 and 50 meters, yet they interfere with each other so that numerous broadcast listeners are unable to enjoy their reception. "I hear two stations at the same time, how can I eliminate one of them?" is a constant question. There

(Continued on page 984)



The Selectivity of a Receiver May Be Increased By Using a Short Aerial Such as Shown on the Left. It Becomes Easy Then, to Tune in Any Particular Station Without Interference.

Energy Values In a Broadcasting System

By JESSE MARSTEN

PEOPLE are invariably awed when enormous magnitudes are brought into play. Thus, tremendous wealth incites more wonder than the most abject poverty, though it is logical to expect abject poverty existing side by side with abnormal wealth to be an equal source of wonder. Again the onrush of a tremendous waterfall amazes people, often not so much because of the natural beauty of the fall as that, as advertisements might put it, "these falls light the homes of five states, furnish the power to run all the railroads within a radius of so many hundreds of miles, furnish the power for all factories and industries in these states, help mine one-third the coal output of the country," and so on. Yet few people pause to marvel, or think that there is at all any cause for marveling, at the minute amount of energy in the light of a little candle which throws its beams so far, or the microscopic amount of energy in a whisper which the ear so readily detects. The explanation of this may perhaps be found in the natural appeal of the spectacular, and large magnitudes are spectacular.

OUR MEANS OF INTELLIGENCE

Yet when it comes to the matter of transmitting or communicating intelligence, which is one of the most important functions of modern life, we have to fall back primarily on almost infinitesimal sources of energy. Thus the chief organs for the transmission and reception of intelligence between human beings are the mouth (vocal organs), the eye, and the ear. Each of these organs gives rise to, or is actuated by minute amounts of energy. The light energy in a small candle may be of the order of hundredths of a watt, yet the eye can detect this light many blocks away, even after the greater part of the light has been frittered away by absorption, refraction and reflection. The mouth in voicing a sound produces a displacement of the air so small that the wave-length of a light wave is enormous in comparison. Yet the microscopic energy contained in the motion of the air is sufficient to actuate the ear, which hears the sound, a splendid illustration, by the way, of the frugal and efficient manner in which Nature operates. The farsightedness of such an arrangement is apparent when you consider the effect of a one-hour talk on a speaker. Fleming states that the sound wave energy generated by a man speaking for one hour in a normal tone is of the order of 20 foot-pounds. This is as much energy as is expended in moving a weight of one pound through a distance of 20 feet, which is hardly felt by a normal man. Yet after talking for one hour a man is very much exhausted. If the ear were an organ which required considerable amounts of energy to actuate it, people might not be able to talk steadily for more than a few minutes without tiring, assuming a proportional effect on the nervous system—a state of affairs which many people might consider desirable.

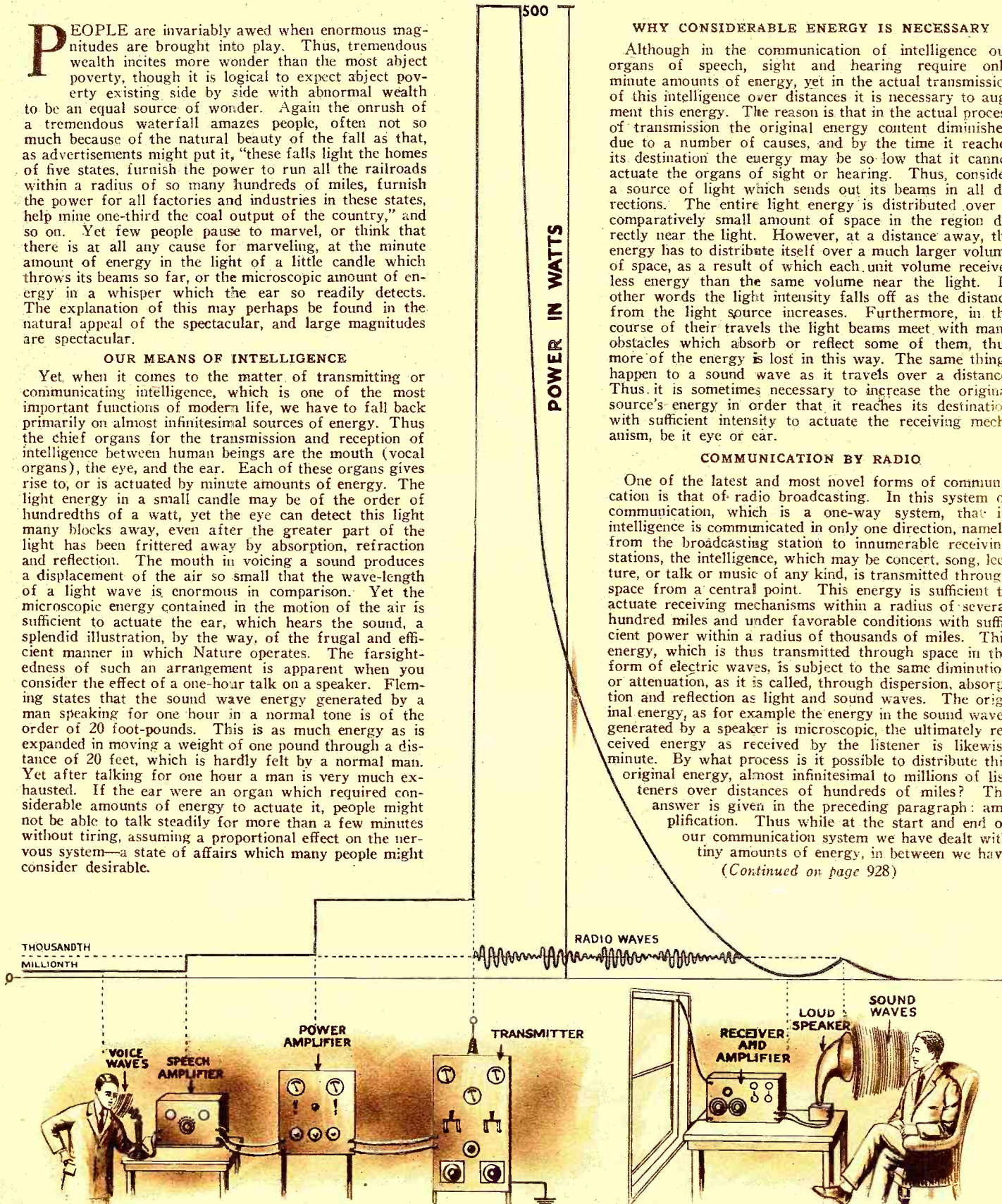
WHY CONSIDERABLE ENERGY IS NECESSARY

Although in the communication of intelligence our organs of speech, sight and hearing require only minute amounts of energy, yet in the actual transmission of this intelligence over distances it is necessary to augment this energy. The reason is that in the actual process of transmission the original energy content diminishes, due to a number of causes, and by the time it reaches its destination the energy may be so low that it cannot actuate the organs of sight or hearing. Thus, consider a source of light which sends out its beams in all directions. The entire light energy is distributed over a comparatively small amount of space in the region directly near the light. However, at a distance away, the energy has to distribute itself over a much larger volume of space, as a result of which each unit volume receives less energy than the same volume near the light. In other words the light intensity falls off as the distance from the light source increases. Furthermore, in the course of their travels the light beams meet with many obstacles which absorb or reflect some of them, thus more of the energy is lost in this way. The same things happen to a sound wave as it travels over a distance. Thus it is sometimes necessary to increase the original source's energy in order that it reaches its destination with sufficient intensity to actuate the receiving mechanism, be it eye or ear.

COMMUNICATION BY RADIO

One of the latest and most novel forms of communication is that of radio broadcasting. In this system of communication, which is a one-way system, that is, intelligence is communicated in only one direction, namely from the broadcasting station to innumerable receiving stations, the intelligence, which may be concert, song, lecture, or talk or music of any kind, is transmitted through space from a central point. This energy is sufficient to actuate receiving mechanisms within a radius of several hundred miles and under favorable conditions with sufficient power within a radius of thousands of miles. This energy, which is thus transmitted through space in the form of electric waves, is subject to the same diminution or attenuation, as it is called, through dispersion, absorption and reflection as light and sound waves. The original energy, as for example the energy in the sound waves generated by a speaker is microscopic, the ultimately received energy as received by the listener is likewise minute. By what process is it possible to distribute this original energy, almost infinitesimal to millions of listeners over distances of hundreds of miles? The answer is given in the preceding paragraph: amplification. Thus while at the start and end of our communication system we have dealt with tiny amounts of energy, in between we have

(Continued on page 928)



This Illustration Will Give the Reader a Good Idea as to Energy Values in Broadcast Transmission and Reception. The Voice Waves, a Matter of a Millionth of a Watt in Energy, Are Transformed Into Electrical Vibrations of Much Greater Magnitude in the Speech and Power Amplifiers and Increased Finally to 500 Watts in the Transmitter from Which They Are Shot Into Space. An Immense Amount of This Energy of the Radio Waves is Dissipated in Space, But When Picked Up by a Receiver It is Again Increased By Its Passage Through Amplifiers.

A Broadcasting Station De Luxe

By W. A. KIMBALL




Broadcast Station WMAF Owned by Colonel Green, and on His Estate at Round Hills, Mass., Has Created Considerable Interest. The Accompanying Photos Show the Massive Towers That Support the Antenna, the Station Which Houses the Transmitter and the Interior of the Same Giving a View of the Western Electric 500-Watt Set. The Water Tower Shown Above Has a Multitude of Loud Speakers Mounted on the Roof Which Reproduce With Great Volume the Programs Rendered at This Station.

THE Round Hills Radio Corporation near New Bedford, Mass., is daily giving a broadcasting program, free to all who care to listen, from the wonderful private station of Colonel Green, listed among the many stations as WMAF.

The people of New Bedford and vicinity are particularly fortunate to have such a benefactor in their midst and they hear the very best of talent every evening during the week at no cost. Hundreds of parties are parked around the amplifying horns every evening.

As there is no trolley line to this station,

A DESCRIPTION OF COL. GREEN'S STATION WMAF



it is necessary to travel by auto out of New Bedford, about 10 miles. To give this program to the people of the city who have no automobiles, the city has installed a smaller station at Buttonwood Park and the public can get the evening program almost from the front porches of homes in this section. For those living farthest away there are trolley cars which are easily accessible to the Park.

The Station at Round Hills is a Western Electric 500-watt affair, with four stages of amplification. The American Telephone and Telegraph Co., of New York City, has arranged to transmit the programs rendered at its station WMAF over its telephone lines to Round Hills, where the speech and music will control the radio output just as if the artists were in the adjoining room. In this circuit there are five stages of amplification at New York, two stages at each of the three points enroute and with the four stages of amplification at Round Hills there is a total of 15 stages before the public gets the program.

When a program is to be rendered at Round Hills, power is thrown on the set and the wave-length and antenna current are checked. The announcer gets a signal that all is ready and makes a final connection with the microphone and then introduces the performer at New York to the audience at Round Hills. A control operator at Round Hills listens to the program through a head-

(Continued on page 928)

Radio Events In Pictures



Baby Peggy, a Million Dollar Screen Star, and One of the Most Popular Child Actors, Gets Her First Radio Treat. Baby Peggy Didn't Register Much While the Classical Number Was on the Air, But as Soon as WEAJ Let Out Jazz Strain She Gave a Distinct "O-O oh" and Then the Camera Man Snapped. © Foto Topics. The Problem of Interference Caused By the Squeals and Howls That Are Sent Out Through the Air By Neighboring Regenerative Sets Has Become Acute, and People Are Hoping That Legislation Will Soon Be Enacted That Will Prohibit the Use of All Sets That Radiate. The Plan Followed by a Number of Radio Fans in the East is Original, if Nothing Else. The Annoying Party is Warned and if the Person Still Persists in Causing Unnecessary Squeals, His Aerial is Cut Down and a KKK Warning Sign Attached. Several of These Cases Have Been Reported. © K. & H.



P. R. Fortin, of the Radio Department of the General Electric Company, Has Developed a Device Which Will Make the Piano Solo a Real Feature of a Broadcasting program at WGY. The Device, in Brief, Consists of a Magnet Between the Poles of Which is Pivoted a Suitable Coil System. The Magnet is Firmly Fastened to the Frame of the Piano and the Coil is Anchored to the Sound Board. By Means of This Pick-up Device All Tones in the Piano Are Faithfully Converted Into Corresponding Electric Currents Which Control the Radio Transmitter. When Heard on the Loud Speaker the Piano is No Longer a Twinkling Sound. The Listener Gets All the Characteristics of This Percussion Type of Instrument, the blow of the hammer, the singing tone and the Overtones.

The Future Of Radio Broadcasting

By MARTIN P. RICE*

ELECTRICITY as a servant of man was almost unknown 50 years ago and its conspicuous achievements in lighting, traction, power, ship propulsion, and communication are all within recent years. So the word "electric" has almost become a synonym for speed, progress, and accomplishment. Unlike other new developments which are frequently held back by their own limitations, the progress of electric application is limited chiefly by human inertia and conservatism.

Thus while the incandescent lamp was invented by Edison in 1879 and has since been so perfected that it furnishes the best light available and more economically than kerosene or candles, yet it is now used in less than half the houses in the United States. Electric locomotives capable of exerting greater power than any steam locomotive and operating so efficiently as to save enormously in coal consumption have been available for many years, yet only two per cent of our railroad mileage has been electrified. The complete utilization of water power which is practicable through electrification would be a tremendous factor in conserving our coun-

try's fuel resources, yet only one-fifth of our available water power has been developed.

In spite of the great strides which electricity has made, we must admit that with one notable exception, we have been relatively slow in realizing its full possibilities. The notable exception is, of course, radio broadcasting. Never in the history of the world has any invention been so eagerly, so rapidly, and so universally adopted. Three years ago it was an almost unknown art. Today there are 600 broadcasting stations, and the receiving sets are numbered in millions. As a method of communication it has taken its place with the telephone, telegraph, and post office, but it is more than a method of communication. With the printing press and the moving picture it is one of the three greatest factors in forming and influencing public opinion.

What of the future of this marvelous invention which makes it possible for a speaker to address an audience of millions, reproducing sound so faithfully that a whisper or the rustle of a sheet of manuscript is projected hundreds of miles and so rapidly that the voice may be heard across the continent

before it reaches a hearer at the end of the room.


Forecasts may be of two kinds: First, the natural and logical developments of an art according to its known principles and laws; and, second, the imaginary extension of the art beyond these limits, and we may readily, although reluctantly, dispose of the latter by predicting that the most fanciful flights of the imagination are probably inadequate pictures of the future of radio just as the fairy tales of the last century fell short of the actual accomplishments of the present day. In other words, we may consider the future of broadcasting as an economic force rather than try to foretell how invention may add to its further development.

The ability to communicate instantly and simultaneously with millions of people is not a power which will be lightly discarded as a fad or a passing fancy. It suggests, with no strain on the imagination, a universal language and the vehicle for complete mutual understanding among the peoples of all civilized nations. Music is a universal language and fortunately music is the foundation of all

(Continued on page 998)

*Director of Broadcasting, General Electric Co.

Radio Events In Pictures



York City. He is shown in the above picture with his broadcast receiver. © Keystone View Co. There has been so much radio in the air and so many young ladies wearing ear-phones that their beaux would not recognize them without their ear-pieces on. The natural result of this is the permanent wearing of ornaments that look a great deal like the ear-phones. This head dress is gaining in popularity, and who can say that it is not attractive? © Fotograms, N. Y. The Rothafel family, whose head, Mr. S. L. Rothafel, is known to thousands of radio fans as "Roxy," and whose concerts have made broadcasting from the Capitol Theatre, New York City, famous, listen in to Daddy from their home. © Keystone View Co. In order to increase the people's interest in radio, the Bundept Co. of London, England, has equipped an automobile with sensitive receiving apparatus, placed loud speakers on the roof and gives open-air demonstrations to the public, of the advantages of radio and the entertainment that they can derive from it. An elaborate aerial is suspended on masts so as to insure consistent reception of broadcast stations.

Course In Radio To Be Given From Station WBZ

STATION WBZ in co-operation with the Massachusetts Division of University Extension will broadcast what is probably the first comprehensive and complete series of courses, as a utilitarian as well as entertaining part of its program.

The first course, which consists of 10 lectures, is on "Radio Reception and Transmission." It is elementary enough in character to appeal to those radio enthusiasts who are interested chiefly in the results that they can get with their own sets, and who do not care to go very deeply into technical details. It will be broad enough, however, to furnish the listeners with a sound foundation for a more advanced and technical study of the subject.

A lecture will be given every Wednesday evening from 7:00 to 7:30 P. M., by Ed-

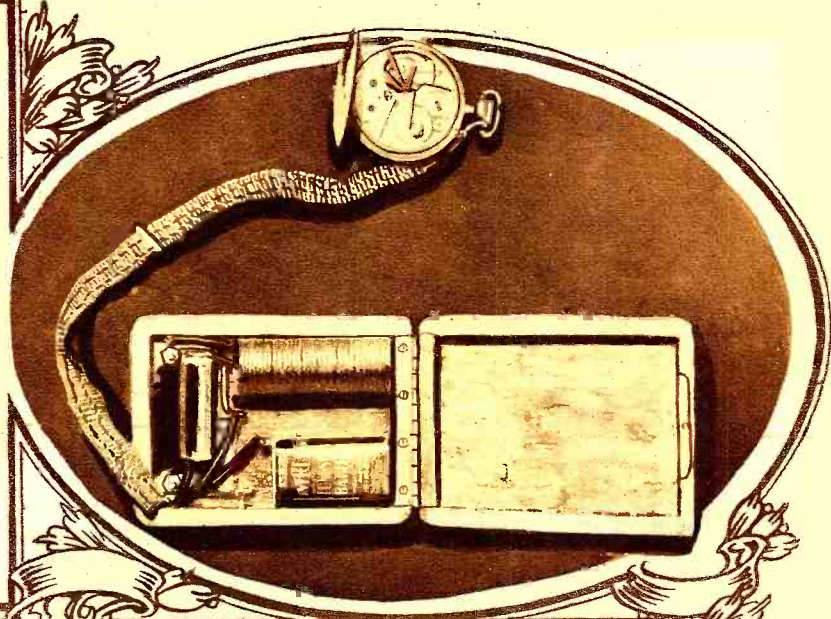
ward H. Goodrich, of Springfield. All radio listeners within range of the station are of course, welcome to become part of the student audience. If, however, they wish to take an active part in the course, they may enroll as university extension students by sending to the Radio Station WBZ, Westinghouse Electric Company, Springfield, Mass., their name, address, age and occupation together with the registration fee of \$1.00. This application and payment constitute an enrollment and entitles the student to receive any study material which may be sent out by mail, and to submit lesson papers to a University instructor for correction. For students thus enrolled, topics will be assigned from which a final paper is to be written at the end of the course. If this work is successfully carried out, the student will receive a cer-

tificate testifying to his completion of the lesson assignments, and of the course. The best three of the highest grade papers submitted will be broadcast with the names of the students, after the course has been completed. Students who wish to compete must submit their papers not more than a week after the final lecture has been given. It is contemplated that special prizes may be offered for very excellent work.

University Extension in Massachusetts is already serving thousands of men and women. It was established by State Legislature in 1915, and has grown so rapidly that during the past year alone, there were over 35,000 students.


It is hoped that broadcast listeners within receiving range of station WBZ will avail themselves of this opportunity.

Radio Pictorial



A Watch That Automatically Sets Itself Each Noon Via Radio Is the Invention of Lieut. John W. Iseman, U. S. N. R. F., Which Was Developed in an Attempt to Perfect a Device to Automatically Correct and Regulate Chronometers on Ships at Sea When at Considerable Distances from Radio Stations Transmitting Time Signals. © Keystone View Co.

The Device Consists of a Miniature Radio Receiving Set With a Fixed Wave-Length. On Receipt of Time Signals, the Circuit of a Sensitive Relay is Closed for Each Dash. The Delicate Escape Wheel has 270 Teeth and is Rotated One Tooth for Each Dash. Until the Snap Mechanism for Setting the Hands is Released at the Final Dash of the Time Signals. © Keystone View Co.



John H. Morecroft, Vice President of the Institute of Radio Engineers, Presented Harold H. Beverage, of the Radio Corporation of America with the yearly \$500 Award for the Most Noted Improvement in Radio During the Year. Mr. Beverage is the Inventor of the Wave Antenna, the Use of Which Has Considerably Improved Trans-Oceanic Reception and Has Done Much in Helping to Eliminate Static. © Keystone View Co.

This Interesting Combination Radio Transmitter and Receiver Was Exhibited at the U. S. Army Booth at the Electric Show, New York City, and Attracted Considerable Attention. It Is a Portable Outfit Designed to Be Carried in a Mule Pack. The Receiver Consists of a Standard Regenerative Circuit with Two Stages of Audio Frequency Amplification. The Transmitter is of the Vacuum Tube Type and is Capable of Transmitting Signals for Considerable Distances. © Kaddl & Herbert.

The New York Radio Show

THE New York Radio Show held in the Grand Central Palace, New York City, and organized by the New York Radio Exposition, admitted the radio public to its confines on October 6. It is generally agreed that it was the most successful radio show that New York has seen, not because of any elaborateness, but because it was on a firmer basis than past expositions. Comparing this exhibit to past ones, there was a noticeable difference; it was more like an automobile show. Quietness reigned throughout the entire floor upon which it was held, and the public did not turn away in disgust upon hearing screeching receivers as they were prone to do in the past. Keen was the wisdom of the men who decreed that there should be no broadcast reception at the show except on the sensitive super-heterodyne receiver in the booth of the Radio Club of America. True, loud speakers were placed at a number of points on the floor so that no matter where situated, the people could listen to the programs from local broadcasting stations, but picked up by a sensitive receiver operated by expert hands. This silence had a tendency to make the show more conservative. It certainly made more of an impression on the people than radio has heretofore ever made.

Practically all the large radio manufacturers were represented. The booths were well decorated and their appearance never failed to attract the eye of those passing by. Experts were on hand to give information to the inquisitive.

From observations covering the display of apparatus, it was evident that the general movement of the manufacturers is towards the standardization of one and two control receivers using a single tube and also the same type with several stages of radio and audio frequency amplification. Any number of loop aerial receivers were exhibited. There were also a series of complete receivers housed in cabinets designed along the same lines as those for phonographs, eliminating the usual scientific appearance and giving a more artistic touch to the whole.

It is hoped that both the public and the manufacturers will profit by the exhibition

of apparatus which was nearer to ideal design and workmanship than was evident a year ago.

The Radio trade association held a meeting during the show and we reproduce below Mr. H. Gernsback's speech.

Summarizing the Year In Radio

By H. GERNSBACK

IN reviewing the year just passed, we must admit that no great and radical changes have come about, either in the radio art itself or in the trade. Last year, just about this time, the trade was recovering from a tremendous slump, the aftermath of all booms, be they in radio or in oil. The year just passed has been rather a sober one and it has kept us busy cleaning up the wreckage left over by the radio boom which started off early in 1922 and which created the situation that was unparalleled,

not only in the radio industry, but in every other industry. The radio boom was responsible for a tremendous expansion of the radio industry, when the manufacturers were only concerned with one thing and that was production. We have not entirely recovered from the radio boom as yet, due to the frenzied rush in order to get out material which was poor and thrown on the market upon thousands of people who still have a grouch against everything and anything connected with radio.

The year just passed has witnessed one very important phase and that is, the price of nearly all classes of radio merchandise has receded from the 1922 artificial high level. Manufacturers have learned a lesson—that it is possible to make more money by selling goods for less than selling merchandise at high cost and get a few sales that are expensive in the end. Speeding up the production brings undreamed of savings.

I am not an advocate of selling goods for nothing, but I do believe that most of the radio material that has been sold during the past year was sold at an artificially high figure. What is the result? Big discounts are given to the trade which immediately invite cut prices by the less reliable section of the trade. A lower list price with a fair discount rather guarantees the upholding of the list price and such a policy is not liable to play havoc with a manufacturer as does the high list price.

The past year has also witnessed some simplification in the construction of radio sets. I believe the biggest single mistake of the radio industry today is that we insist on forcing upon the public outfits that the average man cannot operate. I doubt whether there are five people in a hundred who can operate a modern set that has five controls or more, with the aid of simple printed directions. It simply cannot be done. Radio will not be as popular as the phonograph until we have learned to build our sets with a single control. There are such sets on the market today and they are eminently successful for that reason. Your wife, your sister, and your daughter cannot operate complicated sets. And for what

(Continued on page 996)

The Radio Power Car

Not an idle dream any longer but a system that will be used in a short time. French engineers show us how it is possible to run trains or automobiles by radio power in an astonishingly new manner. Read about it in the January issue of SCIENCE AND INVENTION.

Radio Articles Appearing In the January Issue of Science and Invention

Inductance—By Armstrong Perry.
Aperiodic Primary Receiving Set—By W. L. Pearce.
Practical Notes on Loop Antenna Construction—By A. P. Peck.
"Radio Drives Radio."—By H. Winfield Secor.
Dynaphone Receivers.
Latest Designs in Radio Cabinets.
Short Antennae—By Paul Oard.
How Vacuum Tubes Are Made.—By Jack Kay.

Look for the Gold Cover

Secrecy In Radio

By Dr. ALFRED GRADENWITZ

Berlin Correspondent of Radio News

THE enormous and ever-growing popularity of radio makes it practically impossible to warrant the secrecy of radiograms, anybody within range being able to intercept what is only intended for one given person. Nor can a ciphered text prepared according to ordinary methods, i.e., with a maximum of, say, 20 exchange alphabets, be said to constitute anything like an adequate safeguard, the detecting of the "key" being a relatively easy matter. Attempts have also been made to do the ciphering and deciphering mechanically, but even in this case there is no more efficient guarantee to be hoped for.


This is why the new ciphering machine designed by Dr. Scherbius of Berlin and which is being adopted by the German Postal Department is bound to interest our readers. In fact, this machine, in point of efficiency, greatly excels anything so far known, the cipher letters being derived from upwards of 600,000 exchange alphabets, and a new alphabet being automatically switched in

(Continued on page 997)

The Automatic Ciphering and Deciphering Machine Which Undoubtedly Will Play an Important Part in Radio.



Seen At the Radio Show

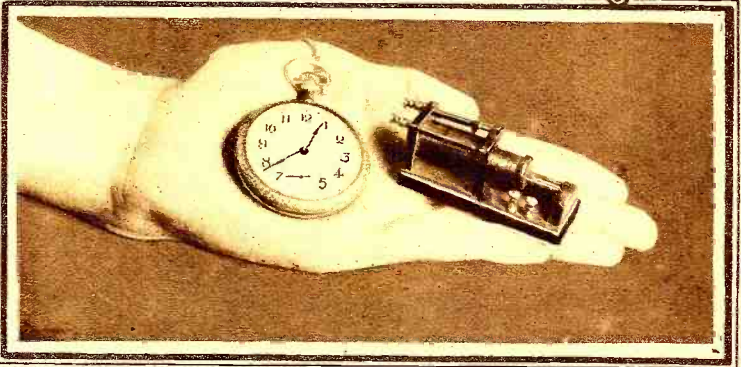


This Miniature 5-Tube Radio Set Was Designed by Sydney Kasindorf In a Contest Held at the Radio Show in the Grand Central Palace, New York City. It Consists of Two Stages of Radio Frequency Amplification, a Detector and Two Stages of Audio Frequency Amplification. Using Only a Loop Aerial, Distant Stations Are Easily Received and with Enough Volume to Operate a Loud Speaker. It is So Small That it Can Easily Be Held in the Palm of the Hand. Three Rheostats Are Used, One for Controlling the Two Radio Frequency Tubes, One for the Detector and One for the Two Audio Frequency Tubes. A Potentiometer Stabilizes the Action of the Radio Frequency Circuit. All Tuning is Accomplished by the Variable Condenser Mounted on the Right of the Panel. © Kadel & Herbert.

Another View of the 5-Tube Radio Set Designed by Sydney Kasindorf. Although Very Compact With the Transformers Very Close to Each Other, It Is So Well Designed That the Usual Deficiencies Encountered in Portable Sets Are Eliminated. Operation Is Considerably Simplified by the Use of UV-199 Tubes Which Are Not Critical As To Filament Adjustment. © K. & H.




Among the Novelties at the Radio Show Was a Huge Vacuum Tube of the Dry Cell Type. Its Construction Was Similar in Every Respect to the WD-12 Tube Manufactured by the Radio Corporation of America. A Small Red Light Was Placed in the Center of the Tube, Between the Elements, and When Lit, Presented a Very Pretty Sight. © Kadel & Herbert.




The Builder of This Miniature Loose-Coupler, Mr. M. W. Obermiller, Claims It To Be the Smallest in Existence. It Is Wound with a Very Small Gauge Enamel Wire and Has the Usual Taps on the Secondary for Changing the Wave-Length Adjustment. Note the Two Sliders on the Top, and the Miniature Binding Post. This Loose Coupler Is Capable of Covering the Entire Band of Broadcast Wave-Lengths and It Is Quite Efficient When Used with Either a Crystal Detector or a Vacuum Tube. © Kadel & Herbert


WTAM, A Battery-Operated Broadcasting Station




A Very Good View of the Massive Lattice-Work Steel Towers Supporting the Antenna of Station WTAM, Owned and Operated by the Willard Storage Battery Co., Cleveland, Ohio. In Order to Obtain Maximum Radiation of Energy, a Large Counterpoise is Used Instead of a Ground Connection. This is Suspended Directly Underneath the Antenna and About 15 Feet from the Earth.



The Entire Operation of This Station is Controlled from the Switchboard Shown in the Above Photograph. This Includes the Power Amplifiers and the Various Meters That Tell at a Glance the Performance of the Transmitter. This Station is of Unusual Interest, as the Power for Operating is Obtained from Storage Batteries Instead of a Motor-Generator.





A Rear View of the Transmitting Panel Showing the Large 250-Watt Oscillator Tubes and the Smaller Modulator Tubes. The Antenna Inductance is Seen Directly Above Them. This is Composed of Heavy Copper Tubing. Note the Tickler Coil Coupled To It.



A Section of the Bank of Storage Cells Used at WTAM for Operating the Transmitter. The Advantages of Using a Pure Direct Current Are Shown in the Perfect Modulation of All Material Transmitted from This Station.

Broadcasting Station, WRC, Washington D.C.



An Interior View of Station WRC, Showing the Receiving Set and Control System on the Table and the Transmitter Panels in the Background.

WRC, a New Broadcasting Station of the Radio Corporation of America, Was Opened Recently. It is Practically a Duplicate of Station WJZ at New York City. The Large Steel Towers Are Atop the Riggs Bank Building.

LOCATED in the Mount Pleasant District, one of the highest points in Washington, D. C., where the antenna wires are suspended 150' above the street level, a giant broadcasting station WRC, located at the New Riggs Bank Building, 14th Street and Park Road, was opened recently by the Radio Corporation of America, the company which owns and will operate the station.

The operating table is in front of the transmitters and on it is a small box

through which the operators may throw in either of the powerful transmitters and listen to the outgoing program at various stages of its progress. On this table also, is a microphone that the operator on duty may cut-in and talk to the "unseen audience" himself, should this be necessary at any time. By means of an inter-communicating phone he may talk to office, studio and reception room or may be called by them. Because the law requires that a transmitting station must


constantly listen in for distress signals from ships, a highly efficient receiver is provided.

The motor-generators are housed in an adjoining sound-proof room, so their low hum may not disturb either artists or operators. Two machines are provided, one for each transmitter. Each of these powerful units consists of a single motor driving two generators, one of which supplies 2,000 volts for the oscillator and

(Continued on page 918)

The Proof

By ALLISON PHELPS



Again the Harsh Laughter of Tom Whitley Coming Out of the Loud Speaker Filled the Room.

A SMILE of gladness spread over the attractive face of Audrian Waite as she heard the sound of Tom Whitley's footsteps in the hallway. Hastily, she rolled her sewing into a compact bundle, dropped it into a work basket and sprang eagerly to the door. She admitted a tall, flashily handsome man who smiled hungrily at her as he laid aside his hat and examined her flushed face critically with bloodshot eyes.

"Tom!" Audrian cried, happily. She held out both hands to him in greeting.

Tom Whitley's too-wide eyes narrowed. He took the girl's hands in his own and pulled her toward him. Audrian caught the odor of whiskey on his breath as he grasped her roughly and forced his hard lips to her soft ones. She was startled by the tempestuousness of the embrace. It was the first time Tom had kissed her and she was not quite pleased with the result. It left her trembling, disgusted. She endeavored to push him away from her, but he held her slight figure tightly and pressed his scarlet face close to hers.

"Tom!" she breathed, "you mustn't!"

"Why not?" he queried loudly, "what's the matter? Can't a fellow kiss his fiancée?"

A calm, annoyingly cool voice, which was not Audrian's answered him. Whitley looked up sharply and frowned at the white face of a frail youth who had entered the room.

"Certainly," said the voice, "a fellow has a perfect right to kiss his fiancée—that is, he has with her permission."

Hostile eyes stared into Tom Whitley's and the older man flushed under the redness, which raw liquor had brought to his face.

Audrian stepped between the two men. "Tom," she said, "I want you to meet Joe, my brother. Joe, this is Mr. Whitley of whom you have heard me speak—the man I am going to marry."

Tom Whitley threw back his shoulders in unfeigned relief. "Glad to know you, Joe," he remarked and advanced with extended hand toward the pale youth who was sizing up his future brother-in-law with eyes in which no sign of friendliness showed.

"I'm glad of having this opportunity of meeting my sister's future husband," Joe said quietly; then, ignoring completely the proffered hand, he turned on his heel and went out of the room.

The flush on Tom Whitley's face deepened. "I guess your brother doesn't like my looks very well," he said to Audrian when Joe was gone.

"Joe's funny," she answered. "He'll like you as well as I do when he knows you better. But he is inclined to be jealous. You see, he and I have been very close since mother died and Joe's chest was crushed in that terrible automobile accident. Joe hasn't been able to work since, and I have had to take care of him. But he is older than I am and he feels that he must watch out for me."

"Humph!" grunted Whitley, "seems to me you're old enough to take care of yourself."

"I guess I am," laughed Audrian, "but Joe doesn't think so. I suppose I'll always be 'Baby Sister' to him."

"You'll soon be Mrs. Thomas Whitley," he told her. "When that day comes you won't have to worry about Brother Joe any more." Tom led Audrian to a davenport which had seen better days and pulled her down beside him.

Audrian sighed. "It makes me glad to hear you talk that way," she said to him. "I wouldn't think of marrying a man who wouldn't be good to Joe. Joe is sensitive and proud. He used to be big and strong before the accident. It hurts him now to have to be dependent upon me. I don't know what he would do if he didn't have his radio."

"Radio?"

"Yes. Joe is an enthusiast of the new rage. From early morning until late at night he sits in his little back bedroom and works on the new audion detector he is building, or listens on the little crystal receiver he made some months ago. He is anxious to finish this new set, but in order to run it he has to have some batteries and some kind of a light he calls a vacuum tube. Those things cost a lot of money, but I'll get them for him—some way or other."

Tom Whitley was not interested in radio. In fact he was not interested in much of anything except Thomas Whitley and Thomas Whitley's own passions. Tom had

(Continued on page 960)

Toll of the Sea

By HOWARD S. PYLE

SITTING huddled in his chair, firmly lashed to a convenient stanchion, Harry Myers, wireless operator on the lumber carrier, *Sea King*, Bellingham for San Pedro, grimly fought to maintain his equilibrium in the little cabin, rolling wildly with the sturdy little vessel bucking the seas off Tatoosh.

The full fury of the storm had struck them a few hours before, after leaving Neah Bay and rounding the Cape into the open Pacific. The wind shrieked wildly in the rigging and each enormous wave caused the husky little motor-ship to shudder violently, like a huge dog, attempting to shake the water from its back. It was truly a wild night and one not soon forgotten by many a Pacific mariner who unasily paced a bridge deck incessantly the night through. Official weather bureau reports from Tatoosh placed the wind velocity at one hundred and four miles per hour and the seas ran mountain high, sending a scattering spume entirely over the tiny island guarding the entrance to the straits.

Valiantly the *Sea King* plunged and dived into the great mountains of green sea rising always to meet her. Feverishly did the Chief Engineer stand by his throttle in a vain effort to control his laboring engines to meet the frequent plunges which often brought the propeller many feet clear of the water. But the fight was close—like a huge monster the turbulent waters threatened to engulf the struggling vessel in its enormous maw with each succeeding wave.

Eight bells struck—the sonorous booming coming but faintly to the small wireless cabin on the boat deck, where with his headphones

tightly clasped to his ears, one lone human exercised a ceaseless vigilance over the lives of the sixteen souls braving the terrors of the sea. It was comforting to this lonely watcher to hear the re-assuring signals from the familiar shore stations—the shrill whistle of NVL at Seattle, the deep staccato of VAE, far up the coast and the hoarse boom of KPH guarding the San Francisco district. A few insistent characters made by his hand on the little key before him and instantly would these shore stations take up his appeal and send flashing out over the wide expanse of heaving water, the call for assistance that would cheer the despair of men who were losing in their grim battle.


The door of the little cabin was suddenly flung open and in a blinding swirl of wind and water, the mate staggered into the room. "God, Sparks, what a night! The Old Man of the Sea himself must be on the rampage! All Hell's broke loose below—our steering engine quit cold and how under Heaven I can keep men at a slippery hand-wheel on a submerged deck I don't know! You'd better stick tight to your junk and stand-by for the old man's orders. We're going to try and make the straits again if she'll make the turn. And Sparks, old man, better get into your life belt—Lord knows what's to come!" With that the first officer pulled his cap closer about his ears, bundled his great-coat tight about him and forced himself once more into the elements.

If anything, the wind was increasing. Its howling in the rigging rose from a low moan to a piercing shriek. A heavy rain commenced to fall and curious zig-zag streaks of

lightning lit up the scene like daylight. To Harry, venturing a long look from his tiny port-hole, came a strange premonition that they could not last the storm. "What chance," he whispered, "—has a mere man-made vessel against the natural laws of God. We won't weather it—we can't," and so saying he reached for his life-belt in the rack overhead, adjusted it carefully to his slim body and then, starting his motor-generator, put in a short quick call for NPD, the radio station of the United States Navy, just a few miles away at Tatoosh. Shutting down his set, he waited tensely for the shore station to start its big gas engine, for Tatoosh was not blessed with a constant source of power from city lines.


At last it came, the re-assuring spark from NPD, telling him to "go ahead." Again bringing his motor to speed, Harry quickly threw his antenna to the sending position and snapped out, "MS SEA KING, eight miles off NPD, steam steering gear disabled. Hand gear not expected last. Going try for straits. Please keep your engine running and stand by; may need assistance." His spirits brightened at the cheery answer, "All right, old man, we'll watch you. Will call Coast Guard and tell 'em stand-by. Keep us informed. Good luck." Slowing his motor down, but allowing it to continue turning over, Harry settled himself more firmly in his chair and prepared to immediately meet the anticipated orders from the bridge. A smoke, he reflected, was said to sooth the nerves and he accordingly fished out a crumpled package of cigarettes and a lone match, from his coat

(Continued on page 975)



Placing His Phones and Throwing the Antenna Switch. He Grasped the Frame of the Transmitter Panel for Support, and Standing Well Braced, Called NPD in a Quick, Decisive Style, Following With, "It's An SOS Now. Hand Gear Gone Too. Ship Out of Control. Can Only Last Few Minutes. Tell Coast Guard eigh—" and There His Generator Stopped!

The Station That Broke Through To the Arctic



Until Recently, Jack Barnsley, owner and operator of station 9BP, Situated at Prince Rupert, B. C., Has Been the Only Amateur Who Has Been Able to Get Into Direct Communication with Operator Mix on Board the S.S. "Bowdoin," now in the Arctic Regions. The Accompanying Photograph of His Station Shows That Efficiency Has Been the Prime Factor. The Aerial System at This Station is Quite Elaborate, Composed of a Four-Wire Cage Aerial, with a Large Counterpoise Directly Beneath It.

The General Radio Research League

WE have two A. R. R. L.'s, a C. R. R. L. and now we have a G. R. R. L. The G. R. R. L., however, is not related to the others, being a Research League not a Relay League. Still the G. R. R. L. is doing important work, just as the others are, and is bound to flourish.

The General Radio Research League was recently organized, and so far has not spread much. Similar to the other R. R. L.'s it is not centered and it is the fair hope of the League officers that within a short time there will be at least one chapter in each State of the Union, if not more.

The purpose of the organization is to promote research in the radio field and to assist those who are seriously engaged in such work. "United we stand, divided we fall" might be the motto of the G. R. R. L. as its members are members to "help each other to help themselves."

The first Bulletin of the League appeared in October. Although quite small at present, it will probably enlarge itself as the number of active chapters increase.

Anyone interested in the General Radio Research League can obtain full information from the Secretary, Mr. Frank Eppley, 1317 E. 10th Street, Davenport, Iowa.

The German Radio Compass for Shipboard

By DR. ALBERT NEUBURGER





A novel heterodyne receiver which makes possible the obtaining of uni-directional bearings with the use of an ordinary loop aerial.



SOME 20 years ago, during the childhood of wireless telegraphy, it was rightly recognized that the electric waves were a first-rate aid in finding the position of ships by taking the bearings. If a ship came near a coast and wanted to know her whereabouts, two points of the coast were aimed at by help of a special compass, the bearing-compass. Thus two lines were found, which could cut only in one certain point. This point had to be the position of the ship.

The proceeding presumes good weather, moreover it was only then reliable, when there was no possibility of an error concerning the objects aimed at by help of the telescope combined with the compass. To

On the Right May Be Seen the Mounting of the Loop Aerial Which is Housed in the Square Box Atop the Bridge. Note the Control Cables Running from the Wheel in the Radio Room to the Loop.



A View of the Receiving Apparatus Used in Conjunction with the Loop Aerial. The Loop is Turned by the Large Wheel Attached to the Bulkhead Directly Above the Receiver.

not limited in such a degree as with optic or acoustic methods. For this reason wireless telegraphy was used 20 years ago to determine the position of ships. Professor Braun in Strassburg and later Bellini and Tosi designed apparatus for wireless bearings and in the course of time further methods have been devised.

Generally the proceeding is as follows: A ship wanting to know her position begged by the help of her wireless apparatus, for radio signals from coast or land stations. After this, the ship transmitted signals for a space of time. These were received by the stations on land and here the direction from which they came was determined. To ascertain this, a movable loop aerial was used. If such a loop is turned round its vertical axis, the sound in the headphones of the receiver becomes, as is well known, distinct and strongest in that moment when the edge of the winding is directed exactly to the transmitter. If the aerial is turned, the sound gets weaker and weaker. Its strength reaches minimum intensity after turning it 90 degrees, that is, when the axis of the windings is directed towards the transmitter. At this moment the sound stops fully. As the minimum

(Continued on page 970)

avoid such errors, sketches of the coast are drawn in the sea-maps with all the steeples, towers, rocks, villages, etc. But even then the sphericity of the earth is the cause that the bearing is only possible up to a certain distance. If the ship is situated below the horizon the objects to be aimed at are out of sight.

Then other ways of bearing have been found out, above all acoustic ones. They consist of signals given from the coast by help of sirens, etc. There are movable receivers on board the ship, which are turned round until the signals are at maximum intensity. Thus the direction is found, from which they come and again the two lines are found, which cut in the position of the

ship. Of course, the different stations at the coast must give various signals, which differ from each other and are characteristic for each station. On the water the sound is transmitted four times better than in the air. Therefore the proceeding has been changed recently insofar as it can be executed by help of submarine signals. These signals are received by very sensitive telephones below the surface of the water on the outside of the ship. From there, wires run to the bridge, where the headphones are.

BEARINGS BY RADIO

Compared to all these methods the use of electric waves offers great advantages. Above all, the distance of transmission is


Break-In Radio Relay Communication

By **LIEUT. COL. J. O. MAUBORGNE** Signal Corps, U. S. Army

IN CHARGE OF SIGNAL CORPS RADIO RESEARCH LABORATORY, BUREAU OF STANDARDS, WASHINGTON, D. C.



In this article, especially written for Radio News, Lieut. Col. J. O. Mauborgne describes an interesting automatic relay system which might be used by amateurs for long distance transmission. It was developed by the author and has been used very successfully in stations of the army radio net.



The Dunmore Relay Used in the Automatic Retransmission of Signals. This Apparatus Was Described in Detail in the July 1922 Issue of RADIO NEWS.

VARIOUS types of radio relays of widely different sensitivities are now in actual operation in various parts of the world, either for the relaying of radio telegraphic messages, or for the control of radio-operated boats, aircraft, or other mechanisms. Of these, the Dunmore Relay, described in detail in the April, 1922, issue of the Journal of the A. I. E. E.,* appealed to the writer as a decidedly practical device of great value in a net of radio stations of moderate power, such as that operated by the Signal Corps of the Army, which covers practically the entire continental area of the United States, as a means for relaying messages through one or more intermediate stations, thereby avoiding manual relaying with consequent loss of time in transit, curtailing message errors which sometimes creep into a manual relay system, and reducing not only the strain on the operators, but the total number of personnel necessary at intermediate stations of such a system.

With the accomplishment of these objects in view, the scheme of break-in relay communication herein described, was proposed by the writer to the Chief Signal Officer of the Army, about a year ago, and given a very successful trial in the Army Net. The results obtained were so satisfactory and promising that the writer is convinced that amateur relay organizations, such as the Amateur Radio Relay League, might well put the scheme in operation in their relay system, thereby speeding up the time of transmission of their trans-continental messages, and boosting their efficiency.

The first scheme proposed was based upon the need for break-in relay operation at only one intermediate station, which would serve two terminal stations.

It was early realized that the successful operation of any relay system must permit either terminal station to "break" the other terminal station, when sending, to ask for corrections or what not, without the interposition of manual operation

at the relay point, and also that the relay station should be able instantly to "cut in" on the conversation, and communicate with one or both terminal stations at the same time. Also, that the arrangements at the relay station should be such that the operator at the relay point could be instantly called upon to adjust the relay at any time by either terminal station.

For the circuits of the Dunmore Relay, the reader should refer to the article in the Journal of the A. I. E. E., by Mr. Dunmore, already mentioned.

Essentially this scheme for break-in relay communication depends upon the fact that the relay which controls the transmitter at the relay station may be actuated by any signals from one, two, or more receiving sets tuned to incoming signals of the same or of different wave-lengths, provided the output circuits of the receivers, in parallel, feed currents of equal strength into the relay, since it will

then function as well on one audio signal as another. Differences in current strengths received at the relay station from the terminal stations due to unequal distances or powers, must be equalized by amplification control.

A further requirement is that each terminal station must listen in for the signals from the relaying transmitter to ascertain if its own signals are properly leaving the relay station. This, of course, requires, in the ordinary case, a separate antenna for each transmitter and receiver at each relay or terminal station.

Fig. 1 shows a diagrammatic arrangement of the apparatus at the relay and terminal stations as actually operated in practice.

The stations represented are called "A," "B," and "C" respectively.

In the case shown, the transmitters are all tuned to different wave-lengths. Transmitters "A" and "C" are manually operated, while "B" at will, may be operated manually or controlled by the relay, R_b, which is actuated by signals either from transmitter "A" or "C."

The operation at station "A," transmitting at 2,100 meters, listens in on his receiver "A'", for his signals returning from transmitter "B" which is sending out a 1,000-meter wave, noting if his transmission from "B" is satisfactory. If not, he calls upon the operator at the relay station to make better adjustment of his relay or receiving apparatus, or of his transmitter, if the fault should lie therein.

The adjustments of the relay and the receivers, "B'" and "B'" should be checked daily or more often, if necessary, by the relay station operator, who calls on both terminal stations to send alternately while he separately adjusts his two separate receiving sets, and the output of his amplifiers, so that the signals from both terminal stations affect the relay equally. The distant stations check the accuracy of the adjustment.

The receivers at "A" and "C" stations are both tuned to the wave-length of relay transmitter "B".

One operator is sufficient for watching

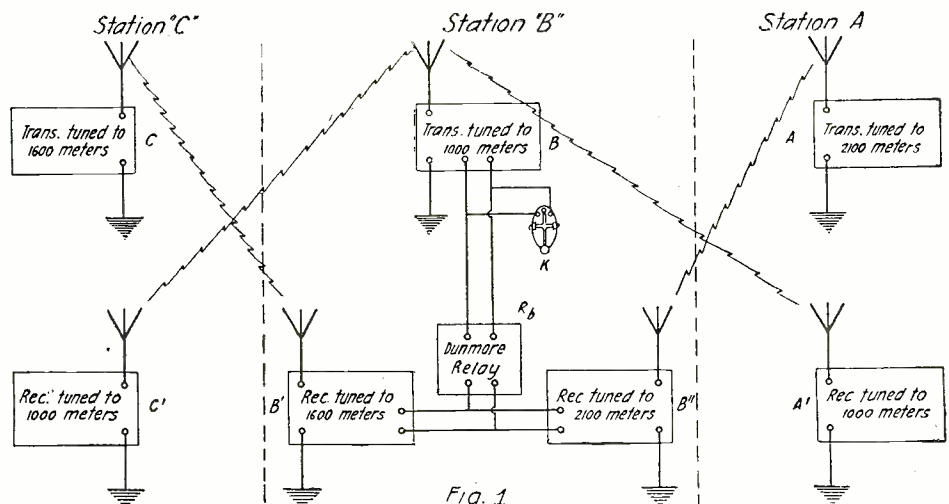


Fig. 1
A Radio Circuit With Intermediate Automatic Relay Stations. Three Wave-Lengths Are Used to Prevent Interference.

*"A Relay Recorder for Remote Control by Radio," by F. W. Dunmore, Radio Laboratory, Bureau of Standards, Journal A. I. E. E.

the reception at "B," since he can listen in on both receiving sets simultaneously by having two single-ear telephone receivers on one head-band. He also maintains a watch upon his own transmitter adjustment.

CAUSES OF INTERFERENCE

With one terminal station sending and the relay operating satisfactorily, interference with the operation of the relay may be brought about in several ways: First, by signals from other transmitters working nearby, or on almost the same wave-length. The solution of these difficulties are apparent to all practical radio operators and may involve the use of extremely loose coupling at the receivers, the use of wave traps, and perhaps of other arrangements, although when using the Dunmore relay its audio tuning arrangement assists in eliminating much of this trouble.

A second cause of interference, when the relay has to be adjusted for weak signals, undoubtedly, is strong static, particularly of local variety. Skill in the adjustment of the relay will help remarkably in the elimination of the effects of static, but even with a maximum amount of skill on the part of the operator, static elimination devices of a practical nature are still highly desirable for use with any radio relay now in the field.

A third cause of interference, from the very nature of the arrangements shown, will be that set up by the transmitting apparatus of the station desiring to break, when the signals are not coming through the relay properly, or when for any other reason, it becomes necessary to break the transmission from the distant terminal station. The ease with which this is accomplished was marvelled at by the Signal Corps operators who first worked through the relay station established for test of this scheme. Calls for repetition, O. K.'s, and other signals were made just as though the operators were working over a wire telegraph line, while the man at the relay station, until then swamped with manual relay work, settled back in his chair, put his feet on the desk, lit his pipe and said "Well, I sure can take a good rest now with that system working."

With station "A" sending, should "C" desire to break, he simply starts sending the break signal. Station "A" hears his transmission from "B" interfered with, as the break signals operate the transmitter "B" not only during the time station "A's" transmission closes the relay contacts at "B," but also between letters and words. Thus during the interval when the key is open at "A," "C" can transmit and operate the relay which will be idle at that instant. Thus a break-in signal from "C" will be heard at "A".

An interesting point in connection with this method is the fact that no interference will be experienced at the receivers "B" and "B'" from the neighboring transmitter "B," because the break signals function at the time when there is no transmission from "B," that is, between letters and words.

The operator at "B" may break the relay transmission at any time by simply operating his key, "K," which is in parallel with the relay contacts. Terminal stations listening to the transmission from "B," hear the break and stop sending until "B" has finished.

When the operator of a terminal station hears his transmission from "B" being interfered with by static from "B" or "B'", he instantly repeats his signals and continues to do so until they are correctly transmitted from the relay station.

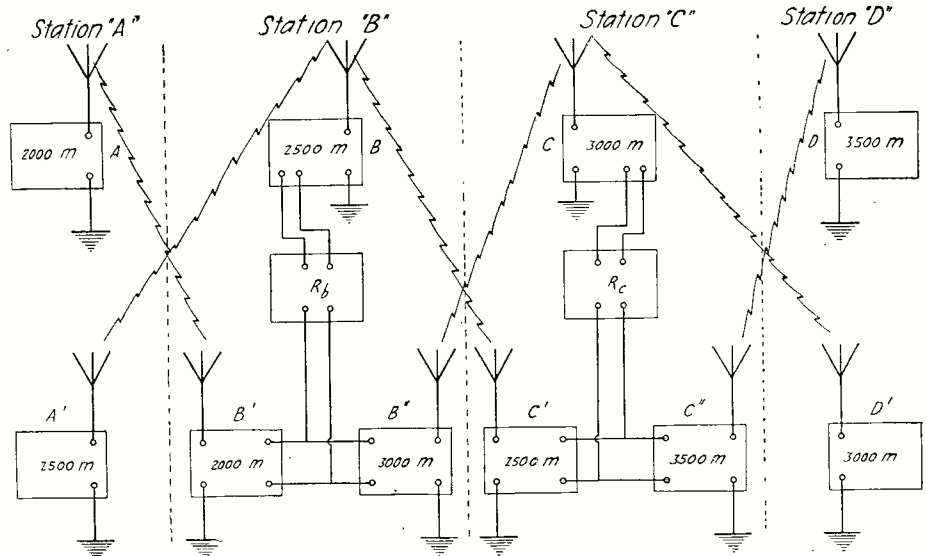


Fig. 2

By Using Two Relay Stations a Greater Range Could Be Covered. This, However, is Only a Suggested Scheme Which Has Not Been Tried Out.

While the scheme just outlined is arranged with two receivers at the relay station, so as to be able to receive two different wave-lengths from "A" and "C" respectively, it is quite practicable to have the two terminal transmitters tuned to the same wave-length, in which case only one receiver need be provided at station "B," that is, if the input currents to the relay can be arranged to be about equal for the two signals received.

Whether this relay scheme can be applied satisfactorily to a system where more than one intermediate relay station is used will depend upon the lag in transmission inherent in the adjustment of the relays themselves. So far as known, the following scheme suggested by the writer and exhibited diagrammatically in Fig. 2, has not been tried, though it offers some promise of success, within certain limits.

Given four stations "A," "B," "C" and "D" in a net, the problem is to make it possible to break-in from "D," "C" or "B," for example, while station "A" is sending.

EACH TRANSMITTER EMPLOYS A DIFFERENT WAVE-LENGTH

In the arrangement shown in the figure each of the four transmitters uses a different wave-length. The two terminal stations each use only one receiver, but the intermediate relay stations each has two receivers either of which controls the transmitter of that station through its relay. Every receiver and transmitter in the entire net has a separate antenna, "remote control" of the transmitters being arranged where necessary.

Station "A" sending is received at station "B" on receiver "B'" which actuates relay Rb, in turn controlling transmitter "B" which sends out a wave of 2,500 meters to both receivers "A'" and "C'". Receiver "C'" in turn actuates relay Rc and operates transmitter "C" which transmits on 3,000 meters to receivers "D'" and "B'". Note that therein lies the difficulty, for unless the signals from "C" and "A" are received on receiver "B'" and "B'" practically simultaneously, the lag between the two signals will cause the relay Rb to chatter or drag the signals, more or less interfering with good transmission from transmitter "B." Not only will the lag due to adjustment of the relays have to be taken into account, but also the actual time of transmission from one relay sta-

tion to another and back again, has to be considered an important lag factor. With considerable distance between the relay stations, the scheme shown in Fig. 2 is manifestly impracticable.

Whether or not break-in system can be arranged for a multiplicity of relay points along the lines last outlined, remains to be seen, but there is no doubt that the break-in relay system shown in Fig. 1 is entirely feasible, as has been demonstrated by practical test.


HOLLAND AND ITALY HAVE DIRECT RADIO SERVICE TO UNITED STATES FOR FIRST TIME IN HISTORY.

For the first time in the history of international communications, direct radio telegraphic service between the United States and The Hague, Holland, and between the United States and Coltano, Italy, has been established, according to an announcement made by the Radio Corporation of America. The opening of these services raises the total number of direct radio circuits radiating to European countries from New York City from six to eight and affects not only Holland and Italy but provides more direct routes between the adjoining countries and the United States.


The addition of these new circuits to the already existing channels of radio communication to many parts of the world materially advances the status of plans which are now being worked out by the Radio Corporation to make the United States the center of a world-wide radio communication network. Because of the centralized location of the United States, with Europe to the east, South America to the south and the Orient to the west, this country enjoys a natural advantage which helps to make it possible to link the principal nations of the world by radio around New York as the pivotal center. This plan is rapidly nearing completion, there being at present eight connections across the Atlantic and one bridging the Pacific.

The circuit to Italy is one of the longest in existence. The distance which the radio waves travel in connecting the two points in communication is over 4,500 miles or one-sixth of the way around the globe. In bridging this distance, however, the element of time is a negligible

(Continued on page 979)



From 150 to 220 Meters



Station 2BN (Can.) Owned by J. L. Miller, Montreal. On the Shelf in Top Left-Hand Corner is a 40-Wattter With a French Tube and Hartley Circuit. Directly Below is a Tampered-With (Hi!) Westinghouse Transmitter. Can Be Used for Phone (10 Watts) or C.W. (20 Watts). Power is Obtained From Motor-Generator or Line Voltage Through a Tube or Chemical Rectifier. Antenna is a "T" Type Flat Top With Six Wires, 60' and 75' High and 75' Long. A Seven-Wire Counterpoise is Used. 2BN Has Been Copied in Every District in the U. S. and Canada.

Excelsior

A CERTAIN commercial official recently stated:

"The amateur game of today seems to be a detriment to the person experiencing it. Give me the greenhorn from school and I will make an operator of him—give me some of the hams I have had and they will produce pandemonium for me! There are good amateurs, but they get scarcer and scarcer."

This calls definitely to our attention the fact that there is something wrong with our game. It is something serious and it behooves us who make up the personnel to not merely take notice, but to act and to start acting now. It was not so formerly!

There was a time when amateur radio experience was decidedly valuable to the ham who might wish to carry on and make the fascinating vocation of radio his life pursuit; there was a time when the ham was welcomed into the commercial game as an experienced man. The time has not entirely passed, but it is passing and will be entirely lost unless we make the move to straighten matters in this, our hobby.

The commercial end of the radio game has its drawbacks according to our point of view; but, commercialism does develop personal efficiency, dispatch, and service, all of which should be a big part of our goal as well as transmission efficiency. Make it your goal—the star to which you hitch your wagon—be known as a *good* operator.

Sincerely, from the sound of the air, it seems as if our high aims are gone and the

substitute is made of shoddy material—cheap tinsel, gaudy, but threadbare.

As you listen-in, think it over—as you operate, think it over, then, **IMPROVE!**

Some of us are making a big error. We are aiming at the wrong bull's eye. We make DX our idol and forget the truer gods.

The ham who brags about his DX record of so many miles has, we admit, something to brag about; but can he brag equally honestly about the ease with which he moves and handles traffic, the number of stations

he works, the sharpness of his wave, and the efficiency with which his set works? The DX record has not half the value that the other virtues have.

The bird that brags about his DX record usually has nothing else to brag about. He is usually heard on a CQ and doesn't seem to realize that a man might get distance while handling traffic. Handling traffic is considerably more fun anyway.

I, personally, get twice as much kick out of working 20 other fellows in a night and handling a bunch of messages, as I do out of a DX report. And I feel that I have accomplished something too. Yet, I will bet that any one of these fellows who are on regularly and doing something when on, have more of the same DX than the "dumbell" who cannot work, but who is heard now and then and brags about it.

A five-watt set heard only 1000 miles and doing a regular 500 to 800 mile DX communication is twice as good and useful as the 50-wattter with a 6000-mile DX record and unable to establish consistent communication.

Make it your goal to have a station with which you can communicate and not one with which working is an impossibility. Don't be satisfied with DX reports; go after the kind that say: Fb hr OM QRK gud es stdy hpe to work u oft. They mean something.


5XV.

[We have Mr. Hatry to thank for suggesting that we run a "Ham Column" and for the first "Hamitorial." We will run this column every month and place in it every interesting feature we can lay hands on. If your 50-watt tube lays a couple of 5-wattters, or if you are QSA in Africa, let us know so we can tell the gang.—EDITOR.]

NOTICE

Mr. Y. W. P. Evans, secretary of the Manchester Wireless Society, 2 Park Side Road, Princess Road, Manchester, England, would like to hear from a number of American amateurs with a view of making a series of special tests apart from those of the American Radio Relay League. His station, 5MT, will be working every week from October to the beginning of February.

Station 4PK, Owned by J. C. Hearn, Atlanta, Ga. The C.W. Set is a 20-Wattter, Delivering 2.9 Amps. To a Six-Wire Cage 45' High and 60' Long and Counterpoise 8' Above Ground. Receivers Are Three-Circuit and Honeycomb With Two Stages of A.F.



8CPY—8DKC

J. A. Wilson's station, 8DKC, located at his summer home at Gordenech Lake, Mich., will be closed from November 1, 1923, to May 1, 1924, but will be QRV for all traffic at his Kalamazoo station, 8CPY, during this time. QSLs will be greatly appreciated.

9BOL

The call 9BOL has been reassigned to Robert A. Prehm, 86 South 13th Street, Minneapolis, Minn., 10-watt C.W. Will QSL all cards.

9LE

QRA—9LE; Leonard Carlson, 820 Prospect Street, Kewanee, Ill.

3BEZ

The call 3BEZ has been issued to Raymond L. Lockett, 1212 Orren Street N. E., Washington, D. C. All cards answered.

7AIX

The call 7AIX has been assigned to S. E. Spittle, Astoria, Oregon, five-watt, A.C.C.W. Would appreciate any QSLs and will answer all cards.

3CHG

The call 3CHG has been assigned to Elmer Gabel, 412 Meredith St., Kenneth Sq., Pa. 50 watts C.W. All crds answd.

CANADIAN 3PA

Canadian 3PA has been reissued to Leonard C. Meyer, Box 65, Weston, Ontario, 50-watts C.W. Please QSL.

A NEW STATE IN THE UNION

Statistics shows that there are more receivers in a certain state than in any other. Perhaps it is the state of Oscillation.


Contributed by Henry Kaufmann.

OPEN CIRCUIT

RADIO DEALER: "Here, let me sell you a good plug."

AMATEUR: "Nope, haven't got the jack."

Contributed by Ernest Erlandson, 9DER.



Station 1CRW Located at Jeffrey Nichols Co., 971 Commonwealth Ave., Boston, Mass., is Owned by Mr. C. E. Jeffrey, Jr. and Mr. S. S. Frizzell (1SF). The Transmitter is a 100-Watt Set Using Two 50-Watt UV-203 Tubes in the Hartley Circuit With 1,200 Volts of Rectified A.C. on the Plates. The Rectifier is a Chemical Type Using 28 Quart Jars With 6 M.F. of Condenser and Two R.C.A. Filter Reactors. Filaments Are Heated by Acme Filament Heating Transformer. Grid Chopper is Used for I.C.W. and an Absorption Loop for Modulation on Phone. The Radiation on C.W. is 5 Amps. On I.C.W. 3.5 Amps. and 2 Amps. on Phone. A Low Power Set Using Two 5-Watt UV-202 Tubes With a 500-Volt Motor Generator is Used for Local Work. The Receiver is a Grebe CR-5 and an Acme One-Step of A.F. With W. E. Phones. The Antenna is a 50' Four-Wire Flat Top, 40' Above the Roof of the Building With a Cage Lead-in. The Ground is on the Frame of the Building and Water Mains. 1CRW Has Received Cards From Every District in the U. S. and Canada Also English 2SZ and Has Worked Every District But the U. S. 6th and 7th. On Phone He Has Worked 500 Miles.

Please Be Quiet During the Tests

This is a request from the American Radio Relay League to the American and Canadian transmitting amateurs and we hope that all will heed it.

The A. R. R. L., in cooperation with the leading radio societies of Europe, is conducting the fourth Trans-Atlantic Tests from December 22, 1923, to January 10, 1924. They are appealing to the transmitting amateur, asking him to please keep his transmitter silent during the period of the tests. Let us have an absolutely quiet air every night during the tests.

The American and Canadian amateurs are not scheduled to transmit at any time during the tests as it is desired to lend the best efforts at receiving European amateurs and to try to establish two-way Trans-Atlantic Amateur Communication. First of all, we American Amateurs must show that we can copy foreign amateur signals.

Hours of transmission by European amateurs (French and British) will be from 0100 to 0600 Greenwich Mean Time; 8:00 P. M. to 1:00 A. M., Eastern Standard Time; 7:00 P. M. to midnight, Central Standard Time; 6:00 P. M. to 11:00 P. M. Mountain Standard Time; 5:00 P. M. to 10:00 P. M., Pacific Standard Time. Wave-length will be from 180 to 220 meters.

These tests are open to the broadcast listener as well as the operating amateur. The European transmission will be slow, probably not more than ten words a minute. This will give everyone a chance.

THE RECEPTION OF U. S. AMATEURS IN FRANCE
By René Burlet

A number of tests have been carried on here since the trans-Atlantic tests of the past year during which time I received 48 amateur stations with a receiver that was but partially finished and the tuning of which I was not at the time acquainted with. Since the early part of August, the static has decreased considerably in these parts, so advantage was taken of this perfect atmospheric condition. On August 27 I picked up the following calls from 3:00 A. M. to 4:45 A. M. GMT.

2WR, 3VO, 8CEL, 1XCQ, 1CCZ, 4GX, 2RB, 1ABS, 1ACU, 2XJ, 1CKG, 2TJ, 8AIO, 3KM.

I noted particularly the good reception of 4GX, this station being heard numerous times. The signals were very readable on two valves, one detector and one low frequency amplifier. On August 27 I listened in from 4:15 A. M. to 4:30 A. M. GMT, but owing to QRM, it was very bad. I heard the signals from 1ACV, 8ZZ and 1ANA calling WNP. He was readable 5" from the phones. 8CMT and 1ANA were heard again on August 30. The statics and signal strength of 1ANA are noteworthy. The following stations were logged September 2 from 4:10 to 5:05 A. M., G.M.T.

2KR, 1BCF, 1ACU, 3BFU, 1ANA, 1RR.
(Continued on page 1012)



Pickled Ham:—'Nother (sniff) Tube Gone (hic!). Guesh I (hic!) Besher Get a Fils—Filshament Volshmeter.

A Balanced C. W. Circuit for Quick Wave-Length Changes

By JOHN L. REINARTZ, 1XAM-1QP



Mr. Reinartz has again come forth with some valuable information for the operating amateur. This article deals with a balanced transmitting circuit which allows for a quick change of wave-lengths and also—duplex operation! Read it, by all means!

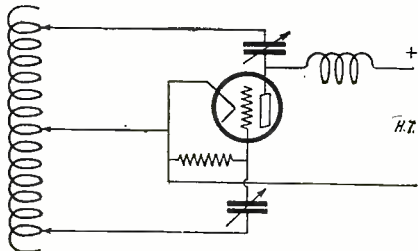



Fig. 1

A Hartley Oscillating Circuit with Pre-Determined Grid and Plate Voltage Connections.

HOW many transmitting circuits have we which will do all the things you would like to have them do? Namely, increasing your radiation meter reading; allowing any reasonable wave-length change, instantly; that is to say, from 150λ to 200λ , or which allows you to connect your receiver to it so that you may work duplex; receive and transmit over the same antenna, always being able to hear the other station between your transmitted signals; and last but not least, allow you to work your tubes at their greatest efficiency, due to a perfectly balanced circuit.

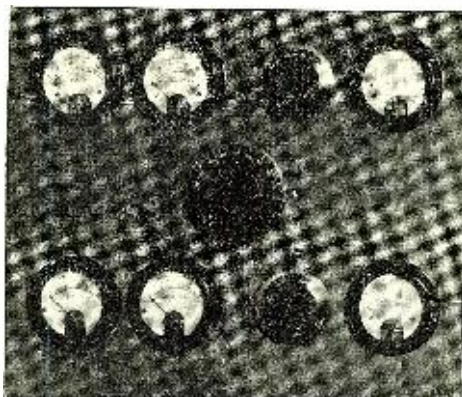
In Fig. 1 we have shown an oscillating circuit in which the proper grid and plate voltage connections have already been found to be those connections which allow the best operation of the tube. If we now shunt a capacity around the inductance, Fig. 2, with a radio frequency meter in its circuit, we will get a deflection of the meter pointer in a relation from which we can determine the output in watts, and no matter how much we raise the capacity, we will find no need to change the grid and plate connections to the inductance for better operation of the tube. That is, such connections as will raise the efficiency of the oscillating circuit, this only holding good when a pure capacity is shunted across the inductance and connected so that we have the same number of turns each way from the filament tap, and our antenna systems are mostly anything but that.

Now let us see what would happen if we substituted for the pure capacity something that would more nearly simulate our antenna systems. It would have to be both capacity and inductance, not even equal amounts for unit length, because the antenna nearly always has a greater proportion of inductance to capacity in the lead-in or vertical portion of an inverted "L" design, and the earth when used probably has infinite capacity compared to inductance. The counterpoise also has more capacity than in-



A Rear View of Mr. Reinartz's Balanced Circuit Transmitter, Showing the Disposition of the Instruments.

ductance in its make-up. It, therefore, is hardly possible to haphazardly connect antenna and counterpoise to the inductance and get results in our transmission, but just the same let us connect some capacity and inductance to the inductance of the set, as shown in Fig. 3. We are now trying to simulate our radiating system as regards ca-



A Front View of the Transmitter, Showing the Controls and Indicating Meters.

capacity and inductance in its make-up. If we now add some meters we can see just how these various elements and their relation effect the input and efficiency of the tube, so we insert a plate milliammeter and two radio frequency meters, shown in Fig. 4.

For the time being we will leave C-3 set at 100 per cent dial reading. Now set C-1 at 100 per cent and C-2 at 100 per cent, note the meter readings and change C-1

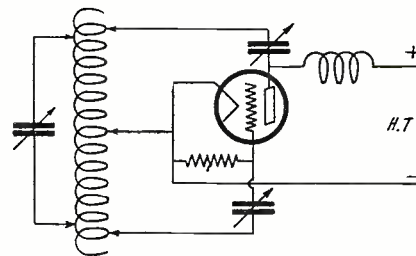


Fig. 2

A Change of the Capacity Across the C.W. Inductance Does Not Necessitate a Change of the Grid and Plate Taps. They Remain Constant.

to 50 per cent—note meter readings again. You will find that the plate meter has gone up—that both R. F. meters have gone down, but the one at C-2 reads highest, showing an unbalancing of the current in the circuit due to unequal capacities in the two halves of the testing system. Setting C-2 to 50 per cent will balance things up again. Both R. F. meters will read alike, although lower, and the plate meter has gone down again, thus proving that in an oscillating circuit greatest efficiency is obtained when there is symmetry in the circuit as regards the distribution of capacity and inductance and functions best when the current antinode is at the filament connection on L-3. When this is not the case, then the grid and plate voltages are changed with relation to each other from what they were and the operating efficiency of the tube is impaired, which must be corrected by a re-arrangement of the taps C-1 and C-2 on L-3 so that the current antinode is again at the filament connection. But we can readily see that if we use that arrangement, we cannot change the wave-length instantly and without this trouble; but if we vary C-1 and C-2 the same amount at the same time, we do not unbalance the system and we can change the wave-length instantly. This, then, is what I am going to show you how to do.

Let us take whatever antenna we have and build it over so that it becomes a 6-wire cage not greater than 18" in diameter using wire not greater than No. 14 and making the antenna not longer than 100' from set to far end. The lead-in is to be of the same construction. Then let us make a counterpoise like the antenna, suspended not nearer the earth than 5' and not longer than the distance horizontally from the set to the far

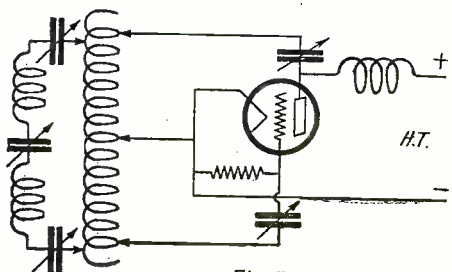


Fig. 3

The Same Circuit Built up with Inductance and Capacity as a Substitute for the Antenna System.

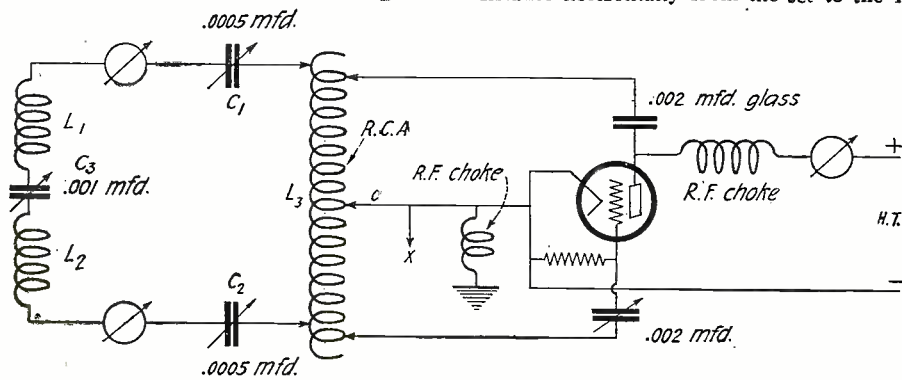


Fig. 4

When the Circuit is Properly Balanced the Current Flow is Equal at Both Ends of the C.W. Inductance. The Nodal Point is at the Filament Center Tap.

end of the antenna. Having done this, let us connect the antenna and counterpoise to C-1 and C-2 of the set, taking care to have the same number of turns from the filament tap to C-1 and C-2. Set the plate and grid tap at the last turn of L-3 in case of an R. C. A. inductance and by trial to any other make, moving the plate tap in to increase plate input. Have both C-1 and C-2 at 50 per cent dial reading and after a last look to make sure all is set, press the key. Note the plate meter and R. F. meter readings and then carefully vary the setting differing from 50 per cent. Then that part of the radiating in which the C reads lowest is too large and must be lessened. If this happens to be the counterpoise, cut it shorter one-half foot at a time and test after each cutting. When C-1 and C-2 finally read alike for the lowest plate input, the two R. F. meters will also read alike and the system is balanced. You can now change the wave-length by simply changing C-1 and C-2 at the same time to the same reading, without any worry as to the action of the tube, because you are not changing the plate and grid voltage relation.

Going back now to Fig. 4, the capacity (C-3 represents the capacity) between the antenna and counterpoise and the greater this is, the greater your R. F. meter reading, but whatever you do, balance your system as instructed.

In Fig. 4 you will find point x at the filament tap, run a wire from this point to the antenna post on your receiver and to your surprise you will hear signals with very little less strength than with the regular antenna connection. You may now press the key and transmit, using no change-over switch, always being able to hear the signal

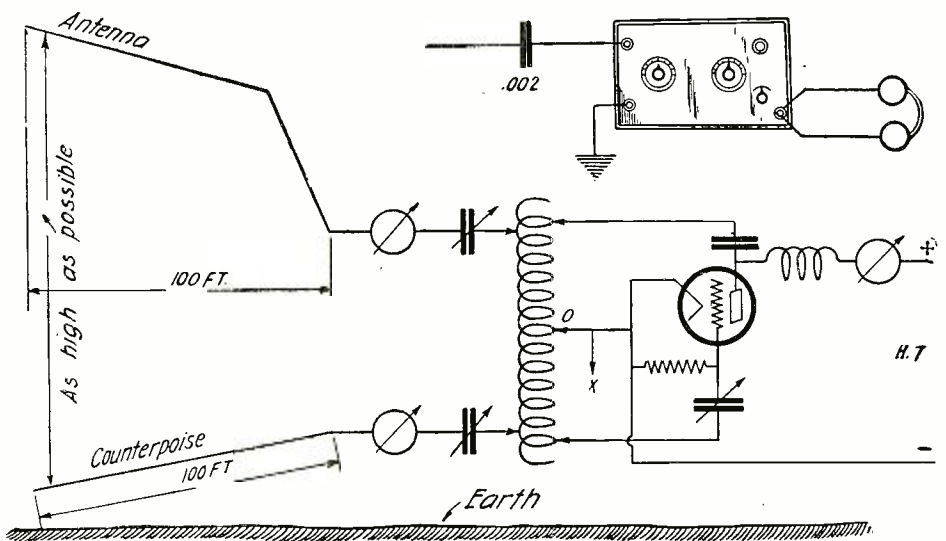


Fig. 5

Circuit Diagram of the Balanced Transmitter Described in This Article. If the Receiver is Used for Duplex Operation a Stopping Condenser is Inserted in Series with the Antenna Lead and Connected to Point X on the Center Filament Tap. In This Case an R. F. Choke Should Be Connected in the Protective Ground Lead as Shown in Fig. 4.

from the other station when you release your key, and regardless of his or your own wave-length.

If your receiver has no series antenna condenser it may be well to insert a Micadon of .002 M. F. capacity to act as an insulator to the receiver and which may avoid current flow from your filament source to earth.

In conclusion, I wish to let you know that I have had this circuit system in operation over six months and have been able to go down to 70 meters with it without trouble. Numerous tests have proven that it is good. If you have any trouble let me know, but don't fail to enclose an addressed and stamped envelope with your questions which should be precise and, if possible, short.

A Remote Control Antenna Transfer-Switch

By THOMAS W. HEINE

A REMOTE control antenna transfer-switch is something which few amateurs possess, and it is surprising that this is the case when it is realized how easy it is to construct one.

The one described in the following article is controlled by means of two push-buttons, one for receiving and the other for sending. As may be readily seen it is actuated by means of two solenoids which draw in the plungers, thus operating the switch. These are connected, through the push-buttons, to the regular Filament Lighting "A" Battery. They consume about two amperes of current, but as this takes place for only an instant, it will not run down the battery to any great extent.

The method which I shall describe is adapted to a Signal Electric Change-Over Switch, but it could probably be applied to other types, with suitable changes in construction.

As may be seen in the figure, the upright is removed from the base and mounted on a larger one in order to have room for the solenoids. These are mounted on pieces of heavy brass at the proper height.

The solenoids each consist of about five pounds of No. 18 D.C.C. wire wound on a thin brass tube, 7/8" inside diameter. Both the amount and the gauge of wire can be varied to suit each individual case. The brass tube should be about 3" long. The plungers are separate so they will op-

erate more freely and one of each is placed on a side of the upright piece. These are made of pieces of soft iron rod 3/4" in diameter and about 3 1/4" long. They are flattened on one end and holes drilled to pass a suitable machine screw.

The upright piece is made of a length of 1/8" or 1/4" brass rod. This is threaded on one end to screw into a hole previously drilled at the top of the knob on the switch. The other end is flattened and drilled like the plungers.

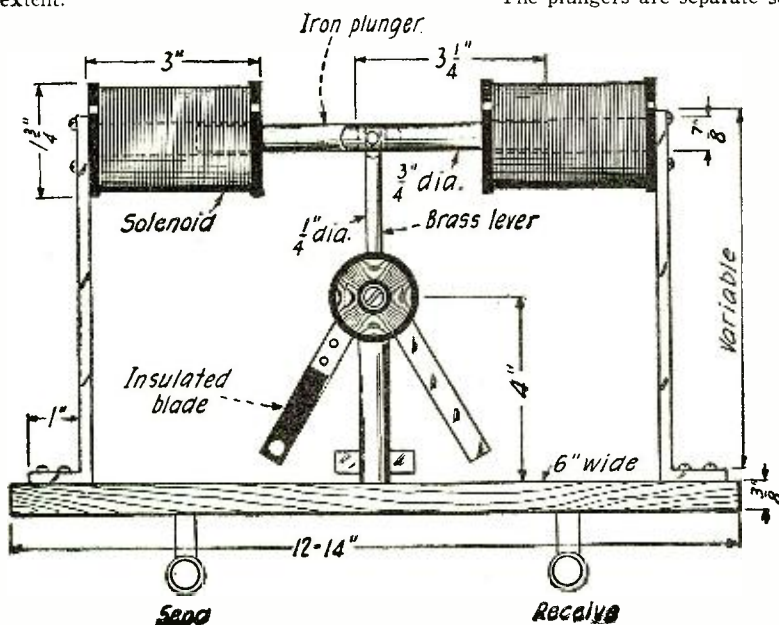
The solenoids can now be mounted on the base, which should preferably be of bakelite, the upright brass rod can be inserted in the knob and the plungers fastened in place. Connections can be brought out from the solenoids to suitable binding posts.

The solenoids are rather bulky as described above and if they are covered by a wrought-iron shell that is closed at the back, the size and amount of wire used can be reduced. This acts as the opposite poles of a magnet, the plunger being pulled to the back of the shell.

It will be well to test the switch before mounting it permanently, in order to make sure that it will operate satisfactorily. If it is too weak to operate the switch, remove the solenoids and wind on more wire, thus increasing the field intensity.

Once put into operation it will prove its worth to any up-to-date transmitting station, and the owner will be able to operate his station much more efficiently than if he used the customary method of throwing the switch by hand.

Should anyone interested desire further information concerning the details of this switch the writer will gladly furnish additional data. Just address me through the publishers of this magazine.




A Well Designed Short-Wave Receiver

By JAMES WOOD, JR.



It is very seldom that a radio magazine has the opportunity of publishing an article on a receiver with efficiency as its criterion. The set described by Mr. Wood was designed with mathematical precision and contains no excess parts. Whether you desire to build a similar set or not, you will find valuable information in this article which pertains to receiving sets in general.



The Receiving Set is Quite Simple, as Shown in the Photograph. The Variable Condenser Acts as a Support for the Inductance Tube, etc. The Long Insulating Arm on the Variable Condenser Provides a Means for Close Tuning.

EFFICIENCY is a term which is numerically represented by the ratio of the output over the input of any system. In the case of a radio receiver it can readily be seen that the results obtained will be greatly improved if the value of this ratio is brought close to unity. The receiver described in this article was designed with this point in view. Inasmuch as it was meant for the reception of continuous waves, we will consider in the following discussion only the electrical condition which exists when C.W. is being received. In other words, the condition in which the high frequency circuit is in a state of oscillation. When no signal is present the electrical state of the oscillating circuit is such that a continuous alternating current is being generated by the circuit comprising the inductance and capacity. This alternating current is kept at a continuous amplitude by the energy which the vacuum tube supplies. When a signal is induced in this oscillatory circuit (assuming straight C.W. for simplicity) and the circuit is tuned to the frequency of this incoming signal, it is evident that no sound will be produced in the headphones. If, however, the circuit is slightly detuned above or below the frequency of the incoming signal, a beat note will be produced which, when rectified, will be audible in the headphones. Now it will be readily agreed that it is the amplitude of this beat note that determines the audibility of the sound produced in the telephones. It will also be readily agreed that the amplitude of the current induced in the high frequency circuit by the incoming signal, is determined to a very large extent by the resistance of the circuit. Furthermore, the amplitude of this current determines for the most part the amplitude of the beat note. Hence the problem resolved itself into one of designing a receiver with the least possible resistance.

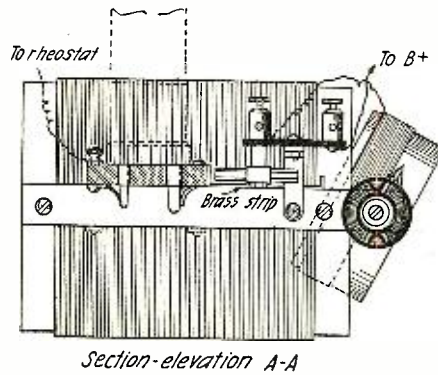
Aside from the resistance there are other ways in which energy can be lost in a receiver. The two most important are faulty insulation and capacity coupling between parts of the set that should not be coupled. Faulty insulation is notoriously common in the cheaper grades of instruments especially condensers. Bakelite or a good grade of

hard rubber are generally considered to be the best materials for condenser insulation. Capacity coupling between the various parts of the set can be greatly reduced by reducing the length of the leads and by avoiding the use of all unnecessary metal parts.

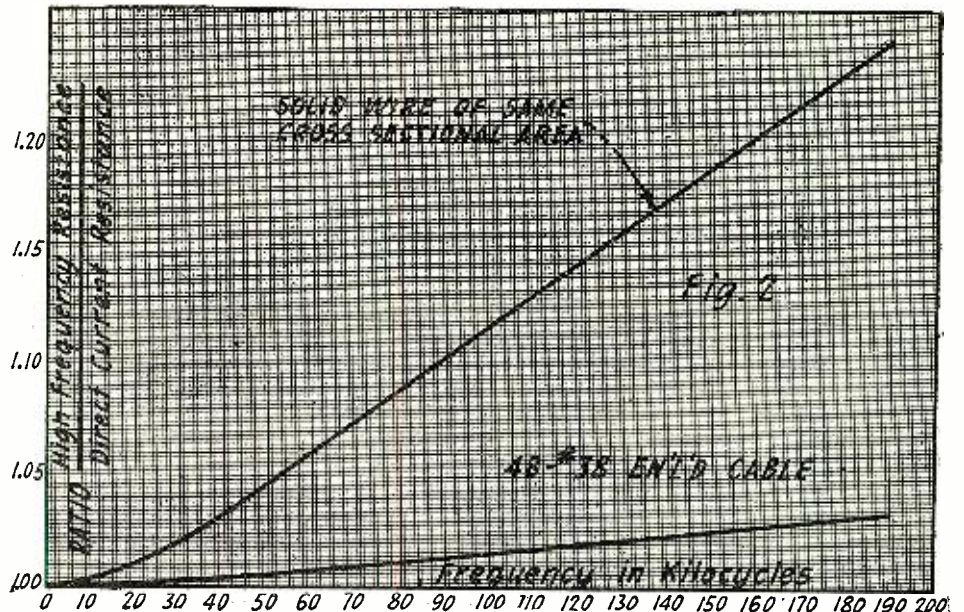
The way the resistance of the receiver was kept at a low value and the way other losses were reduced to a minimum will become apparent as the various parts of the set are described.

INDUCTANCE

The inductance is of rather original design. It consists of 60 strands of No. 40 single cotton covered wire twisted slightly to form a cable. It is well known that at high frequencies alternating current flows along the surface of a conductor and that the interior of the conductor carries only a small portion of the current. It is evident then that the greater the surface of the conductor the lower will be its high frequency resistance. This explains the use of the Litz. The writer has noticed occasionally in various periodicals the statement that Litz is of no particular advantage below 300 meters. He believes this to be untrue and as evidence offers Figs. 1 and 2. Fig. 1 illustrates the difference in the amplitude of the current which flowed in a circuit to which were connected a Litz and a solid wire coil in turn. The C.W. oscillator or driver used was tuned to the frequency of the circuit (857 kilocycles or 350 meters). Each inductance was connected in turn to a condenser and thermo operated milliammeter and the current curve plotted as shown. As can be clearly seen, about five times as much current flowed in the circuit when the Litz coil was connected as when the solid wire coil was used. In view of this great difference, it seems hardly logical to suppose that the mere reduction of 50 meters would so alter matters as to make the resistance of the solid wire coil less than the resistance of the Litz coil. If this is not convincing consult Fig. 2. In this curve the ordinate distances indicate the number of times the



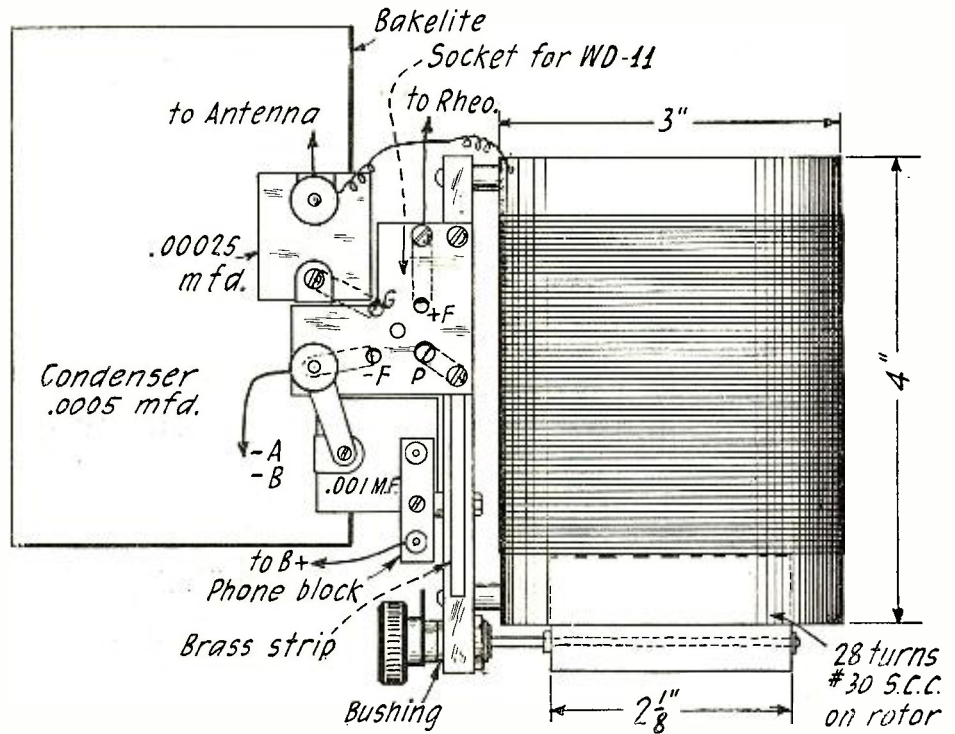
Details of the Antenna Inductance and Tickler Coil. For the Reception of C.W. This Coil is Set so That the Tube Oscillates and is Left in That Position.



A Curve Illustrating the High Frequency Resistance of Litz and Solid Wire at Various Wave-Lengths. It is to be Noted That the H.F. Resistance of the Solid Wire Increases Very Rapidly With an Increase of Wave-Length.

high frequency resistance is greater than the direct current resistance; that is, the ratio of the high frequency resistance to the direct current resistance. As can be seen from the upper curve, which is for the solid wire, continually departs from the lower curve and it is evident that the higher the frequency the greater will be this departure.

The inductance consists of 24 turns of the Litz on a dry unshellacked cardboard tube 3" in diameter. It is important to remember when winding the coil not to jam the turns together, as this increases the distributed capacity and raises the minimum wave-length range of the receiver. Both these effects are, of course, undesirable. It is absolutely necessary that the leads from the ends of the inductance be very carefully soldered. Otherwise the resistance of the joints may be of such a value as to entirely counteract the lowering of the resistance gained by using the Litz. The best way to make a good connection is to unwind the cotton insulation from each strand individually. This is a very tedious procedure, but since only two such connections have to be made, it is feasible to use the method. After all the strands have been uninsulated they should be twisted slightly together and dipped in molten solder. While the latter is still in the molten condition, the strands should be twisted tightly. This will insure the reaching of the inner strands by the solder as well as those on the outside. Care must be taken not to break any of the strands, as a few broken ones will cause enough energy loss to entirely counteract the benefit derived from using the Litz.



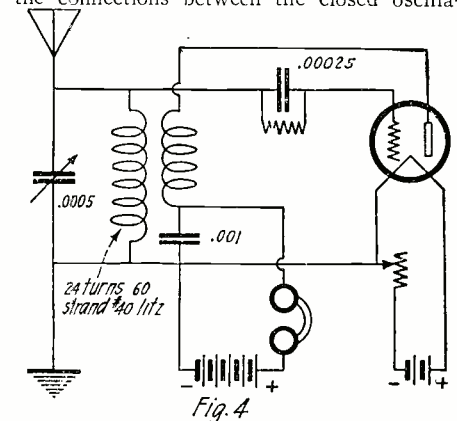
Constructional Details of the Entire Receiver. Note That All of the Apparatus is Supported by the Variable Condenser, the Binding Posts of the Same Being the Supporting Members.

capacity and in addition are of such small size as to permit the use of very short leads, as can be seen from the illustrations. Two such condensers will be needed, one for the grid circuit (.00025 mfd.) and the other for shunting across the phones and "B" batteries (.001 mfd.). The condenser across the inductance is one of the variable, air dielectric type. The capacity is approximately .0005 mfd. It is very important to see that the end plates of this condenser are made of good insulating material such as bakelite or a good grade of hard rubber. Fibre must not be used under any circumstances as it is often of such poor insulating quality that the strength of the incoming signals is noticeably reduced by its use. It is very desirable also to have a flexible cable lead from the movable plates, as a friction joint is very apt to be noisy in operation.

As will be seen from Fig. 3, the wave-length curve of the receiver is nearly a straight line. This obviates the necessity of giving the movable plates the involute shape. The figures show the constructional details of the receiver. The dimensions are not given, since these will almost certainly be different in each individual case.

In order to cut the length of the leads down as much as possible, the tube socket was made up especially for the particular

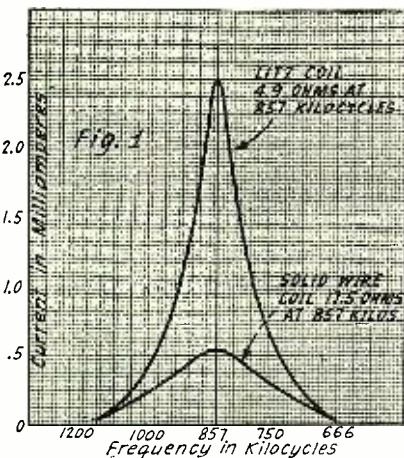
arrangement. The springs which make contact with the tube prongs are themselves the connections between the closed oscilla-



Circuit Diagram of the Receiver. It is Virtually a Single Control Affair as it is Not Necessary to Readjust the Tickler After the Circuit is Once in an Oscillating State.

tory circuit and the tube. The fixed condensers are so placed as to make the leads to them of minimum length, and it should be noted that there is no pretty square cornered wiring. All connections are made as direct as possible. There are only two leads in the high frequency circuit that are more than 1" long, the flexible cable from the movable condenser plates and one tickler lead. Both of these are about 2" long. A long handle should be provided for the condenser to aid in preventing body capacity effect and to allow close adjustment. None of the metal parts should be of iron, since this metal in the vicinity of the instruments induces losses.

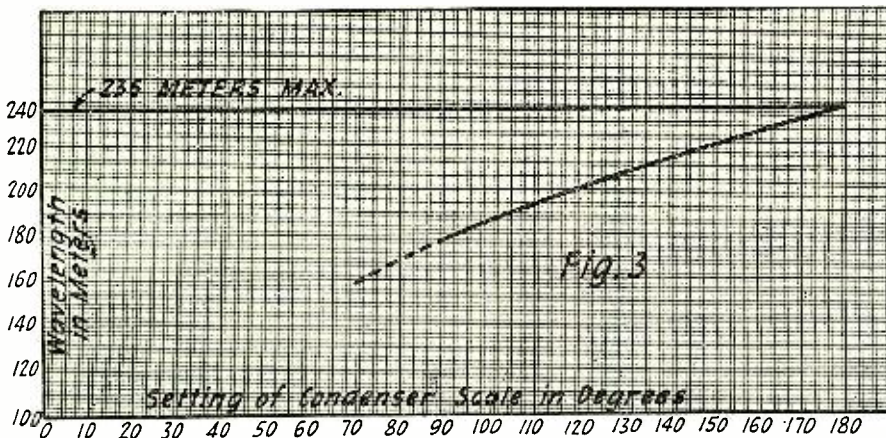
The hook-up is shown in Fig. 4. As can be seen, it is nothing radical. Just the good old standby. A tickler coil is used for feeding the energy from the plate circuit back to the grid circuit. A tuned plate circuit can, of course, be used, but this makes one more variable adjustment and then the receiver can no longer be termed uni-controlled. The tickler is not varied at all through the entire range of the receiver once the circuit is in a state of oscillation. It is well to point out also that the method used for coupling the antenna to the closed circuit is such (Continued on page 993)



The Amplitude of Incoming Signal Energy is Considerably Increased if Litz Wire is Used as Shown by This Curve.

CONDENSERS

All the fixed condensers used are Dubilier Micadons No. 601. These condensers have the advantage of remaining fixed in their



The Wave-length Curve of the Receiver Described in This Article. It is to be Noted That the Curve is Nearly a Straight Line, a Condition Not Found in the Average Amateur Receiver.

Some Suggestions on the Design and Construction of Aerials

By L. W. HATRY, 5XU

The difference between a bad and a good aerial is radiation plus carrying power. Mr. Hatry has had practical experience with most every form of transmitting aerial. He gives you his best in this article. His advice is well worth following.




Fig. 4

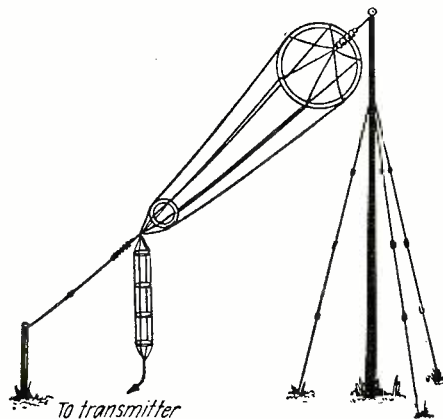


Fig. 7. Where Space is Limited, This Type of Aerial is Ideal.

A Type of Aerial Particularly Adapted for High Power. It is a Good Radiator Though, No Matter What the Power May Be, and Will Conform to the Physical Characteristics of the Usual Location.

It is my purpose to give a number of practical articles that will cover your C. W. transmitter from the aerial to the ground in such a manner that it will leave you in no doubt as to what to do and will clear up, to a certain extent, doubts as to why you do it. Furthermore, theoretical forms will not be discussed because it is the thing that works that counts and on which we desire to expend our time and money.

As usual, with a series of this sort, the proper place to start is at the aerial, so we will consider a number of things or rather a number of possible situations and how to overcome them; how to suit each at its best.

Presume at first that you are situated normally with a couple of poles a reasonable distance apart and a five-watt transmitter. The simplest aerial you can make for the purpose would be a two-wire "L" or "T" type, depending on the length you must use, made as in Fig. 1. This should have the jumping wires, as shown, as they are a help. The spreaders should have a width of at least 10' and the bridles should be connected in the circuit. Insulators should be installed after the bridle as shown at one end, and should be glazed porcelain such as the 10" Fleron or else Electrose. A very good insulator is formed of an 18" length of plate glass 1 1/2" wide with a 1/4" hole, 1" from either end. Do not place two insulators in parallel as in Fig. 2. It is best to have two of the 10" insulators in series at the free end of the aerial, as shown at the end in Fig. 1. Make the lead-in as in Fig. 3, which forms an efficient two-wire cage.

WORK ABOVE THE FUNDAMENTAL

Ballantine says the best wave-length on which to work an aerial is the fundamental, but everyone does not agree with him so that just about now we've come to figure on, about 10 per cent, or perhaps a little higher above the fundamental, as a suitable wave so as to avoid the use of the series antenna condenser. Personally, I don't believe in working on the fundamental, as it has never been successful with me, whereas I know that good results can be obtained about 10 per cent above the fundamental and feel sure that 20 per cent is not too much. A simple way to worry about the wave

and settle the matter is to decide on a maximum of five turns of antenna inductance being necessary and use as much less as will give good antenna current. Of course, your conditions may prevent this.

Perhaps you have no wavemeter and are aiming to make an aerial for a definite wave. The simplest way to get at it is to use the age old formula of multiplying the overall length, plus the length of the lead-in, by the constant 4.5 for a big cage flat top, two cage top, tapered cage top of any size, or multi-wired aerials of conventional type, 4.2 for the small cages and 4 for single wire

aerials. If your aerial is large and not very high this constant might go to 5. Divide the results by 3.1, if the length is in feet, and the resultant will be the wave in meters, approximately and close enough for your purpose.

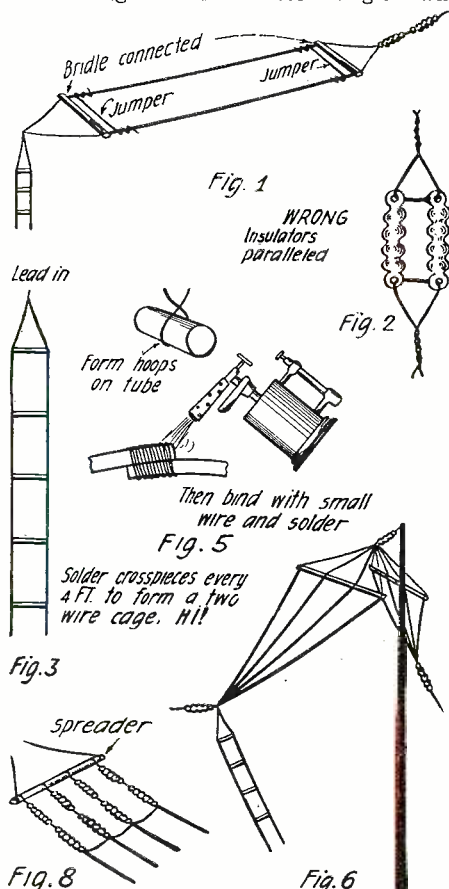
A SMALL CAGE IS A GOOD RADIATOR

A better aerial for the five-watt set is a single 4" in diameter cage of four wires. This is more work to build than the two-wire flat-top but is easier to support. It is also more expensive to construct and unless you feel that you want the best above all things, those items might make the two-wire serve the purpose. It must be admitted that the small cage is not much better than the two-wire, except on more power. If you are planning on increasing the size of your set soon then it would be a good idea to construct the cage to start with, for it will serve up to 20 watts, well. This small cage is advisable for aerials from 25' to 40' high and at that height will serve well with almost any power.

A TWO-WIRE CAGE FOR HIGH POWER

When your aerial can be 50' in minimum height and you have 10 watts or more, we come to a slightly different design. Notice Fig. 4 which illustrates an aerial for powers up to 250 watts. The "wires" are formed of two small cages not larger than 6" in diameter, though I would say use 4" or smaller, but you might be governed by circumstances. The hoops can easily be made of No. 10 or larger wire and should be formed on a tin can or something round, bound with small wire and soldered as in Fig. 5. The lead-in is formed as shown, and the large cage has a maximum diameter of about 4' and tapers within 5', or less, to 4" in diameter, and continues the small size to the lead-in insulator. The large diameter has six wires to achieve the symmetrical appearance and to get capacity. At the height mentioned a cage of from six to eight wires and one foot or more in diameter will work, but is not quite so good. Its ease of construction might prove advantageous, however. Make the lead-in always of the small cage.

When you build the "T" type aerials the general construction is the same, except that the lead-in comes from the ex-



A Few Pointers in Aerial Construction That Are Worth Following if Your Aim is Efficiency.

C. W. and Radiophone Transmitters

By L. R. FELDER

Part IV

In this article Mr. Felder describes a number of methods of modulating the current in low power C.W. transmitters for radiophone work. They are all simple, and can be used very nicely with five-watt sets.

THE first half of this series of articles on C.W. and radiophone transmission was given over to a consideration of C.W. oscillating circuits. These circuits constitute the generator end of the radiophone system. By means of these circuits radio frequency oscillations are generated. In order that these radio frequency oscillations should be able to carry or transmit intelligence they must be modified in some way which is characteristic of the message to be transmitted. Thus in telegraphy they are modified by "keying." This constitutes the method of C.W. telegraphy. This system obviously requires that the intelligence to be transmitted be first thrown into some codes and after reception this code must be again translated into understandable language. These stages of translating the message into code and from code may naturally lead to errors. To eliminate the possibility of error it is, of course, best to transmit speech directly, as is done over the land wire telephones. This gives rise to radiotelephone communication.

In order to transmit speech via radio it is necessary to again generate radio frequency oscillations, and the circuits described in the first three articles of this series are suitable. It is then necessary to modify these oscillations so that they will carry the speech message. This process is called "modulation." The radio frequency oscillations act as the agent which carries the speech from the transmitter to the receiver.

These radio frequency oscillations are, therefore, called the "carrier wave." The process of modulation in radio telephony consists in superimposing the speech signals on the carrier wave in such a manner that the signals will be efficiently transmitted. Also they must be superimposed on the R.F. oscillations in such a way that no distortions occur, and so that they are transmitted in their true and original form, undistorted. For, if the signals are distorted they will not be intelligible at the receiver and no advantage will be gained over the system of telegraphic transmission of dots and dashes. Our present problem, therefore, is a discussion of the various circuits and methods for suitably modulating a radio frequency wave, and thus transmitting speech via radio.

A Transmitting Circuit for Low Power Work Employing Modulation Similar to the Absorption Loop Method.

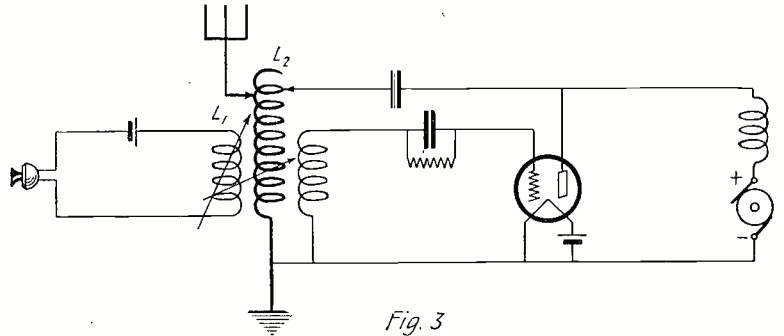
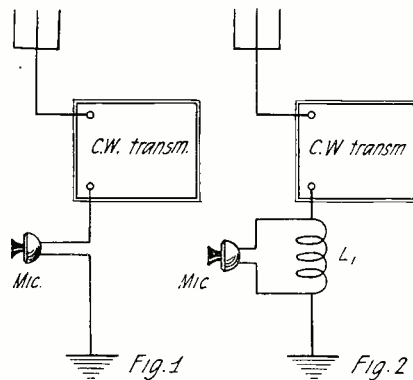


Fig. 3

There are numerous methods and circuits for modulating, but certain methods are applicable only in certain cases. We will begin with the simplest and lead up to the more complex ones. It so happens that the simpler modulation systems are those which

is made to vary by means of speech. If the resistance of the microphone varies exactly in accordance with the speech impressed on the microphone, then the antenna current will likewise vary in accordance with the speech, and the R.F. oscillations will be modulated by the speech. These modulated R.F. oscillations are of course transmitted, and when received are re-converted by the detector into the original speech signals.



Two Simple Methods for Modulating the Current in Low Power Radiophone Transmitters.

It will at once be evident that such a system is not suitable for high or medium powers, for the entire antenna current flows through the microphone, and microphones (good ones) are not built to carry much current. In fact, if they carry considerable current, the carbon granules heat up and "pack." When the microphone packs, the carbon becomes insensitive to change in pressure due to vibration of the diaphragm, and hence does not operate or becomes very insensitive. This is frequently evident when talking over the regular land line telephones. The party at the other end of the wire hears you well at the beginning of the conversation, but after a while the speech intensity begins to fall off. This is due to the carbon granules of the microphone heating up too much and packing. If the microphone is tapped the carbon granules are agitated and regain their original condition, when the speech is again loud. Too much current through the microphone will, therefore, result in poor operation, low modulation and distortion, and hence this system is not used except for very low power sets.

(Continued on page 994)

are applicable to the low power sets, some of which have been described in Part II of this series, Nov., 1923, issue of RADIO NEWS.

MICROPHONE IN ANTENNA

For very low power sets, up to not more than 5 watts, the simplest radiophone system to employ is that in which the microphone is inserted directly in the antenna, Fig. 1. The simplicity and inexpensiveness of this system make it an admirable beginning for those amateurs just going in for radiophone transmission. The only additional apparatus required—assuming that the C.W. oscillation transmitter is already available—is a microphone, and since the microphone is needed regardless of what radiophone system is employed, the investment is not at all wasted. The manner in which this simple system modulates the radio frequency is as follows: When the microphone is idle, that is, when it is not spoken into, the radio frequency oscillations in the antenna have a certain definite amplitude, determined by the resistance of the antenna and of the microphone. When it is spoken into, the speech waves striking the microphone diaphragm cause the diaphragm to move back and forth, as a result of which the pressure on the carbon granules in the microphone varies. This in turn produces changes in the resistance of the microphone, and hence the antenna current

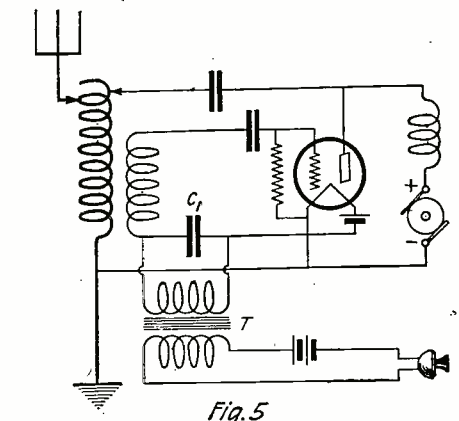


Fig. 5

A Means by Which the Grid Current is Modulated. This is Also a Good System for Low or Medium Power.

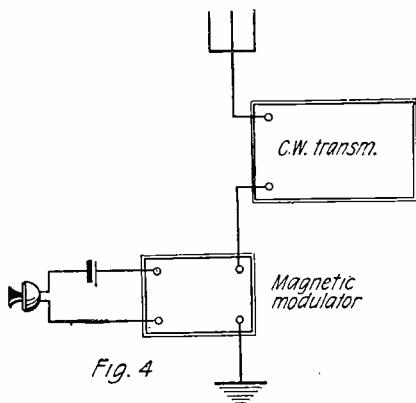


Fig. 4


The Use of a Magnetic Modulator in Connection With Low Power Transmitters is a Very Effective System.

A Transmitter That Will Work With Plenty Of Five-Watt Tubes

By L. W. HATRY, 5XU



When a number of five-watt tubes are parallel in a transmitting circuit the elemental capacity increases considerably and it is necessary to decrease the number of turns in the plate circuit to such an extent that the tubes fail to oscillate and it is necessary to increase the working wave. Mr. Hatry explains a method by which this can be overcome.



A View of Mr. Hatry's Transmitter Employing Six Tubes. The Parts Are: (1) Plate Coil, (2) Grid Coil, (3) Grid Tuning Condenser, (4) Second Grid Coil, (5) Antenna Load, (6) Antenna Coupling Coils, (7) and (8) Ground and Filament Center Tap Terminals.

ONE of the many difficulties we hams have had to contend with has been the fact that we have had to use larger powered tubes rather than many small ones to get the higher powers. To use more than four of the well-known five-watt tubes has proved very inefficient because when they were paralleled, the number of turns included in the plate circuit became such a small amount that the increase became a detriment instead of an advantage. This is due to the increased capacity present when the tubes are paralleled which requires a reduction of inductance to retain the working wave. So rather than put out the price of the larger tubes, most of us just simply overloaded the fivers, figuring that an occasional small sum was an easier way to pay than one big sum.

Now from the usual set employing four of the so-called five-watt tubes with about 500 volts D.C. on the plates we generally get an antenna wattage varying from 40 to 70 watts approximately, depending on the efficiency of our set. A single 50-watt tube delivers about 75 watts to the antenna when used at rated plate voltage (1,000 volts) and as the fifties don't, as a general rule, stand the overload as well as do the fivers, we are not gaining much by the use of the larger tube and the use of the small ones avoids having all our eggs in one basket, as Kruse says. The next thing that comes to mind is to overload the tubes some more to get a higher output and this is practical to a certain limit which is safely represented by 850 volts. Try it on up, if you want to, but watch out for sudden decreases. *Keep your filaments at rated voltage!!!* Also, we usually find it difficult to increase the generator so that A.C. is used and A.C. is best used in a self-rectification scheme.

We use the self-rectification for one reason only, and that is to get a decent readable note. This is important and I strongly advise it. There is one thing to remember with self-rectification, which is that the an-

tenna ammeter is no longer the criterion of your antenna power. It can't be compared to a D.C. reading (D.C. plate supply). In other words, 2 amperes furnished by a D.C. C.W. set is lower power in the antenna than two furnished by the ordinary A.C.C.W. set.

At any rate, we want a set that will work with plenty of fivers to get power if we want it, and one to which it is possible to add a little at a time, insofar as the tubes are concerned. This is possible and a set designed to use up to six or eight five-watt tubes is described here. At any rate

it will give better efficiency than the familiar methods which make this quantity of tubes a disadvantage rather than an advantage.

Referring to Fig. 1, the plate circuit difficulty was overcome by having a plate coil for each bank of tubes. Self-rectification is shown, but D.C. can be used and can be connected as shown in Fig. 2. (See page 978.)

Here's the dope: L1 and L2 are duplicate coils of 20 turns each of No. 12 or larger wire. The wire is spaced for insulation and a form 4" in diameter is a good size. These should be mounted at right angles when assembling the set. LL is the grid coil which is in two parts as shown, 15 turns being wound on the same form as the plate coil but in the opposite direction. Follow my system of connection as much as possible. Space the plate winding and the grid winding about 1/4". No. 18 D.C.C. wire should be used, or larger if desired. The antenna coupling inductances L''L'' are two turns of No. 8 or larger wire around each plate coil and of such diameter to be equidistant 1/2" from the plate winding. It is possible to use a single turn in each antenna coil and thereby work your antenna, very, very close to its fundamental if you believe in that. L3 is the antenna loading inductance and is made much like the plate coils except that it should be wound with No. 8 wire and needs only about 15 turns. For all these coils except the grid, tap every turn, or fix it so that you can get a single turn variation. The condensers CC are each .002 mfd. and should be able to stand about 3000 volts or more. Condensers cc are .006 mfd. micadons and are necessary. Condenser C' is the grid tuning condenser and should be a good one. The capacity is .001 mfd. or 43 plates. Additional tubes are, of course, connected in parallel and it is preferable to add in pairs although the set will work with odd values. The R.F. chokes are made up the way they are shown for efficiency.

(Continued on page 978)

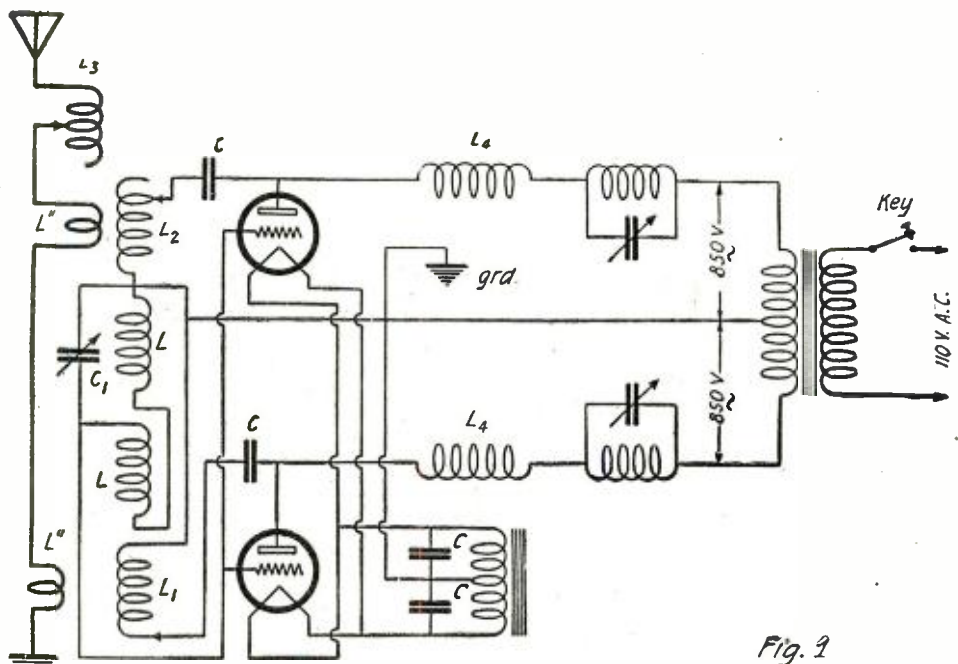


Fig. 2

Circuit Diagram for Two Banks of Five-Watt Tubes. Extra Tubes Are Parallel to the Two Shown. The Two Tuned Chokes in the Line Circuit Are Important Factors in the Operation of the Set.


High Power Radio Station Without Antenna Masts

By Dr. ALFRED GRADENWITZ
Berlin Correspondent of Radio News

A REMARKABLE radio station is being installed by Messrs. C. Lorenz, of Berlin, between the Kochel and Walchen Lakes, the last-named of which has recently often been referred to in connection with the mammoth power station now in course of construction, which is to supply electric energy to Upper Bavaria.

Inasmuch as the cost entailed by the installation of antenna masts, of course, constitutes a very considerable portion of the total building expense of a high power station, an attempt has been made to do without any antenna masts by installing such stations in high mountain districts, where natural level differences admirably lend themselves to this kind of installation. While endeavors such as this have been made during the late war by the Austrian army fighting in the Alps, the cable stretched out, so far from being used as an antenna, merely served to carry an umbrella antenna 120 meters high. A similar principle was resorted to by the Dutch radio engineer, Dr. de Groot, in designing the antenna system of the Java high power radio station. In the present case, however, the following two problems had to be solved experimentally: First, designing an antenna the useful height of which would be far in excess of the height of masts in the usual type of high power stations; second, comparing the radiation effect of such mountain antennæ with that of a station installed in the lowlands.

The station building, provisionally comprising a laboratory and a dwelling room, was, while work on the antenna was going on, erected in the Jochbach Valley, a rather moist district between two mountains 1730 meters and 940 meters in height respectively; the former overlooks the Walchen and the latter the Kochel Lake. A cable was at first stretched out between the two mountains of



A Photo Showing How the Antenna of the New High Power Is Suspended From the Mountain Top. It Is 4,333 Feet High at the Far End.

different heights, and from the accurate center of which (corresponding to a height of 1,300 meters) a conductor leading to the station building was provided. A special attachment compensating any excessive load on the cable was installed on the lower eleva-

tion, thus protecting the cable against breakage, hoar-frost or wind pressure. In fact, after leading the cable, duly insulated, over a pulley, it had been fixed to a car running on rails over an inclinè. This car is sub-

(Continued on page 980)

The Overlooked Beverage Antenna

By THOMAS A. MARSHALL, EX-6ZY

A MATEURS with ground space for a Beverage antenna have overlooked its value because they are getting good enough results with a flat top aerial. But a thorough tryout is worth while, as it will surely bring progress in long distance reception, and will eliminate interference.

The height controls the velocity of the current along the flat portion. If too low, the current will lag, resulting in a decrease in signal strength. Vary the height and note results in strength of signals from distant stations. An approximate height of 8' for ordinary soil will give fairly good results.

The length for 200 meters is 656', and 1,197' for 365 meters. No. 8 cotton covered magnet wire was found to give excellent results. Use a variable resistance of 0 to 540 ohms in the free end, and vary the resistance for best results. Fairly good results may be obtained without the resistance in the free end. The most efficient hookup is shown in the accompanying diagram.

The free end should extend on the great circle bearing in which maximum signal strength is desired. A great circle bearing is a radio bearing and is not the same as the direction we ordinarily calculate. The method of calculating the great circle bearing is best indicated by an example:

Amateur A, located in latitude 20 degrees and 30 minutes north and longitude 70 degrees and 13 minutes west, wishes to erect a Beverage antenna for receiving amateur B, located in latitude 25 degrees and 20 minutes north and longitude 140 degrees and 20 minutes west. Find the great circle bearing for correct location of a Beverage antenna at amateur A.

Solution:—(a) 20 degrees 30 minutes north, (b) 70 degrees 13 minutes west, location of A; (c) 25 degrees 20 minutes north, and (d) 140 degrees 20 minutes west, location of B.

(Continued on page 980)

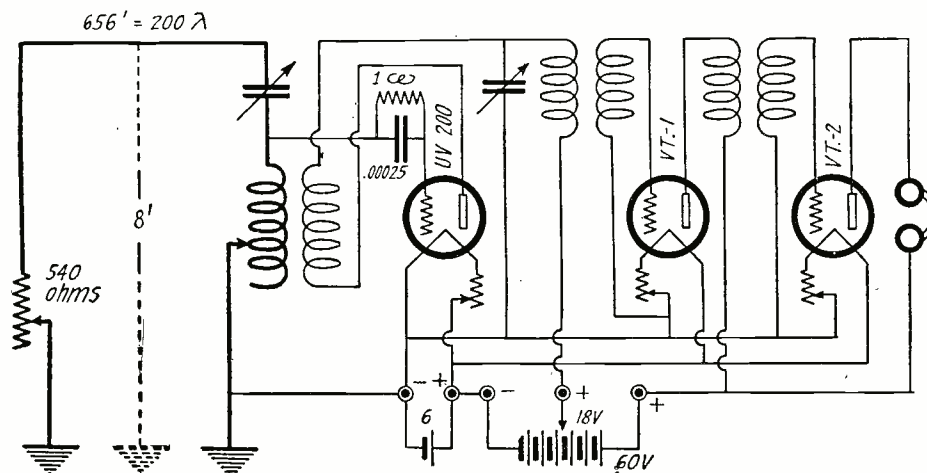


Diagram of a Single Circuit Regenerative Receiver with Two Stages of Audio Frequency Amplification Used in Conjunction with a Beverage Antenna Having a Length of 200 Meters.

Eliminating Interference

By J. R. BALSLEY



Radiation from regenerative receiving circuits has caused complications which are becoming serious. All are acquainted with the squeals created by neighboring regenerative receivers. This article describes a method by which radiation can be very much reduced or even eliminated and the selectivity of the receiver considerably increased.



IT has occurred to the writer many times in the last two years that perhaps a lot of printers' ink is being wasted and many conscientious persons are spending much valuable time in condemning or defending the "ham" operator for spoiling concerts when the cause of the trouble may be elsewhere.

To illustrate: The writer had occasion to spend several months in northern Michigan where the pestilent ham is not much in evi-

together. To prove it, having learned the chap across the street was using his receiver, I asked him to shut down for a few minutes. When he did so we heard no more C.W. He had been listening to a number of C.W. stations and his antenna oscillations were plainly heard in our receiver.

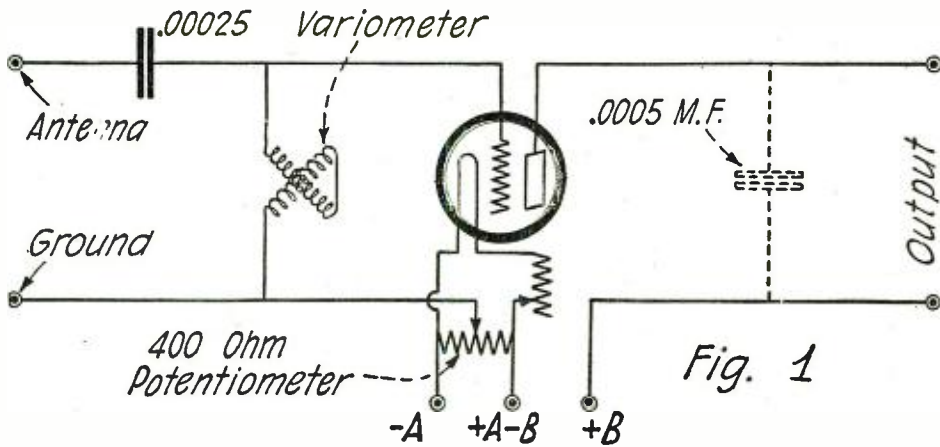
This condition is prevalent everywhere and MUST be remedied if we are to increase or even preserve public interest in this most fascinating pastime of "listening in."

safety is necessary and therefore with a plain regenerative receiver only a small degree of feed-back is permissible.

With the standard American receivers it is entirely possible to make them proof against regeneration in the antenna and still get maximum results from regeneration in the detector circuits. I have done this several times by adding a step of radio frequency amplification ahead of the detector.

At Manistee I made up two radio frequency amplifiers described below and added them to the receivers. Interference was reduced to a negligible quantity and both parties insisted that the amplifiers be installed permanently because of the added range and elimination of interference. On the first night these were used many stations were heard for the first time, notably KHJ and PWX, both well over 2,000 miles distant.

For use on any standard three-circuit tuner, the amplifier, wiring diagram for which is shown in Fig. 1, can be easily and cheaply added.



When It Comes to Interference, One Stage of Tuned Impedance Radio Frequency in Front of the Detector Will Do More Than Anything Else to Eliminate It. This Shows How the R. F. Amplifier Should Be Connected Up.

OSCILLATIONS ISOLATED FROM AERIAL CIRCUIT

With this amplifier added, all oscillations are kept from the antenna circuit because regeneration takes place in the circuits of the detector tube and cannot be transmitted to the antenna circuit because of the one way or rectifier characteristics of the vacuum tube. It is, however, possible to induce oscillations in the antenna circuit if the antenna tuner is too close to the variocoupler, but this is easily remedied by moving the antenna variometer out of inductive relation. Sometimes there is a capacity feed-back into the antenna because of the high capacity between elements in some tubes. This

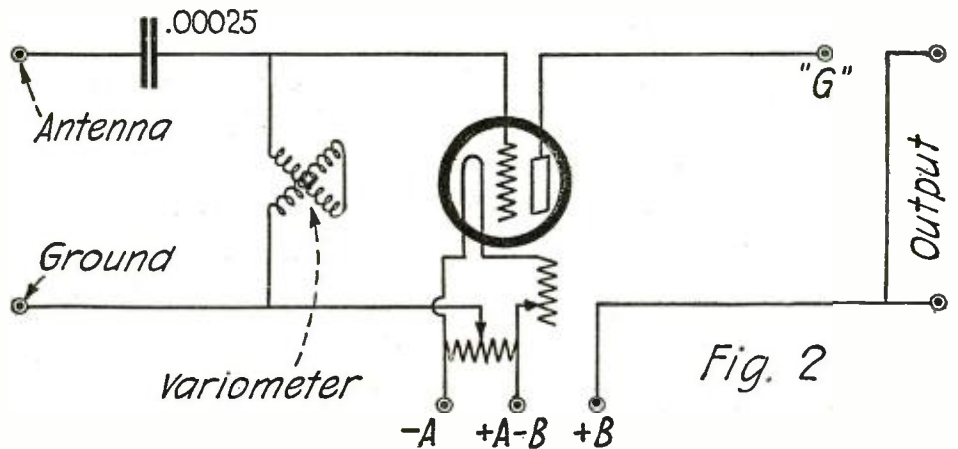
dence. Strange to say, on cold or otherwise unpleasant nights when everyone stayed home from the movies to play with the Radio, the several receivers I have listened to were subject to much the same ailments in the way of interference that I get at home in the East.

In some of the towns, such as Ludington, Manistee, East Jordan and a few others where only a comparatively few receivers have been installed, it was possible to arrange for all the others to shut down for several minutes at specified times.

Almost invariably, when this was done, the interference was eliminated.

At Manistee an amateur operates a C.W. set on a little over 200 meters. I listened in one evening on a Westinghouse R.C. located about a mile from the amateur. The interference was very objectionable. The operator of the receiver blamed it entirely on the amateur because he could be heard very distinctly at times when the R.C. was tuned to 400 meters. My idea was that a lot of the trouble was caused by a single circuit receiver across the street, the aeri-als of the two receivers being close

How many times has each of us been forced to defend our receiver against visitors' complaints that "Oh, I've heard that story a thousand times. They always work when no one is listening."



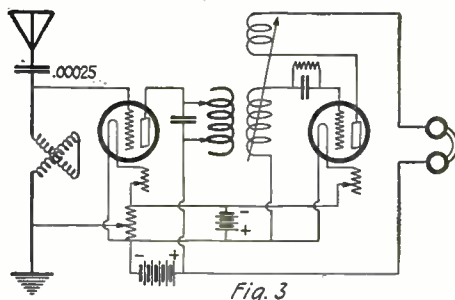
This is Practically the Same Arrangement as Shown in Fig. 1. The Lower Output Post Connects to the Plate of the Detector Tube and the Upper One to the End of the Tuner that Would Otherwise Go to the Ground.

METHOD OF ELIMINATING INTERFERENCE

To remedy the trouble outlined above it is necessary to devise some means to keep the antenna circuit of receivers from oscillating and at the same time increase the efficiency of the receiver. The British Government has put many restrictions on Radio, some of them we could well copy. It is not permitted to operate a regenerative receiver unless the feed-back is so arranged that with maximum coupling the antenna will not oscillate. This reduces the efficiency of the set very much because a certain factor of

is controlled very easily by means of the potentiometer. The recently developed neodyne condenser eliminates this by balancing this capacity externally, but is not necessary in a one-step amplifier.

It will be noted that a fixed condenser is shown in the output circuit. Its use is optional but recommended. When tuning in, the condenser should be connected to increase the capacity in the output circuit, thus "broadening" the tuning. When the station is tuned in and all circuits adjusted, throw off the switch and tune the station in very



Showing How the Tuned R. F. Amplifier is Connected to a Two Circuit Regenerative Receiver Employing Tickler Feedback.

(Continued on page 914)

A Practical Neutrodyne Receiver

By ALLAN T. HANSCOM



This article explains the action of the neutrodyne circuit in a manner which can be grasped by the novice. Its formation is described stage by stage, followed by complete constructional details for the building of a receiver of this type.

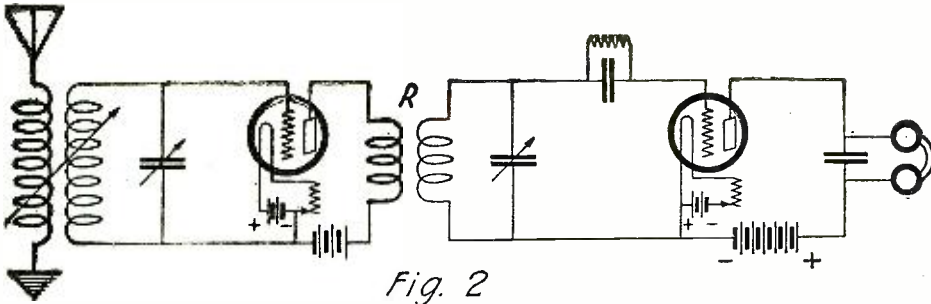


Fig. 2
A One-Stage Radio Frequency Amplifier and a Non-Regenerative Detector, the Respective Secondary Circuits of Which Are Tuned by Means of Variable Condensers.

It is unfortunate that so many good circuits are labeled with such formidable titles. The name "neutrodyne" is usually enough to scare the average radio fan. A neutrodyne circuit, as commercially developed, is, however, a great deal more simple to understand than the regenerative or reflex circuit.

the neutrodyne after we add the neutralizing condensers which will be considered later.

In Fig. 3, there are two stages of radio frequency amplification and the detector, each stage being tuned by a variable condenser in the grid circuit. This circuit would give wonderful results if it were not for the internal capacity coupling between the plate and the grid circuit of each radio frequency tube. This internal capacity is neutralized by the combination of capacity and inductance; the inductance being the windings of the air core radio frequency transformers R. The capacity necessary for the average vacuum tube is very small and is usually about equal to two circular plates $\frac{3}{8}$ " in diameter separated by $\frac{3}{32}$ " of an inch. This is only approximate and the proper value may easily be found. Other types of condensers for this purpose are shown in Fig. 4.

The radio frequency transformers can be made by winding 80 turns of wire on 3" tubes with a tap taken off at the 20th turn. It is

on which the secondary coil is wound. It is difficult to buy one tube to fit inside another in this manner, but it can be overcome by sawing a piece of tube $\frac{1}{2}$ " wide lengthwise from the same tubing. Then when it is wound, the wire will draw it to a smaller diameter whereupon it may be slid inside the full sized tube. It is very important that these transformers be mounted

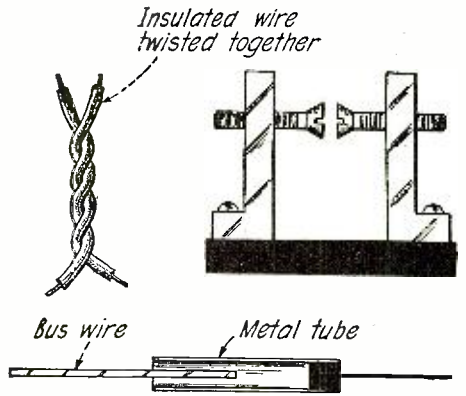


Fig. 4
Several Ways of Making the Neutralizing Capacities.

at least 6" apart and at such an angle that a line drawn at right angles to the axis at the end of the winding does not intersect the winding of the adjoining transformer. See Fig. 6. Note the relative position of primary and secondary windings.

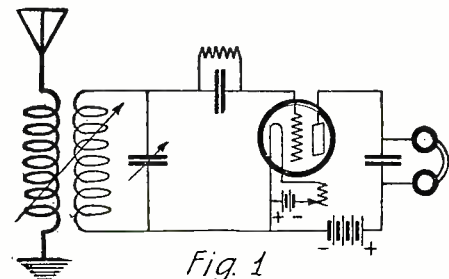


Fig. 1
A Two-Circuit Non-Regenerative Receiver Having a Tuned Secondary Circuit.

The average fan is not interested in the higher mathematics of a circuit but he does like to know the size of the parts so that he can put one together to obtain results.

Fig. 1 represents a simple type of non-regenerative hook-up. By varying the condenser the natural wave-length of the set can be altered. This is exactly the diagram of the first stage of the neutrodyne.

In Fig. 2, another stage exactly like the first has been added. In this case the first tube acts as a radio frequency amplifier and the second tube as a detector.

It will be noticed that the plate circuit of the first tube is not tuned, but that the grid circuit of the second tube, as well as the grid circuit of the first tube, are both tuned and in reality make the two stage filter through which the incoming signal must pass.

Fig. 3 represents three stages exactly as outlined above and this is the scheme of

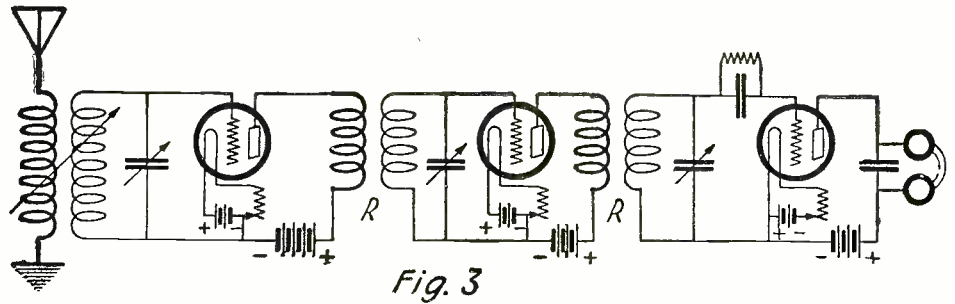


Fig. 3
Two Stages of Tuned Radio Frequency Amplification and Detector. These Circuits Are Free to Oscillate Due to Feed Back Through the Internal Capacity of the Tubes.

preferable to use cardboard because it is an advantage to have a close coupling between this coil and the primary, which is inserted inside. The primary consists of 20 turns of wire on a tube which will just clear the tube

NEUTRALIZING CONDENSERS

Since the variable condensers used are connected between the grid and the filament, it is possible to connect the grid to the fixed plates and then mount the other small movable plate on the back insulated portion of the condenser. By this means a very small change of capacity can be made in the neutralizing circuit. See Fig. 7.

After the proper value of this capacity is found, it need never be disturbed unless tubes are changed. It is likewise advantageous to shield the set, although it is absolutely impossible to make this set oscillate if it is properly constructed.

To find the proper value of the neutralizing condensers it is necessary to tune the set to a very powerful signal. The Flewelling "screamer" makes an excellent oscillator for this case. A paper may be inserted in the socket to cover the filament connections but leaving the plate and the grid free. Then the tube is inserted and the signal is still heard.

(Continued on page 914)

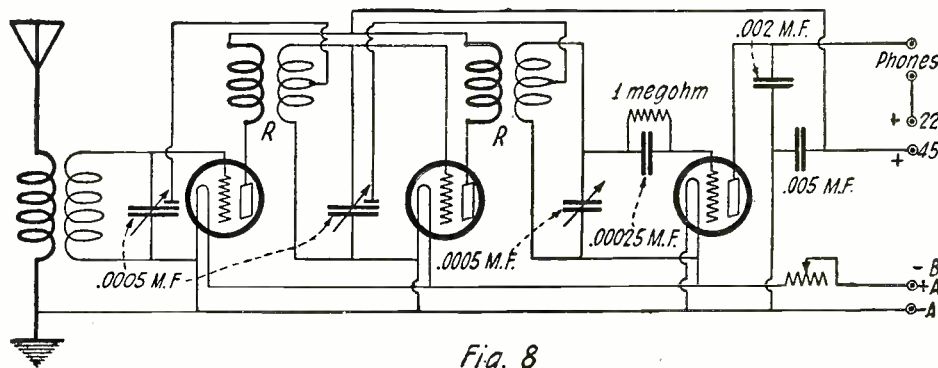


Fig. 8
Complete Circuit Diagram of a Neutrodyne Receiver Having Two Stages of Tuned Radio Frequency Amplification and Detector. The Circuit is Kept from Oscillating by Means of Small Condensers Which Neutralize the Capacity of the Tubes.

Notes On the Autoplex Receiver

By M. L. MUHLEMAN, A. M. I. R. E.



This article should help those who have had difficulty with the Autoplex receiver. Directions are given for adding one stage of audio-frequency amplification for those who desire greater volume.



SOME time has elapsed since the introduction of the Autoplex circuit, consequently there are quite a number of people who have constructed sets of this type and have obtained excellent, good or poor results. Of the number who have been successful, the majority are probably more or less acquainted with the action of receiving circuits and vacuum tubes. Of the number who have met with failure, some are not acquainted with radio at all, others have failed to heed directions and no doubt a few have experienced pure hard luck. Although the Autoplex circuit is uncommonly

phones are left on the table, all very well, but the volume in this case is not one-half that obtained if a loud speaker were used, or the phones with some form of horn attached to them.

One of the most common troubles experienced with the Autoplex circuit is the inability on the part of the manipulator to receive broadcast programs free from noise. This may be due to a number of reasons:

First: Local interference caused by sparking generator commutators, X-Ray machines, Arc lights, etc.

Second: Run down "B" batteries.

Third: Poor contact in some portion of the circuit.

Fourth: Variometers having low inductance value and loose coupling between rotor and stator windings.

Fifth: Lack of knowledge on the part of the owner of the correct tuning of the set.

Sixth: Too large or too small a collective agency.

Variometers are the most important part of the circuit and should be as specified. Both rotor and stator coils should have at least 60 turns of wire each, making a total of from 120 to 130 turns for the whole instrument. A variometer with a greater number of turns is still more advantageous, since longer wave-lengths can be reached with them.

As mentioned before, the collective agency used is quite important. In some cases, the use of a bed spring or some other form of capacity antenna connected to point A (see Fig. 1) is more efficient than the regular aerial and ground. Since location has considerable influence on this, it is advised

Another method by which the circuit can be made more stable is by the use of a 4½ to 9-volt "C" battery. It is connected into the circuit as shown in Fig. 2. With the correct "C" battery voltage, greater amplification will also be obtained.

If the circuit fails to oscillate at audio frequency (denoted by a high whistle), there is either an open or a short circuit in one of the instruments, or the vacuum tube used is poor for this work.

The use of a low voltage tube, such as the WD-11, WD-12, UV-199 or C-299 will not

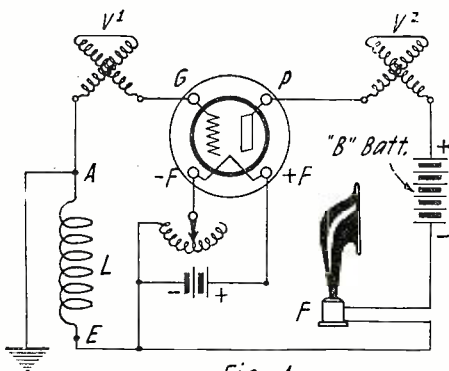


Fig. 1

A Ground Connection is All That is Necessary to Obtain Good Results. It is Connected as Shown.

simple, the action is somewhat complicated and the circuit demands certain conditions before it will operate to the height of its efficiency.

It should be remembered that it is a modified super-regenerator and is, therefore, rather ticklish in its operation. Unlike the usual form of super-regenerative receiver, it is not encumbered with excess controls, but this is no reason to believe that it is the acme of simplicity as to tuning. On the contrary, it requires both skill and patience to operate one correctly and not until a person has spent a bit of time with the circuit will it give forth its best.

The novice should understand that the Autoplex receiver is no "pull a switch and work" arrangement on a silver platter, nor is it the wonder circuit of the 20th Century. It is, however, a very reliable circuit when properly handled and has the advantage, over the usual run, of being cheap to construct and requiring nothing more than a ground connection for satisfactory operation.

The Autoplex receiver was introduced primarily to fill the want of a one-tube set that would operate a loud speaker when using a ground connection or some form of simple aerial, thus avoiding the prohibition placed by landlords on out-door aerials. It is not intended for long-distance reception, although stations 1,000 miles distant can be brought in on a loud speaker when local broadcast stations have subsided. Distant reception, however, depends a good deal upon the adeptness of the operator in handling the set, and the type of collective agency or agencies used. Furthermore, the Autoplex was not designed for use with headphones. Little noises inherent in most any receiver employing audio frequency amplification are not particularly noticeable when using a loud speaker, but are quite bothersome when employing head-phones. This is also true of the Autoplex. If the head-

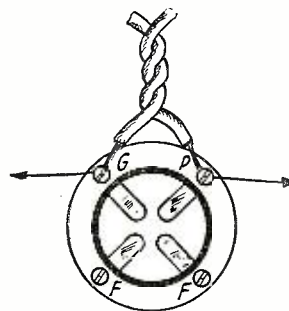


Fig. 3

Low Voltage Tubes Can Be Made to Operate More Effectively by Inserting a Capacity From the Plate to the Grid Posts on the Tube Socket.

that different aerial systems be experimented with. The elimination of the ground, or whatever metallic object which may be connected to point E (see Fig. 1), will help considerably in increasing the selectivity of the set and may be found to be the solution of the noise problem. Since most tubes have different characteristics, no specified "B" voltage can be given; therefore, voltages from 22½ to 90 should be given a trial.

If, after trying these various suggestions to eliminate the rushing noise, no success is had, it is suggested that a rheostat be included in the circuit so that the filament temperature may be adjusted to a fine degree. This will prove of help in the usual case and at the same time allow the tube to work on a lower filament temperature and thus conserve the storage battery current.

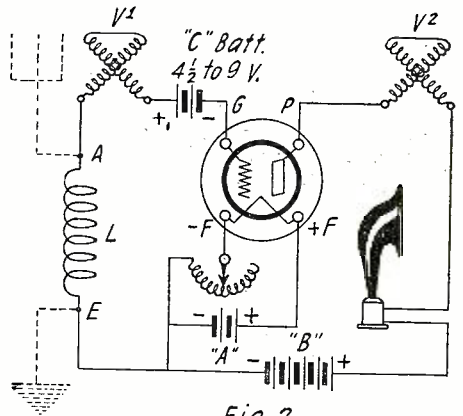


Fig. 2

The Use of a "C" Battery Connected as Shown Will Clarify the Signals and Also Conserve the "B" Battery Current.

prove very satisfactory, since the capacities of these tubes are too low to produce any appreciable amount of volume when used separately. A large capacity tube should be used such as the UV-201, UV-201A, VT-2 or 216-A.

Considerable difficulty may be experienced in making the low voltage tubes (WD-11, WD-12, UV-199, C-299) oscillate at both radio and audio frequency which of course is necessary in the Autoplex circuit. The reason for this is that oscillation depends on the grid to plate capacity (condenser effect) of the tube used, and in the above mentioned it is very small. To increase the capacity, two pieces of well insulated wire, about 3" long each, should be twisted together and the end of one wire connected to the grid post of the tube socket and an end of the other connected to the plate post. This makeshift capacity can be increased or decreased as necessary by twisting more of the wire together or untwisting

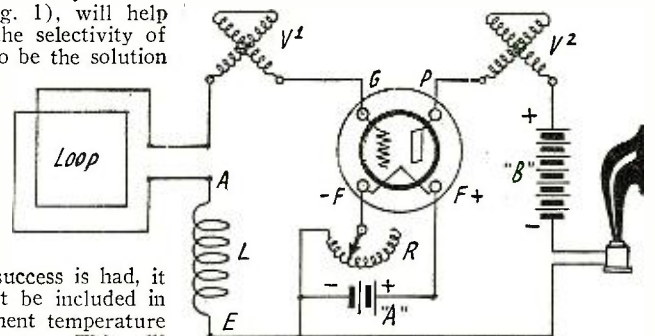


Fig. 4

The Autoplex Operates Well With a Loop Aerial Connected as Shown. If a Ground is Used it Should Be Connected to Point A.

an amount of it until the most desirable capacity is determined. This is illustrated in Fig. 3.

Extreme care should be taken that these two wires do not make contact with each other, for if they do, the "B" battery will be short-circuited and the phones or loud-speaker would, no doubt, burn out.

When wiring the receiver, be sure that the lower connection of the honeycomb coil "L" (see Fig. 1) connects through point E to the negative side of the "A" battery. The negative side of the "B" battery, through the phones F, can be connected to either the negative or the positive side of the "A" battery.

The tuning characteristics of the Autoplex circuit are rather out of the ordinary. A single broadcast station can be tuned in at possibly four different dial settings with a noticeable increase in volume at only one of the four settings. Any number of people have picked up a broadcasting station when tuning and received the signals quite loudly, but with considerable noise present, and took it for granted that it was the best that could be done. If they had attempted to pick up the same station at other dial settings they could have eventually struck a point where the signals came in loudly and clearly and free of circuit noises. At this point the circuit is tuned to the true wavelength of the transmitting station.

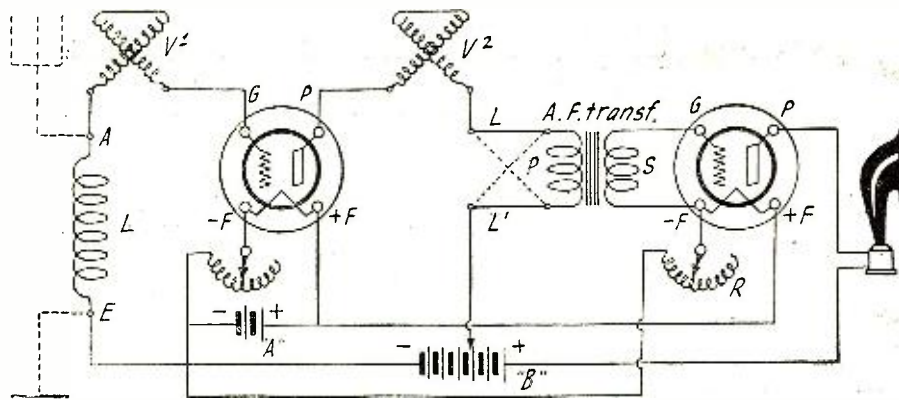


Fig. 5

▲ One-Stage Audio Frequency Amplifier in Connection With the Autoplex Will Give All the Volume Desired.

If desired, a loop aerial can be used with the Autoplex circuit, if connected as shown in Fig. 4. A ground connection is optional, but if used, should be preferably connected to point A rather than point E.

The use of one stage of audio frequency amplification will naturally increase the volume of received signals considerably, since the output of the first tube is of large pro-

portion in the first place. The circuit for this arrangement is shown in Fig. 5. If failure is encountered in amplifying the signals at the first trial, the two leads "L" and "L-1" running to the primary winding of the audio frequency transformer should be reversed. This is quite important since results are indifferent when the leads are connected one way.

Improved Loud Speaker Horn for Indoor Use

By A. W. SHRAEP

WHENEVER there was occasion to demonstrate a receiving set with a loud speaker, either in a large or small room, to a number of people where a comparatively large volume of sound had to be used, there was always met the annoyance, to those near the speaker, of being disagreeably affected, while listeners at a point half way to the rear of the room would just about be able to judge the good and bad points of the receiving set employed. At the present time, when entertainment is furnished in an auditorium, hotel lobby, etc., it is always necessary to use two loud-speakers placed at different points.

From time to time new loud speakers have been placed on the market. However, the manufacturer of every one makes new claims only for quality of tone, etc., due to the construction of the diaphragm. In principle, they are all alike, throwing the entire volume of sound in one direction.

Beginning with the premise that *even distribution* of this volume of sound *over the entire room*, in other words diffusion of the sound, would solve the problem, it logically follows that this must be done from some point at the center.

Placing a loud speaker with the conventional type of horn at this point, directing

the sound waves either against the ceiling or the floor, does not help—the problem was one of actual direction of the waves. Taking into consideration the reflecting qualities of the horn itself, as well as those of the ceiling, walls and floors, the solution had to be such that the means sought would function under any indoor conditions, such as in rooms of different sizes, furnished or unfurnished, etc.

From the above, the line of research to be followed, and the solution, will be readily understood by the description and illustrations of the means employed to get the desired effect of diffusing the total volume of sound practically evenly over an entire room. The first step was to place a horn within a horn, with simple means to hold these two horns in their proper relative positions. Horns with straight sides would naturally constitute no improvement, therefore, the principle of the bell (as for instance the opening of a cornet) of the brass musical wind instrument was adopted—and please note—this bell has been used since time immemorial without change.

On the curve of the bell, however, depend to the largest degree the acoustical qualities, and to fulfill its purpose this curve has to be mathematically, as well as acoustically correct, and by collaboration the true curve was designed. After using various materials, the horns were made of No. 16 gauge copper and in order to still minimize internal vibrations, the interior, as far as possible, as well as the exterior of both horns were covered with paper. The illustrations show the dimensions as well as the curves.

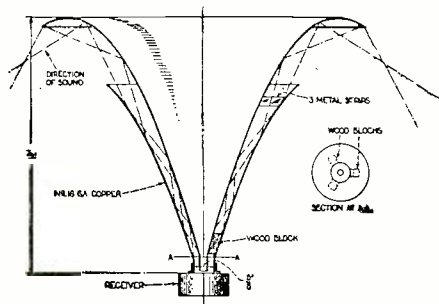
It will be noted that the inner horn at the bottom is shorter than the outer one, and the travel of sound waves through this horn is directed and spread against the ceiling, while the flare directs the sound waves from the outer horn sideways and downward.

This combination of bells or duplex horns replaced the horn of the Western Electric loud speaker. No power amplification was needed as the receiving set employed was provided with three stages of audio, using

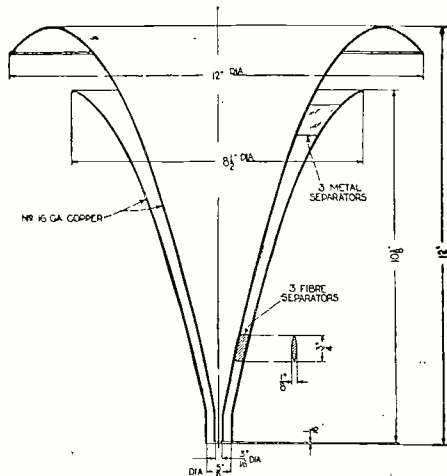
No. 216A tubes. The loud-speaker was placed within an electric light fixture of the reflecting bowl type, and suspended in such manner that the top of the speaker would be within 4½' of the top of a room 12' high. In rooms with lower ceilings, approximately the same proportions were maintained.

Considering the fact that the bells in this speaker were by no means perfect, each was made in two pieces, cut out of a flat sheet of copper, shaped by hand, brazed and finished on mandrels which happened to be near the dimensions required—the result was truly surprising. In every part of the room, be it directly underneath the speaker or at a distance of 15', the results were entirely different from those obtained with the usual type of horn. Good music or the voice received, acquired or were reproduced in a soft mellow tone, though the full volume was used at the input, and without this input being greater than necessary with the old type horn.

The above results were obtained in a room 28' x 35', using a single speaker. It is a
(Continued on page 999)



Two Horns Are Used With This Arrangement; the Sound is Projected Upward Through the Inside Horn, and That From the Outside Horn Directed Downward by the Curved Edges of the Larger One.



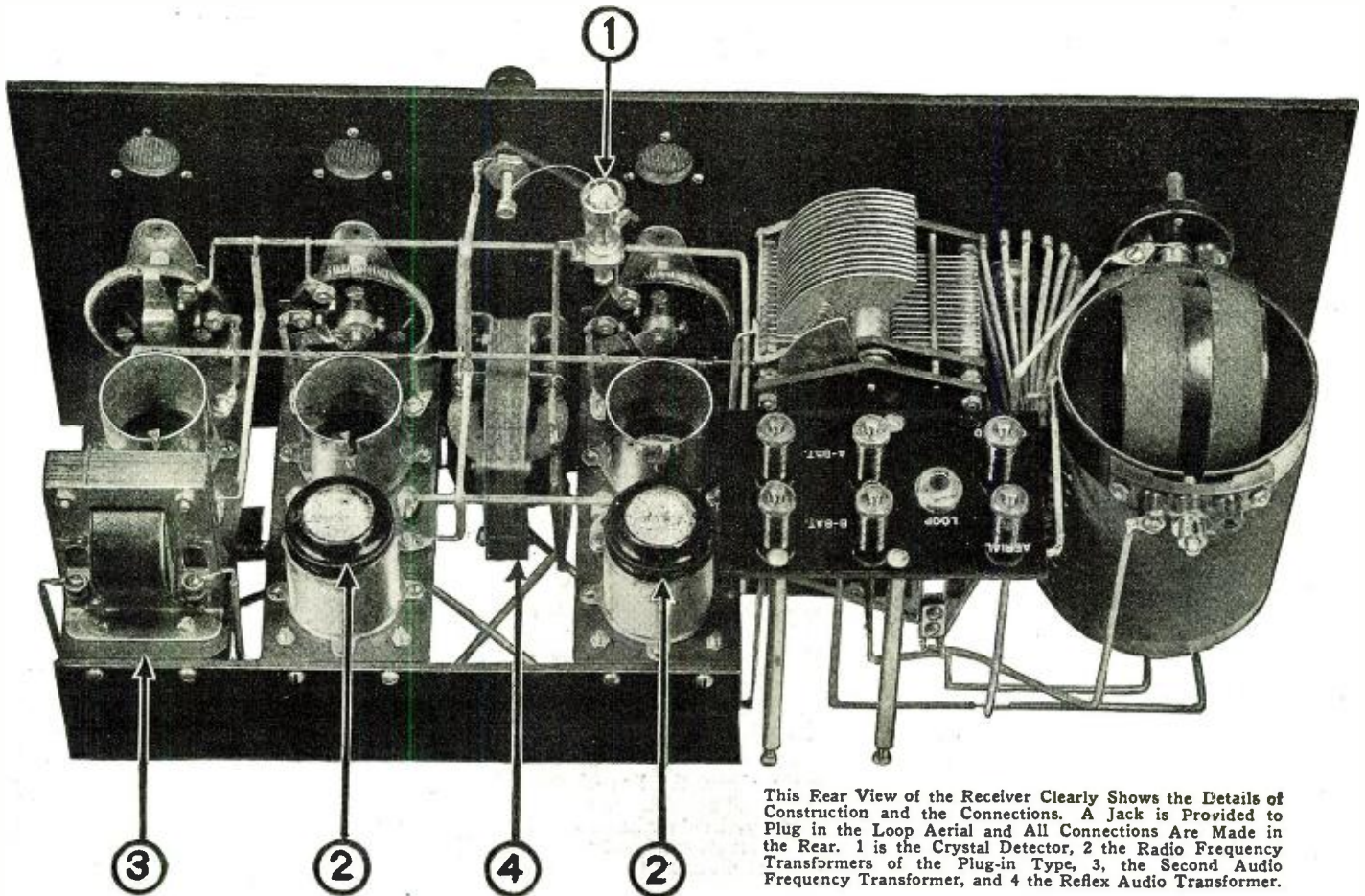
Details and Dimensions of the Loud Speaker Horn Described in This Article. The Larger Horn is Supported by Pieces of Fibre Fastened to the Outer Horn.

An Original Reflex Receiver

By EDWIN S. WATKINS



Remarkable results have been obtained with this well designed reflex receiver in various parts of the country with loop or outdoor aerial. It embodies two stages of radio and two stages of audio frequency amplification, using only three tubes.



This Rear View of the Receiver Clearly Shows the Details of Construction and the Connections. A Jack is Provided to Plug in the Loop Aerial and All Connections Are Made in the Rear. 1 is the Crystal Detector, 2 the Radio Frequency Transformers of the Plug-in Type, 3, the Second Audio Frequency Transformer, and 4 the Reflex Audio Transformer.

THE reason that so many home-made multiple tube reflex circuits have failed is that the description from which they were made did not specify the type of reflex radio and audio transformers to be used nor the arrangement of the apparatus behind the panel. Probably no other amplifying circuit needs to be followed in more detail of instruments and arrangement than the multiple tube reflex circuit.

This article has to do with the construction of a reflex amplifier which has given excellent results, not only to the writer, but to many hundreds of radio fans on the Pacific Coast. For the benefit of our Eastern friends, I might state here that it has been our experience in the Pacific Southwest to find that a set which is good for 2,000 miles east of the Rockies is usually good for about 200 miles when it comes into our neighborhood. We of the West were misled for some time by the distance claims of Eastern manufacturers, so that now when we read an article about a 2,000-mile set we merely cut off the last cipher to adapt it to our location. Conversely, a receiver which is good for 1000 miles out here (they are few and far between) will, as a general rule, receive from every section of the country when taken east of the Rockies.

A very striking example of this occurred during August when a friend of mine, who

has a receiver similar to the one shown in this article, had occasion to visit his father in Missouri. He erected an antenna consisting of one wire, 60' long, 5' high at one end and 12' at the other. A ground was obtained by the usual water pipe method. From New York to Pensacola, Florida, on the East coast, across to Texas and up the Pacific coast from Los Angeles to Portland, Oregon, was the limit of his reception. The big surprise came, however, when he discovered that he had been listening to Los Angeles with the aerial wire disconnected and hanging about 5' from the set. All of the Eastern stations came in with excellent volume. This same receiver, when used here in Los Angeles during the past summer, has not received any stations off the Pacific coast.

This set has shown exceptional ability when used with a loop antenna, having received most of the stations as far as Portland, Oregon, during the summer, with one measuring 18" on the side. The best record the set has made occurred last April when PWX, Havana, Cuba, was heard with an outside antenna.

Almost any kind of tuning circuits may be employed, depending on the degree of selectivity you must have to eliminate interference. If you use a single circuit tuner, be sure to keep the variable condenser in the antenna or ground circuit at a small

value. A 13-plate or smaller will give excellent results. While speaking of condensers, it might be well to know that variable condensers with metal end plates and small bakelite inserts for insulation are decidedly inefficient. If the bakelite insert is an inch or two in diameter, the losses are not so great. Under no consideration should you use a condenser with fibre insulation such as are being sold by the carload by various so-called radio manufacturers.

Where interference is bad, such as in the cities where there is more than one broadcasting station, a double circuit tuner similar to the one shown in the diagram should be employed.

The primary condenser, C1, is of .00075 mfd. capacity. A 31-plate with vernier adjustment will fill the bill. If the set is to be adapted by means of a loop jack for the use of a loop aerial, the secondary condenser, C2, should be of the same kind. A vernier adjustment is absolutely essential in the secondary circuit for long distance operation.

The vario-coupler, L, in the diagram, is shown in a picture accompanying this article. If made properly the tuning will be sharp and the received signals strong, but if not made properly, will ruin the whole set. Metal parts thereon should be kept at a minimum size and as few in number as possible. Note that the supporting brackets and bearings are made of moulded bakelite. The primary

winding consists of 125 turns of No. 24 single silk covered wire wound on a 3½" formica tube. Ten equally spaced taps are brought out to contacts on the panel.

The rotor should be mounted about ¾" above the primary winding and not down inside of it. The so-called 180-degree couplers are not very efficient for radio frequency or reflex circuits. Sixty turns of No. 24 single silk covered wire are required for the secondary winding.

In the rear photograph of the set can be seen the method of mounting the terminal board or loop support. It consists of a piece of formica 3-16" x 2" x 4", supported on the back of the secondary condenser by means of angle brass. To fasten the angle brass to the condenser, the rear end plate is removed. Two holes are drilled therein and counter-sunk from the inside so that the heads of the 6-32 flat head machine screws will not touch the stationary plate of the vernier adjustment. Six binding posts and a double circuit jack are used for connections to the set. The jack is used as a receptacle for the loop, which is mounted on a standard phone plug with a heavy formica shank.

To the left of the condensers may be seen the reflex amplifier. The arrangement of equipment and types of apparatus for this section of the set should not be changed if you would be sure of success. Wireless Shop Reflex amplifying units were used throughout. The radio transformers may be seen in the rear, mounted in brass tube sockets. As you look at the set from the rear the primary terminals are on your right and the secondary terminals on the left. The reflex audio transformer is mounted on the panel between the two radio amplifier units. Directly above may be seen the internally mounted crystal detector, which is controlled by a knob on the front of the panel. An adjustable detector will invariably be found best for this set. The Gold Grain detector was found to give good results in some cases, but varied considerably. The Grewol detector worked well.

The last audio amplifier may be seen at the extreme left of the photo. It was found in the laboratory that this was acting almost as a power amplifier. In actual practice it gives from eight to ten times volume amplification. This condition is remarkable when one compares it to amplifiers on ordinary sets. The explanation is that the radio frequency gives us almost pure voltage amplification and hence the grid voltage on this tube is extremely high.

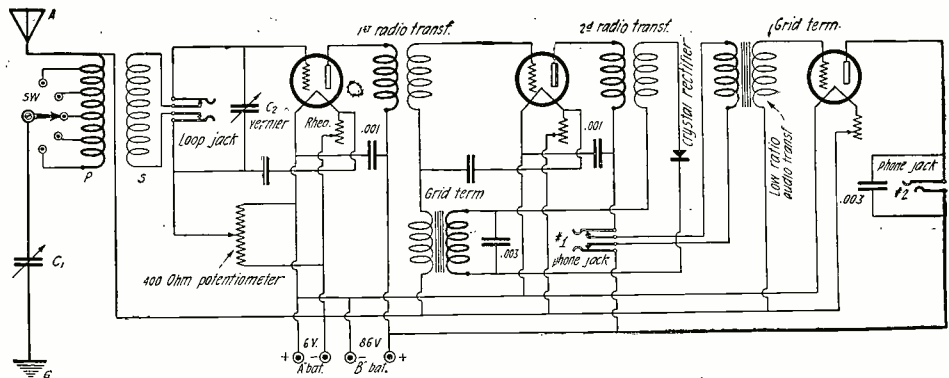
One instrument which does not show in the rear view is the 400-ohm potentiometer which is located directly below the coupling dial. Note that the vario-coupler is set back ¾" from the panel by means of three pieces of 3-16" brass tubing. This gives clearance for the potentiometer.

The back support for the amplifier units is made of a piece of ½" formica. It should rest on the bottom of the case when the instrument panel is inserted. The potentiometer should be mounted on the panel first. The vario-coupler is then mounted and the contacts wired. The lower, or primary condenser, should then be fastened in place and wired.

The reflex audio transformer should be fastened by four flathead machine screws and its primary by-pass condenser of .003 mfd. connected in place. After the amplifying units and jacks are put in place, wiring should proceed as far as possible. The secondary condenser with the terminal board completes the job, with the exception of the bezels and crystal detector.

The jacks should be carefully inspected to see that they open and close the circuits properly.


After placing some 201-A or 301-A tubes in the sockets, connect the storage or "A" battery to the proper binding posts and turn on the rheostats. If the filaments light properly the "B" battery should be con-



Complete Diagram of Connections of the Reflex Receiver.

nected. It will be found that 86 volts gives the best tone quality.

When the head phones are plugged into the jacks, a sharp click should be heard. Set the rotor of the vario-coupler near a vertical position and turn the potentiometer dial toward the negative end. Another click should be heard as the set goes into oscillation. This condition indicates that the wiring of the radio frequency circuits is probably correct. The loop should then be inserted and the same procedure followed with the potentiometer, the secondary condenser being set at about half capacity. Results should be similar to the first case.



A Well-Designed Vario-Coupler. Such An Instrument is Used in the Reflex Receiver Described in This Article.

Remove the loop and connect the antenna and ground to the proper binding posts. Set coupling at about 60 degrees from horizontal. Primary inductance switch should be set at about the third contact. With the set in oscillation and with the primary condenser set at different points about 20 degrees apart, rotate the secondary condenser slowly throughout its range until the shrill whistle of the carrier wave of a broadcasting station is heard. Rotate the potentiometer dial slowly toward the positive end until the set just goes out of oscillation. The crystal detector should then be adjusted until signals are heard at their best volume. The vernier of the secondary condenser is rotated to bring the signals in louder. At this point the primary switch and condenser are varied once more, with each variation a compensating change being made on the secondary condenser. After the settings of the various dials are found for a certain station you can always duplicate all of them except the potentiometer to receive a same station at another time. For maximum volume the potentiometer is placed as close to the point where the set goes into oscillation as possible without causing distortion.

It will be found that the crystal detector holds its adjustment especially well, due to

the fact that there is power flowing through it at all times from the radio frequency tubes ahead of it.

Some of you will wonder if another stage of radio frequency will not add to the distance possibilities of the set. After making many of these sets with three stages of radio I have come to the conclusion that absolutely nothing is gained by adding a third stage. The perfect tone quality is ruined and the set becomes more difficult to handle. Therefore you will do well to stick to the instructions as given in this article.

In conclusion, I wish to give only one precaution in the construction of the receiver. Do not, under any consideration, try to use high ratio audio transformers, as you will experience more distortion and noises than you ever heard in a radio set. Transformers with a low secondary distributed capacity and a ratio in the neighborhood of one to three or four give best results.

HELPFUL HINTS TO RADIO LISTENERS

There are ten good rules for broadcast listeners:

1. Don't try to hear Australia in midsummer. Be satisfied to enjoy the nearer stations most of the time.
2. Don't be disappointed if an occasional storm interferes with your summer radio evening. There are many fine concerts coming. You can't expect to find a pearl in every oyster nor to receive a record-breaking concert every night.
3. If you want louder signals, use a longer aerial, more tubes, higher plate voltage, more sensitive loud speakers, and more careful tickler and receiver adjustment.
4. A pleasant signal filling a moderate sized room should be enough to give satisfaction. It is not worth while producing signals which deafen the neighbors. It is wasteful to insist on tremendous signals which are generally less pleasant than moderate signals.
5. If your local station comes in too loudly and drowns others out, a smaller aerial will help in tuning him out, with a smaller condenser connected between aerial and ground. And if all measures to get rid of the local station fail, why not enjoy his concerts? He is working hard for you and it is nobody's fault that you are so close to him that you are bound to hear him. Broadcast stations have to be closer to some people than to others.
6. For the new longer waves above 450 meters, use a condenser connected between the aerial and ground terminals of your set.
7. A little patience in learning to handle your receiver yields rich returns in satisfaction from fine signals. Remember that "Rome wasn't built in a day" and keep on getting more and more familiar with your set and how it works.
8. It is a good idea to read the radio column of a newspaper or a good radio magazine or two. It helps you to know how your set works and keeps you up-to-date in radio.


(Continued on page 1016)

How To Make Your Own Grid Leaks

By CARTER FISKE



The grid leak is one of the most important considerations in a receiving set. A poor grid leak, or one of the wrong value defeats efficient operation. Mr. Fiske explains in this article how reliable ones can be made, and a simple method of determining the resistance values.

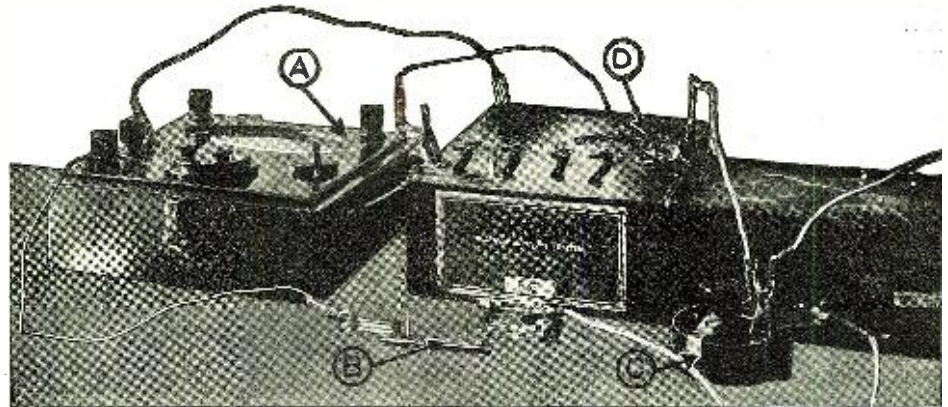


The Layout of Apparatus Used by Mr. Fiske in His Simple Method of Testing Grid Leaks. A, Galvanometer; B, Leak Mounting; C, Potentiometer; and D, Battery.

per is a poor apology for a grid leak. First and foremost, its resistance will be anything but uniform and will change with the weather. If left exposed it will absorb moisture and its resistance will drop to half its original value. However, it is possible to make good grid leaks and to make them cheaply and quickly with resistances that will be accurate. By the simple process that the writer is going to outline, any radio fan can make up a set of resistances ranging all the way from 1/10th megohm to 5 megohms. With these at hand it is a simple matter to obtain the proper one for any circuit, regardless of its nature.

HOW THEY ARE MADE

The accumulation of the necessary materials is the first step. A bottle of ordinary Higgins India Ink is one requisite. This is used just as it comes, without dilution. Next, some three-ply bristol board should be obtained, together with



MANY radio fans look upon the grid leak as being a very mysterious thing, both in construction and in operation. It is true that it effects a very delicate operation, allowing the negative charge which accumulates upon the grid to leak off at the proper rate. If this charge that accumulates on the grid were allowed to reach too high a point, the efficient operation of the tube would be greatly interfered with. Hence it is important that the resistance of the grid leak be perfectly suited not only to the peculiar characteristics of the tube, but to the circuit in which the tube is used. Too many fans overlook the importance of this particular device. If the grid is allowed to accumulate too great a negative charge, the proper flow of electrons between the filament and the plate will be interfered with. Many radio receivers are unable to operate at their maximum efficiency simply because the grid leak is not of the proper resistance value.

REQUIREMENTS FOR GOOD GRID LEAKS

The resistance of grid leaks is measured in megohms. A megohm is 1,000,000 ohms, and this should not be confused with the microhm, which is 1/1,000,000th of an ohm. Grid leaks are used having a resistance from 200,000 to 5,000,000 ohms.

A pencil mark made on a piece of pa-

a few feet of clear glass tubing with a 1/4" bore. These materials with a little paraffin and a few little copper clamps of the dimensions shown in the sketch are all that is necessary to make up a batch of leaks. The bristol board should be cut up into strips measuring 1" x 1/8".

The resistance units are made simply by applying the ink to the surface of the Bristol board strips. The amount of ink placed upon the surface determines the resistance. The more ink, the lower the resistance. Before applying the ink, it is well to place the Bristol board strips in a warm oven for a few minutes to drive out all moisture. This done, the strips are taken in hand and the ink is applied by wiping the wet quill from the bottle over the surface. For a 5-megohm leak, one application of the ink is sufficient and the papers are put away to dry where no dust will accumulate on the surfaces. It is advisable to make up five or six strips with the one application and this course should be followed throughout. It is necessary because of the impossibility of applying ink evenly and uniformly. When high resistances of this nature are being dealt with, the most insignificant inaccuracies will greatly affect the final resistance.

Next some papers should be prepared with two applications of ink, and then some with three, four, five, six, etc. This simple procedure allows us to go down

(Continued on page 988)

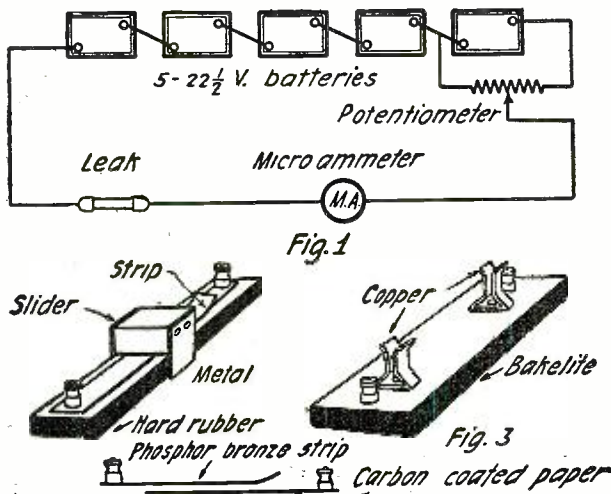
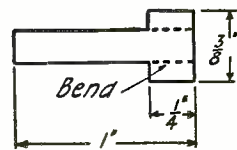


Fig. 1



Bristol board Fig. 2

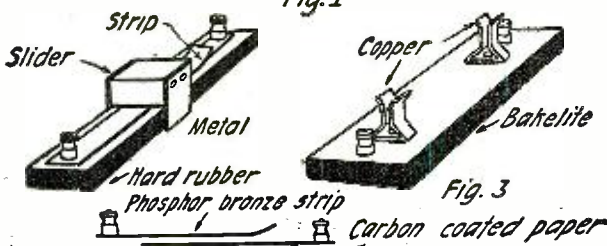
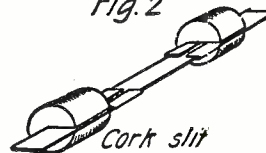


Fig. 3



Detail for the Construction and Testing of Fixed and Variable Grid Leaks are Given in the Drawings Above.

Curves As An Aid to Tuning

By H. C. DEFFENBAUGH



Instead of searching all over the scales of your dials for a station that you know is transmitting at the time, calibrate your receiver by the method explained in this article and tune exactly for the station you wish to receive. It is easy.



ONE of the advantages claimed for the Hazeltine Neutrodyne circuit is that the dial settings plotted against wave-length form a curve which, once having been determined, may be used for tuning without recourse to a log of the dial readings for individual stations. That is, if the wave-length at which a station is operating is known, reference to the curve will give the dial settings to pick up this station.

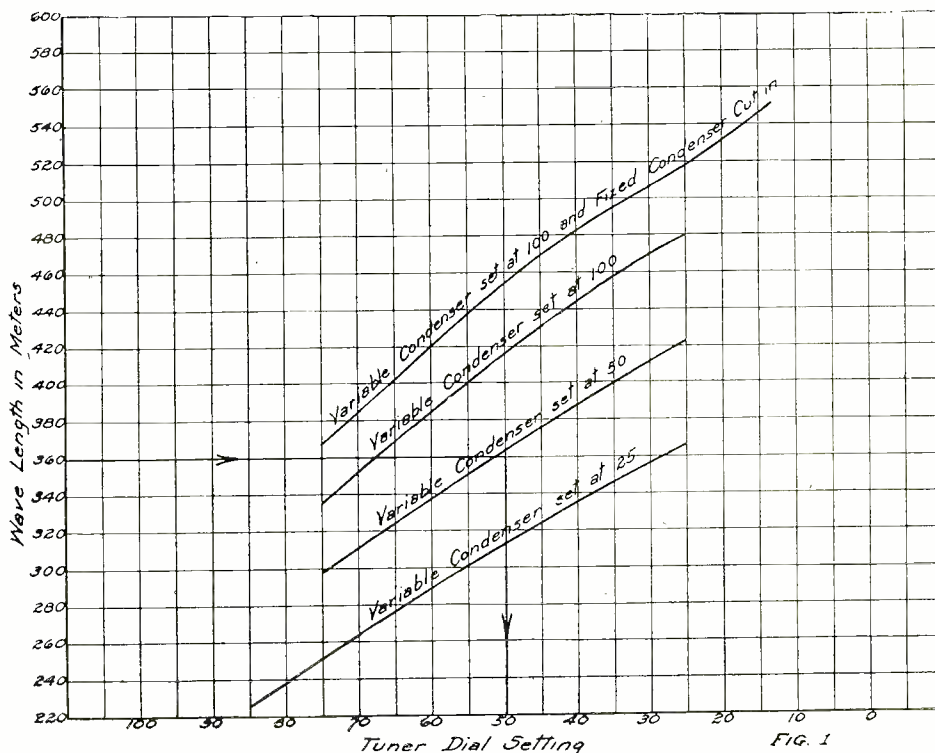
As I am using a set similar to the Aeriola Senior, which brings in Omaha, and points East on an indoor aerial, and a peanut tube, I thought that it might be possible to plot a calibration curve by means of which I could pick up any station I desired to listen to without looking up log readings or without hunting around over the tuning dial till I found the station. The result of my efforts is shown by the set of curves in Fig. 1. The most of the points to determine these curves were obtained one evening when over 30 readings were taken on about 20 stations. Later other readings were taken to fill in sections of the curves which were incomplete, but the general trend of the curves was determined in about three hours. Their use has shown that it was three hours well spent.

SERIES CONDENSER IS USED

In addition to the fixed condenser used in aerial circuit of this type of receiving set, I used in parallel with it a variable condenser having 15 plates. The fixed condenser is connected to a switch point so that it may be cut in or out. The fixed condenser is cut in only when it is desired to listen to stations of over 460 meters. This two-condenser arrangement gives a wide range of tuning so that most of the tuning on the "wave" or tuning inductance can be done between 25 and 75 on the dial. For low wave-lengths I have found that best results were obtained with the series condenser alone set at 25 for high wave-lengths with the series condenser set at 100 and the fixed condenser (.00025 Mfd.) cut in. Accordingly I decided to plot curves with variable condenser settings at 25, 50 and 100 with the fixed condenser cut out and at 100 with the fixed condenser cut in. The entire range of the set could be covered by the first and last curve, but I preferred the four so as to keep the tuner dial readings more nearly the 50 division point. In the case of the three lower curves, the tickler dial was set at 50 as I have found that when stations were tuned in to maximum strength the tickler dial setting has been around 50. In the case of the upper curve (fixed condenser cut in) the tickler dial was set at 60 so as to be able to operate at a lower filament current.

HOW TO MAKE THE CURVES

The procedure in tabulating data for the curves is as follows: The series condenser is set at 25; the tickler dial at 50; the rheostat was turned until the tube began to function and fairly loud whistles could be heard when the tuner dial was rotated. A station around 20 on the tuner dial was selected and the rheostat adjusted slightly till the station came in loud and clear and its name or call letters identified; the setting of the tuner dial was then tabulated. A station around division 30 on the tuner dial was then



Such a Chart May Easily Be Made for Any Type of Receiver and Proves Very Useful for Finding Stations of Which the Wave-Length is Known.

picked up, identified, and the dial reading tabulated. After getting several readings around the scale of the tuner dial, the series condenser dial was reset to 50 and a series of readings taken, and so on. After the tabulations have been completed, it is then necessary to look up the wave-lengths of the stations tabulated. The curves for different condenser settings are then plotted between wave-length and tuner dial readings. After the curves are plotted, a check test may be made by transferring stations from one curve to another. As an example, a station transmitting at 380 meters will be picked up at a tuner dial setting of 71 on the top curve. This same station will come in at 61.5 and at 43 respectively on the two curves next below it. After the general trend of the curves has been obtained this cross check is of value in obtaining accuracy in the curves.

The method of operation with the curves is simple. The tickler dial is set at 50 (or 60 in the case of the top curve), the series condenser is set at the dial division corresponding to the curve to be used, the tuning dial is set at the point on the curve corresponding to the wave-length of the station, and the rheostat is then turned till the whistle of the station is heard. A slight readjustment of the tuning dial and rheostat will then bring in the station clear and loud. I might recite several cases where the curves have saved time in locating stations, but one example is indicative of them all. On October 6 I noticed in the papers that WTAM, the new station of the Willard Battery Co., was to give a dance program that evening. As I had no log readings to aid me in picking up this station, it would have been necessary, without the curves, to guess at the approximate point

to find them on the tuner dial. As their wave-length was given in the paper, the tuner dial was set at the corresponding reading on the curve. When the rheostat was turned, their whistle was heard, and they tuned in sharp when the tuner dial was adjusted less than half a division.

The method has worked perfectly for me with the single exception of one station which is operating about 12 meters above the wave-length which the dope sheets state is assigned to it. Incidentally the curves offer a ready check on the wave-length of code stations which have strayed from their fold, as for example, on the night I made the original tabulations they were picked up at 286, 330, 414, 430 and 448 meters.

MEASUREMENTS OF FREQUENCIES OF STATIONS

In order to assist the Radio Inspection Service in maintaining stations on their licensed frequencies, the Bureau of Standards makes daily measurements of the emitted waves from various stations. The measurements to date have been mainly on Class B broadcasting stations and on the low-frequency high-power transoceanic stations. The measurements show in general a gratifying degree of adherence to the assigned frequencies. In a few cases where the observation showed stations to be seriously off their assigned frequency, the Supervisors of Radio have readjusted the stations so as to bring them within the required tolerance.

In only a few cases are the stations maintaining without exception the assigned frequencies so closely that the wave can be used as a frequency standard.

(Continued on page 934)

Awards of the \$50 Radio Wrinkle Contest

First Prize

A ROLLING CONTACT FOR VARIABLE RESISTANCES

By B. A. KINSEY

With the continued use of a wire type potentiometer or rheostat the contact arm is very likely to cut through the wire, thus ruining the instrument. Also there are very few rheostats and potentiometers which have smooth sliding contacts. To eliminate these disadvantages I incorporated on the contact arm of a rheostat, a small roller contact. This arrangement has proven highly efficient and has given me so much satisfaction, that I have employed the same system on all variable resistances in my receiving set. Figs. 1, 2 and 3, clearly show how this arrangement can be applied to various types of rheostats and potentiometers. As seen, a small brass wheel or roller about $\frac{1}{2}$ " in diameter is fastened to the end of the contact arm and placed so that it will make firm contact with the resistance wire either on the end or on the side of the winding. This small roller is attached to the arm by means of a machine screw and two nuts or an inductance switch




Fig. 1

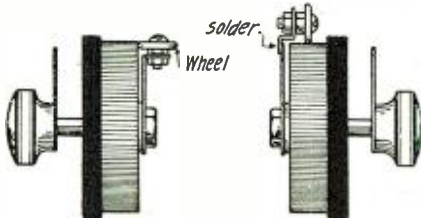


Fig. 2

Fig. 3

Showing Different Ways the Roller Contact Can Be Attached to a Rheostat or Potentiometer. This Provides an Exceptionally Smooth Running Contact.

or binding post bushing. The slider contacts on all these instruments are made of spring brass so that it is an easy matter to bend them so that the rollers can make firm contact with the resistance wire. This arrangement is the most smooth running system that I have as yet laid hands on and I believe that many will find it a worth while addition.

Second Prize

A VARIABLE CONDENSER

By ANDRE DEMORGNY

I present in this article, a new variable condenser. The principal feature of this is the small space it takes on a panel and the comparatively steady variation of capacity obtained. The parts required for its construction, are as follows:

2 pieces of hard rubber measuring 1" x 2" and $\frac{2}{3}$ " x $1\frac{1}{2}$ ", respectively (when mounted on a panel, only one piece is required).

- 1 piece of mica,
- 2 brass plates (see Fig. 2),
- 2 binding posts,
- 4 screws,
- 1 insulating knob.

The knob has a sharp ring into which is

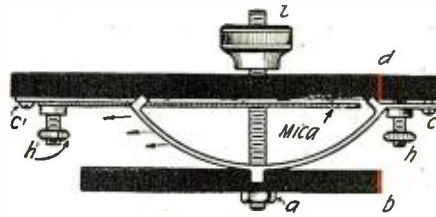


Fig. 1

Constructional Details of the Variable Condenser. The Capacity is Varied by Turning the Knob.

screwed a large threaded rod (i) about 2" long as shown in Fig. 1. This rod extends through the entire instrument and is permanently fastened to insulating block (b) by the nut (a). Cut two plates as shown in Fig. 2, making the variable plate slightly wider than the stationary plate. Secure the

Prize Winners

FIRST PRIZE, \$25

Rolling contact for variable resistances

By B. A. KINSEY,
36 Crown Street,
Dalton, Ga.

SECOND PRIZE, \$15

A variable condenser

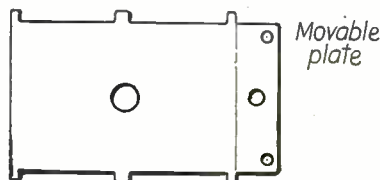
By ANDRE DEMORGNY
9 Rue des Belles Feuilles,
Paris 16, France.

THIRD PRIZE, \$10

An efficient inductance coil for short waves

By EDWARD BINNS,
2645 Shaker Road,
Cleveland Heights, Ohio.

rod (i) in the center of the insulating piece (b). The holes in the plates are drilled larger than the diameter of the rod (i) hole in the mica which is large enough to pass it. The movable plate (a) is fastened to the insulating block (d) by means of the two screws (c) (Fig. 1). The stationary plate is fastened to (d) by the two screws (c-1).



Stationary plate

Fig. 2.

Details of the Stationary and Movable Plates of the Variable Condenser.

A piece of mica is placed between the two plates and should be slightly larger than the stationary plate, thus avoiding the possibility of short circuit. Two binding posts (h) and (h-1) complete the construction.


The capacity of the condenser is very close to .001 M.F. at its maximum and has a comparatively low minimum capacity.

Third Prize

AN EFFICIENT INDUCTANCE COIL FOR SHORT WAVES

By EDWARD BINNS

There are several characteristics which an efficient unit inductance coil must possess. Some of the most important of these are: Maximum inductance for a given amount of wire, a minimum distributed capacity, and a minimum resistance caused by losses from imperfect dielectrics in the field of the coil.



Showing the Appearance of a Complete Short Wave Inductance Coil. The Wire is Wound on a Circular Framework of Insulating Material.

The coil which I shall describe possesses all of these features except the first; but, since it is to be used for short waves only, this will not interfere with its efficiency to a great extent. One of its desirable features is the ease with which it can be wound and the simplicity of the form upon which it is wound.

As can be seen from Fig. 1, the coil is wound upon a flat circular ring of suitable insulating material about $\frac{1}{4}$ " thick. The ring is about $\frac{3}{8}$ " wide, and may be any diameter desired; although I have found that 5" is about right for the broadcasting wavelengths.

The outside circumference of the ring is first divided into 96 parts. This is done by dividing the circumference by the radius. Mark every other one of the points left by the dividers. Next divide each space in half. Do this three more times and cut a notch at each of the 96 points.

No. 24 D.C.C. wire is about right for this coil. Secure the wire around the ring at one of the points which has been marked,

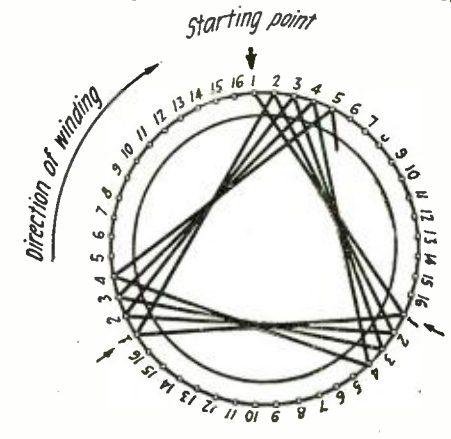


Fig. 1

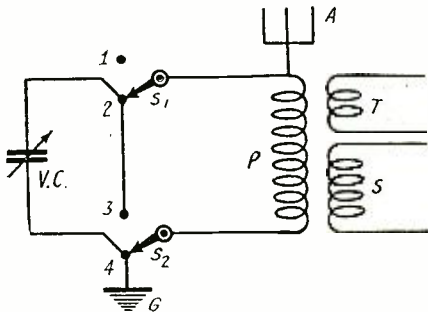
Illustrating How the Short Wave Inductance Coil is Wound.

calling this notch No. 1. Then stretch it across the next marked point. Do the same with the next notch No. 1. Then stretch it across point No. 2, as shown in Fig. 1, stepping each turn around a notch until all the notches are filled. Secure the wire around the ring at the last notch. This completes the coil.

The writer has thoroughly tested this coil for efficiency and has found that results are slightly better than those obtained with a spider-web coil. With it I can receive WWJ (Detroit) on a crystal in almost any kind of weather, although the results are not entirely due to the coil, as the same station is received very faintly with a spider-web coil.

SUBSTITUTE FOR A SERIES-PARALLEL SWITCH

In constructing a honeycomb coil set, the diagram of which called for a series-parallel switch in the primary circuit in order that the primary condenser could be thrown at



A Very Simple Type of Series Parallel Switch That is Easily Mounted Upon a Panel.

will in series, parallel, or cut out entirely, I was confronted with the choice of a delay of several days to procure a regular four-contact switch, plus the extra expense, plus the very particular job of getting the switch points exactly right for this type of switch, or making a substitute with such material as the average fan usually has on hand. I solved the difficulty by using two ordinary switches and four switch points, as per the diagram.

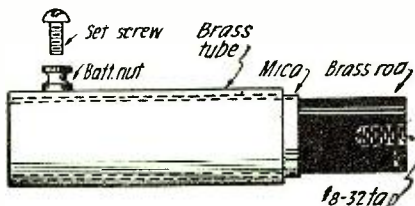
Nos. 1, 2, 3, and 4 are switch points, No. 1 being blank and the rest wired according to the diagram. S^1 and S^2 are ordinary switches. With S^1 on 2 and S^2 on 4, the condenser VC is in parallel. With S^1 on 1 and S^2 on 3, the condenser is in series and with S^1 on 1 and S^2 on 4, the condenser is cut out entirely.

This idea will work equally well with any of the ordinary forms of coils, honeycomb, spider web or variocoupler.

Contributed by Charles E. Wells.

AN EXCELLENT GRID CONDENSER

The ordinary commercial type of paper grid condenser is usually constructed in such a manner that one has to be very careful in tightening a binding post nut down upon it, for the reason that the contact eyelets are so easily torn loose. The average condenser of this type will stand only a very few changes from one hook-up to another. A



A Very Good Idea in the Way of Variable Grid Condensers. The Brass Rod is Threaded so That the Condenser Can Be Screwed Directly onto the Grid Post on the Tube Socket.

much more substantial grid condenser may be constructed as follows:

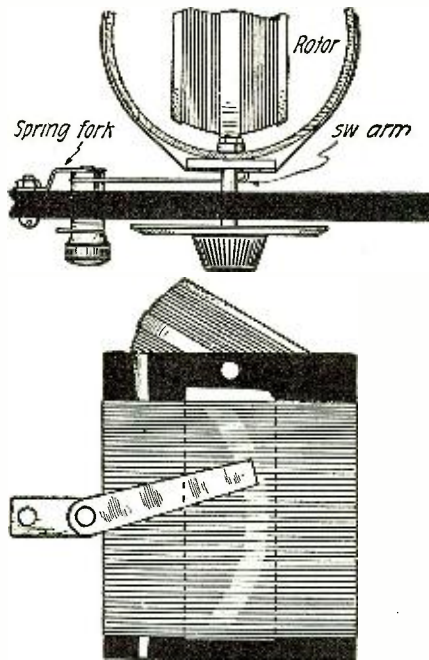
Bore a 3-32" hole into the end of a section of brass rod 1/4" in diameter and 2 1/2" long, and tap the hole with an 8-32" thread. Now cut a piece of mica 2" wide and just long enough to wrap around the rod with a narrow lap joint. This piece of mica should be very thin for best results, and when wrapped around the rod it should extend very slightly beyond the unthreaded end of the rod, leaving "pincer room" at the threaded end. Now procure a piece of thin brass tube with an inner bore just large enough to fit snugly about the brass rod and mica and on the side of it solder a common battery nut, which has an 8-32 thread. When assembled, screw the condenser directly on to the grid post of your tube socket; connection to tuning circuit may then be made by means of a set-screw in the battery nut on the outer tube. Any desirable change in the capacity of this condenser may be made by sliding the tube back and forth on the rod.

Contributed by Robert N. Auble.

FOR YOUR VARIOCOUPLER

Enclosed is a drawing of a variocoupler, of my design, which departs from the conventional form of changing the number of turns of primary circuit to tune the wavelength desired. By using a long switch arm attached to the back of a switch lever, single tap tuning is afforded.

To construct the variocoupler, simply wind the primary coil around the tubing and also a narrow strip of bakelite the length of the tubing. This gives a flat surface for the switch arm to slide on, and is more compact,



A Very Fine Variation of Inductance Can Be Obtained by Using This System, Which is Less Complicated Than the Usual Method.

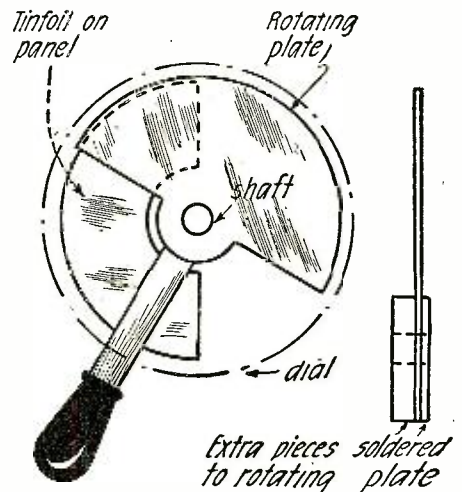
as well as being neater in the outside appearance, than the ordinary coupler that requires several switch points, and even two sets of switches if signal tap variation is to be had.

Contributed by H. W. Sutton.

A VERNIER CONDENSER

This Vernier condenser consists of a small semi-circular piece of tinfoil glued to the panel front and connected to the stationary plates of the variable condenser. The rotating plate of the Vernier is a small circular piece of sheet brass with another piece of brass soldered to the center to make the whole 1/8" or a little more in thickness. Through this center is drilled a hole the size of the shaft. It should fit snugly on

the shaft and be just tight enough so that it will not jar out of position. A composition handle is fastened to the movable plate and is long enough to extend out past the circumference of the dial. The space between the tinfoil and the movable plate should be about 1/32", but care must be taken that this arrangement does not short circuit the condenser. To prevent this, a small insulating washer can be placed on the con-



This Vernier Attachment is Mounted Directly Behind the Knob and Dial and is Adjusted by Means of the Insulating Knob.

denser shaft so as to be between the stationary and movable plate on the Vernier.

Contributed by Richard C. Henderson.

A USE FOR WORN-OUT DRY CELLS

Many amateurs are at present using WD-11 tubes and No. 6 dry cells to light the filament.

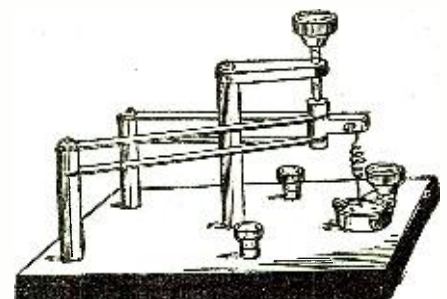
When these cells run down below 10 to 12 amperes, on test, they are no longer suitable for this purpose and are, therefore, usually thrown away. Where such cells are used to operate three or more WD-11s, they soon accumulate and by saving them it takes but a short time to get together 15 or more of these used cells. But instead of throwing them away, connect them up in series (15 cells for 20 volts or about 1.3 volts per cell) to make an excellent "B" battery to supply the plate current to the tubes.

Since "B" batteries cost considerable, it is well worth while saving the dry cells, as these will last a long time, due to the comparatively small amount of current required for the plate supply.

Contributed by Geo. M. Lay.

A GOOD CRYSTAL DETECTOR STAND

The following is a description of a crystal detector that, when set on a sensitive spot, pounding on a table is possible without moving it from that sensitive spot. The ease of having a very light contact on silicon (Continued on page 983)



A Very Stable and Serviceable Type of Crystal Detector Stand. The Arrangement Prevents the Possible Jarring Out of a Sensitive Point.



APPROVED
RADIO NEWS
LABORATORIES
1922

RADIO NEWS LABORATORIES



RADIO manufacturers are invited to send to RADIO NEWS LABORATORIES, samples of their products for test. It does not matter whether or not they advertise in RADIO NEWS, the RADIO NEWS LABORATORIES being an independent organization, with the improvement of radio apparatus as its aim. If, after being tested, the instruments submitted prove to be built according to modern radio engineering practice, they will each be awarded a certificate of merit, and a write-up such as those given below will appear in this department of RADIO NEWS. If the apparatus does not pass the Laboratories tests, they are returned to the manufacturers with suggestions for improving them. No "write-ups" sent by manufacturers are published on these pages, and only apparatus which has been tested by the Laboratories and found to be of good mechanical and electrical construction is described. Inasmuch as the service of the RADIO NEWS LABORATORIES is free to all manufacturers whether they are advertisers or not, it is necessary that all goods to be tested must be forwarded prepaid, otherwise they cannot be accepted by the Laboratories.

Apparatus Awarded Certificates

THE MAGNAVOX LOUD SPEAKER

This loud speaker is the result of considerable experimenting and research in the design of radio loud talkers, and is an instrument that does not require any electric current for its field excitation. It is designed primarily for use with radio



sets that employ dry cell tubes. Unlike the famous electro-dynamic type employing an electro-magnet, this instrument employs a powerful permanent magnet for its field. It is called the Semi-Dynamic, type M1, Magnavox, and is manufactured by the Magnavox Co., Oakland, California. This instrument has a D.C. resistance of 400 ohms and an impedance at 1,000 cycles of about 5,000 ohms. It is exceptionally sensitive throughout the wide range of audible frequencies and reproduces powerful signals without rattling. It is noted for its excellent quality and faithfulness of reproduction. The base and horn are of metal, highly finished in gold.

Arrived in excellent packing.
AWARDED THE RADIO NEWS LABORATORIES CERTIFICATE OF MERIT NO. 292.

WARREN RADIO LOOP

This loop antenna is entirely enclosed, thus protecting the wires



from mechanical injury. It is provided with three terminals for connections to the grid and filament of a vacuum tube receiving set and also the ground. A wave-length range of from 170 to 525 meters may be covered when shunted by a .0005 mfd. condenser. This loop is manu-

factured by the V-De-Co Radio Mfg. Co., 814 Cookman Avenue, Asbury Park, N. J.

Arrived in excellent packing.
AWARDED THE RADIO NEWS LABORATORIES CERTIFICATE OF MERIT NO. 283.

GLOBE HEAD-SETS


The Globe Phone Mfg. Co., Reading, Mass., submitted for test two head-sets known as the Super-sensitive Standard and the Balanced Type Perfectone. Each head-set is of excellent mechanical and electrical construction and is very efficient throughout a wide range of audible frequencies. The Standard head-set has a resistance of 2,100 ohms and the Perfectone head-set a resistance of 2,400 ohms. Each has an impedance of approximately 23,000 ohms at 1,000 cycles. The illustration shows the standard head-set which employs a slightly smaller diaphragm than the Perfectone head-set. They are of the standard two-pole construction.



Arrived in excellent packing.
AWARDED THE RADIO NEWS LABORATORIES CERTIFICATES OF MERIT NOS. 284 AND 285.

"RICO" STRAIGHT CONDENSER

Rico Straight Line Condenser is a book type variable condenser employing a mica sheet as the dielectric. Although this type of condenser is not quite as efficient as the air dielectric types, it is exceptionally simple, much cheaper to manufacture and occupies less space than other types. The capacity range is from .00024 to .000103 mfd. The entire range is covered by one turn of the dial. Although the capacity curve is not exactly straight, it is of such a shape as to make tuning much easier and selective than with the ordinary rotary plate type. The dielectric loss resistance, at 1,000 cycles, is 400 ohms. This condenser is manufactured by the Radio Industries Corporation, 131 Duane Street, New York City.



Arrived in excellent packing.
AWARDED THE RADIO NEWS LABORATORIES CERTIFICATE OF MERIT NO. 290.

UNITY CARTRIDGE RHEOSTAT

The Unity non-vernier rheostat or Cartridge rheostat is designed for efficiency and economy. It is manufactured by the Unity Mfg. Co., 224 N. Halsted St., Chicago, Ill.

A phosphor bronze fork type of contact is used. This insures minimum changes and smooth variations in resistance. The positive contact given by the fork makes certain that no distortion or noise is caused in the amplification circuit, where non-vernier rheostats are used.

Resistance cartridges suitable for each tube are sold separately, so that tubes may easily be changed in a set, and the proper resistance inserted, without removing the bracket from the panel, and at very small expense.

Potentiometer cartridges are also made which fit the same brackets.



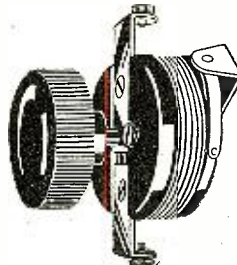
Arrived in excellent packing.
AWARDED THE RADIO NEWS LABORATORIES CERTIFICATE OF MERIT NO. 282.

UNITY VERNIER RHEOSTAT

The Unity vernier rheostat is the result of years of experience in manufacturing radio rheostats. It is designed to accomplish the highest possible perfection in tuning adjustment.

The design is vernier throughout. The wire is a highly polished special nichrome wire, and is followed throughout its entire length by a contact point of special alloy. The most infinitesimal variation and refinement in tuning can easily be obtained.


A cut-out switch operates with no change in the tuning adjustment, thus permitting a tuning once arrived at to be maintained while the



tube is turned on or off at will. It is manufactured by the Unity Mfg. Co., 224 N. Halsted St., Chicago, Ill.

Arrived in excellent packing.
AWARDED THE RADIO NEWS LABORATORIES CERTIFICATE OF MERIT NO. 281.

PHILADELPHIA STORAGE "B" BATTERY




This storage "B" battery which is manufactured by the Philadelphia Storage Battery Co., Ontario and C Sts., Philadelphia, Pa., is especially recommended for radio use. It is shipped dry charged; that is, the battery is shipped fully charged but without electrolyte. The electrolyte is furnished separately in the empty battery, the latter is fully charged and ready for use. When discharged, it may be charged from the 110-volt A.C. line by using the small electrolytic rectifier furnished with it. Complete instructions accompany each battery, of course. It may be put into operation practically as easily as an ordinary dry cell "B" battery, but when once installed, troubles due to dead batteries are practically eliminated. This battery, type 224 RB, is only 2" x 3" x 10 1/2" in size.

Arrived in excellent packing.
AWARDED THE RADIO NEWS LABORATORIES CERTIFICATE OF MERIT NO. 279.

AMPERITE

It is desirable to eliminate as many controls on a radio set as possible and thus simplify its operation.



The amperite shown in the illustrations may be effectively used in place of a filament rheostat. It automatically maintains the filament current constant. Amperites are manufactured for practically all makes of receiving tubes now on the market. The amperite will also tend to prevent the burning out of a tube, should excess voltage be applied to its filament. They are manufactured by the Radiall Co., 99 Warren St., New York City.

Arrived in excellent packing.
AWARDED THE RADIO NEWS LABORATORIES CERTIFICATE OF MERIT NO. 280.

VICTAPHONE LOUD SPEAKER UNIT

This loud speaker unit is designed for attachment to a phonograph or other horn. It has an adjustable air gap so that it may be adopted for

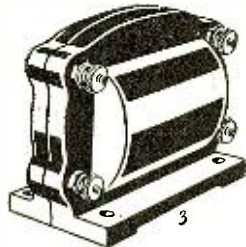


use under practically all conditions. The resistance is approximately 1,600 ohms, and the impedance at 1,000 cycles about 23,000 ohms. Excellent results were obtained throughout the entire range of audible frequencies, and it reproduces speech and music quite well. This loud speaker phone is manufactured by J. Thomas Rhamstine, 2152 E. Larned St., Detroit, Mich.

Arrived in excellent packing. AWARDED THE RADIO NEWS LABORATORIES CERTIFICATE OF MERIT NO. 274.

SAMPSON AMPLIFYING TRANSFORMER

This amplifying transformer is somewhat different from the usual type in that the coils are spiral wound and arranged on the core



in pie shaped layers. This construction does away with the usual paper insulation employed between layers in the ordinary type and consequently allows for more turns in the same space. The capacity effect between the windings is also reduced. The characteristic curve is very flat and the voltage amplification is high throughout a wide range of audible frequencies. This instrument is manufactured by the Samson Electric Co., Canton, Mass.

Arrived in excellent packing. AWARDED THE RADIO NEWS LABORATORIES CERTIFICATE OF MERIT NO. 275.

ANTENNA INSULATOR



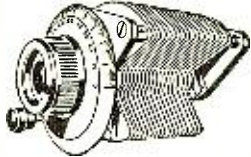
An antenna insulator suitable for receiving signals or low power transmitting aeriols is shown in the illustration. This insulator is of glazed

porcelain, having holes in each end for attaching the wires. Its small size and shape make it especially adapted for insulating the average sized antenna. It is manufactured by the Square D Co., Detroit, Michigan.

Arrived in excellent packing. AWARDED THE RADIO NEWS LABORATORIES CERTIFICATE OF MERIT NO. 276.

RADIANT CONDENSER

The Heath Radio & Electric Mfg. Co., 206 First Street, Newark, New Jersey, submitted for test one of its improved 45-plate vernier type variable condensers. This condenser is noted for its exceptionally low dielectric absorption loss, mechanical



accuracy, and durability. The dielectric loss is equivalent to a series resistance of only 46 ohms, measured at a frequency of 1,000 cycles. The capacity range is from .000025 to .000884 mfd. The plates are exceptionally flat and hard, being stamped out of sheet aluminum under high pressure. The condenser is furnished complete with knob and dial and template for drilling.

AWARDED THE RADIO NEWS LABORATORIES CERTIFICATE OF MERIT NO. 291.

VITREOSIL

Vitreosil is a substance of glass-like appearance manufactured in both clear and satin finish. It is noted for its exceptionally low radio frequency phase difference angle, low coefficient of expansion, and high melting point. On account of its brittle glass-like structure, it cannot be used as insulating parts in radio instruments unless the instruments are especially designed for its use. Vitreosil has the highest dielectric strength of any other insulating material known, making it especially adapted for high voltage condensers, etc. On account of its low dielectric losses, it is especially recommended for use in variable condensers. Samples of this material were submitted by the Thermal Syndicate Ltd., 350 Madison Avenue, New York City.

Arrived in excellent packing. AWARDED THE RADIO NEWS LABORATORIES CERTIFICATE OF MERIT NO. 277.

AMERICAN HARD RUBBER PANELS

The radio panels manufactured by the American Hard Rubber Co., 11 Mercer Street, New York City, are noted for their pleasing appearance and exceptionally low radio frequency losses. Two types are made, the Mahoganite and the Resiston Radion. The Mahoganite panel has a grain in it resembling the grain in mahogany. Both types are highly polished on both sides and are very easy to cut and drill. The

low radio frequency losses are due of course to the fact that the panels are made of a good grade of hard rubber.

Arrived in excellent packing. AWARDED THE RADIO NEWS LABORATORIES CERTIFICATE OF MERIT NO. 243.

THE DIAMOND HEAD-SET

This 2,000-ohm head-set which is manufactured by the Diamond Electric Specialty Corporation, Newark, New Jersey, is very sensitive throughout the entire range of audio frequencies. The head band is so designed that the head-set may be



worn with comfort. The caps and shells are of insulating material and of very neat appearance. The phones are of the standard two-pole construction and reproduce music and speech with very little distortion.

Arrived in excellent packing. AWARDED THE RADIO NEWS LABORATORIES CERTIFICATE OF MERIT NO. 269.

FORMICA

Formica, an insulating material out of which excellent panels are made, is of very tough construction and takes on a highly polished surface. Black formica grade M is manufactured in panels of several thicknesses and is especially recommended for radio use. This material is manufactured by the Formica Insulation Co., 4614-28 Spring Grove Avenue, Cincinnati, Ohio.

Arrived in excellent packing. AWARDED THE RADIO NEWS LABORATORIES CERTIFICATE OF MERIT NO. 270.

RUB-MIKA


Rub-Mika, an insulating material made especially for radio panels, is manufactured by the Cooper Corporation, Findlay, Ohio. A 12" x 18" x 1/4" panel was submitted for test and this panel was found to be very easily cut and drilled and free from warping. The finish is a dull black. The radio frequency phase difference angle is low, insuring high efficiency from the radio instruments, such as condensers, mounted on it.

Arrived in excellent packing. AWARDED THE RADIO NEWS LABORATORIES CERTIFICATE OF MERIT NO. 249.

KIMLEY STORAGE "B" BATTERY

Many dry-cell "B" batteries have been ruined through accidental short circuits and at best are expensive in the long run, due to a comparatively short life. This storage "B" battery will last for years and requires very little at-

tention. It is not harmed from over-charging, discharging or short circuits. It may be charged in a few hours, from a 110-volt A.C. line by using the rectifier supplied

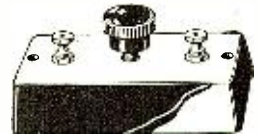


with the battery or from a 110-volt D.C. line, and will give excellent service for several months before requiring another charge. The 100-volt battery shown in the illustration is made up of 78 Edison cells with tap switches for obtaining different voltages for detector and amplifier tubes. It is manufactured by the Kimley Electric Co., Inc., 2665 Main St., Buffalo, N. Y.

Arrived in good packing, with full instructions and accessories. AWARDED THE RADIO NEWS LABORATORIES CERTIFICATE OF MERIT NO. 265.

AMPLEX GRID CONDENSER

Although a variable grid condenser is not absolutely necessary, it is well known that different tubes work best with different values of grid condenser capacities. For this reason, the Amplex Instrument Laboratories, of 57 Dey Street, New



York City, has designed the unique variable grid condenser shown in the illustration. It is small in size and may be mounted inside the radio cabinet near the detector socket so that when once adjusted to suit the particular tube in use, it may remain so adjusted and requires no further attention. A range of from 113.46 to 477.51 M.M.F., was obtained and a dielectric loss resistance of 2,900 ohms, which, although high, is low compared with many condensers employing a solid dielectric. Metal plates are clamped between mica sheets by the control knob which varies the capacity.

Arrived in excellent packing. AWARDED THE RADIO NEWS LABORATORIES CERTIFICATE OF MERIT NO. 241.

DELAWARE HARD FIBRE

The Delaware Hard Fibre Co., Wilmington, Delaware, manufactures several forms of hard fibre which may be used in many radio instruments. This material is made in tubes, strips, knobs and forms for rheostats, and may be found useful for many other purposes. Although the surface is not highly polished, in some cases this material may be used for panels.

Arrived in excellent packing. AWARDED THE RADIO NEWS LABORATORIES CERTIFICATE OF MERIT NO. 268.

Radio Trade News
By L. N. ALLEN*

“ANOTHER Radio Christmas” was one of the slogans used by the Radio Trade Association in the Radio Week Campaign. The slogan started off “Make it Another Radio Christmas,” but the public seemed determined to handle the matter themselves, without any assistance from the trade. Radio for holiday gifts certainly has arrived—and that with a vim. Even the most pessimistic in the trade is forced to admit the fact that radio offers a real market for brains and for ability.

Talking of brains and ability in the industry, it is interesting to note the various

changes the personnel and even the policies of some of the old line radio firms. Today it is parts, yesterday perhaps it was a single item, tomorrow it may be complete sets, or the manufacturer may turn his efforts to selling accessories by mail or completely divert his business efforts. These changes, while oftentimes smile-provoking point out one of the better features of the radio trade—it is a business with hundreds of live-wire executives, young men, all anxious to learn and willing to change, once they are convinced some other method is better than the one they are following. A well known figure in the electrical trade recently re-

marked on the progressiveness of the radio industry. “You folks make a lot of mistakes,” he said, “but you always do something.” The radio business man perhaps is cursed with a desire continually to “do something,” but after all most great inventions and even developments in business practice, have come from an unwillingness to be content with things as they are.

With the real radio industry in its third year, sales managers generally are beginning to breathe with more freedom, and every visit of the “expert” to the factory does not mean a change in the design of the
(Continued on page 1000)

*Associate Editor, *The Radio Dealer*.

Correspondence from Readers

BROADCASTING ADVERTISING

Editor, RADIO NEWS:

Broadcasting is without question either going to become a factor in our lives in every way equal to the printed word or the work of the public schools, or it is going to destroy itself. Which of the two courses it will take will depend entirely on the kind of broadcasting we receive. If the bulk of our broadcasting continues to consist of poorly modulated canned music and the quivering quakes of woud-be artists, radio is doomed. If our broadcasters receive an income sufficient to enable them to give the best, none of us is able to foretell the big extent to which radio will influence and enrich our lives.

I agree with Mr. Eddy, not in the sense that I am a broadcaster, but in the sense that I am and have for years been a radio fan and an amateur code man. During the recent world baseball series millions of people followed the games via radio. In most cases the interval between innings was filled in with blank spaces, or whistling, or canned music and telling stories, so that distant receiving stations would know that the broadcaster was still in tune.

Would it not have been better to give the broadcaster an income during these intervals so that he could improve his equipment and pay for the best talent by proceeding somewhat as follows:

"End of the second inning; score 1 to 0 in favor of the Yanks. While the players are changing positions, Mr. Sterns of the Staudemaker Automobile Company will speak to you for three minutes." "The 1924 model Staudemaker automobile will not be equipped with four-wheel brakes, because they are dangerous. They add 100 pounds to the weight of the car, increase operating expenses, etc."

"End of the sixth inning. Mr. Smith of the Hat in the Ring car will address you for three minutes." "The Hat in the Ring car is now regularly equipped with four-wheel brakes. Present day traffic conditions make them absolutely essential; they operate efficiently," etc.

Would such a procedure cause you or me any inconvenience? Would it annoy us if we realized that this advertising between acts of a grand opera made it possible for us to sit in our homes and enjoy that grand opera? It would be a very easy matter to so tax the earnings of a broadcasting station that the very best programs and only a reasonable profit would be assured.

As Mr. Eddy says: We do not object to newspaper and magazine advertising, though the fact remains that this advertising is bound to attract our attention. In fact many of us spend more time reading the ads than we do the reading matter. Take for example the November issue of RADIO NEWS with a circulation of over 230,000 copies. It is printed on a very good grade of paper, the cost of which alone would cost you or me the price of the magazine, to say nothing of paying for the big expenses of securing and printing good reading matter, prize awards, experimental laboratories, etc.

Out of a total of 484 columns in the magazine, 276 were advertising. And now, radio fans, be honest with yourselves; don't you get fully as much pleasure and information from these ads as you do from the printed matter? In the Oct. 13 issue of the *Saturday Evening Post*, out of a total of 589 columns, 336 were advertising. The same applies to all other worthwhile publications. Advertising makes it possible for us to get these good magazines for the prices we pay.

Why in the name of common sense shouldn't we be able to let advertising pay for real good broadcasting? Do you object to going to an opera house because the program contains advertising to be read before and during the performance? If you don't want to listen to this advertising, get a half-way selective tuner and tune him out, or go to bed and dream the dreams of a dreamer. Sentimental dreams seldom get anything anywhere; a sound business policy does.

I do not in any way wish to belittle the splendid programs broadcast in the past from many of our excellent stations. However, they cannot, AND WILL NOT, go on forever paying their own expenses, and, good as they are, they cannot, AND WILL NOT, give us the best unless we pay for it in some way or other.

Something New!

Can you build a telephone receiver less than $\frac{1}{4}$ of an inch big, or a loose coupler, or a variocoupler, or a variometer, or a radio outfit of this size? \$200 in prizes will be paid for actual working models of the smallest electric and radio apparatus and appliances. This is the most novel contest staged in a long time. For full particulars, see page 1014 of this issue.

This is only one of the big features of the new and enlarged PRACTICAL ELECTRICS for January.

SOME OF THE OTHER INTERESTING ARTICLES APPEARING IN THE JANUARY ISSUE OF PRACTICAL ELECTRICS:

The Wonders of Radium.
Measuring Celestial Temperatures, By Jacques Boyer, Paris Correspondent.
Aerial Railroad, By Raymond F. Yates.
Analogies and Others, By T. O'Connor Sloane, Ph.D.
Electric Timing of Horse Races, By Jacques Boyer, Paris Correspondent.
Commercial Applications of Photoelectric Cells, By Raymond B. Waite.
German Electric Forges, By Dr. Albert Neuburger.
Book Condenser, By Sherman Hafley.
Mount for Transmitter Button, By Robert Rollins.
Simple Galvanometer, By Arnold Davidson.
Watch Hair Spring Relay, By H. P. Clay.

It seems to me that we must either let advertising pay for our radio broadcasts, or run them at public expense much as our schools and post offices are being run. The radio situation is such right now that I believe that if all other things were reasonably equal, a strong man, backed by a strong political party, would materially increase his chances of a presidential election, if, among other things in his platform, he were to come out with a sound, definite policy in regard to radio broadcasting. Certainly radio is fast becoming of sufficient importance to warrant such a policy. The day is coming without doubt when all about us will be the voice of well regulated song and music, education and information, all of the highest type; but why should it be necessary to delay this day until you and I are gone?

U. J. BARBELI,
National Educational Service,
3149 Stout St., Denver, Colo.

MR. EDISON AND RADIO

Editor, RADIO NEWS:

The Louisville *Herald* carried an article recently under the caption "KEEP FORD AT HOME—EDISON." It seems that a reporter for the Associated Press interviewed Mr. Edison regarding Henry Ford's possibilities as the Nation's Chief, and during

this interview the electrical wizard, it is purported, gave his opinion on the question of "Radio" as follows:

"The Radio, he (Thomas A. Edison) believed, has been the greatest modern factor in causing young people to think. It has widened the range of knowledge, he said, and will continue to do so. Musical and other radio entertainment features, in his opinion, sooner or later will be confined more to speeches and market quotations. He characterized the entertainment programs as fads which would not live, largely because of the difficulties of perfect transmission."

If that will be the future of radio entertainments, I am ready to throw my receiving outfit in the Ohio River tomorrow. I have been a "dyed in the wool" BCL for the past two years. I have heard musical concerts from the coast of the Pacific to the coast of the Atlantic, from distant Canadian points to the Gulf, and after two years I am more interested than when I started, as I am certainly improving my set and reaching out for clearer and better reception of radio concerts. While I will admit, and surely trust, that radio will be used more extensively in the future for commercial enterprises, I cannot see why entertainment over radio should cease, and especially not for the reason as set forth by Mr. Edison, namely, "difficulty of perfect transmission."

Are we going backwards? Have the radio engineers and experts all over the country ceased experimentations? If transmission of radio signals are so very difficult to send out perfectly (which fact I cannot vouch for), is this the time to cease improving and experimenting? I have been a subscriber to RADIO NEWS for some time and I read it from cover to cover, but to date, I have never found anything that would indicate a cessation of radio broadcasting for entertainment purposes. That it is not a fad or passing fancy, is very obvious to me as an individual. Go into any first-class radio store and watch people who are now first becoming radio enthusiasts, then take a trip through any city, town, village or country and count the ever increasing number of aeriels.

I sincerely hope Mr. Edison has been misquoted, as it certainly would be too bad if the great electrical wizard, Mr. Thomas A. Edison, honored by all the nations, should be of this opinion; and besides, what can we broadcast listeners expect or hope for in the future if this opinion becomes general?

H. O. PRAETORIUS,

1125 E. Broadway, Louisville, Ky.

(Unfortunately Mr. Edison was not misquoted or misunderstood; it was the Editor of this Journal himself who asked him the technical questions. Mr. Gernsback, who was a guest at Mr. Edison's dinner, asked him a number of technical questions, among them being the one as to the future of radio. Mr. Edison's answer is substantially correct as quoted.)

Of course, the Editor, and for that matter many other radio people, do not share Mr. Edison's views. This is simply a personal opinion of Mr. Edison and should not be taken too seriously by the radio enthusiasts. Mr. Edison, admittedly is not a radio man himself, and has done practically no work along radio lines. As a consequence, the country need not get very much excited about Mr. Edison's views. As a manufacturer of phonograph records Mr. Edison may be pardoned for not being a radio enthusiast. As is well known, the phonograph interests consider radio their greatest menace.

—EDITOR.

(Continued on page 940)



THIS Department is conducted for the benefit of our Radio Experimenter. We shall be glad to answer here questions for the benefit of all, but we can publish only such matter as is of sufficient interest to all.

1. This Department cannot answer more than three questions for each correspondent.
2. Only one side of the sheet should be written upon; all matter should be typewritten or else written in ink. No attention paid to penciled matter.
3. Sketches, diagrams, etc., must be on separate sheets. This Department does not answer questions by mail free of charge.
4. Our Editors will be glad to answer any letter, at the rate of 25c for each question. If, however, questions entail considerable research work, intricate calculations, patent research, etc., a special charge will be made. Before we answer such questions, correspondents will be informed as to the price charge. You will do the Editor a personal favor if you will make your letter as brief as possible.

ELECTROLYTIC RECTIFIER SOLUTION

(814) Mr. Theo. Fletcher, Philadelphia, Pa., wants to know:

Q. 1. How is the borax solution for an electrolytic rectifier made?

A. 1. This solution is prepared by dissolving ordinary borax in distilled water. The borax is added to the water until no more can be dissolved. The solution should then be placed aside until all extra borax has settled in the bottom. The clear solution can now be poured off to use in the rectifier.

Q. 2. Please publish a hook-up of two-jar electrolytic rectifier for use in charging a 100-volt storage "B" battery at about two amperes and 112 volts.

A. 2. As you have 110-volt supply, you cannot charge this battery at 112 volts. Also it would be injurious to the battery to charge it at two amperes. A storage "B" battery should not be charged at a higher rate than 1/2-ampere. The best way to charge this battery would be to divide it into two batteries of 50 volts each. place them in parallel, and connect them in series with a one-jar rectifier and the 110-volt line. A 75-watt lamp should also be placed in the circuit to allow the correct amount of current to pass.

Q. 3. Are tungsten lamps better than carbon lamps when used as a resistance in this rectifier?

A. 3. Both types of lamps will work equally well in this circuit.

R. F. WITH RA-10

(815) Mr. Martin Swanson, Valley City, N. D., requests:

Q. 1. Please publish a hook-up of a Paragon RA-10 with two stages of radio and two stages of audio frequency amplification.

A. 1. This circuit will be found in these columns. We have shown the regular connection for the plate variometer, but regeneration will be difficult to obtain in this manner and this instrument can be eliminated and the wiring made as shown by the dotted line.

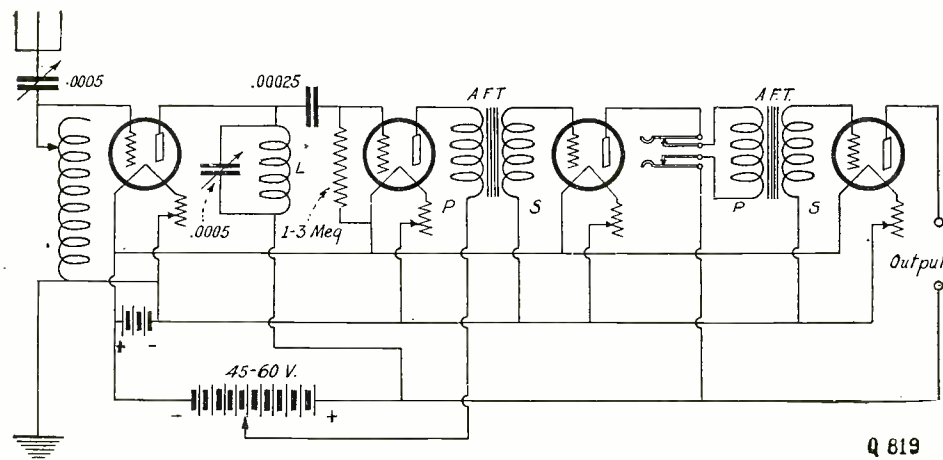
CRYSTAL RECEPTION

(816) Mr. Robert Morrison, Cleveland, Ohio, asks:

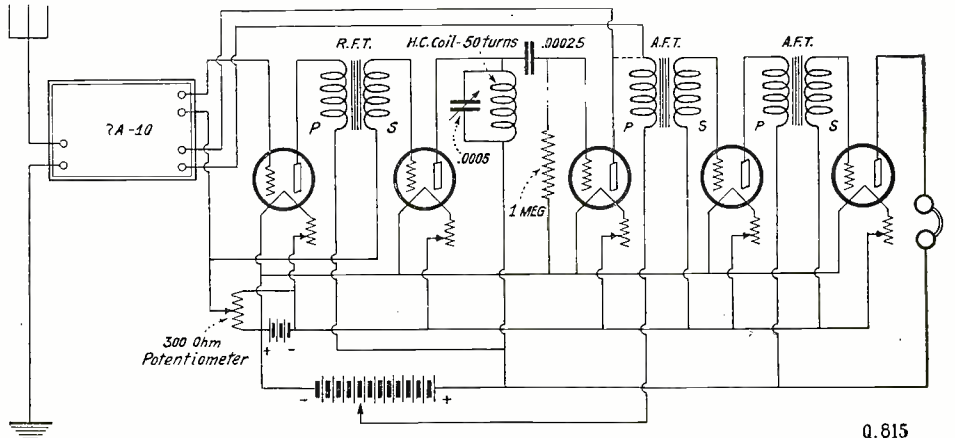
Q. 1. Would a person seven miles away be able to hear phone transmission from a station using one 5-watt tube and 100 volts on the plate? The Colpitts system is used with a microphone in the ground circuit.

A. 1. It is not probable that a crystal receiver would be able to receive this station at this distance.

Q. 2. What will be the range of this set under normal conditions?



Q 819
The Crosley Xj Receiver is Similar to the Well-Known Model X. A Jack is Used After the First Stage of A. F. So That Phones May Be Used.



Q. 815
Two Stages of Radio and Two of Audio Frequency Can Be Added to an RA-10 Receiver as Shown Here. Tuned R.F. is Used in the Second Stage for Selective Tuning.

A. 2. With a sensitive receiver at the receiving end, this transmitter might cover a distance of about four or five miles.

Q. 3. Will I be able to broadcast a half hour each day without a license?

A. 3. No. A license is required for any class of transmitting.

COMBINATION CRYSTAL AND TUBE SET

(817) Mr. Alan Henry, Edmonton, Canada, requests:

Q. 1. Please publish a circuit using three spider web coils showing how a crystal or a tube may be used as the detector.

A. 1. This diagram appears on these pages. A single pole, double throw switch is used to change from crystal to tube.

Q. 2. Can an old type Bradleystat be used with a UV-201A tube?

A. 2. This instrument can be used with a UV-201A with good results.

Q. 3. Can a safe, home-made electrolytic battery charger be constructed by one who has only a moderate knowledge of such matters?

A. 3. A good rectifier can be safely constructed by anyone, by following the correct plans. A good article on this subject will be found on page 164 of the March issue of Radio News.

REPAIRED TUBES

(818) Mr. Walter Radcliff, Chicago, Ill., asks:

Q. 1. Is a repaired tube as good as a new one?

A. 1. Sometimes a repaired tube will give as good results as when new, but as a rule we do not believe it will equal a new tube.

Q. 2. Would a WD-11 or a UV-199 give better results?

A. 2. These tubes when used as detectors would give about equal results, but when used as amplifiers, the UV-199 would prove superior.

CROSLY XJ RECEIVER

(819) Mr. E. L. May, Detroit, Mich., requests:

Q. 1. Would you please publish in the "I Want to Know" column, the hook-up of the Crosley Xj receiver?

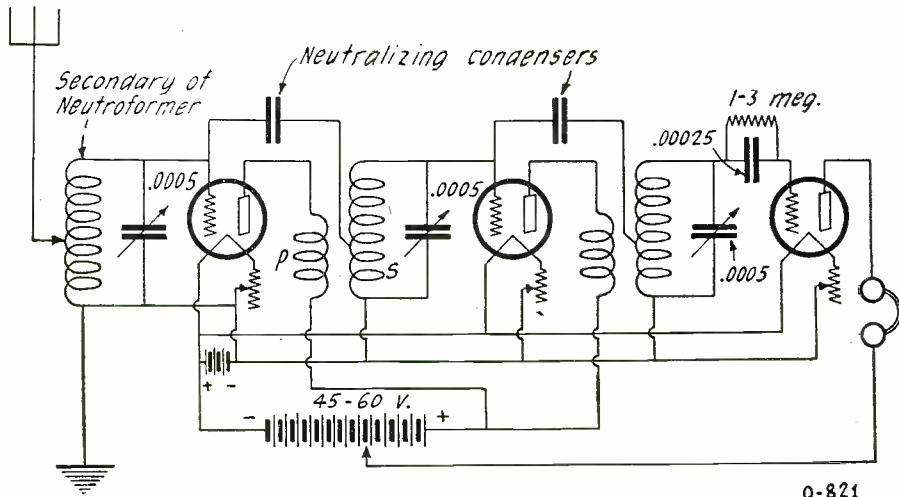
A. 1. This hook-up will be found in these columns. This circuit is identical with the familiar model X receiver with a jack in the plate circuit of the first A.F. tube for phones.

LIGHTNING

(820) Mr. C. R. Crawford, Vancouver, Canada, wants to know:

Q. 1. In the event of lightning hitting an antenna, would there be any danger to the inside of the house?

A. 1. There is always danger during an electrical storm, no matter if the house supports an antenna or not. If lightning should hit an



Q-821
The Neurodyne Circuit Using Two Stages of Radio Frequency. The Secondary of the First Neuroformer is Used as the Tuner.

antenna it might follow it to the inside of the house or it might jump from the wire at some point to some other part of the house. There are only a very few cases on record where lightning has hit an antenna as against the hundreds of times where houses without antennae have been struck. A properly grounded antenna is a protection rather than a menace.

NEUROFORMER DESIGN

(821) Mr. Geo. B. Drako, Jr, Ithaca, N. Y., asks:

Q. 1. Please publish in your columns, data giving the construction of the transformers used in the Neurodyne receiver.

A. 1. The secondary of a Neuroformer consists of 62 turns of No. 22 S.C.C. wire wound on a tube three inches in diameter. A tap is taken off at the 15th turn. The primary consists of 15 turns of the same size wire wound on a tube small enough to fit snugly inside of the secondary. This winding should be under the lower 15 turns of the secondary.

Q. 2. Kindly show a neurodyne circuit using these transformers?

A. 2. This circuit appears herewith. The plate of the tube should go to the lower terminal of the primary and the grid of the next tube should go to the upper end of the secondary.

WD-11 HOOK-UP

(822) Mr. Theo. Moore, Yonkers, N. Y., writes:

Q. 1. Is it not permissible to substitute a variometer for the variocoupler in the hook-up shown in "Notes on the WD-11 Tube," in the June issue of RADIO NEWS?

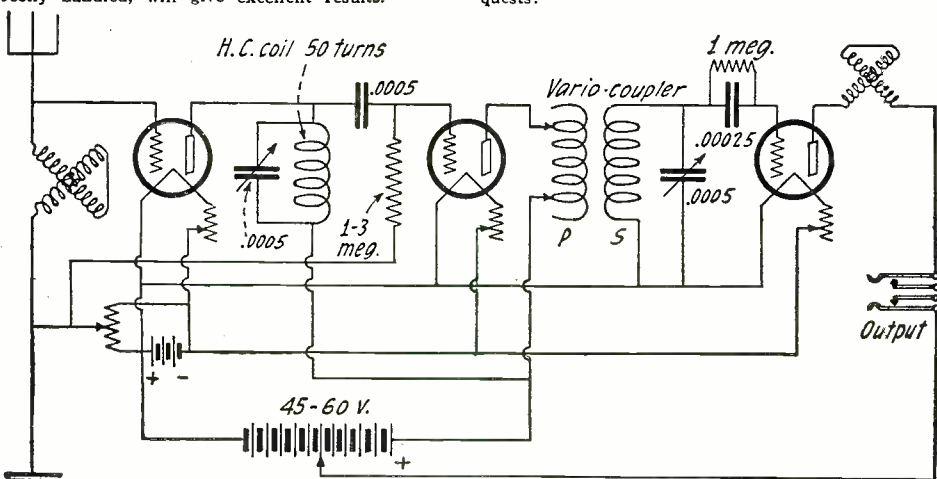
A. 1. A variometer may be used in this circuit with equal results.

TUNED R.F. AMPLIFICATION

(823) Mr. Joseph H. Weber, Philadelphia, Pa., requests:

Q. 1. Would you kindly publish how two stages of tuned radio frequency can be added to a standard three-circuit receiver?

A. 1. This circuit appears on these pages. The radio frequency is placed before the tuner and the variocoupler is used as a tuned radio frequency transformer. Two stages of tuned R.F., will be very difficult to tune, but if correctly handled, will give excellent results.



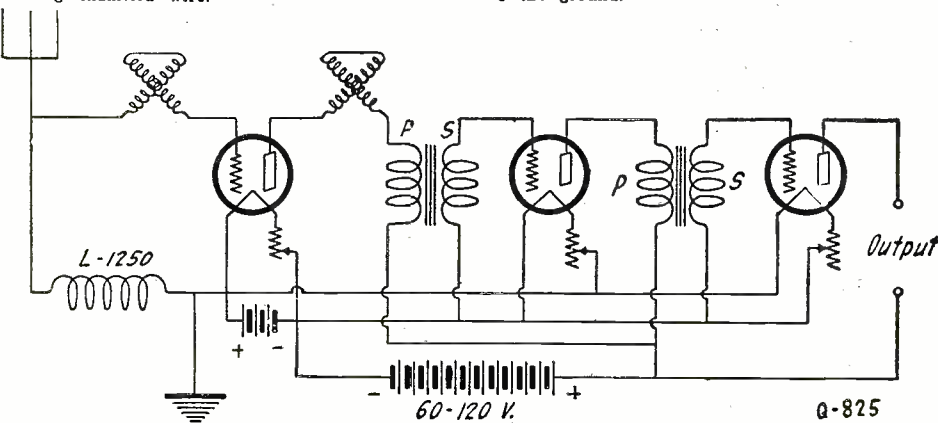
Q-823
Here is the Best Method of Adding Two Stages of Tuned Radio Frequency Amplification to a Three-Circuit Regenerative Receiver. The Variocoupler is Used as Tuned R. F. Transformer.

MAGNET WIRE

(824) Mr. G. R. Thompson, Charleston, S. C., asks:

Q. 1. Can enameled wire be used in radio winding instead of double or single cotton covered wire?

A. 1. Enameled wire can be satisfactorily used instead of cotton covered wire. A greater number of turns can be wound in a given space when using enameled wire.



Q-825
Audio Frequency Can Be Added to the Autoplex Circuit in the Usual Manner. A Loud-Speaker Must Be Used with Two Stages.

Q. 2. Can No. 30 or 32 wire be used where No. 26 wire is mentioned?

A. 2. No. 30 or 32 wire can be substituted for No. 26, but the coil will have more distributed capacity and a higher resistance. Fewer turns will also be used for a given wave-length.

Q. 3. Is there any advantage in using No. 18 wire on a variometer instead of No. 24?

A. 3. The answer to Q. 2 also applies here. Also, when large wire is used on a coil the tuning will be sharper. Fairly large wire should always be used where possible.

A.F. WITH THE AUTOPEX

(825) Mr. Uriel S. Zook, Millcreek, Pa., requests:

FADING

(827) Mr. A. Leclerc, Quebec, P. Q., writes: Q. 1. Can you tell me why signals come in loudly and then fade away? Is there something wrong with my receiver?

A. 1. This is commonly known as fading or swinging signals. Most long distance stations swing in this fashion. No satisfactory theory has yet been given to account for this, and it cannot be prevented.

Q. 2. Will a potentiometer of 300 ohms help to keep it steady?

A. 2. A potentiometer will be of no use in this case.

LITZENDRAHT VS. SOLID WIRE

(828) Mr. Jas. A. Robinson, Warrenton, Va., writes:

Q. 1. Would Litzendraht wire be more efficient than silk covered wire in a crystal receiver?

A. 1. According to tests that have been made by Prof. Morecroft on the comparative merits of the two wires, Litzendraht was found more efficient on wave-lengths above 300 meters. Below this wave-length, solid wire proves best. Great care must be used, when employing Litz. wire, so that no strands are broken, as the resistance increases considerably if the cable is not perfect.

Q. 2. What crystal would you advise using?

A. 2. Silicon or Galena would give very good results.

GREBE CR-12

(829) Mr. P. McClelland, Des Moines, Iowa, writes:


Q. 1. Please publish the circuit of the Grebe CR-12 receiver.

A. 1. A diagram of this circuit will be found in answer to question 788 in the November issue of RADIO NEWS.

Q. 2. Which is considered better for volume, a five-watt, or UV-201A tube?

A. 2. If connected in the proper circuit and sufficient voltage is used on the plate, a five-watt tube would give better results.

(Continued on page 1012)



"Some Condenser" says the "Radio Bug"

Makes your receiving set respond to every broadcasting station operating. The size of the Kellogg Condenser and dial gives easy, accurate tuning. The vernier makes unusually sharp tuning a simple matter.

The end plates are of the best radio insulation in use today—Bakelite. The Kellogg accurately built dial is also of Bakelite, which retains its handsome appearance indefinitely. Its heavy reinforced construction and beauty of design add to the appearance of any set.

The rotor plates are properly spaced and bolted together, making it impossible for them to make contact with the stator plates.

Large bearing surfaces assure smooth, even rotation of the rotor plates and reduce wear to a minimum.

The high class workmanship, with the fine materials used in Kellogg Variable Condensers place them in a class by themselves.

The relations of the capacities is such that as great a flexibility as desired in any set may be maintained by the use of the various models.

The resistance to alternating currents at the average wave length is low thus assuring full use of all current intercepted by the antenna.

The Kellogg variable condenser is a precision instrument built in size, proportion and ratio for use as a decimeter or wave meter, as well as for control of capacity in the radio broadcasting and receiving sets. This makes it of far greater value to the amateur as well as the laboratory expert.

Kellogg Variable Condensers are made in the following styles:

Code No.	Zero Cap.	Max. Cap.	Ratio	Price
601-11 plate Vernier	.000120	.000262	2.1:1	
with vernier All Plates	.000120	.000600	5 :1	\$6.75
602-11 plate	.000045	.000396	2.8:1	4.50
603-23 plate Vernier	.000071	.000210	3 :1	
with vernier All Plates	.000071	.000990	14 :1	7.75
604-23 plate	.000071	.000885	12.6:1	5.50
605-43 plate Vernier	.000102	.000250	2.4:1	
with vernier All Plates	.000102	.001800	17.6:1	8.75
606-43 plate	.000082	.001690	20.7:1	6.50





Have your dealer furnish you with Kellogg radio equipment and know you have the best.

All Kellogg Radio Parts are manufactured and guaranteed by

Kellogg Switchboard & Supply Company
CHICAGO, ILLINOIS

COLUMBUS, OHIO KANSAS CITY, MO. SAN FRANCISCO, CAL. PORTLAND, ORE.

Kellogg Apparatus exclusively is used in building the Symphony Receiver



BERWICK

Supreme
LOUD SPEAKER



\$12

COMPLETE

No extra
Batteries
required.

At LAST!

A Perfect Loud
Speaker With a
MICROMETER
Adjuster and Tuner

This remarkably powerful special Unit with the marvelous MICROMETER Adjuster, gives you—with just the turn of a little knob—maximum clearness, and a ready ability to meet every individual condition as easily, as simply as you would adjust a pair of opera glasses to suit your own vision.

FIBRE HORN, non-resonant, non-breakable, damp-proof. **TWICE TESTED** in actual radio reception before it reaches your hands. **SEALED** to prevent tampering. **UNCONDITIONALLY GUARANTEED FOR A YEAR** against any defects.

Here indeed is the Loud Speaker that brings you everything you want to hear—clearly, faithfully—from the most delicate shadings of the human voice to the rich, full blare of a great brass band.

**Convince Yourself—
Get Yours TODAY.**

If your dealer cannot supply you, get in touch with us direct.
DEALERS: Ask your jobbers for information.

TRIANGLE
Electro Trading Co., Inc.
Manufacturers
632-634 Broadway, New York

Eliminating Interference

(Continued from page 898)

sharply with the single and multiple turn switches of the tuner. This is in effect an air core transformer coupled amplifier and is equally effective over the entire range of the tuner. The resultant complete circuit is shown in Fig. 2.

ADAPTED TO SINGLE CIRCUIT TUNERS

For single circuit tuners the amplifier shown in Fig. 3 has proven very effective. As in the first case the output of the amplifier is connected to the input of the tuner. When a receiver such as an R.C. is used where the tuning elements are in one cabinet and the tubes in another, busses connect the two. The post marked "G" in Fig. 3 connects to the post marked "Grid" on the tuner. When the tuner has no outside connections, such as in an Aeriola Senior, a separate wire is run from the grid lead inside the tuner to "G". On some sets it is necessary to remove the grid leak when it is connected around the grid condenser instead of to the filament.

This arrangement makes a tuned impedance coupling between the first two tubes

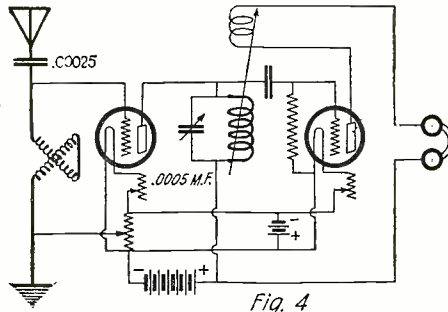


Fig. 4
A Regenerative Circuit Employing One Stage of Tuned Radio Frequency Amplification to Increase Selectivity and Distance and to Prevent Re-radiation.

and is shown below with the detector in Fig. 4.

It is not necessary to install this apparatus in a cabinet, as very excellent table mounted instruments are available. The parts used are:

- 1 Variometer
- 1 Potentiometer
- 1 Rheostat
- 1 Socket
- 1 .00025 M.F. Fixed Condenser
- 1 Amplifier Tube.

I feel confident that any reader who will spend the few dollars necessary to install either of the amplifiers will be well paid by the improvement in his set and I know will be blessed by his neighbors.


A Practical Neutrodyne Receiver

(Continued from page 899)

This is done for the first stage and second stage separately, adjusting each condenser until the signal is no longer heard. I have found it possible to adjust these condensers without going to this trouble by simply setting them at the greatest capacity which would not cause the set to go into an oscillating condition. The action of these condensers is similar to that of the potentiometer in the original radio frequency circuit with

BERWICK

Supreme
HEAD SETS



The Head Set
that is
Always Ahead

Finely and as accurately made as a high-priced watch—and there you have the whole story of BERWICK Headset supremacy.

Every BERWICK Headset is perfectly matched for tone—TESTED in ACTUAL use for clarity and reproducibility, and sold with an unconditional guarantee, or your money back.

2200 ohms—\$5.00

3000 ohms—\$6.00

BUY A BERWICK Supreme Headset TODAY—
and note the difference.

At All Reliable Dealers
Sold Through Jobbers

TRIANGLE
Electro Trading Co., Inc.

Manufacturers

632-634 Broadway, New York

New York

Chicago

Minneapolis

San Francisco

AMPLION

The World's Standard Loud Speaker

You Never Tire of the Amplion

THE most striking thing about the Amplion is that its reproduction is never tiring. Its perfect rendition, absence of harshness gives you a thrill that is pleasing and refreshing.

No matter if it's voice or instrument, the charm is there. The message has lost nothing in its flight through space. It holds you and enthrals you just as if you were listening to the original.

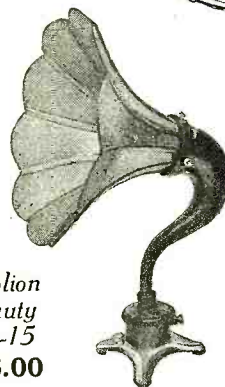
The Amplion is made in several sizes to suit all occasions and pocket books from \$18.00 for the Junior model to \$66.00 for the Concert type.

Ask your dealers to let you hear the Amplion. You owe it to yourself to hear the world's standard loud speaker before you buy.


Folder of styles and prices on request.

Patentees:
Alfred Graham & Company

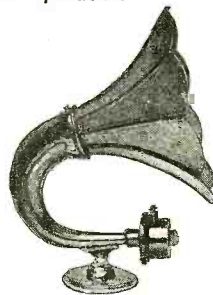
Signal Electric Mfg. Co.
Sole U. S. Distributors Menominee, Mich.
BURNDEPT OF CANADA, Ltd.
Canadian Distributors
172 KING STREET, W.,
TORONTO



*Amplion
Beauty
AR-15
\$46.00*




*Phonograph Unit
AR-35—\$24.00*



*Amplion
Dragon
AR-19
\$40.00*



*Amplion Junior De Luxe
AR-43
\$26.00*



*Amplion Portable
AR-61—\$50.00*



*Amplion
Junior
AR-39
\$18.00*

The Supremacy of the AMPLION is the Supremacy of Actual Performance

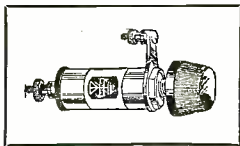
ELECTRAD PRODUCTS



\$2
Socket 50c

The NEW DIODE

A revelation for all reflex work. Replaces the crystal and overcomes all former difficulties of reflex circuits. Requires no adjustments for change of wave lengths. Gives you the clear reproductions of a crystal with the sturdiness and reliability of a tube. No "B" batteries required. Operates on less than 1/2 ampere from single dry cell. Easily adapted to Erla and all other circuits.



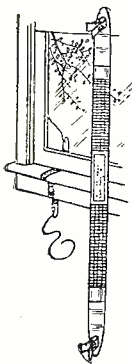
The NEW VARIOHM

The latest invention in variable grid leaks. Each movement gives a definite new resistance. Positively does the work where others fail. A gradual resistance over entire range of 1/4 to 10 megohms. Eliminates circuit noises, is moisture proof and non-microphonic. Ideal for use in Miloplex and other circuits. Guaranteed.

75c

The LEAD-IN

Fits right under closed window. Can be bent into any shape to fit ledges. Covered with fire-proof insulating material which prevents grounding of circuits on wet window sills. Takes the place of ungainly porcelain tubes and holes in the window sash. Always presents a neat appearance.

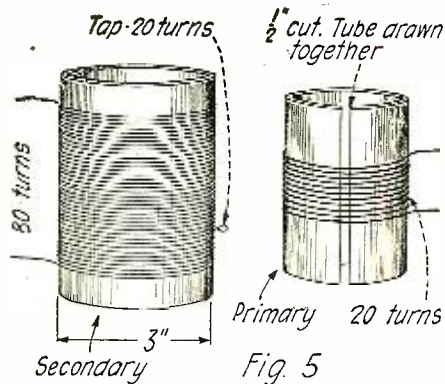


40c

All products at your dealers, otherwise send purchase price and you will be supplied postpaid.

Write for FREE Cockaday-Diode Reflex Circuit.

ELECTRAD, Inc
428-H Broadway
New York




Constructional Details of the Primary and Secondary Coils of the Neuroformers

the exception of the fact that they need never be changed for different wave-lengths or signal strengths. The complete circuit of the neutrodyne receiver is shown in Fig. 8.

If this set is constructed properly it will give results in clearness and sharpness which are superior to any other type of set which has come to my attention. The volume is not extremely loud but audio frequency can be added in the usual manner.

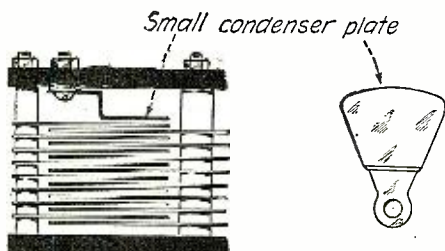
As seen, there are two stages of radio frequency amplification and a detector. The radio frequency transformers, unlike the iron core type, have untuned primary circuits and tuned secondary circuits. The tuning system likewise has an untuned antenna circuit and a tuned secondary circuit. All adjustments are made by the three variable condensers and maximum volume of any one signal will not be obtained until these three



It Is Important That the Radio Frequency Transformers Be Mounted as Shown in the Above Illustration.

circuits are tuned to the same values. This should be kept in mind when operating a neutrodyne receiver. The simplest way for hunting stations on various wave-lengths is to start at zero on all dials and slowly work towards 180 degrees moving the right hand condenser dial a few degrees first, followed by a corresponding adjustment of the second and first dials. Keep progressing until a station is heard. At this point, a fine adjustment of all three dials will be necessary to obtain maximum volume.

If it is desired to add the regenerative feature to this receiver a variometer should be connected in series with the plate of the detector tube and the head-phones. This variometer will allow as well the placing of the detector circuit in an oscillating condition for the reception of C.W. signals and without a chance of re-radiation.



A Small Metal Plate Mounted as Shown Well Serves the Purpose as the Neutralizing Capacity.

YOU CAN LEARN NEWSPAPER WORK

Experienced Editor Will Teach You How to Become a Reporter

FASCINATING WORK--GOOD PAY

Only a Few Months' Work Required To Qualify You for a Better Position

Regular reporters earn from \$40 to \$125 a week. Good deskmen on a daily paper are paid from \$60 to \$100 a week. A "Star" Reporter can command his own salary. Hundreds of ambitious men and women enhance their income materially by corresponding for newspapers or writing for magazines in their spare time.

We Will Teach You at Home

We can develop your talent for writing and lead you into this well paying profession. Our Practical Course in Journalism was personally prepared by Henry J. Brockmeyer, Assistant City Editor of the New York Evening Post. Mr. Brockmeyer has trained hundreds of men and women, many of whom have, under his guidance, developed into front rank reporters or feature writers.

Mr. Brockmeyer's course will teach you what it would take years of actual newspaper work to learn. It consists of six comprehensive lessons just brimful of everything a reporter must learn. The following are only a few of the subjects covered.

Starting in Journalism. What is a Newspaper? What is News? Start and Finish of a News Story. Technical Terms. The Type Point System. Styles of Type, Proof Reading. Capitalization and Punctuation. A Late Fire Bulletin. Court Stories. Libel Laws, Copyright. Hints to Reporters. Personal Conduct. Re-Writing and Condensing Stories. Paragraphs and Short Items. Good and Bad Styles. Broadening the Vocabulary. Aids to Good Style. Special Stories. Suggestions for Stories. Rhetoric. Preparing Your Story. Don'ts for Writers. Office Organization. Syndicated Matter. Business Office. Mechanical Department. Hints for Headline Writers. The Make-Up. The Country Correspondent, etc., etc.

This Complete Course For \$10

The price for the entire course is only \$10, and entitles the student to full consulting services which are directed by Mr. Brockmeyer personally, including any questions in connection with journalistic work.

Five Days' Trial

Just pin a check, money order or ten dollar bill to the coupon below and mail. Then take five days after the course arrives to decide whether you want to keep it. If not, return it at our expense and your money will be immediately refunded.

Or Write For Free Circular "R"

THE PRESS GUILD, Inc., 66-R West Broadway, N. Y.


THE PRESS GUILD, Inc.,
66-R—West Broadway, New York City
Enclosed find \$10 for which you are to ship me at once, prepaid, Henry J. Brockmeyer's complete course in Practical Journalism with the distinct understanding that if I return the course in five days my full \$10 will be refunded and no questions asked.

(Name)

(Address)

(City) (State)

DELTA GOLD-STRIPE RADIO HEAD SETS



Guaranteed Absolutely Equal or Superior to Other Standard Makes at Much Higher Prices

NEW LOWERED LIST PRICES

No. 500—2200 Ohms \$5.50 No. 501—3200 Ohms \$6.00

Delta Gold-Stripe Radio Headsets talk up loud and clear—perfectly tuned and matched—inspection standards very high. Satisfactory performance fully guaranteed.

The DELTA is far more beautiful in appearance—receiver cups of light brass with highly polished nickel finish—head webbing individualized by one-eighth inch gold stripe through center, and in every detail DELTA HEAD-SETS present the highest quality appearance.

MAKE MORE MONEY THIS CHRISTMAS

On volume sales and a greater margin. You'll find the Delta Gold-Stripe Radio Head Set all that's claimed—highly sensitive, unusually clear and natural in tone, comfortable fitting, light and neat appearing.

Write or Wire today for Dealer's Discounts!

DELTA ELECTRIC COMPANY


470 Delta Block, Marion, Ind.

NEW YORK CITY
Export Dept.
30 Water St.

SAN FRANCISCO
Sanford Bros.
311 Minna St.

WINNIPEG
Bissett & Webb, Ltd.
126 Lombard St.





Radio Officer N. C. Kurler, graduate of the Radio Institute of America, awarded a gold medal by the city of Los Angeles, and \$500 by the Radio Corporation of America for heroic services at the sinking of the S.S. Honolulu.



Wanted— Trained RADIO Men

The story of radio rescue when the Honolulu sank is but one of hundreds in the lives of far-traveling radio operators. It has always been a life of fascination—and today offers a big future.

Over 6,000 operators have already graduated from our school. And many more trained men are needed. Study at home in your spare time.

You may know nothing of radio today. But in a few months study, you can earn your U. S. Government operator's license.

The Radio Corporation of America, which places more operators than any other organization in the world, prefers our graduates, for their thorough training. Many among them have become the biggest men in radio today.

Write for Information Today

Advanced Radio Course

Great popular demand by the advanced student, experienced amateur and wireless operator has led to the opening of an **ADVANCED HOME STUDY RADIO COURSE**, specializing in C. W., I. C. W., telephone and radio measurements. Investigate!

Radio Institute of America

(Formerly Marconi Institute)
Established 1909

324 Broadway, New York City

Indicate by a cross X the course you are interested in:

Radio Institute of America,
324 Broadway, New York.
Please send me full information about radio opportunities today, and your
 COMPLETE RADIO COURSE
 ADVANCED RADIO COURSE

Name.....
Address.....

Broadcasting Station, WRC Washington, D. C.

(Continued from page 881)

modulator tubes and 1,000 volts for the amplifier tubes, while the other furnishes the 125 volts used to operate the automatic relays and the 88 volts which heat the filaments of the large vacuum tubes.

A unique feature of this station, and one which further assures perfect transmission of programs, is a device known as the oscillograph, by which the operators have before them "a working picture of the voice." The delicate instrument may be switched into any one of the many circuits and shows, by means of an undulating, ever-varying beam of light, exactly how the artist's voice or music is affecting the electrical and radio currents. By watching this little tell-tale beam, as reflected from revolving mirrors, one knows instantly whether the sound waves are too weak, too great in volume or blurred.

Book Review

DER RADIO-AMATEUR "BROADCASTING," By Dr. Eugene Nesper. 6½" x 9½", cloth cover, 368 pages, fully illustrated. Published by Julius Springer, Berlin.

If one but looks at the nine pages of fine type devoted to the contents table of this book, one will see that this very eminent author has covered a large field with wonderful detail and minuteness. There are 15 sections, devoted to all phases of broadcasting, and addressed to the amateur. But of course, the amateur of today, especially in the United States making his own apparatus in many cases, has to be handled with care and precision, and no indifferent work will do for him. This book cannot possibly be reviewed within the limits of our space. It is enough to say that it is liberally illustrated with reproductions of photographs of apparatus and parts thereof of all descriptions and with any number of diagrams of hook-ups. The diagrams, like the text, are of the clearest style and reproduction. Without any exaggeration, we may say that the illustrations and diagrams alone are such as to make it really interesting to one not knowing the language of the text. It is rather interesting to see how the author starts off in his first sentence. He says that the first American amateur movement in radio, so called broadcasting, started in the spring of 1921 and the author seems certainly to have an appreciation of all that America has done. The very first picture in the book is a reproduction which appeared originally in "Judge" and then was reproduced in the September, 1922, issue of RADIO NEWS, entitled "In Tune with the Infinite."

We certainly recommend this book to our readers, for with its many circuits and details and sections of parts and apparatus as well as the photographs already alluded to, it tells a very complete story of the art. Among the illustrations, as we happen to turn over the leaves, we find one of the prints refers to Sleeper, a well-known American authority. A very interesting list of radio books and publications in English, Dutch and German literature is given, which, however, might be very much enlarged. The book ends with an adequate index of subjects. The subdivisions of subjects and the sectional index so common in German books Dr. Eugene Nesper has not adopted. The single index is more to the taste of the American and English reader.

THE OUTLINE OF RADIO. By John V. L. Hogan. Published by Little, Brown & Co., Boston, Mass. 5" x 7½", cloth cover, 256 pages, fully illustrated.

It is usually said of the radio engineer or in fact of anyone whose knowledge of radio runs into the highly technical phases, that he is a poor subject for either writing or attempting to explain even the most simple operations of a radio set, since it is impossible for him to come down to the same plane of conception as the novice. If this be true as a rule, Mr. Hogan is an exception. In his book "The Outline of Radio," he not only completely covers the subject of radio, but shows an extraordinary knack in making his material comprehensive to the mere layman. Further than this, Mr. Hogan has introduced a bit of originality in his writing, so as to make his book of unusual interest. He says "Imagine that you are spending a week-end at my home, that



DESIGNED ESPECIALLY FOR RADIO RECEIVING

We are Manufacturers of Fine Furniture and we sell direct to you with only a small factory profit.

A handsome hardwood hand-rubbed mahogany or golden oak finished Radio Table. Size of top 20x34 inches x 31 inches high.

Conceals A and B batteries. Small drawer holds tools and accessories.

PRICE, FREIGHT PAID, East of Mississippi River \$18.00
FREIGHT PAID to Rocky Mt. States 20.00
FREIGHT PAID to Pacific States 22.50

Cash with order. We have prepared a large stock and can ship tables and cabinets immediately.

CABINET PRICES REDUCED!

Hardwood, hand-rubbed mahogany finish. Hinged top.

Panel Size	Depth	Price
6 x 7 in.	7 in.	\$2.25
6 x 10½ in.	7 in.	2.50
6 x 14 in.	7 in.	3.00
6 x 21 in.	10 in.	3.75
7 x 18 in.	10 in.	3.50
8 x 14 in.	10 in.	3.50
12 x 14 in.	10 in.	4.00

POSTPAID, East of Mississippi River.

POSTPAID to Rocky Mt. states, add 25 cents.

POSTPAID to Pacific states, add 50 cents.

Cash with order.

Send for Free Catalogue of Radio Furniture

THE SOUTHERN TOY CO.

HICKORY, NORTH CAROLINA

Boyd's Radio Lists

19-21 Beekman St., New York City

- 10,293 Radio & Wireless Equipment and Supply Dealers and Jobbers, price \$50.00
- 5,185 with estimated standing of \$5,000 or over, price 30.00
- 3,485 with estimated standing of \$50,000 or over, price 25.00
- 1,788 with estimated standing of \$100,000 or over, price 15.00
- 1,070 Radio & Wireless Apparatus Mfrs. & Assemblers, including Parts & Supply Mfrs. 7.50

The first mentioned list contains and indicates the restricted selections. Lists cover the United States. Typewritten. With street addresses. Also supplied for local territory, certain states or cities, etc. Send for General Price List giving state figures on Electrical Supply Dealers, Retail Hardware, General Stores and other handlers of Radio Equipment. Names of any class for all parts of the world. Addressing. Mailing. Typewriting. Fac-simile Letters.

TUSKA RADIO




PUT a Tuska Radio in your home—and the best in radio will be yours to command. You can select the near-by or distant program you wish to hear, and hear it well. The Tuska is the ideal set for busy people who have no love for tinkering. It is a finished set, built by painstaking New England craftsmen. So sound in design, so lasting in construction, that it will serve you faithfully for many years.

The fame of Tuska instruments for distinct, selective radio receiving is older than broadcasting. For a dozen years, parts and sets bearing the Tuska imprint have been admired for fine workmanship and praised for efficiency. The Tuska trade-mark guarantees advanced design and painstaking construction, under the personal supervision of C. D. Tuska. His skill and experience are strengthened by a staff of experts in research and practical radio building.

Although Tuska prices are moderate, Tuska Radio has no superior in design, materials, construction, selectivity or simplicity of operation. There are models, ranging in price from \$35 upward, all built to give many years of satisfactory service, without tinkering or repairs.

Ask any reliable radio dealer to show you a Tuska.

THE C. D. TUSKA COMPANY
HARTFORD, CONN.



Would you like to hear a hundred critics?

"I have heard to date over one hundred different broadcasting stations. I heard KHJ at Los Angeles, Cal., five different evenings. The signals were remarkably clear. On the evening of December 28th, at 10.40 o'clock, I heard the whole of four selections from KLZ, at Denver, Colo.

"I often hear Fort Worth, Tex., with just the detector alone, without amplification.

"To say that I am greatly pleased with my Tuska outfit is putting it mildly.

Merrill B. Whitney
Randolph, Vermont"



Tuska Popular No. 225

Three-bulb Regenerative Receiving Set. Piano finish mahogany cabinet. Amplifier switch. Concealed binding posts. Armstrong circuit, licensed under Patent No. 1,113,149. Price \$75, without bulbs, batteries or loud speaker.

Ask for special circular No. 11-G, describing this set.

Reliable
RADIO
Goods

Distributors for:

- | | |
|------------------------------|--------------|
| Radio Corporation of America | |
| Grebe | Magnavox |
| Atwater Kent | Western Coil |
| Brandes | Burgess |
| Murdock | Gould |
| Nath. Baldwin | Eveready |
| Western Electric | Frost |
| Acme | Carter |
| All American | Dubilier |
| Signal | Howard |
| Chelsea | Eby |
| Cutler-Hammer | Bradley |
| | Jewell |

and other standard manufacturers.

We carry a comprehensive stock of the latest receiving sets, parts and supplies of the leading manufacturers, and ship from stock promptly.

SEND FOR THESE

- Rubber Ear Muffs—Fit any American make of phones. Made by B. F. Goodrich Co. pair \$0.89
- Univernier—A geared dial for close tuning. Mention size of condenser or variometer shaft. Complete with dial 1.25
- Cutler-Hammer "A" Battery Switch—Push and pull switch requiring only one hole in panel, easily installed. . . 0.70
- Cutler-Hammer 25-Ohm Resistance—A variable resistance which can be attached to any rheostat or battery for use with low current tubes. 0.25
- Barkelew-Lightning Arrester Switch—A combination of ground switch and lightning arrester 3.50
- Magnavox M-1—Requires no battery. Best Loud Speaker of permanent magnet type 35.00
- Murdock Loud Speaker—A very efficient loud speaker particularly suitable for dry battery sets as it requires no battery current. 5.00
- Brandes Table Talker—Efficient loud speaker, complete with cord. 10.00
- UV-199 or C-299 Tubes—These Tubes require 3 volts and only .06 ampere filament current. Used in all the latest R.C.A. receivers. Can be used with adapter in place of any other standard tubes 6.50
- Frost Adapter for UV-199 Tubes—Tube fits in adapter, adapter in standard socket 0.50
- Phones—Murdock, Brandes, Frost, Nath. Baldwin and Western Electric Phones at standard prices.

FREE Illustrated,
CATALOG sent on request.

Dealers

Buy reliable equipment from a house of established reputation. Send for catalog of tested and approved apparatus and our direct discount sheet.

JULIUS ANDRAE & SONS Co.
117 Michigan St., Milwaukee, Wis.



we have drawn our chairs before the fire and that you have asked me, "Just what is this radio anyway; how did it happen; what makes it work?" and I answered, "Well . . . it is like this"; and he goes on to explain. This personal touch is noticeable throughout the entire book.

It is unnecessary to outline the various chapters of Mr. Hogan's work. As Consulting Radio Engineer, Fellow and past President of the Institute of Radio Engineers and Member of the American Institute of Electrical Engineers, it can be taken for granted that Mr. Hogan is an authority on radio. Nothing included in the book is stale and nothing of importance has been left out. We recommend this book to our readers.

REFLEX AND RADIO FREQUENCY.

By M. B. Sleeper. Published by the M. B. Sleeper Corporation, Inc., 88 Park Place, New York City. 6" x 9", paper cover, fully illustrated with working drawings and photographs.

This little book gives a comprehensive description of the construction of various forms of reflex receiving sets that can be built and assembled on the "Kitchen Table Work-shop." The receivers described are the two-tube Grimes inverse duplex set, three-tube radio frequency receiver, a small one-tube reflex set, a one-step radio frequency amplifier and a long range loop receiving set. Nothing is left to the imagination of the reader.

RADIO FREQUENCY AMPLIFICATION. By Kenneth Harkness. 6" x 9", paper cover, 176 pages, illustrated. Published by the Radio Guild, Inc., New York City.

This book covers the elementary laws of electricity and the theory of radio reception in general with chapters on inductance, capacity, resistance coupled circuits, the vacuum tube, regeneration, radio and audio frequency amplifiers and general information on receiving systems. These chapters compose Part I of the book. Part II is concerned with the construction of various types of receivers as well as radio and audio frequency amplifier units. The Neutrodyne system is also taken up in this part of the book. A quantity of helpful information is included in the rear of the book that should help those who are contemplating either the purchase or the construction of a radio receiving set or amplifier.

POWERFUL BROADCASTING STATION TO BE ERRECTED AT DENVER, COLORADO.

Denver, Colorado, has been selected as the site of a powerful radio broadcasting station by the General Electric Company, according to an announcement made recently by Martin P. Rice, director of broadcasting for that company. Work on the new station will be started as soon as the General Electric Company station at Oakland, California, is finished, probably in December.

Denver will have the third and last station in the General Electric program of broadcasting stations. The first, WGY, at Schenectady, has been in operation for the past 18 months. Oakland, the second station, is the first to be housed in a structure erected exclusively for broadcasting equipment.

Both the Oakland and Denver stations will be modeled after WGY, so far as equipment is concerned. They will have the same power and sending radius as WGY which, under favorable atmospheric conditions, has been heard on a single transmission in every state in the Union, in England, Hawaii and countries of South America.

RANDOM RADIO REPORTS

Recent reports from the Navy Department indicate a very considerable amount of interference from mush and harmonics at all points within 200 miles of Pearl Harbor. Current transformer circuits will be installed on the Honolulu transmitters of the Navy in the near future, which will eliminate this interference, it is hoped.

Naval experts admit that arc and spark transmitters create a considerable amount of interference in their vicinity, unless special circuits are installed to reduce such interference. Transmitters of these types are being modified as rapidly as funds permit. On arc transmitters current transformers or similar circuits are being installed and spark transmitters are being re-

G. W. 5 Circuit Radio Plug

PATENT APPLIED FOR




PHONES
LOUD SPEAKER
SERIES
PARALLEL
SHUNT

Accommodates
Head Set and
Loud Speaker or
Two Head Sets —
permitting instant
choice of Five Circuits
without removing plug or
changing tips.

Price \$1.50

At Your Dealer or Direct From Us
MADE OF GENUINE BAKELITE
Jobbers Write for Quantity Discounts

Manufactured by
G. E. WALKER CO., Inc.
1926 CHESTNUT ST. ST. LOUIS, MO.



"Satisfaction increasing; customers want more"

That's the message that came across the continent with an order from an Oregon distributor. KICO Batteries always make good. Alkaline type, won't sulphate or buckle. Life unlimited. Not harmed by short circuiting, overcharging, idleness. Panel switches give single cell variations. Recharge from any 110-volt A. C. line with small home rectifier. Charge lasts 3 to 6 mo. in detector plate circuit.

Cells	Volts	Price	With
		plain	panels
16	22	\$5.50	\$
24	32	7.25	11.75
36	48	9.50	14.00
50	68	12.50	17.00
78	100	17.50	22.50
108	145	23.50	28.50

GUARANTEE
Your money back on any KICO Battery if not satisfied after 30 days' trial. Write for full information on "A" and "B" Batteries.

KIMLEY ELECTRIC COMPANY, Inc.
2665 Main Street Buffalo, N. Y.

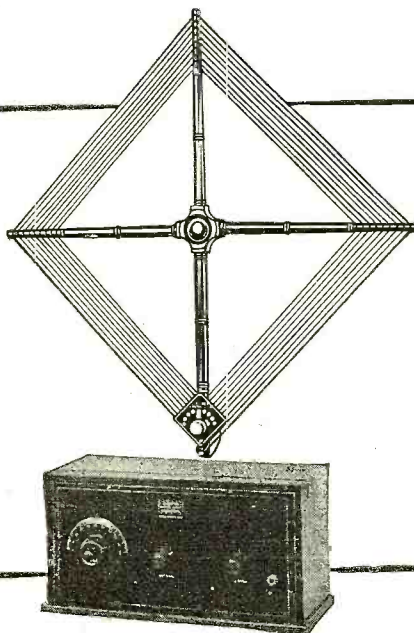
KICO Storage "B" Batteries
—long service, low cost

RADIO SCHOOL

All our graduates are placed.
Shortage still exists. Wages going up.

Send for Catalog

MASSACHUSETTS RADIO & TELEGRAPH SCHOOL, Inc.
18 Boylston St. Boston, Mass.
G. R. ENTWISTLE, Radio Director



SLEEPER MONOTROL

Is insulated with Formica

FEW of the new designs in radio sets are attracting more attention than the Sleeper Monotrol. Its fine finish, and the beauty of the Formica Panel, is a matter of comment, as well as the new ideas in control and wiring.

More prominent radio engineers use Formica exclusively in their products than use any other material of the kind. This nation wide preference of the men who make a business of radio, is upheld also by experienced amateurs from Coast to Coast.

When you ask the dealer for a Formica Panel you are sure you are getting the best.

Formica panels of standard sizes are supplied in individual envelopes carrying the Formica trade-mark. Special sizes may be cut from sheet Formica either at the factory, or by the jobber.

Dealers find Formica a quick moving staple for which the demand is certain.

THE FORMICA INSULATION COMPANY

4618 Spring Grove Avenue, Cincinnati, Ohio

Sales Offices


50 Church St., New York, N. Y.
422 First Ave., Pittsburgh, Pa.
1042 Granite Bldg., Rochester, N. Y.
415 Ohio Bldg., Toledo, Ohio

1210 Arch St., Philadelphia, Pa.
1819 Lyndale Ave., S. Minneapolis, Minn.
Sheldon Bldg., San Francisco, California
Whitney Central Bldg., New Orleans

414 Finance Bldg., Cleveland, Ohio
9 S. Clinton St., Chicago, Ill.
313 Title Bldg., Baltimore, Md.
47 King St., Toronto, Ontario

FORMICA

Made from Anhydrous Redmanol Resins
SHEETS TUBES RODS



Every Radio Fan Should Have This Book

LIKE a little radio encyclopedia, this I. C. S. Radio Handbook is packed with concise, sound information useful to everybody from beginner to veteran hard-boiled owl. It starts with simple explanations of radio phenomena and leads you along gently until you can understand the most technical diagram.

Price Only



514 pages
Pocket Size

Compiled by
HARRY F. DART
B.S.E.E.

Formerly with the Western Electric Co., and U. S. Army Instructor of Radio.

Technically edited by
F. H. DOANE

You may dip into it at random, or hunt up special information you want, or read it right through. Different types of receiving and sending hook-ups are explained; proposed insurance regulations; lists of broadcasting stations; radio compass stations; interesting experiments; definitions; codes and symbols; technical data and thousands of suggestions for getting more pleasure out of radio.

A pocket course in radio!

Every page tells you something useful, and there are 514 pages; hundreds of illustrations and diagrams. It is the biggest dollar's worth in radio, and will save you from wasting money on things that don't work.

Send \$1 to-day and get this 514-page I. C. S. Radio Handbook before you spend another cent on parts. Money back if not satisfied.

TEAR OUT HERE

INTERNATIONAL CORRESPONDENCE SCHOOLS
Box 8280-B, Scranton, Penna.

I enclose One Dollar. Please send me—post-paid—the 514-page I. C. S. Radio Handbook. It is understood that if I am not entirely satisfied I may return this book within five days and you will refund my money.

Name.....

Address.....

RUSONITE

CRYSTAL RECTIFIER

(Patent Pending)

THE PERFECT SYNTHETIC CRYSTAL DETECTOR SENSITIVE OVER ENTIRE SURFACE No Hunting for "Spots." Loud and Clear. Endorsed by Thousands of Satisfied Users.

Sensitivity Price 50c
Guaranteed Mounted
14 K. Gold Supersensitive
RUSONITE CATWHISKER. Price 25c
Permanent. Will not Oxidize.

RUSONITE REFLEX CRYSTAL
Manufactured Expressly for Reflex Circuits
Will Stand Up Under Heavy Plate Voltage
Guaranteed Price \$1.00
Watch for OUR NEW FIXED CONDENSER

Order from your dealer or direct from
RUSONITE PRODUCTS CORP., 15 Park Row, New York

placed by tubes. Owing to the large number of transmitters operated by the Navy and the limited funds available, this work is, of necessity, proceeding slowly, but it is expected that the greater part of this interference will be eliminated during the next fiscal year.

ICE-BOUND ARCTIC TRADING POSTS ENJOY AMERICAN RADIO CONCERTS

Though ice-bound, and in darkness through the long winter months of the North Pole, trading posts in the Arctic zone will not be entirely isolated from civilization. According to plans made by the Hudson Bay Company, lonely posts will be provided with radio receiving sets so they may secure entertainment at any time. Two North-bound ships, the S.S. *Bayeskimo* and the S.S. *Nascopic* are carrying Westinghouse radio receiving sets to six of the posts above the Arctic Circle.

In order to determine whether or not these posts will be able to hear the concerts from the United States this winter, the ships are listening in on their way North to the broadcasts. A short time ago, the Westinghouse station WBZ in Springfield, Mass., gave a special concert at 11 p. m. and radiograms received from the steamship *Bayeskimo* state that the music has been heard with great success.

There are hundreds of the company's posts spread throughout Canada and North America, from above the Arctic Circle into James Bay. The ships have left for these trading posts and they will have sets for this winter. Although the reports received from the ships thus far have been very encouraging, complete information on the results obtained will be secured upon their return. The posts are so far removed from civilization that these reports will be the last news from the outposts until spring. The lanes of travel to these posts are entirely blocked on account of the heavy ice which accumulate.

COMMITTEE TO REVISE WAVE-LENGTHS

In an effort to decrease governmental radio interference, a special committee composed of members of the Interdepartmental Advisory Committee on Radio, has made a study of wave frequencies used by the Government and has recommended certain changes to the Department of Commerce. In view of this, Secretary Denby of the Navy has requested that a complete survey of all Government radio activities be now undertaken by this committee, so that complete cooperation and co-ordination may be had.

OAKLAND TO GET G. E. STATION

The new General Electric broadcasting station planned for the Pacific Coast is to be located at Oakland, California, and will be ready within six months.

The transmitting set will be similar to that which is now heard almost nightly from WGY, Schenectady, N. Y., and the many developments which have brought to this station a reputation for exceptional transmission quality will be part of the Pacific coast station equipment. The apparatus is now being manufactured in the Schenectady works of the General Electric Company and tested at WGY.

SCHOOL EXAMINATIONS GIVEN BY RADIO

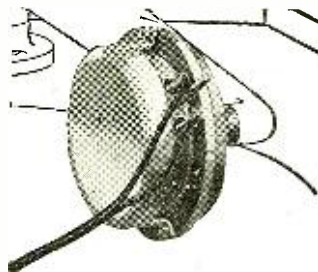
A new use has been found for radio. Examinations written on the blackboard or sets of mimeographed questions have gone into the discard in California high schools and students are now having their examinations broadcast over the radiophone.

Mr. Will C. Wood, state superintendent of public instruction dictated a spelling lesson from Sacramento to children in all sections

(Continued on page 926)

ACOUSTICOLA

LOUD SPEAKER



PHONOGRAPH ATTACHMENT

makes a high-grade loud speaker of any phonograph. Extra large size. Wonderful adjustment lever tones down local stations and strengthens and clarifies weak signals from distant stations by instantly increasing or decreasing distance between poles and diaphragm. Just like focusing a camera.

\$10⁰⁰

ACOUSTICOLA

Standard Model

Same lever equipped, giant size unit with non-metallic horn, 21½" high; bell 10" wide.

\$22⁵⁰



ACOUSTICOLA GRAND



With Cast Aluminum VIBRATION-LESS Horn — the world's finest loud speaker.

\$35⁰⁰

TRIMM HEAD PHONES

"Professional" \$7.65

"Dependable" \$5.00

With every Trimm product we give a LIFE-TIME Guarantee. Write for folder.

TRIMM RADIO MFG. CO.
Dept. 64 24 S. Clinton St., Chicago

PERFECT CONNECTIONS



PRESS HERE are always sure with
Fahnestock Patent Wire Terminal
Grips Like a Vise
Eliminates Vibration
Easily Attached
No Soldering
Best of All for
RADIO OUTFITS

Clip No. 45 (Illustrated) especially Adapted for Bus Wire
Made in all Sizes and Shapes
At your Dealer's

FAHNESTOCK ELEC. CO.
East Ave. and 8th St.
Long Island City, N. Y.

“Now I get distant stations loud and clear!”


“... my range at once increased so I get stations that I never got before, and I get them loud and clear, which is exactly what I wanted . . .”

Radio energy from every broadcasting station in the country reaches your receiving set. Wonderful thought! But what does it amount to if you can only hear the nearby stations? It's when you hear distant stations as loud and clear as if they were in the same room with you — that's when you get the thrill! And that's what ACME offers you today.

The key to radio is amplification without distortion

To insure maximum distance, volume and clarity for your set, two things must be done. First, the incoming radio energy must be built up in strength so that your detector will detect it. This gives distance. Second, the audio energy coming from the detector must be amplified without being distorted.

Acme radio and sound engineers, after long research, have perfected two instruments to accomplish these results. They are the Acme Radio Frequency Transformers, in three types, R-2, R-3, R-4—for distance. And the Acme A-2 Audio Transformer for amplification without distortion. They sell for \$5.00 each, and are on sale in most electrical and radio stores. Look for them in the set you buy.



Type A-2 Acme Amplifying Transformer
Price \$5 (East of Rocky Mts.)

The Acme A-2 Audio Transformer (see illustration below) with a ratio of 4.25 to 1 may be used with any vacuum tube now made, either dry or storage battery type. It positively eliminates resonance, the cause of distortion. When one Acme A-2 Transformer is used, it produces loud, clear sounds in any head set. When two are used, an Acme Kleerspeaker or other loud speaking device may be hooked up so that a roomful of people may listen.

Tens of thousands of experienced radio owners in the United States, Canada and Cuba use the Acme method to secure loud, clear broadcasting from stations five hundred to three thousand miles away. The results have been marvelous. Loud, clear radio concerts are now heard with sets which once

seemed capable of producing only weak or distorted, almost unintelligible sounds.

Send for ACME Booklet

“Amplification Without Distortion” an instructive and helpful book, explains how to secure best results with Acme Transformers on your own radio set (large or small); gives wiring diagrams of great help in building a set; clearly explains amplification and distortion; describes how to determine causes of poor results with amplification; how to get Audio and Radio Amplification in same vacuum tube—“REFLEX” System. Mail coupon with 10 cents (U. S. stamps or coin) to Acme Apparatus Company, Dept. 23, Cambridge, Mass., U. S. A.

ACME


for amplification

ACME APPARATUS COMPANY
Dept. 23, Cambridge, Mass., U. S. A.
Gentlemen: I am enclosing 10 cents (U. S. stamps or coin) for a copy of your book, “Amplification Without Distortion.”

Name

Street

City State.....



He Tried a New Tube—and Then Learned the Secret of Grid Control

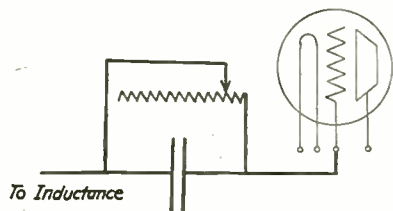
Many Sets Can Have Increased Range and Better Reception Through Proper Control of the Grid Condenser

He was a careful buyer. He knew the folly of using cheap equipment in his set—for precision decides between results and failure in radio. And he built carefully

But when the set was finished he had only fair results. The distant stations that he wanted could not be heard consistently. And when they were tuned in, they *faded*, so that adjustments had to be made continuously. At times the program would die away and be lost. At others, there was a distinct clicking heard, with alternate periods of clear and muffled reception.

His friends said the set was not *stable*—and there were as many suggestions for corrections as there were friends. But each time the circuit was checked it showed no wrong connections. Every joint was soldered, every binding post tight.


Then one day his detector tube passed into the great beyond from which no tube returns. And it was then that he learned the secret of his poor results.



Unless a "Leak" of the proper resistance is placed across the grid condenser, the tube will either choke or the effect of the condenser be destroyed. The value depends on both the characteristics of the tube and the circuit—it can be obtained only in an accurate variable grid leak of proper design.

With a new tube the set produced perfect concerts—tones clear and natural—fading and clicking were eliminated. Like a flash he realized that the characteristics of this new tube were better suited to the constants of his circuit. To prove it he tried

another tube—of exactly the same type. And again his results were better. Stations he had never received before could be heard, and those that he had copied only on perfect nights could be tuned in at will. His lack of control of the grid condenser cost months of unsatisfactory reception.



The carefully milled rotor of the C-H Variable Grid Leak constantly accumulates graphite from the specially prepared brush, reducing the resistance of the leak. If this becomes too low for the tube used, merely wiping the rotor with a clean cloth restores it to a high value for readjustment.

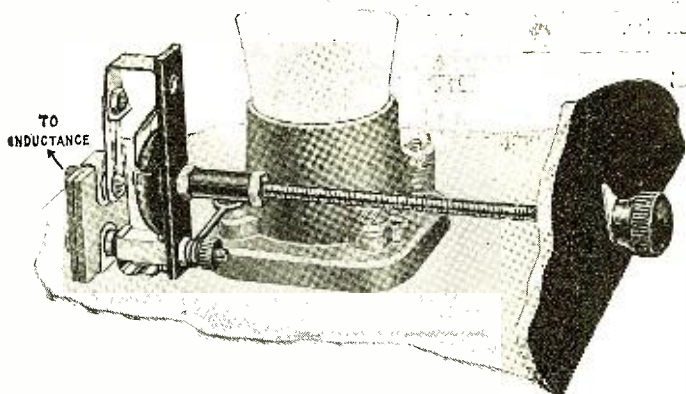
Are Your Results Choked Off in the Grid Condenser?

For every tube and for every circuit there is a certain value of resistance that allows the charge which "piles up" on the detector grid to "leak off" at just the proper rate. If this value is too high the charge accumulates, and the tube

CH

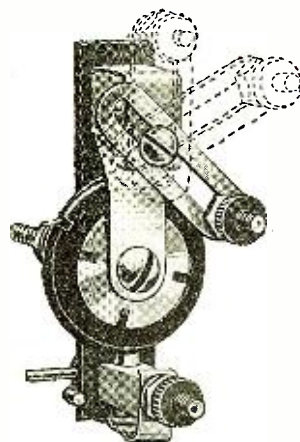
CUTLER-

chokes—if too low, reception is “mushy,” in some cases the grid condenser cannot function at all. Therefore, the *Grid Leak* must be of variable resistance to adapt itself to the characteristics of the circuit in which it is expected to operate. To insert a *fixed* leak is merely a gamble—a chance against large odds of hitting the proper value with all the results of your set at stake.



Put a C-H Variable Grid Leak in Your Set and Be Certain of Maximum Efficiency

The C-H Grid Leak is worthy of the trademark it carries. It was designed by the master builders of all electrical control apparatus, and is produced with watch-like precision to give accurate control. It can be installed in a few minutes in any set. A special flexible mounting link makes it easy to attach directly to the grid terminal of the tube socket or wherever else desired. A long, fully threaded brass control rod (which can be cut to any length required) is furnished with bakelite insulating joint, Thermo-plax knob and pointer for panel control. The leak is adjustable, arranged to care for any style of grid condenser.



The C-H Variable Grid Leak is fully adjustable for all styles and sizes of grid condensers.

Install one in your set tonight for better, clearer, more consistent reception. No wiring is required. Attach it to the grid terminal of your tube socket, and attach the wire you removed from that post to the one on the Leak marked “to inductance.” Carried by jobbers and dealers everywhere. Sample can be obtained direct from factory at list price, \$1.50 plus 10c for wrapping and postage.

THE CUTLER-HAMMER MFG. CO.

Member Radio Section
Associated Manufacturers of Electrical Supplies
MILWAUKEE, WISCONSIN



Instruments of Guaranteed Quality Assure Success in Radio



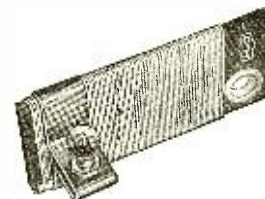
The C-H 4 Ohm Vernier Rheostat
Perfect detector tube control. Also furnished without vernier for amplifier tube control.



The C-H 30 Ohm Radio Rheostat
For control of the 1/4 ampere, “UV201A-C301A” type receiving tubes and the “UV199-C299” type.



The C-H 125 Ohm Radio Rheostat
The rheostat that makes it possible to use a 6V storage cell with the UV199 or C299 tubes.



The C-H Variable Resistance Unit
Attach it to your present 4 ohm rheostats to obtain the required 30 ohms for the new tubes.



The C-H Radio Potentiometer
The potentiometer with the resistance unit that does not wear and cannot be displaced under constant usage.

HAMMER



The radio-advantages of Bakelite-Dilecto (xx grade) are unequalled by any other material. It is positively perfect for the purpose.

**bakelite
dilecto!!**

(A Laminated Phenolic Condensation Material)

Use BDXX for panels, frames, bases, bushings, platform mountings, coil winding tubes, variable condenser ends and other vital radio parts.

It gives absolute insulation. Resists water, heat, milder acids, fumes and solvents. Amazingly tough, yet readily machined. Won't warp. Highest in dielectric strength.

Any electrical man can get it cut and drilled for you. Insist on BDXX.

THE CONTINENTAL FIBRE CO.

Factory: Newark, Delaware

Dealer Service From:

New York, 233 Broadway
Pittsburgh, 301 Fifth Ave.
Chicago, 332 S. Michigan Ave.
San Francisco,
75 Fremont St.
Seattle,
1041 Sixth Ave.,
South
Los Angeles,
411 S. Main St.

**RADIO OPERATORS
ARE WANTED!**

At the present time there is a shortage of well trained radio operators. Our graduates are finding immediate employment with the largest companies. Course covers arc, spark and vacuum tube apparatus in the shortest possible time.

Y. M. C. A. RADIO SCHOOLS

NEW YORK SEATTLE LOS ANGELES
158 East 86th St. 4th Ave. Y. M. C. A.
St. Madison St.

of California. This is the first time in the United States, and probably the first time in the world, that radio has been used for broadcasting a spelling lesson.

NAVAL RATES CHANGED

The Naval Communications Service has doubled its radio commercial rates. After April 1, all Naval stations requested to handle commercial messages will charge at the rate of 12 cents a word. It is hoped that this will relieve the Department from further criticism. Emergency Commercial Service will be continued, however, where there are no other facilities.

WIRELESS PHONE, SHIP TO SHORE

The United Steamship Company of Copenhagen, Denmark, plans to install wireless telephone equipment on all boats plying between Copenhagen and the provincial harbors for the traveling public's convenience. Travelers will be able to secure direct communication, through the land telephone service, with their own homes or offices, similar to the service planned for the U. S. S. *Leviathan*.


The New Arlington Tube Transmitter

(Continued from page 871)

tunate enough to have visited the station during its operation. No doubt there will be in some hearts just a tinge of regret that this friendly old spark note will be heard no more. But interference is interference, even when created by such an Old Faithful. And so the old voice of NAA has been silenced and a new non-interfering tube transmitter has been installed at Arlington so that Radio Washington can enjoy broadcasts from friends in other cities.

The new tube transmitter which has taken over the 2650-meter service at noon and at 10 P. M. for time signals, weather reports, and press news is shown in Figs. 2 and 3. Fig. 4 shows the type of tube employed, rated by the General Electric Company at 5-K.W. output. The transmitter is of the alternating current type, that is to say, it employs the "self-rectification" circuit developed by the Navy in which alternating voltage at high potential is applied directly on the plates of two tubes which act simultaneously as rectifiers and oscillators. Many amateurs have used this circuit to operate tubes directly from the house lighting circuits. Those who have been in the habit of setting their watches to the Arlington signals every evening have, no doubt, been impressed with the purity of tone of the new transmitter.

This transmitter is free from the harmonics of most tube transmitters, special precautions having been taken to achieve this end on account of the desire to avoid the possibility of any interference with the ever increasing broadcast public in the city of Washington. These means consist of the use of the so-called tank circuit, that is to say, the radio frequency currents flow in three independent circuits. First, there is the "closed circuit" into which the tubes oscillate; second, there is the "tank" or intermediate circuit; and third, there is the "open" or antenna circuit. These three circuits are inductively coupled to each other with very loose coupling, so that only the true wave gets out into the ether. Whereas broadcast reception during the 2650-meter service was practically impossible in the days of the spark, to-day this service is inaudible on the shorter waves except possibly on receivers using several stages of radio frequency amplification.



**5 Tubes ~
Loop Aerial-
1000 Miles with
Loud Speaker**


FREE! — With each Globe 1st and 2nd stage radio frequency transformer, we send you a simple five tube hook-up that we guarantee will bring in signals from 1000 miles distance on a loop aerial, when our directions are followed.

Dealers! Write for Proposition.



GLOBE
ELECTRIC COMPANY
MILWAUKEE WISCONSIN

From FACTORY to FAN



VERNIER CONDENSER

Heavy Aluminum Plates, Bakelite Ends, Knob and Dial.

23-Plate \$2.40
13-Plate 2.95
43-Plate
Cap. .0005 Catalog Free.
Twenty other styles.

Send P. O. or Express Money Order.
We Pay Transportation in U. S. A.


F. E. McCLIMANS MFG. CO.
20 WEST JACKSON BLVD., CHICAGO

RADIO BOOKS

Latest and Best. Catalog Free.
RAY OOBINS
146 West 27th St. Indianapolis, Ind.

RICO GUARANTEED PRODUCTS

ALL "Rico" goods are guaranteed unqualifiedly by us. "RICO" goods are standard today and are used all over the country. Ask any of your friends about "RICO" goods and "RICO" workmanship. A trial of any of our items will convince you. There is a dealer somewhere near you who stocks "RICO" goods and who will be glad to show and demonstrate to you the latest additions to our line. Whenever you want good goods at the lowest price, think of "RICO."



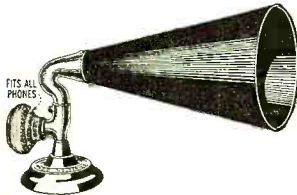
No. 250 Melotone Tuned (Adjustable) Loud-speaker, complete\$6.00

"Rico" Tuned (adjustable) Melotone Loud-Speaker

The highest grade, lowest priced and most popular loud-speaker on the market today. This speaker is equipped with "Rico" tuned (adjustable) loud-speaker phone unit. Comes fully equipped with black fibre horn and five foot cord. This low priced speaker compares well with the most expensive ones. Length of horn 11 1/2", total height 9".
No. 250 Melotone Loud-Speaker\$6.00

SINGLE FONEHORN


NEW! Here is the appliance you have been waiting for. 11 1/2" fibre horn, mounted on a heavy cast base stand. The stand also has one of our single phonodapters. Will take any loud talking phone unit. At a small expense you can now have a loud-talker. It not only looks good, but gives surprising results due to the fibre horn. All metal work, with the exception of the base, is nickel plated and polished. Not a toy, but a massive piece of apparatus that looks good, works well, and is marked at a very low price. Horn swivels in any direction independent of base and phone.
No. 700 Single Fonehorn.....\$2.50



No. 700 "Rico" Single Fonehorn, complete (without loud-speaker unit)\$2.50

DOUBLE FONEHORN

This article is constructed similarly to our No. 700 single Fonehorn. The double Fonehorn is made to take any standard head set and thereby the appliance becomes a real loud-speaker unit. Acoustically worked out to perfection, this appliance will give excellent results. It is equipped with 11 1/2" full fibre horn. All metal parts nickel plated and highly polished. Heavy cast base in dull black finish. This appliance has two of our phonodapters which will take any make head set. An article that looks good with any expensive set. Horn swivels in any direction independent of base and phone.
No. 701 Double Fonehorn.....\$3.00



No. 701 "Rico" Double Fonehorn, complete (without phones)\$3.00

"Rico" Head Sets

These head sets are the original ones using the center pole pull on diaphragm principle. Well known for their sensitivity, loudness and absolutely tuned quality. Now made with superior tungsten steel magnets, better head band, a heavier and better quality cord, sherardized diaphragm, and a number of minor improvements. The highest priced phones are made with tuned (adjustable) diaphragms.



- No. 6 2000 ohms (standard non-adjustable)\$3.50
- No. 7 3000 ohms (standard non-adjustable)\$4.00
- No. 20 "Rico" De Luxe Tuned (adjustable) 2000 ohms....\$4.50
- No. 30 "Rico" De Luxe Tuned (adjustable) 3000 ohms....\$5.50
- No. 40 "Rico" De Luxe Tuned (adjustable) 4000 ohms....\$7.00

SEND NO MONEY

Radio Industries Corp., R.N. 1
131 Duane St., New York City.

Gentlemen:—Please send me by Parcel Post....
"Rico" for which I will pay
the postman the amount of


Name

Street

City State

FONEKUSHIONS

The latest radio wrinkle. How many times have you had a headache from wearing tight head receivers? How many times when you are listening for DX have you not been able to hear clearly due to outside noises in the room? Fonekushions do away with all this. Made of sponge rubber. They not only make wearing your receivers a pleasure but they positively exclude all noises and make reception a pleasure. Made of black sponge rubber that will last for years. Can be washed with soap and water. Smooth outside surface. Light as a feather. Once worn, always worn.



SPONGE RUBBER

No. 500 Fonekushions, set of two\$.50

"Rico" Tuned (adjustable) Loud-Speaker Phone

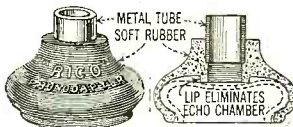
This is our famous (adjustable) loud-speaker phone unit. This phone gives amazing results as a loud-talker on one and two stages of amplification. You must hear this phone to appreciate it. This unit has a rubber gasket underneath diaphragm which makes phone fully adjustable. Can be adjusted for loud or weak sounds simply by slightly loosening or tightening cap.



No. 25 "Rico" Loud-speaker Phone with 5 ft. cord\$3.50

"Rico" Single Phonodapter

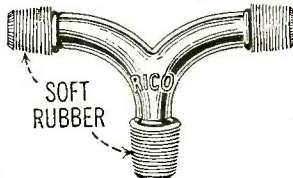
This Phonodapter fits Victrola, Columbia and Sonora phonographs. Entire adapter is made of pure rubber with a brass tube insert. Adapter will stretch over any make of phone. Note construction! No echoes due to special lip. Comes complete with brass tube insert which makes it fit any phonograph.



No. 131 "Rico" Single Phonodapter\$.50


"Rico" Double Phonodapter

This handsome instrument is made of a single casting, nickel plated and highly polished. There are three generous soft rubber bushings. The Phonodapter fits all phonographs and takes any standard double head set, thereby making your phonograph a loud-talker. Made in just the right proportion to fit your head set.



No. 132 "Rico" Double Phonodapter\$.75

\$1.75 HOLES FOR PANEL MOUNTING



HOLES FOR TABLE MOUNTING BINDING POST

"RICO" STRAIGHT LINE CONDENSER
A revolution in condenser building. Simplest and most practical type of condenser as yet developed. Takes up one-third less space than mesh plate condenser. Size over all 2 1/2"x2 1/2"x1 1/4". Lightest weight condenser made. Particularly useful for portable sets and where little room can be spared. Money refunded if this condenser is not superior to any other. Now made in three sizes to replace 43 plates, 23 plates and 11 plates.
No. 450 "Rico" Condenser .001 mfd. 43 plate cap.\$1.75
No. 423 "Rico" Condenser .005 mfd. 23 plate cap. 1.75
No. 411 "Rico" Condenser .0025 mfd. 11 plate cap. 1.75
All above types without dials 1.50

Dealers and Jobbers
Write or Wire for
Territory that is Still
Open for Proposition

RADIO INDUSTRIES CORPORATION
131 Duane Street, New York City
Cable Address: Ricotrade, New York

**Thrill your best Friend
this Christmas!**

—make him a present of
a distance-getting



**ALL-AMERICAN
AMPLIFYING TRANSFORMER**
(Audio or Radio Frequency)

Largest selling transformers in the world. Over a quarter million in use. Standard equipment on the better sets. They defeat interference, abolish foreign noises, add distance without distortion. You get volume and tone-quality that mean real thrills. Suitable for all circuits.

All better dealers sell "All-American."


RAULAND MFG. CO.
200 North Jefferson St., CHICAGO
Pioneers in the Industry



"All-American"
Bakelite Tube
Socket—Base or
Panel Mounting **75c**



FREE!
Book of tested
hook-ups. Send
2 cents to cover
postage.



"All-American"
Audio Frequency
Transformer

This transmitter radiates from 25 to 30 amperes as compared with 80 amperes previously used by the spark set. However, the range of the new set, even though it uses only one-tenth of the power of the spark is about twice that of the latter transmitter. This fact was determined in a series of transmission tests in which stations on both coasts were asked to listen in. It was desired to make sure that the new set had at least the range of the old one before it took over the traffic. This cautiousness is only one example of the thoroughness of Navy radio and the shutting down of the Arlington spark is testimonial to the fact that the Navy is alive to the problem of interference with broadcast reception. As funds and conditions permit, this interference is being eliminated, always making sure that whatever changes in Navy radio material are necessary will be done with caution so as at no time to disrupt the communication needs of our first line of defense.

In closing, the writer hopes that this new transmitter will make as many friends as that older voice of NAA, the famous Fessenden spark, which has at last fallen behind the march of Progress.

**A Broadcasting Station
De Luxe**

(Continued from page 874)

set or loud speaker and adjusts the amplification so that the concert program is clear to the audience at all times.

To make the program available to the public, Colonel Green has had installed a set of loud-speaking sound-projectors on a water tower a short distance from the main station, WMAF, on his estate, and there is plenty of parking space around the tower. When the outfit was first used the program could be heard for some distance outside the grounds of the estate and later the loud-speaker sound-projectors were tipped downward a little so that the sound carried only a short distance away from the tower.

**Energy Values in a
Broadcasting System**

(Continued from page 873)

considerably increased energy. It is of interest to trace the various levels of energy through which the intelligence to be transmitted must pass as it proceeds from its source to its final destination.

THE TRANSFORMATION OF ENERGY

We will assume that a talk or lecture is to be transmitted: The speaker talks into a telephone transmitter in a normal tone at a distance of two or three inches from the transmitter. The power of the sound waves generated by such normal talking is of the order of millionths of a watt. How ridiculously small this energy is may be realized when it is said that the power delivered to the ordinary electric lamp is five million times as great as that of the sound waves generated by normal talking. This minute amount of energy in the sound waves is transmitted by the motion of the air to the diaphragm of the telephone transmitter. The actual motion of the air is likewise minute, probably of the order of millionths of an inch,

SALESMEN

Largest radio publishing organization in the world, wants salesmen, either whole or side line, to sell an assortment of 20 books to the trade.

Liberal commission to hustlers.

Box 233, RADIO NEWS
New York City.

SEND FOR YOUR FREE COPY

**TESTED HOOK-UPS
SUBMITTED BY USERS OF OUR**



Price \$1.00
POSTPAID
with instructions

**WONDERFUL
TRANSMITTER
BUTTON FOR LOUD
SPEAKERS**

**AMPLIFICATION
AND EXPERIMENTS**

K. ELECTRIC CO.

15 PARK ROW

NEW YORK

The Outstanding Value in New Kennedy Radio Sets

The new Kennedy Radio Model V is everywhere acknowledged as the one outstanding value in the radio field today.

The receiving unit in Model V is a distinct advance in radio engineering. It is a special development of extensive research in the Kennedy Laboratories and was produced in response to an insistent, popular demand for more simplified apparatus. After initial settings are made, all tuning is controlled by a single dial. Yet, with this extreme simplicity of operation the selectivity of the earlier Kennedy models has been retained. The new unit responds to all broadcast wave-lengths and operates on any ordinary antenna.

The cabinet is of solid mahogany and follows a pleasing design that adapts itself to home surroundings. Equipment includes all tubes, dry batteries, Kennedy phones and plug—batteries are fully enclosed. Price, complete, \$125.00.

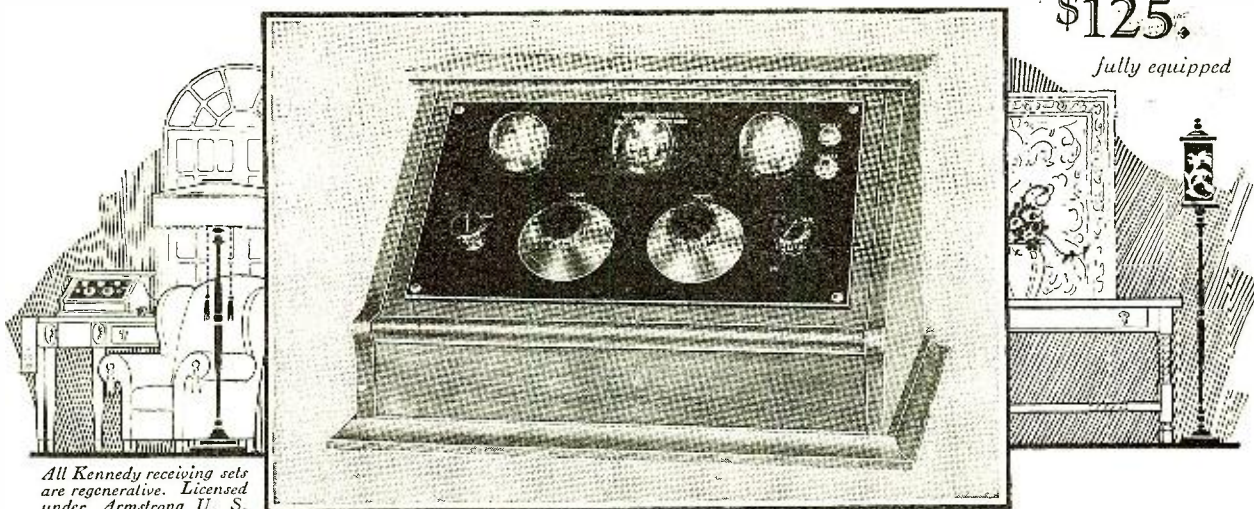
More elaborate Kennedy furniture models range from \$285.00 to \$825.00, completely equipped, including built-in loud speaker.

See the new Kennedy furniture models at your dealer or write us for fully illustrated particulars.

THE COLIN B. KENNEDY COMPANY

SAINT LOUIS


SAN FRANCISCO




\$125.
fully equipped

All Kennedy receiving sets are regenerative. Licensed under Armstrong U. S. Patent No. 1,113,149.

K E N N E D Y




Licensed by Independent Radio Manufacturers, Inc., under Hazeline Patent No. 1,450,080. Dated March 27th, 1923, and other patents pending.



Balanced!

THE portals of advanced radio—new realms of pleasure and utility once locked to all but the professional—now swung wide open to everyone, however unfamiliar with radio, by the marvelous proficiency and easy operation of this super-set.

Balanced
Jack-knife Bridge
Detroit.



The Eagle

Balanced Neutrodyne

RADIO RECEIVER

The uncertain element—tube capacities—balanced (neutralized) as perfectly as the jack-knife bridge, removes the guess from radio reception. Gone for good are the familiar annoyances—regeneration, reradiation and body capacity effects. Extremely sharp tuning and a perfect ease of adjustment. Each Eagle Neutrodyne Receiver individually tested. A splendid reputation staked on each Eagle Receiver. Guaranteed absolutely without reservation.



Write for Illustrated
Booklet NOW!

20 Boyden Pl., Newark, N. J.

or if we lean towards the optimistic, of the order of hundred thousandths of an inch. This small motion is transmitted to the telephone transmitter diaphragm which then moves in unison with the motion of the air. Due to the construction and mechanism of the telephone transmitter this small power of ten millionths of a watt of sound energy is converted into electrical energy having power of the order of a thousandth of a watt, so that in this instrument only, we have already magnified the originally minute sound wave energy about one hundred to one thousand times.

However, this available power is not sufficient to enable the transmission of intelligence via radio. It is, perhaps, sufficient to transmit intelligible speech over a telephone line for about 20 miles. But in the transmission over a telephone line all the energy is confined to a limited path, namely the two copper wires constituting the telephone line and none of the energy leaks out appreciably. In the case of radio the energy is diffused over enormous space, hence this energy must be still further amplified. For further amplification it is now essential to call into play the vacuum tube which is able to amplify speech energy without appreciably distorting the speech. In order to obtain the total amount of amplification required, it is necessary to divide this process into a number of steps, that is, grade the amplification. The first step consists in amplifying the above small amount of speech energy to the level of about five watts. This may be accomplished by one tube, or by a number of tubes, but the net result is the same, namely energy of the order of about five watts is now obtained. Thus in this step the energy has been amplified from approximately one one-thousandth of a watt to about five watts, giving a total energy amplification of five thousand times approximately.

The next stage in the amplification process is that of raising the available energy to the order of 50 watts. This again may be accomplished by one or several tubes, but the end result obtained is the same, namely, the tube amplifies the five watts of speech energy put into it, to about 50 watts. Finally in the last step these 50 watts are amplified to the order of 500 watts, this being the power of the average broadcasting station. Thus, in these last two steps we have amplified the five watts to 500 watts, a total of 100 times, and these 500 watts are launched into the ether by the broadcasting antenna.

A broadcasting station starts out with speech energy in the form of sound waves, of the order of ten millionths of a watt, or about one five-millionth of the power required to light an ordinary lamp, and ends up with about 500 watts, or enough power to light about 10 lamps. The original energy has been amplified by no less than 50 million times! In spite of this enormous amplification the total power launched into space is relatively small, only 500 watts, as compared to power transmitted for lighting houses, or driving motors. This relatively small amount of power is not confined to a narrow channel or definite limited path, but is distributed in all directions, which will explain why the power falls off so rapidly as we move away from the broadcasting station.

LOSS OF ENERGY IN SPACE

Power equal to 500 watts is therefore impressed on the ether in the immediate vicinity of the broadcasting antenna, this power being in the form of electro-magnetic waves, waves similar to light waves in their properties, but tremendously

JUST THE BOOK YOU WANTED

“Radio News” Amateurs' Handibook


Volume No. 1

Check full of radio constructive and instructive articles from cover to cover. Written by foremost radio authorities, in plain everyday language which everyone can understand. Sections include articles on Receiving Sets and Sundry Apparatus, Transmitters and Accessories, Radio Theory, Vacuum Tube Data, and Practical Hints for the Amateur. A book which also serves as a ready reference and should find a place in the library of every amateur. It contains 224 pages and over 375 illustrations, diagrams, and photographs, bound in a multi-colored heavy board.

On sale at all leading radio stores. If your dealer cannot supply you, pin a dollar bill to this ad and write your name and address in the margin below, and book will be forwarded to you postpaid.

EXPERIMENTER PUBLISHING Co., INC.

53 PARK PLACE, NEW YORK



PRICE, \$1.00

Will your battery stay for the concert?


THERE is nothing more exasperating than a battery that "signs off" just when you are enjoying a splendid radio concert.

A good A battery should supply uniform filament current during a long period of discharge. Frequent recharging and replacements take all the fun out of radio receiving.

When you hook up your set to an Exide A Battery you'll appreciate what ungrudging battery service means. You'll be impressed time and again with the value of its ample capacity-rating and the smooth, unvarying flow of current that it delivers to your tubes.


Features you will appreciate

From its heavy, well-made plates to its convenient terminal binding posts, every detail of the Exide's construction is designed to help you get better reception. Vent plugs that may be



Two- and four-volt
A batteries

inserted or removed by a single twist of the wrist make it an easy matter to add water or test the battery. A deep sediment space in the bottom of each cell eliminates danger of internal short circuits or reduced life. Wood separators of the same fine quality that are found in the Exide automobile batteries insulate the plates from one another and also contribute to the battery's long life. A stout detachable handle across the top of the battery makes it extremely easy to carry.



Two low-voltage A batteries


The Exide line has been extended to include two low-voltage A batteries, consisting of one and two cells. They are designed specifically for WD-11 and UV-199 vacuum tubes, and are right in line with recent developments in radio receiving.

The two-volt Exide A Battery will heat the filament of a quarter-ampere tube for approximately 96 hours. The four-volt Exide A Battery will heat the filament of a 60 milliampere tube for 200 hours.

Exide B Battery

Current from the new Exide B Battery is full-powered and noiseless. It is free from fluctuations that cause hissing and crackling sounds in your phones. When you tune in distant stations you know that your satisfaction will not be marred by imitation static that sounds as though a heavy electrical storm were in progress.

You don't have to put up with a battery that discharges quickly. Go to any radio dealer or Exide Service Station and ask for Exide A and B Batteries. If your dealer cannot supply you with free booklets describing the complete Exide line of radio batteries, write to us.



Exide B Battery

Exide

RADIO BATTERIES

THE ELECTRIC STORAGE BATTERY COMPANY, PHILADELPHIA

Oldest and largest manufacturers in the world of storage batteries for every purpose


Service Stations Everywhere

Branches in Seventeen Cities

New York Coil Company's Radio Products


Have An Established Reputation for Honest Value, Maximum Results and Ease of Installing

Our Perfected Radio Frequency Transformers deliver extraordinary results. A set of two will give the satisfaction you have so long desired.
Price\$4.00





New York Variable Condensers are all equipped with GENUINE BAKELITE INSULATION. Positive contact and of the best value obtainable.

	PRICE
11 Plate	\$1.50
23 Plate	2.00
43 Plate	3.00



A Variable Grid Leak of quality and precision. Roller contact incomparably better.
Price\$1.50



Supplementary Vernier Condenser. Just what you need for sharp tuning.
Price\$1.00



Mica Fixed Condensers of tested and permanent capacity.
\$.35 to \$.75

Couplers, Variometers, Amplifying Distortionless Transformers

NEW YORK COIL COMPANY

338 PEARL ST.

NEW YORK CITY, N. Y.

Pacific Coast: Marshank Sales Co., 1240 S. Main St., Los Angeles, Cal.

HYGRADE SPECIALS

200 ft. 7 strand No. 22 Copper aerial wire.....	\$1.25
Morse Eureka Test Clips, per dozen.....	.50
Skinderviken Transmitter Buttons.....	.95
No. 763 Eveready 22½ V. Variable B. Bat.....	1.25
No. 766 Eveready 22½ V. Variable B. Bat.....	1.98
No. 767 Eveready 45 V. Variable B. Battery.....	3.98
2000 Ohm Murdock No. 56 Head Sets.....	3.50
3000 Ohm Murdock No. 56 Head Sets.....	4.25
Federal or Brandes Head Sets Complete.....	5.50
Dictograph 3000 Ohm Head Sets.....	5.98
Fada or Framingham Rheostats.....	.65
Aeme Amplifying Transformers.....	3.75
Aeme R. F. Transformers, Types R2—R3—R4.....	3.98
6 Volt Marko Storage Batteries.....	8.95
Fire (Bull Dog Grid) Phone Plugs.....	.75
Federal Amplifying Transformers.....	4.75
23 Plate Var. Cond. Bakelite Ends.....	1.49
43 Plate Var. Cond. Bakelite Ends.....	1.95
No. 163A Fada Neutrodon Condenser.....	.98
No. 163A Fada Neutroformer.....	6.49
No. 165A Fada Hazelitine Parts.....	21.50

All orders must include Parcel Post charges

Hygrade Electrical Novelty Co.,
41 West 125th Street New York, N. Y.



Jones Condenser Cleaner

Dirt and dust will collect on the plates. You must clean them. Nothing will do this so well as the Jones Condenser Cleaner. Stiff enough to get between and remove dirt, but not to bend the plates. It is not a make-shift but a practical device, mounted 24 on a card for counter display.
10c at your dealer, if he cannot supply you, we will mail on receipt of 12c.

Send for folder of Howard B. Jones Radio Products.
HOWARD B. JONES, 612 S. Canal St., Chicago, Ill.

larger in length. These waves carrying the transmitted or broadcast intelligence travel away from the antenna in all directions, giving up some of their energy to every antenna in their path. But the energy extracted from the waves by the antenna is but a very small part of the energy lost by the advancing waves. Most of their energy is lost in a natural diminution as they travel farther and farther from their source, the antenna. Just as light becomes dimmer and dimmer as we recede from the source of light, so the electric waves become weaker and weaker as we recede from the source of the waves. Furthermore these electric waves meet with numerous obstacles which extract large portions of the electrical energy uselessly. Thus the steel girders in modern buildings are consistent thieves in this respect, the energy of passing waves being absorbed by such girders and wasted in them. Also electric waves, being similar to light waves in their properties, are reflected and refracted when the properties of the medium through which they pass change appreciably. The net result of all this is that the electric waves lose the greater portion of their energy wastefully, and only a very small percentage of the total wave energy is utilized in actuating receiving sets. As a result the energy actually arriving at a receiving antenna is reduced to practically the same order of magnitude as the energy of the original sound waves, namely, the power of the receiving aerial is of the order of millionths of a watt. The actual power varies, of course, with the distance from the broadcasting station, the nearer the receiving station the greater the power received. But when appreciable distances are under consideration, say 25 to 50 miles or more, this state of affairs exists. Thus our original power of the order of a millionth of a watt was amplified several million times until it was increased to 500 watts, only to be reduced after its travel to the order of the original millionth of a watt again.

This power of a few millionths of a watt is sufficient to actuate the mechanism of the ear if only the ear could respond to the high radio frequencies employed. Since the ear cannot be actuated directly by such high frequencies it is necessary to reconvert this energy back to its original form, namely, to audible speech to which the ear does respond. The detecting device, the vacuum tube again, does this. But before it can do this the detecting tube itself must have sufficient power to actuate it efficiently, and so the receiving energy of the order of a millionth of a watt or less is amplified and then detected. When the energy finally emerges from the detector tube it is in the form of electric currents of audible frequency, and the power of these currents is of the order of thousandths of a watt, an amplification of the order of a thousand times. This electrical power of a thousandth of a watt or so is what moves the diaphragm of the telephone receivers, which moves a distance of the order of millionths of an inch. This motion of the receiver diaphragm is then transmitted finally to the air with a loss of energy. The thousandth of a watt in the telephone receivers is converted to the order of a millionth of a watt of power when transferred to the air, and this is sufficient to actuate the mechanism of the ear which now hears the original sounds as spoken in a broadcasting studio.

The illustration shows graphically how the energy level varies throughout the entire procedure; how we start with unbelievably small amounts of power of the order of a millionth of a watt, magnify it

Insure your copy reaching you each month. Subscribe to Radio News—\$2.50 a year. Experimenter Publishing Co., 53 Park Place, N. Y. C.

MAGNAVOX Products

EVERY condition in the art of radio reproduction is most successfully met by Magnavox apparatus.

Reproducers

- R2 with 18 inch horn \$60.00
- R3 with 14 inch horn \$35.00
- M1 with 14 inch horn; for dry battery sets . \$35.00


Combination Sets

- A1-R consists of Magnavox Reproducer with 14 inch horn and 1-stage Amplifier . . . \$59.00
- A2-R same with 2-stage Amplifier . . . \$85.00

Power Amplifiers

- A1-One-stage . . \$27.50
- AC-2-C-Two-stage 55.00
- AC-3-C-Three-stage 75.00

Radio users will be sent new 32-page Magnavox Radio Catalogue on request.



Magnavox Reproducer M1 requires no battery for its operation

NO man can foresee in detail the further wonderful progress that Radio will make during the year 1924.

Among the few radio products that have passed successfully every test of actual usage for years on a large scale, Magnavox Reproducers and Amplifiers stand supreme.

The secret of their marvelous results does not lie in any *one* feature (such as the shape or material of the horn) but in the scientific working out of correct underlying principles in *all* features. To

make your receiving set entirely useful and enjoyable, add a *Magnavox*.

THE MAGNAVOX COMPANY
Oakland, Calif.

New York Office—370 Seventh Avenue

Perkins Electric Limited—Canadian Distributors
Toronto, Montreal, Winnipeg

MAGNAVOX PRODUCTS

There is a Magnavox for every receiving set

Samson

HW-A1
AUDIO FREQUENCY

Transformer

THE COIL DOES IT





NOTHING LIKE IT



THE SECRET OF

ITS SUCCESS

Constructed with Helical windings in both primary and secondary Coils (an exclusive feature) the Samson Transformer has proven its superiority under actual operating conditions. In a nutshell:—

- a—The Effect of Distributed Capacity Reduced to a Minimum.
- b—Resistance Reduced to a Minimum.
- c—The Effect of Current Leakage Between Adjacent Wires Reduced to a Minimum.
- d—Clearer Reception—No Howling.

Note the Coil pictured above; wires are in layers at right angles to the core. Write for detail story of the advantages of this *exclusive Samson Patent*. Free Chart No. 24 of Tests will be included.

The next time at your dealers, examine Radio's newest achievement; ask about the

Ratio 6 to 1



\$7 at Dealers

SALES OFFICES:
Boston, Atlanta, New York, Philadelphia, Pittsburgh, Chicago, Cleveland, Detroit, Indianapolis, St. Louis, Minneapolis, San Francisco, Los Angeles, Seattle, Portland, Montreal and Toronto.

SAMSON ELECTRIC COMPANY, CANTON, MASS.

several million times to 500 watts; how it diminishes, as it travels, to its original level of millionths of a watt; how it is then amplified again to the order of thousandths of a watt, and then finally diminished again to millionths of a watt, its original microscopic value, but sufficient to actuate the sensitive human ear, even at distances of thousands of miles.

Measurements of Frequencies of Stations

(Continued from page 905)

Special attention is being given by the Bureau to the stations which do maintain such standards, and an announcement will be made later stating the degree of constancy that has been observed, so that persons may utilize the transmissions from these stations as a standard for the calibration of apparatus.

The method used by the Bureau in measuring the frequency of distant stations involves the use of a local radio-frequency generator. This is adjusted to the same frequency as the received wave from the transmitting station, this adjustment being determined by receiving both frequencies in a receiving set and varying the local generator until a zero beat note is obtained. The frequency of the local generator is then measured with a wave-meter.

Further details of the method are given in the Bureau of Standards' Letter Circular 92, "Radio Signals of Standard Frequency and their Utilization." A limited number of copies are available at the Bureau and can be obtained by those having actual use for this information.

The Radio Police Car

(Continued from page 870)

But radio now interests Mr. Wootton more than the systems that he has perfected. His office has all the ear-marks of an amateur wireless station. By removing the apparatus from a chair and holding it in his lap he is able to make room to sit down. No one should interpret incorrectly the use of the term "amateur" in this connection. It is the designation made sacred by the American Radio Relay League, by whom it is never, never, never applied to listeners-in, folks who copy local stations, or that kind of people. Mr. Wootton is one of those amateurs who apply the term "professional" to the next grade in a descending series. He knows where each little electron is and what it is planning to do next.

"Are the American amateurs having much success with the Armstrong super-regenerative circuits?" he asked, picking up a small suitcase.

It hurt me to do it, but I told him the truth.

"This Armstrong set looks crude, but it works all right up to a radius of 15 miles," he said, opening the bag.

The first part of the statement was correct and I took his word for the rest. No one could doubt anything Mr. Wootton said, even if he wanted to, he is so conservative and careful not to over-state anything. He would make a very poor newspaper man.

Out in the Yard is his wagon, the auto that runs 40 miles an hour while a cop inside chats with headquarters in the city, stations in the field, an airplane overhead

RADIO FANS

Tune in on station
WEAF (New York)

every Thursday at 8.50 P. M. and listen to a story or article selected from

HEARST'S
INTERNATIONAL

This is one of the most popular weekly features
"on the air"

FREE

Write for Free Copy of the Latest Radio Reprint B. It contains a complete story from "Hearst's International Magazine."

Address Radio Editor, Hearst's International Magazine, 119 West 40th Street, New York City.

THE CRYSTAL
FOR
ATOMITE **POWER+VOLUME**



GUARANTEED

LOUD ALL OVER. A SIZABLE CHUNK—SENSITIVE EVERYWHERE ATTRACTIVELY MOUNTED.

PRICE 50c POSTPAID.

NION

PRICE \$1.99 POSTPAID.

FIXED DETECTORS—

GUARANTEED LOUD—95% METAL—NICKEL PLATED
COMPARATIVELY INDESTRUCTIBLE.

THE KEYSTONE PRODUCTS CO.
ROYAL OAK, MICHIGAN

Insure your copy reaching you each month. Subscribe to Radio News—\$2.50 a year. Experimenter Publishing Co., 53 Park Place, N. Y. C.



The size you want— the insulation you need

YOU don't need to wait while your panel is cut to order when you get ready to build your radio set. Just go to your dealer and ask for a Celoron Radio Panel. He will give you, without a moment's delay, the exact size you want. And—what is more important—you get the proper insulation for successful results in radio receiving.

Celoron is recognized by radio experts as the best material for insulation purposes. Its high dielectric strength makes it the ideal panel material.

Used by leading manufacturers

Many of the leading manufacturers of radio equipment use Celoron in making their standard parts. It is approved by the U. S. Navy Department Bureau of Engineering and the U. S. Signal Corps.

Celoron Radio Panels come ready-cut in eight standard sizes, selected to meet the needs of the set-builder. Each panel is neatly wrapped in glassine paper to protect the handsome surface.

Celoron panels are readily worked with ordinary tools at home. They are easy to machine, saw, drill, and tap.

Ask a radio dealer for one of the following standard sizes:

- | | |
|-----------------|------------------|
| 1—6 x 7 x 1/8 | 5—7 x 18 x 3/16 |
| 2—7 x 9 x 1/8 | 6—7 x 21 x 3/16 |
| 3—7 x 12 x 1/8 | 7—7 x 24 x 3/16 |
| 4—7 x 14 x 3/16 | 8—7 x 26 x 3/16 |
| | 9—12 x 18 x 3/16 |

We also furnish Celoron in full-sized sheets, and in tubes, and can cut panels in special sizes when desired. If your dealer hasn't yet stocked Celoron panels, ask him to order for you, or write direct to us, indicating by number the size you want.

Send for free booklet

"Tuning in on a New World" is the title of a booklet we have prepared especially for the radio fan. It contains a list of the leading broadcasting stations in the United States and Canada, an explanation of symbols used in radio diagrams, and several popular radio hook-ups. This booklet will be sent without charge, on request.

To radio dealers: Send for special dealer price list showing standard assortments

Diamond State Fibre Company

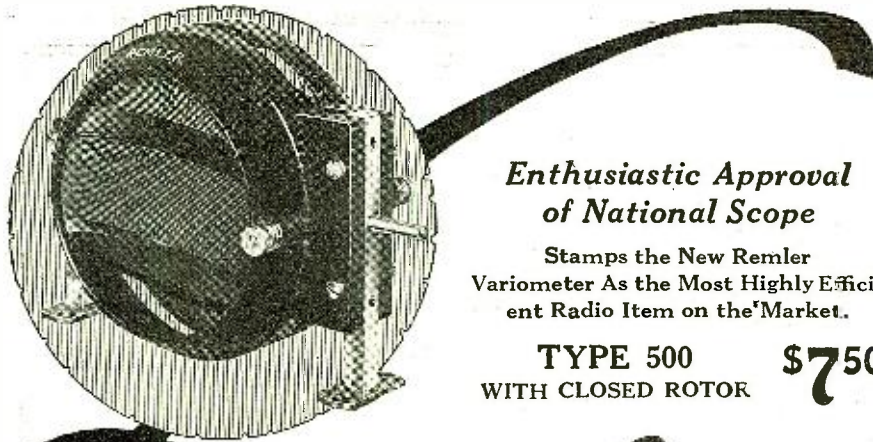
BRIDGEPORT (near Philadelphia) PENNSYLVANIA

BRANCH FACTORIES AND WAREHOUSES
BOSTON CHICAGO SAN FRANCISCO

Offices in Principal Cities

In Canada: Diamond State Fibre Company of Canada, Limited, 245 Carlaw Ave., Toronto

CONDENSITE CELORON STANDARD RADIO PANEL



**Enthusiastic Approval
of National Scope**

**Stamps the New Remler
Variometer As the Most Highly Efficient
Radio Item on the Market.**

**TYPE 500 \$750
WITH CLOSED ROTOR**

Remler VARIOMETER:

With Internal Pigtail Connections
Wave Length Range 180 to 570 Meters Positively Guaranteed

Seldom, if ever, has there been more genuine enthusiasm shown over any radio apparatus as has been demonstrated by everyone who has examined and placed in operation this new and improved Remler Variometer.

Its low minimum and high maximum wave length—the *greatest ever obtained in a variometer* and the wave length variation is exactly proportional to the reading of the dial scale. When used with any variocoupler it will cover the entire range of amateur and broadcast wave length. A wave length range of 180 to at least 570 meters is guaranteed when used with a *Remler* vario-coupler. Pigtailed connections are used between stator and rotor resulting in perfect contact and quiet operation. All metal parts are buffed and nicked; green silk wire is used on both stator and rotor. The general appearance and quality of the bakelite molding is the best obtainable, making it a leader in appearance as well as performance.

If your dealer cannot supply you, send the attached coupon direct to us with express or postal money order. Write for complete descriptive circular.

Remler Radio Mfg. Co.,
182 Second St., San Francisco, Calif.
Gentlemen:—Please send me by return parcel post one new and improved Remler Variometer Type 500 for which I enclose Seven dollars and fifty cents (\$7.50). If for any reason whatsoever I am not satisfied with this Variometer, I can return it to you express collect and you will refund my seven dollars and fifty cents in full.
Name
Address

Remler Radio Mfg. Co.

Home Office:

182 Second St., San Francisco

154 West Lake Street,
Chicago

30 Church Street,
New York City

Como Duplex Transformers

The COMO DUPLEX SYSTEM of audio-frequency amplification gives the maximum volume without distortion and tube noise.



COMO APPARATUS COMPANY
446 TREMONT ST., BOSTON, MASS.

There is a combined filtering action which assures perfect results when ordinary amplification fails.

It can be added to your present amplifier, giving you power amplification on the weak signals that more of the ordinary amplification would kill.

Sold in matched pairs for only
\$12.50

A copy of C. White's "HOW TO MAKE A POWER AMPLIFIER" is yours for the asking.

Insure your copy reaching you each month. **Subscribe to Radio News—\$2.50 a year.** Experimenter Publishing Co., 53 Park Place, N. Y. C.

or anyone officially interested in what the wagon is doing. Houseboats, canvas camps and summer cottages will go out of fashion among radio amateurs when the design of this buzz wagon becomes known. He dropped the tail board. Instead of putting one's hand on the floor, vaulting to one's knees and falling forward on one's nose, as is the custom in starting to explore the interiors of commercial vehicles, one places one's foot on a small but firmly anchored step and walks right in upright. There are comfortable padded benches to sit on.

The center of interest, of course, is the radio outfit. There is a six-valve receiver, which furnishes radio- and audio-frequency amplification enough to make the incoming voices audible above any disturbance that even a mob riot might create. The transmitter uses electron tubes also and can make itself heard at a distance of 30 miles by anyone except the London County Council, a governing body that is said to be stone deaf to anything invented since the Elizabethan Era. This is as far as any point in London County can get from any other point.

It was on Derby Day last summer that Mr. Wootton's wagon was christened. Anyone who has heard of William the Conqueror knows that on Derby Day London is as empty as a fire station with a dog fight going on outside. Everything in the British Isles except the real estate is either at the Derby or trying to get there. A Harvard-Yale football game, a Dempsey-Somebody prize fight and a Mystic Shrine national convention, if dropped into the Derby crowd anywhere, would be as relatively insignificant as a single star in the Milky Way.

Since only a very small proportion of the population of the British Isles can get within sight of the race track, the fact that it all moves in that direction must be due to habit or tradition. It is said that British subjects in India and other remote possessions get their bearings on the race track with compasses, fall toward it on their faces and pray, as Moslems turn toward Mecca at the hour of worship. There are divergent opinions as to which horse will win and these expressed in words, pounds, shillings and pence on the way to the track often lead to the temporary stoppage of traffic until the police arrive and remove the killed and wounded. The officers place their bets early in the day and leave the rest to providence while they make it the object of their lives to keep the human tide flowing in one direction without eddies or cross rips. There are not enough policemen to provide a personal escort for each costermonger and Billingsgate fish market man, so it is very necessary to locate each argument and stalled flivver quickly in order to save the dynamite that would be needed to loosen the jam if it got a five-minute start.

The Marconi Company interested itself in the problems of road traffic control by radio some time before last year's Derby. Receivers tested in moving automobiles, and in airplanes, showed a strong tendency to bring in signals from magnetos, power lines, violet ray beautifiers and tram motors with intensity equal to that of voices from radio stations. The company gives Mr. Wootton credit for having provided a convincing demonstration of the practicability of a system they tried only experimentally.

Mr. Wootton's wagon sallied forth on Derby Day with two motorcycles leading the way and two more following up the rear. A radio-equipped airplane circled overhead, not being able to keep down to the speed of the machine on the road.

FROST-RADIO

Ask Your Neighbor



FROST FONES
(Reg. U.S. Pat. Off.)

For those who wish the economies made possible by the aluminum shell type of construction we recommend our Nos. 161-171 Frost-Fones. Have special headband. The nation's greatest headfone value. Extremely sensitive and light in weight.

He long has used this famous radio apparatus

ASK your neighbor about **FROST-RADIO**. He probably has used it for years—knows the sterling quality of every item in this famous line. Ask him about **FROST-FONES, FROST-RADIO** Plugs and Jacks, Jac Boxes, Extension Cords, Tuning Coils, Receiving Transformers, Rheostats, Potentiometers, Sockets, Adapters, Dials, Switches and many other high quality pieces of radio apparatus sold under the well known **FROST-RADIO** name and guarantee.

He will tell you there has never been a question about the high standard of manufacture and superb design, construction and finish of this apparatus, and that **FROST-RADIO** prices are remarkably low—so low, in fact that they are not, and have never been, an index of **FROST-RADIO** quality.



FROST FONES
(Reg. U.S. Pat. Off.)

No. 172 Frost-Fones, in genuine maroon bakelite, with moulded-in terminal block, have no "lead" wires. Remarkably sensitive. No. 162, Frost Fones in composition shells and caps, are greatly improved. Hundreds of thousands in use.

Here Are Just a Few of the New Items in the Line

NEW **FONE** PLUG

LIST: 60c

Takes 2 pairs of fones

No. 611 Bakelite UV-199 Adapter 50c

No. 608 Push-Pull Battery Switch, Single Hole, 30c

No. 301 Metal Frame Vernier Rheostat
6 or 35 ohms 75c

FROST RADIO

No. 630 35 ohm Resistance Unit, adjustable 25c

FROST-RADIO

Your neighborhood dealer handles **FROST-RADIO**. No matter where you live you can secure promptly from him any of the 17 new items of this well known apparatus—as well as **FROST-FONES** and all of the 69 different pieces which comprise **FROST-RADIO**. Get in touch with your dealer today.

HERBERT H. FROST, Inc.
154 WEST LAKE STREET, CHICAGO, ILLINOIS.

30 Church Street, New York 550 Gates Bldg., Kansas City, Mo.

Builders of Radio Apparatus that is the Acknowledged Standard of the World

LEICH RADIO PRODUCTS

Leich Comfortable Headphones

Leich Headphones bring in broadcast reception in that pleasing natural tone that makes the listeners think they are listening to the artists direct. Regardless of how expensive your receiving set, if you do not get a natural tone, if you do not get the overtones, the reception is flat.

Ask your dealer to let you "listen in" with Leich Phones. You will appreciate the difference.



L'-Radio Plug



L'-Radio Plugs are built for service, not to sell at a price. There are no weak points in the construction that will make the plug useless in a few months.
 No. 60 Single Phone L'-Radio Plug90c
 No. 61 Two Phone Series L'-Radio Plug\$1.00

L'-Radio Jack

The L'-Radio Jack is the most compact jack yet produced. May be used where space will not permit old style jack. A great convenience in making sets and building extension jack boxes.



38-A Open circuit L'-Radio Jack45c
 38-B Double Cutoff L'-Radio Jack65c
 38-D Series circuit L'-Radio Jack50c

Leich Non Tune Rectifier



Leich Non Tune Rectifier
\$19.00

The battery charging rectifier that needs no attention while in operation. Power interruptions automatically disconnects storage battery from the rectifier. Will start charging again as soon as power is on.

The Non Tune vibrating units are the same as used in constant service on railway signal systems and are especially designed for continuous service without attention.

The Non Tune is furnished in two types, one for charging A batteries, the other B batteries.
 No. 16 Non Tune to charge 6 volt.....\$19.00
 No. 10 Non Tune to charge B Batteries.....\$12.00

Ask your dealer for Leich Radio Products—write us for booklet 101-J giving complete list and prices.

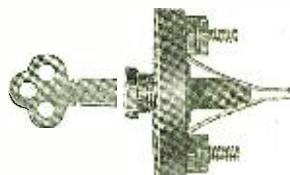
LEICH ELECTRIC CO. - Genoa, Ill.

NEW IDEAS IN RADIO

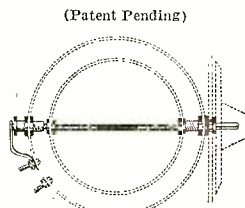
Buy Appliances of Proven Merit

Radio dealers who are really interested in the development of radio, supply their customers with appliances which give greatest satisfaction. These Radio dealers handle and endorse DANIEL equipment because of its superior design, workmanship and service.

Ask your dealer for either of the appliances illustrated here. If he cannot supply you send us his name together with remittance and we'll see that you get the genuine without delay. Representatives wanted in open territory.



The DANIEL A and B Battery Key Switch with the radio neatness when mounted \$1.00



Now you can build your own variometers and variocouplers with the DANIEL Bearing and Mounting Assembly. Price 75c

R. W. DANIEL, Manufacturer and Distributor, 5232-38 Melrose Ave., Los Angeles, California

WANTED—Back numbers of Radio News, Dec., 1921, Jan. and Feb., March and April-May, 1922. Experimenter Publishing Co., 53 Park Place, New York City.

Auto and wagon kept in touch with city and field headquarters and with each other. To prevent interference and to provide a measure of secrecy, the transmitters employed widely different wavelengths. For example, the radio patrol wagon might transmit on 300 meters and listen in on 700. No radio eavesdropper could get both ends of their conversation without two receivers.

Before long, the airplane began reporting blocks in the traffic. The snorting motorcycles plowed furrows through the mass of motor vehicles, hansom cabs, two-wheeled carts, prams and pedestrians. Mr. Wootton's wagon followed, and in nine cases out of ten it was found that there was no block. The situation was quickly analyzed. The airplane observer, traveling at a high rate of speed, would see the traffic halt. Not seeing it move again while he was near enough to have a clear view, he would believe that it was blocked. In this manner every halt to let a chicken cross the road was developed into a case requiring the attention of the patrol wagon. This experience disqualified the airplane as an auxiliary in the handling of road traffic, but the usefulness of the radio wagon with its motorcycle aides was so well proven (two fires being extinguished and other emergencies being promptly met), that four others will be on the job next Derby Day. Of course, all will be used for other purposes also, but Derby Day is the big annual test of police efficiency.

The auto that gave such good service this year carries a specially designed aerial on a frame that is lowered forward or backward by means of a lever. The change in the height of the aerial in passing under bridges or trees did not interfere with the transmission or reception of messages. The four wagons that are being built will each have four telescoping masts, one on each corner, raised and lowered together by geared wheels. These masts, when fully extended, will raise the aerial higher than the frame now in use, giving greater radiation, longer range and increased efficiency in both transmitting and receiving.

The new cars will be full of improvements and new features. The top will be high enough to permit a full-sized London Bobby—and, my eye, but they are tall!—to stand straight. In the rear there will be an observation post, slightly elevated, for the man who manipulates the aerial. At his hand will be one of those handles that a steamship pilot pushes, with a dial showing where to set it for "Full speed ahead," "Half speed ahead," "Half speed astern," and "Stop for tea." This will connect with a similar dial and indicator on the dash, just like the one in the steamer's engine room, so that observer and chauffeur will work in harmony.

To take care of any overhanging branches too low for the aerial to dodge, there will be a long hook-shaped knife. The radio operator will occupy a seat in the front of the enclosed body and through a hinged window, normally closed by a spring, he will be able to communicate with the men on the driver's seat. There will be tables that let down from the sides. Food, water and first-aid materials will be stowed in convenient places. Once in the Derby Day stream of traffic, the police patrol must stay in. It is either a hot and dusty 24-hour day or a wet and muddy one. But those who ride in Mr. Wootton's wagon will be comfortable whatever the weather may do. Judging from the long, clean record of Scotland Yard, it is safe to predict that they will also be courteous and efficient.

SUPER-HETERODYNE

The World's Best Radio Receiver

BY PERFORMANCE

ADVANTAGES NO OTHER RECEIVER CAN EQUAL

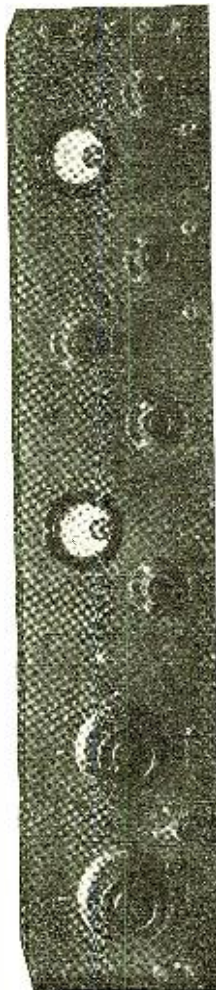
- 1. UNIFORM EFFICIENCY** over the entire wavelength range of 160 to 850 meters. This means that all stations, Radio-telephone Broadcasting, Amateur and Commercial within this wavelength range, will be received with maximum intensity. This very desirable feature is not obtainable by any other practical method using Radio Frequency amplification.
- 2. SELECTIVITY** by this system, greatly exceeds that obtained in all other methods of reception. Using the Model "C" with a loop in the Suburbs of New York, WOR 15 miles distance, operating on 405 meters, can be completely eliminated, and PWX 1300 miles distance operating on 400, can be received on a loud speaker. This holds true on an average cool night. There is no telegraphic interference from 200 meter amateur stations or 600 meter ship stations.
- 3. SIMPLICITY** to change from one station to another, there are only two dials to vary. The two dials can be calibrated for all the various stations, as there is only one best position for each station.
- 4. AMPLIFICATION** is much greater than obtainable in any other standard receiver. Total is as follows: 1st the Heterodyne Amplification in the 1st Detector; 2nd, the Regenerative Amplification in the 1st Detector; 3rd the 3 stages of Tuned Regenerative Radio Frequency Amplification; working at a low advantageous frequency; 4th, the second Detector action, and 5th, the two stages of low ratio distortionless audio frequency amplification.
- 5. RECEIVING RANGE** other factors correct, the receiving range is in proportion to the effective radio frequency amplification applied. As this receiver has much greater effective radio frequency amplification than all others, the range is proportionally greater.

Complete Constructional Blue Prints Consisting of Two Sheets 50x21" and Two Sheets 27x21" and Two Sheets 30141-145. \$2.00 Postpaid.

Designers of the Highest Class Radio Apparatus in the World
Experimenters Information Service 531 West 46th Street :: New York City



"THE ROLLS-ROYCE OF RECEPTION"



MODEL "C" SUPER-HETERODYNE

Wavelength Range 160 to 850 meters. Tubes, 2 Detectors, Oscillator, 3 Tuned Radio Freq. Amplifiers, 2 Audio Amplifiers.

The Super-Heterodyne is the most efficient method of short wave radio frequency amplification known. It is used extensively by the Commercial radio companies and various governments, when it is necessary to receive over extremely long distances, without interference from near-by stations. The remarkable results are due to the Super-Heterodyne action, which is briefly as follows: the incoming signal, which may be any wave from 160 to 850, is changed thru the use of a local oscillator, to a wavelength of 10,000 meters. At this wavelength an exact duplicate of the original signal is amplified at radio frequency with the very highest efficiency possible, rectified and amplified at audio frequency.

During this change a very high degree of selectivity is secured, due to the amplifier, which is designed to pass nothing but 10,000 meters. Accordingly while there may be ten or more signals in the loop, only one will be received at a time, the one that the oscillator heterodynes thru the amplifier.

Magnavox and BAKELITE

The insulation parts of Magnavox Radio are of Bakelite laminated sheets and rods.

★ ★ ★ ★ ★

The use of Bakelite laminated material for making radio parts assures uniformly fine results under any climatic or temperature conditions.

Unaffected by heat or cold, of great mechanical and dielectric strength, and non-absorbent, it is the IDEAL material for radio insulation.

The careful manufacturer and designer of radio apparatus chooses Bakelite because of his confidence that wherever and whenever it is used in the future it will maintain the SAME resistivity which figured in his design calculations.


You will enjoy reading our Booklet B. Send us your name and address and a copy will go forward by return mail.



BAKELITE CORPORATION

Address the Divisions


General Bakelite Company, 8 West 40th St., New York
Condensite Company of America, Bloomfield, New Jersey
Redmanol Chemical Products Co., 636 W. 22d St., Chicago



BAKELITE
Condensite
REDMANOL

are the registered
Trade Marks for the
Phenol Resin
Products
manufactured under
patents owned by
BAKELITE CORPORATION.

THE MATERIAL OF A THOUSAND USES



NEW! Model "B" Hammarlund Vernier Condenser

SHARPEST TUNING — MINIMUM LOSSES
The New Model "B" Will Increase Your Range and Volume
—Eliminates—Interference.

No other condenser has all these seven points of merit:

(1) Grounded panel. (2) Adjustable cone shaped bearings. (3) Brass plates soldered into slotted brass posts. (4) Non-microphonic vernier. (5) Double wiping contacts. (6) Small in size. (7) Takes any size dial.
Description and test of this condenser appears in laboratory columns of this issue.

PRICES FOR PANEL MOUNTING

43 Plate .001 Mfd.....\$7.00	17 Plate .00037 Mfd.....\$5.75
23 Plate .0005 Mfd.....\$6.00	13 Plate .00025 Mfd.....\$5.50

3 1/2" pure Bakelite Dial \$7.75

At your dealers—otherwise send purchase price and you will be supplied postpaid.
Send for Descriptive Circular.

HAMMARLUND MFG. CO., 144 W. 18th Street, New York, N. Y.

Patents Pending

Correspondence from Readers

(Continued from page 910)

RADIO SOLD MUSIC TO HIM

Editor, RADIO NEWS:

I most heartily agree with you in your stand on broadcasting music, and positively disagree with those who say the broadcasting of their music is detrimental to the sale of that certain selection either in record, sheet music, or roll form. I have bought numerous records that I became acquainted with through radio broadcasting. One in particular was Mr. Gallagher and Mr. Shean; the first time I heard this piece I did not like it. The second and third times I heard it I did not care for it, *but they kept on playing it until I learned to like it and then I bought the record.* Numerous other records, about 15 or 20, were introduced to me in this manner.

I believe that in a period of less than five years music dealers of all kinds will be glad to pay high prices to have their music broadcast. I even believe that large music concerns will install powerful broadcasting stations so as to present their music to the public. Radio broadcasting from one small station often brings more results than advertising in a large magazine.

JOHN J. WARMUTH.

TO THE POINT

Editor, RADIO NEWS:

Although I have been a reader of your Magazine for some time, this is my first "explosion", but I couldn't hold in any longer.

In your November issue I read and thoroughly enjoyed an article on "Audio Frequency Transformers," illustrating their comparison with charted curves and also giving different constructions. In all such articles, no matter what the publication, no mention is ever made of the make of instruments on which the tests are made. One can write these different publications for information regarding the best makes of transformers, condensers or whatever instruments are used and they all consider it bad policy to mention or suggest any specific make. It is just this that I am on the warpath about. It seems to me that when such tests are made, if those proving best were mentioned, we would all be enlightened a bit. If the manufacturers involved are afraid of such tests, let them build instruments that they will not be ashamed of. Those whose instruments stand highest should be glad of such tests and it would make the others sit up and take notice. They would either have to improve their goods or go out of business from lack of business at some time in the future and that not so far off either. It seems to me that this would bring better quality to the market. If some manufacturer thought the test unfair let him prove the quality claimed for his goods and then we would also learn something in the testing line.

Some make the cry, "get this information from your radio dealer," and what kind, as a rule, of radio dealer have we? In a nearby town the situation is this: In a certain radio store there is a man who is referred to as the official radio man and is consulted both by the store and customers on all subjects pertaining to radio. He considers himself an Electrical Engineer. Now I have had an education in Mechanical and Electrical Engineering but have not followed it, so at the present time, I can't see where I have the right to call myself an Electrical Engineer. The person above mentioned would be lost if he were called upon to solve a problem in trigonometry, much less any of the higher mathematics. His radio education has been obtained from radio publications. I don't mean to "slam" your publication for it is the

Insure your copy reaching you each month. Subscribe to Radio News —\$2.50 a year. Experimenter Publishing Co., 53 Park Place, N. Y. C.

IMPORTANT

Any individual part in any of the 6 outfits below may be purchased separately at the special reduced prices listed under column headed "Our Price."

BUILD THOSE SETS NOW!

Now's the best time and here's your best opportunity. Look these six complete outfits over carefully. Did you ever see anything to beat 'em anywhere for both quality and price?

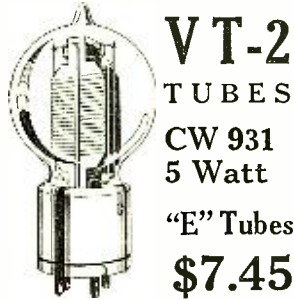
PANELS DRILLED

Specially drilled panels are included with each outfit. No additional charge for drilling.

COMPLETE INSTRUCTIONS

for assembling, and blue-prints for wiring are included with each outfit. Instructions written so everyone can understand them. No special skill or technical knowledge required—a few hours and you're ready to tune-in New York, Los Angeles—any of 'em.

Western Electric



VT-2 TUBES
CW 931
5 Watt
"E" Tubes
\$7.45

About 1/3 of these 10,000 brand new, genuine Western Electric VT-2 Tubes that we bought from the U. S. Signal Corps have been sold. Radio men know that a genuine VT-2 Tube for \$7.45 is an unusual opportunity—a real "find"! These tubes may be used for RF and AF amplification and for CW, and phone transmitting. They have a higher amplification factor than any tube made! Not Navy rejects—sold only as a surplus. Characteristics: Filament 6 volts, current consumption 1 amp., plate potential 22.5-350 volts.

ERLA SINGLE TUBE REFLEX

CONSISTING OF	Our Price
1 Variocoupler	\$3.45
23-Plate Variable Condenser	1.45
2 Erla Sockets	1.30
1 Erla Reflex No. 1 Transformer	4.45
1 Erla A. F. Transformer	4.85
1 Erla .002 Mica Condenser	.30
1 Erla .001 Mica Condenser	.30
1 Erla .06025 Mica Condenser	.25
1 Erla Fixed Crystal Detector	1.00
1 Howard Rheostat	1.50
2 Bakelite Dials	.50
8 Binding Posts	.40
1 Dozen Switch Points and 4 Stops	.30
2 Switch Levers	.50
1 6 1/2 x 14 x 1/8" Formica Panel	1.37


Our Price \$20.90

2 STAGE AMPLIFILR

To amplify Ultra-Audion, Reinartz, Flewelling, Knocked Down Short Wave Receiver, Crystal or any receiving set so that loud speaker or phonograph can be used in place of headset.

CONSISTING OF	Reg. Price	Our Price
1.05 7x9 Formica Panel	\$.95
(Other suitable size)		
4.75 High Ratio All American or Thordarson Transformer	3.95
4.50 Low Ratio All American or Thordarson	3.95
2.20 2 Howard Rheostats	2.00
2.00 2 Bakelite Sockets90
3.00 3 Double Patent Jacks	1.59
1.30 13 Binding Posts65
.30 Baseboard15

\$21.00 Our Value Price \$12.95




HAZELTINE NEUTRODYNE

FREED-EISEMAN OR FADA LICENSED PARTS

1 7x21x3-16 drilled formica panel	1 .00025 Micon Condenser
1 Howard rheostat	1 Marco Variable Grid Leak
3 4" Radion Dials	1 Base Board for mounting 25 feet
3 John Firth Bakelite Sockets	tinued copper bus
8 Binding Posts	bar wires and complete instructions
3 23 Plate Variable Condensers	for assembling and wiring.
1 Wave Control Neutrodymer	
2 Radio Frequency Amplifying Neutrodymer	
2 Grid Neutralizing Condensers	

\$28.60

4 tube set\$44.65
5 tube set\$46.25



REINARTZ DETECTOR and 2 STEP

Reg. Price Each	Our Price EACH	Reg. Price Each	Our Price EACH
\$6.00	1 Drilled Panel 7x28x 3/16 inch	\$4.75	2 Transformers (All American 10-1 and 3-1 or new type high and low ratio Thordarson)
2.50	1 Reinartz Spider Web Coil	.10	2 Binding posts
6.00	1 23 Plate Vernier Condenser	.40	2 Dozen Switch Points
5.00	1 11 Plate Vernier Condenser	.02	6 Switch Stops
1.50	1 Howard Vernier Rheostat	.50	3 Switch Levers
1.10	2 Howard Plain Rheostat	1.00	2 Bakelite Dials
.75	3 Firth Sockets	1.00	2 Double Circuit Jacks
2.00	1 Variable Grid Leak and Condenser (cartridge type)	.65	1 Single Circuit Jack
		1.00	1 Baseboard
		.75	3 Blue Print for Assembly
		.50	25 Feet Tinned Wire

Regular Price \$46.97

Our Special Price \$29.95

Automatic Electric

LONGE



\$10.00 Value Headsets

\$3.65

These headsets were formerly sold by the Automatic Electric Co., makers of telephone exchanges, at \$10 each. We bought their entire stock—40,000 phones—paid spot cash and because of this buying power (unequaled elsewhere in the radio field) we are able to offer you a \$10 headset for \$3.65. 30 years of experience have produced the Automatic Headset. Coil is wound with about 6500 turns of No. 40 enamel coated copper wire. D.C. resistance 1000 ohms. Impedance at average music and voice frequency (800 cycles) 21,000 ohms. (Effective impedance rather than D.C. resistance is the big factor in a good headset.)

COCKADAY RECEIVER

Regular Price	Our Price EACH
\$3.00	1 Cockaday Coil
1.00	2 Bakelite Dials
1.00	1 John Firth Socket
1.00	1 Freshman Grid Leak and Condenser
1.50	1 Howard Vernier Rheostat
1.00	1 Patent Double Circuit Jack
.80	8 Binding Posts
.04	7 Switch Points
.50	1 Switch Lever
1.75	1 7x14x1/8" Formica Panel
1.00	1 Blue Print and Wire
3.30	2 23 Plate Condensers

Our Price \$11.95

KNOCKED-DOWN SHORT WAVE RECEIVER

Regular Price	(See illustration to left) CONSISTING OF	Our Price
\$10.00	2 Variometers	\$3.90
5.00	1 Variocoupler	1.75
3.00	3 Bakelite Dials	.75
1.00	1 John Firth Socket	.45
1.10	1 Howard Rheostat	1.00
4.50	1 Mahogany Cabinet	2.95
2.25	1 Genuine Formica Panel	1.75
.80	8 Binding Posts	.40
.50	1 Switch Lever	.25
.40	12 Switch Points	.20
1.00	1 Freshman Grid Leak and Condenser Combined	.65
1.00	1 Complete Drawing for Assembly and Wiring	.50

\$25.85 Our Value Price \$13.45



We Guarantee all our merchandise to be of the BEST QUALITY

CHICAGO SALVAGE STOCK STORE

Mail Orders Given Immediate Attention

509 S. STATE ST. Dept. RN-1 CHICAGO

CATALOG COUPON

Send this coupon and 10c (coin or stamps) for a copy of our big, new 48-page catalog. Contains 10 complete receivers like these listed above—hundreds of bargains in parts that HAVE not and CAN not be equalled elsewhere. Fill out and mail this for your copy today!

Name

Address

City State



Model "D"
N & K
4,000 Ohms

\$8.50

For Perfect Reception and Maximum Comfort

The product of manufacturers who, for many years, have supplied precision apparatus of the highest grade to European Governments.

Write for booklet.

Sole Representatives for United States and Canada

Th. Goldschmidt Corporation

15 William Street :: :: New York City

Quality of Reproduction

is the first consideration
in a loud speaker. The

TRADE MARK
AUDIOPHONE
REG. U. S. PAT. OFFICE

is a loud speaker designed with the intent of making the tone quality and accuracy of reproduction paramount.

Do not confuse quality with volume. An automobile horn has volume—an Audiophone has quality.

The Audiophone gives the maximum volume possible while retaining tone quality and distortionless reproduction.

You have a radio set to hear music and speech—why connect a loud speaker with volume as a best virtue when you can get real quality and ample volume with an Audiophone.

No battery required for field excitation.

The Bristol Audiophone Loud Speaker is complete and ready for use, simply connect to receiving set. Ask for Bulletins Nos. 3011 and 3012-S.



Bristol Audiophone Senior Loud Speaker
Size of horn 15 inches diameter.

Price \$32.50

Bristol Audiophone Junior Loud Speaker
Size of horn 11 inches diameter.

Price \$22.50

THE BRISTOL COMPANY
WATERBURY, CONN.

WANTED—Back numbers of Radio News, Dec., 1921, Jan. and Feb., March and April-May, 1922. Experimenter Publishing Co., 53 Park Place, New York City

best and has helped me, helped him and all the rest who read it, but frankly, is this the fellow who is fitted to advise others? Think it over.

I am just an ordinary BCL and am speaking from that viewpoint as I see it, and it seems to me that the greatest cry from the BCL today is HELP! He is here to stay and you may just as well make the best of this evil; help of the proper kind will advance him. It won't do any good to try setting him back. This right kind of help is helping him to learn to select the best instruments as well as the proper way to use them.

If I am wrong in the way I look at the situation I am only too willing to give in when shown the right way, so let's hear from some of the rest of the fellows on the subject.

Good luck to the "Hams," for they have certainly helped me and will always hold a place of esteem with me.

GLENN O. SLIGH.
San Gabriel, Calif.

[If you want to know which transformers and other instruments are of high grade, we would suggest that you read carefully the Radio News Laboratories Dept. in each issue of this Magazine. You will find described, and illustrated there all the apparatus which are submitted by manufacturers and are tested by ourselves.—EDITOR.]

IT CAN BE DONE

Editor, RADIO NEWS:

We handle drugs, but if that were all we depended upon, we would starve to death, drugs being the smallest part of our business.

We sell radio sets and install them, we also sell Edison and Victor phonographs.

Last spring when the Night Hawks at Kansas City played and sang, "Yes! We Have No Bananas", via radio, we had a large audience in the store and that same night we received orders for seven records of that title to be delivered when they were available.

We do not sell sheet music but had a great many inquiries for same. All through radio.

The population of Barrett, Minnesota, according to the latest census, is 278.

C. L. JARENS,
Barrett, Minnesota.

RECEPTION IN ENGLAND

Editor, RADIO NEWS:

The following results may be of interest to the stations concerned. The apparatus used was a single valve regenerative set with dull emitter (oxide coated filament) and only 30 volts on the anode. For indoor aerial work the set is made to super-regenerate by simply switching in the low frequency oscillator coils.

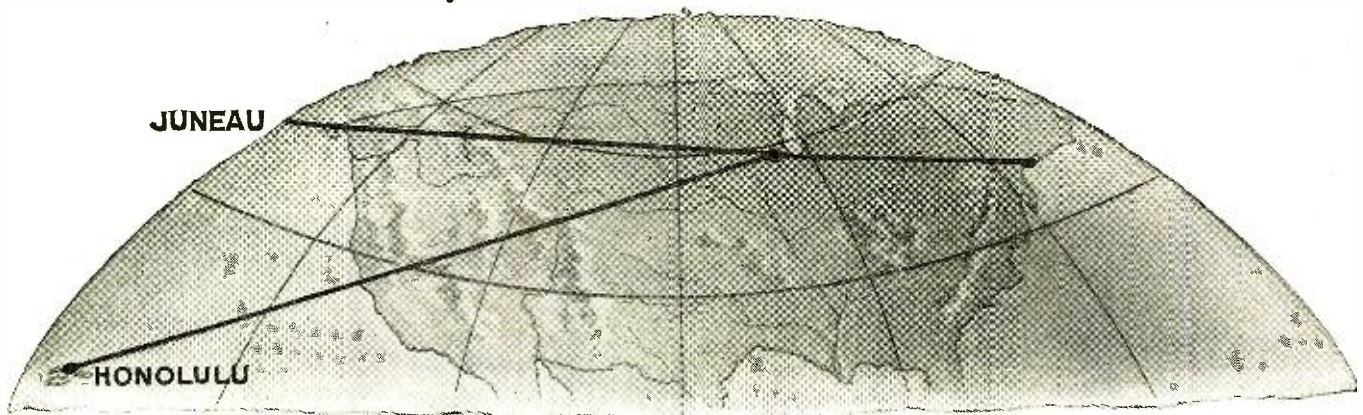
Super-regeneration is never used with the outdoor aerial as it brings in QRN too badly, and in any case results are not much improved.

The outside aerial is a 60' single wire, with a 20' lead-in, average height 4', and very badly screened. I will not give all the stations received on the outside aerial as these are numerous, but will confine my remarks mainly to indoor aerial work.

I switched on my set about 4:45 A. M., G.M.T. on Sept. 17, and on the main aerial very soon logged 2RU (who is by far the strongest and most frequent of the American stations I hear) 1RW, 2AGB, 1FB, etc. I then switched over to a steel bed spring aerial which was simply standing in the room, about 5' from the set. With super-regeneration 2RU was immediately heard, and very soon afterwards 1RW.

To prove that these results were capable of repetition, I tried again on Sept. 18. On main aerial at about 5:20 A. M. the usual stations 2RU, 8ADG, 2AGB, 1FB, etc., were heard. On the steel spring aerial 2AGB and

From New York to Honolulu With Erla Synchronizing Transformers



"All U. S. Stations on Loud Speaker, Using Only Three Tubes"

Typical of the thousands who have discarded complicated multi-stage receiving units in favor of simple, efficient Erla reflex design, is the experience of J. G. Hamock, 1917 So. Western Avenue, Chicago, who writes:

"During my first week with your three-tube hook-up, tuning through high power Chicago stations, I got Jefferson City, Dallas, Memphis, Atlanta, Omaha, Kansas City, St. Louis, New York, Springfield, Pittsburgh, Harrisburg, Louisville, Cincinnati, Fort Worth and Tampa.

"The Sunday following I added Fresno, Denver, Astoria, Los Angeles; Honolulu, Hawaii Naval Maneuvers; and Juneau, Alaska, the Alaska Electric Light and Power Company.

"The United States Stations all were clear on the loud speaker. Also I re-tuned every station by checking them with my twelve-year old son, who would get them on the re-tune, whereupon I would, when required, sharpen the re-tune myself."

Such power, selectivity and ease of control, with three tubes, are attainable only through Erla reflex design, incorporating Erla synchronizing r. f. and a. f. transformers.

Guaranteeing the perfect synchronization of received and reflexed currents having the same phase characteristics, Erla transformers enable vacuum tubes to do triple duty, as simultaneous amplifiers of received radio frequency, reflexed radio frequency and reflexed audio frequency currents.


For complete details, ask your dealer for Erla Bulletin No. 14, giving Erla one, two and three-tube reflex hook-ups. Or write direct, giving your dealer's name.

Electrical Research Laboratories
Dept. C. 2515 Michigan Avenue, Chicago

ERLA



Unequaled range and power, over a waveband of 200 to 700 meters, is assured by Erla synchronizing reflex transformers. List, \$5 each



Erla solderless connectors eliminate dangerous, difficult soldering, speeding up and simplifying apparatus assembly. List, 3c to 5c each



Solve crystal troubles by installing an Erla fixed crystal rectifier. Once installed, no attention is required. Jolt and jar proof. List price, \$1



Erla is the only condenser guaranteed to test to the exact capacity for which it is marked. Made in eleven sizes, 30c to 75c each



Unduplicated amplification without distortion enables Erla audio transformers to improve any receiving unit. Ratios: 3 1/2 and 6 to 1. \$5




Attractive Erla telescoping bezels, in bright nickel or dull black enamel, fit any 1/8" to 1/4" panel. Made in 1" and 1 1/2" diameter. List, 20c



Mechanically and artistically, Erla sockets occupy first place. Heavy, triple nicked shell on polished Radion base. List price, \$1



Erla plugs handle two sets of phones, without cutting or changing the phone tips in any way. Exquisite workmanship throughout. 75c ea.



Press the button—the set is quiet. Pull, and the same program is resumed.



Can You Interrupt Reception Without Losing the Station Received?

This Little Switch Can Be Installed in a Few Minutes to Give Hours of Increased Pleasure

With the C-H Radio Switch on your panel in the "A" battery circuit, just a touch of the nicked button and the set is quiet—pull it out and the same program is resumed. It is not necessary to turn back the rheostats and disturb the tuning of the set. You have instant, positive control with a real switch mechanism designed by the C-H Engineers to break up to 3 amperes at 110 volts, yet so precise that no microphonic noises are introduced, even when used in the most delicate circuits.

The cost of this little convenient necessity is only 60c, and it can be mounted on any panel in a few minutes to protect tubes and batteries worth many dollars. It is installed by drilling only a single $\frac{7}{16}$ " hole, and can be used for the control of practically any radio circuits.

The bright orange and blue boxes with the C-H trademark designate the genuine. Dealers everywhere are featuring them. If yours has not yet been stocked, send 60c plus 10c for packing and mailing, and you will be supplied direct very promptly.

THE CUTLER-HAMMER MFG. CO.

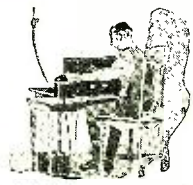
Member Radio Section, Associated Manufacturers of Electrical Supplies
MILWAUKEE · WISCONSIN



Disconnecting a battery lead is one way of shutting off a radio set, but many tubes and batteries have been ruined by pulling it back on the wrong post. A C-H Radio Switch costs 60c—if you save only a few dry cells it quickly earns the cost.



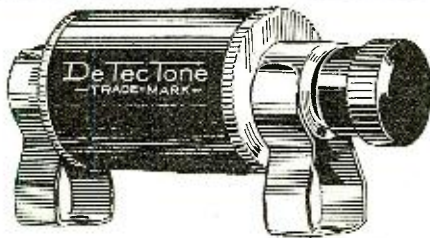
The C-H Engineers designed this radio switch mechanism so that the contact member floats, independent of the button. Touching it, or jarring the table does not cause noise in the phones.



The large capacity and easy mounting make it ideal for any use in radio.

CH RADIO SWITCH

Here's the Detector You've Been Looking For!



DE-TEC-TONE Crystal Detector is an absolute innovation—new in principle, in design and in results secured.

It is the only detector in which tension on crystal is positively controlled, allowing perfect adjustment of sound volume. Instantly regulated over a range from a whisper to a roar.

Mounts in clips like a cartridge fuse, instantly. Always on, yet instantly adjustable, reloadable, and detachable. Shock-proof, dust-proof, fool-proof. Has no equal for reflex circuits.

Electrically and mechanically perfect.

Built up to a standard, not down to a price. Constructed of hard rubber, highly polished, and phosphor bronze, heavily nickel-plated. Complete in a box, with mountings and directions. Retail price, \$1.50.

If you are not getting perfect results, ask your dealer for DE-TEC-TONE Crystal Detector. If he hasn't it; send your order, with \$1.50, direct to

PYRAMID PRODUCTS CO.,
117 N. Dearborn Street,
Chicago, Ill.

DE-TEC-TONE Crystal Detector

2RU were heard. Encouraged by these results I determined to try a loop. On the 19th, on the main aerial, a very loud station was heard sending 2WQY "Bishops Rock." Then 1AR, 1CMX (or 1CMK), 2RU, etc. I then switched over to a 3' loop which simply stood on a shelf, no earth connection being used. On starting super-regeneration 1CMK and 2RU were immediately heard. During these tests with indoor aerials it made no difference whether the outside aerial was "earthed" or not. May I claim that to receive American amateurs on such simple apparatus and indoor aerial on three consecutive nights is a record?

I have had great success in the reception of your broadcasting stations, particularly on the mornings of Sept. 21 and 22. The apparatus used was the single valve set mentioned above, without super-regeneration, which I find of no use for this work. Stations WGY and WNAP are the loudest heard as yet. On the 21st I heard almost every word of a lecture from WGY on the batteries used in the home radio set. Also on the 22nd the orchestra playing "Kathleen Mavourneen" and the song "We Ramble All Around" were received here with wonderful clarity. On this occasion I switched over to the loop, leaving the earth wire connected, and succeeded in hearing faint music from WGY on loop and one valve. Of course, it was extremely weak and disappeared altogether when earth wire was removed.

I should be interested to hear from 2RU and any of the other stations heard. Also particulars of their radiation, etc.

RICHARD H. McCUE,
Ass't. Hon. Sec'y Clapham Park
Wireless Society,
50 Cloudesdale Rd.,
Balham, London S.W. 17,
England.

FOR THE FOURTH TIME, WHY NOT?

Editor, RADIO NEWS:

It has often occurred to me to wonder why some of the broadcasting stations in the States do not put a key in the circuit to break the continuous wave carrier, and between selections honor us with their call, on C.W.

The prevailing atmospheric conditions of this part of the world make it at best very difficult to tune in concert stations, and after having succeeded in doing so, it is natural to wonder who it is. After the selection is finished, the announcer mumbles something, usually almost inaudible, and very seldom intelligible. On a slight increase of regeneration the carrier wave is very loud, and if the call were sent on it, I am sure it would be appreciated by far off listeners who read the code.

We hear KDKA and PWX almost nightly, and WGY frequently, and many others, which for the reason mentioned we have not been able to identify.

H. I. HALL,
Coco Solo, C.Z.

INFERIOR GOODS


Editor, RADIO NEWS:

It is certainly disgusting to walk into a radio store, ask for a piece of good merchandise, and be shown a 5 and 10-cent article. Yet this has happened to me many times. Many dealers make regular trips to the 5 and 10-cent stores, purchase inferior material and try to sell it in their stores as first-class material.

I am not trying to knock the 5 and 10, but I do not think it fair to the buying public that this should continue.

Another point: I would like to warn "fans" not to buy tubes without carefully

Get Greater Pleasure From Your Radio Set



Coast To Coast Reception

Coast to Coast reception is made possible with DAY-FAN Tuned Radio Frequency Transformers. Instantaneously adjustable to any Public Broadcasting Wave Length. The Wonder Instrument of the year. Model 5011—\$6.00

Without Distortion

Music and Voice—Clear and True. DAY-FAN Audio Frequency Transformers faithfully amplify Concerts, Speeches and all broadcasted entertainment.

Model 5002—9 to 1—\$5.00

Model 5026—4½ to 1—\$5.00

For All Wave Lengths


180 to 710 Meters—the tuning range of the DAY-FAN Bank Wound Variocoupler includes all Public Broadcasting Wave Lengths. Don't limit yourself to a narrow band of entertainment. Model 5010—\$8.00.

There are many more DAY-FAN Radio Units, all just as necessary and efficient as those mentioned above. Before you complete your set, get our descriptive booklet, free. Use DAY-FAN radio parts, and be assured of getting the utmost in pleasure and satisfaction from your radio reception.

Jobbers—write for our cooperative advertising plan.



Audio Transformer



Bakelite Variocoupler

THE DAYTON FAN AND MOTOR COMPANY

Established 1889

DAYTON

OHIO

New Hook-Ups Are Easy Now

GET these handy wrenches to speed up your radio assembling and adjustments. You'll save hours of your time and make connections as solid as soldering with

Stevens SPINTITE Wrenches

The hollow stem of Stevens Spintite Wrench goes down over long projecting screws. The hexagonal socket gets a full, firm grip on the nut. The ebonized handle is well formed for comfortable use. It's sturdy and nicely built—the product of real toolsmiths.

See how easily you can reach into hard-to-get-at places with Stevens Spintite Wrenches. They are used by the radio manufacturers. Buy the set of 3 radio sizes—an appreciated Christmas gift.

STEVENS & COMPANY
 Toolsmiths since 1399
 373 Broadway, New York City

Send for set of 3 radio sizes **\$1.00**

Stevens SPEED UP Tools

looking them over. There are a great many dealers who sell bootleg tubes. I am not going to mention any names, but I overheard a conversation between a general manager of a reliable firm's store and his intimate friend. The friend said:

"Are those tubes bootleg?"
 "Yes," was the answer, "all of them handle them, so why shouldn't I"

"Where do you get them?"
 "Oh! A fellow comes in every once in a while."

From the rest of the conversation I intimated that he sells these tubes instead of genuine ones supplied him by the firm. He then also sells the genuine tubes and makes a good deal of money for himself. I happened to get a look at the tube and the base bore the inscription: "Federal 1½-volt." It had a silvery coating and was very small, with a standard base.

I would like to hear from other fans regarding these matters.

FRED ALEXANDER,
 148 Rogers Ave.,
 Brooklyn, N. Y.

SOME LIGHT ON THE SINGLE CIRCUIT RECEIVER

Editor, RADIO NEWS:

Regarding the very interesting fight some of the correspondents to RADIO NEWS are waging I would like to say that, for one who is able to sift the meat from the pure out and out bunk, the expressions are very interesting. Some one speaks a little, very quiet, favorable word for that much abused little single circuit receiver and immediately from all corners of the Nation come a bunch of slaps in the form of letters from folks who go by the name of Hams, Amateurs, Experimenters or John Doe. Once in a while some man who really knows something about the subject he is writing the letter to us folks about, gives us some real information about the single circuit receiver. Such for instance, as Mr. E. Peacock, Yonkers, N. Y., in the October issue of RADIO NEWS.

Now come on everybody and get the clubs and rocks ready. (I am an old confirmed advocate of the single-circuit receiver). Now since I so far have not been killed for that remark and will have a chance to hide by the time you get started I will tell you why I favor that type of receiver, for my own use:

First—If it is constructed properly it is easy to handle.

Second—It gives more volume per unit of signal voltage in the receiving antenna. Therefore distance and volume.

Third—It is extremely sharp if properly constructed.

Fourth—It is stable.

The first reason requires no explanation as I think everyone knows how easily a single circuit receiver tunes.

The second requires a little concise explanation. The signal voltage impressed upon the input circuit of the audion depends directly upon the total resistance of the input circuit, which includes the antenna, tuning inductance, tuning condenser, ground and the input leads to the audion. This resistance is not the ohmic resistance, but is the impedance offered by that circuit to the alternating voltage of the frequency to which you wish to tune the circuit, or in other words the *effective resistance* at that frequency. You cannot, under any circumstances or conditions, reduce the effective resistance of that circuit by the addition of additional circuits which introduce other inductance or capacity into the input leads to the audion. This resistance is the single circuit brings in loud signals.

Third: The only way to increase the sharpness of the resonant peak curve assuming that the circuit is already tuned to resonance is to *decrease the effective resistance*. This can be accomplished by reducing the distributed capacity of the circuit, also by increasing

"Read'em" Binding Posts

WANTED Complicated Hook-ups!

To simplify difficult hook-ups use "Read'em" Binding Posts. Tell at a glance whether it is Antennae, Ground, Fones, A or B battery, etc. Name neatly engraved for keeps on top of each post. (See illustration). The irremovable knobs save time, trouble and petty annoyances. "Read'em's" add to the appearance of any set. Don't be without them. Price 15c. each. Set of ten (as shown) \$1.50.

If your dealer can't supply you with "Read'em's," order direct.

Look for the name "Read'em" on every post.

The Marshall-Gerken Co.
 Dept. A 27 N. Ontario St.
 Toledo, Ohio



You'd Smile, Too!

Who wouldn't wear a broad grin if someone gave him for Christmas a set of radio batteries that would put an end to a lot of those frying, crackling noises; would bring in distant stations more clearly, and would make it unnecessary to buy batteries every little while?

Willard Rechargeable Radio B Batteries do all of these things and more—and they last for years.

Sixty-six broadcasting stations, including many of the most powerful, use Willard B Batteries. The improved results they get can be duplicated with your receiving set.

With all of their advantages, Willard B Batteries cost little and greatly reduce battery expense.

Sold by Willard Service Stations and Radio Dealers. The Willard Dealer will be glad to give you a copy of the interesting booklet, "Better Results from Radio", or send direct to Willard Storage Battery Company, Cleveland, O.

Willard Rechargeable Batteries for Radio



For Peanut Tubes

A leak-proof, noise-free storage battery that costs little, lasts for years and has many advantages over the ordinary peanut tube battery. See your Willard Dealer, or send for descriptive literature.

Willard B Batteries


Willard Rechargeable B Batteries are made in 24 volt or 48 volt units, each type in two capacities, 2,500 and 4,500 m. a. h. Glass jars enable you to see the condition of your battery at all times and help prevent electrical leakage.

Willard A Batteries

Good A Batteries are as important as good B Batteries. There are several types of Willard A Batteries in a range of prices, including the Willard All-Rubber A Battery, with rubber case and Threaded-Rubber Insulation. Five sizes, 20 to 125 a. h.

RADAK R4

Complete Regenerative Receiver



Licensed under Armstrong U. S. Patent 1,113,149

PRICE \$25.00

A newly designed and thoroughly tested circuit of superior capability, solid mahogany cabinet, genuine Formica panel, remarkable Radak Vernier dials, all batteries inside the cabinet with overall size of but 6 x 8 x 10 inches.

Where else will you find these earmarks of quality in a set selling for \$25.00? The new Radak "Governing Capacity" controls regeneration with surprising ease. Radak R4 is a self-contained set designed for use on dry cells and operating over a range of wave-lengths of 225 to 550 meters. Wherever you are, or wherever you go, you can take this set with you. Merely slip in a flashlight battery, a small "B" battery and a 3-volt vacuum tube, connect to a wire hung out the window, thrown over the limb of a tree or even laid on the roof if no antenna is available, and programs from considerable and often surprising distances may be received in a few minutes from the time you start. While easily carried to your summer home, camp, or on your vacation, the R4 is in no sense a portable or makeshift outfit, but its high quality of finish and workmanship will grace the most refined surroundings.

R4 Set complete, as illustrated and described, without accessories\$25.00

A4 RADAK 2 STAGE AMPLIFIER EXACTLY MATCHES THE ABOVE SET.....\$25.00

From the R4 at \$25.00 to the C64 five tube radio frequency set at \$220.00 THE BASIS OF RADAK SUPREMACY lies in the fact that Radak sets are an engineered entity not a mere assembly of parts. Complete bulletin of all models sent on request.

Manufactured by

CLAPP-EASTHAM COMPANY

107 MAIN STREET, CAMBRIDGE, MASS.

New York, N. Y.
395 Broadway

Cleveland, Ohio
Caxton Bldg.

San Francisco, Cal.
709 Mission St.

TO THE RADIO DEALER.

Let us explain how you can make the sale of our publications a worth while, well paying part of your business. Every one that enters your store is a prospective buyer of RADIO NEWS. RADIO NEWS will sell with little effort on your part.

You may sell our publications on a single copy basis with a fine margin of profit or on a subscription basis with a generous commission allowance.

Write now and prepare for the Fall and Winter trade.

EXPERIMENTER PUBLISHING CO.,
53 Park Place, New York.

the surface area of the wire in the tuning inductance without increasing the cross sectional diameter of the wire itself. If Litzendraht wire is used for the tuning inductance coil, and if every one of the strands are in the circuit, you have attained precisely the result you have been aiming at. If you plot a resonance curve for the above circuit you will find it has a very sharp peak when compared to a coil of solid copper cotton covered wire of the same size. The effective resistance for a 200-meter wave is only 50 percent.

Fourth: It is stable because it is the simplest form of resonance circuit and once tuned properly will stay put. Anything causing a variation or fading of signal on a single circuit comes from outside, 99 times out of a hundred.

Last, I would like to ask anyone who is interested enough to enlighten me how in the world you can make a two or three circuit receiver more selective to DX or weak signals when the very principle of the loose coupling is to weaken the incoming signals to the point where the interfering signal is of such diminished strength that it does not operate the input circuit of the tube and, therefore, leaves the stronger signal to function. If some very distant station has a very powerful transmitter and is able to drown out some local transmitter I can see where you increase the selectivity with a double circuit set. I am open to conviction on this subject from anyone, but please give me some facts and forget the usual form of bunk. And, by the way, don't tell me to learn the telegraph code so I will be more interested. That's the way I have earned my bread and butter for the last 16 years and I think I know it pretty well. At least I am getting by with it anyway, and they pay me for it. Now I know I will have brickbats, paving bricks and alley apples coming at me like a hail storm but they won't worry me a bit. If any one tells me some real facts, I can assure you I will absorb them like a sponge and I will thank you for the favor. But you will have to give me the precise instructions to construct a receiving set that will reach out and pick broadcast from the four corners of the North American continent on detector tube only and one that will, with a variation from minimum to maximum of the vernier plate of the tuning condenser, through the terrific scramble we had last winter on the 400-meter scale, tune in and out with perfect ease, 11 stations scattered over the U. S. and Cuba, from Fort Wayne, or you will have to fix it. My single circuit does that as if there were nothing to it at all. I am open to constructive criticism, but I will enjoy the bunk also, so let it fly.

W. C. ABELE,
1016 Putnam St., Fort Wayne, Ind.

MORE ON THE SINGLE CIRCUIT

Editor, RADIO NEWS:

Here is another old-timer to stick up for the humble single-circuit receiver. I am not an amateur, but it is solely because too much of my time is occupied in operating some one else's apparatus.

It has been my experience that a properly designed barrel receiver is amply selective even for commercial work. I freely admit that the circuit has a strong tendency to re-radiate, if improperly handled, but this tendency is also found in three-circuit receivers. One can spoil the neighbor's evening with a Paragon, or a CR-3, or even with a test buzzer and a rock detector.

I refuse to commit myself as to the relative sensitivity of the two popular circuits, but a single circuit tuner of very ordinary construction actually outheard a standard make of three-circuit receiver, using the same antenna, the same tubes, and the same telephones. Both sets were handled by experienced operators. Signals that were ab-

Brandes

Table-Talker

TRADE MARK REG. U.S. PAT. OFF.

Everybody- listen in!

"Tune" with your *Matched Tone* Headset. Then let the family listen with a Brandes *Table-Talker*! The perfect combination for *real* radio fun!

The new *Table-Talker* does for group-listening what the *Matched Tone* Headset does for the individual.

It provides true tone—mellow and strong. It reproduces the program faithfully — from the deepest speaking voice to the highest instrumental music. And it's a good-looking addition to any set — with its simple lines and neutral brown finish. A *remarkable* loud-speaker!

All Brandes' Products are sold under a money-back guarantee.

C. BRANDES, Inc. NEW YORK


© C. Brandes, Inc., 1923

Matched Tone Radio Headsets

TRADE MARK REG. U.S. PAT. OFF.



\$10



DAILY RADIO Programme for Saturday and Sunday

Radio Catalogue Free

Write us
a post card—

Address Dept. 2-R

and we will send you free this 52 page catalogue of radio sets and parts. It also contains explanation of radio terms, map and list of broadcasting stations and much radio information, including an explanation of successful hook-ups and circuits.

You will be amazed at the low prices Ward's quote. "A complete tube set having a range of 500 miles and more, including tubes, head set, batteries, and antenna equipment, as low as \$23.50."

This catalogue contains everything for the expert and amateur. Complete sets and every improved part for building sets, all the most up-to-date devices—at the lowest possible prices.

Headquarters for Radio

Montgomery Ward & Co. is headquarters for Radio, selling everything direct by mail without the usual "Radio-profits." Why pay higher prices? Ward quality is the best and the prices will often save you one-third. Everything sold under our Fifty Year Old Guarantee,—Your Money Back if You Are Not Satisfied. Write today for your copy of this complete 52-page Radio Book.

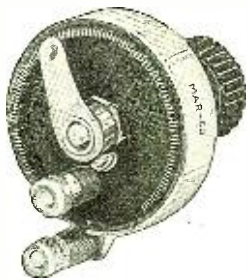
Write to our house nearest you. Address Dept. 2-R
Chicago Kansas City St. Paul Portland, Ore. Ft. Worth

Montgomery Ward & Co.

= The Oldest Mail Order House is Today the Most Progressive =



ARMORCLAD FOR YOUR PROTECTION



Here is a tiny efficient instrument for controlling the filament temperature of U. V. 199 or similar tubes. It has a nichrome resistance unit, polished nickel finish, Bakelite knob and pointer, and is arranged for one hole panel mounting in a very small space.

The Mar-Co 30 Ohm Armorclad Rheostat

can be mounted on any radio frequency set in series with the potentiometer as a vernier adjustment and is worth its weight in gold as a critical control for regeneration.

LIST PRICE \$1.00

MARTIN-COPELAND COMPANY

PROVIDENCE, R. I., U. S. A.

WANTED—Back numbers of Radio News, Dec., 1921, Jan. and Feb., 1922. Experimenter Publishing Co., 53 Park Place, New York City.

solutely unreadable on the three-circuit set were very fair on the "single-barrel," and the selectivity was about the same.

The dealer who says a first-class single circuit set is utterly simple is entirely mistaken. Anyone can hear signals with them, certainly, but it takes as much skill to handle one properly, and get the utmost out of it as it did with the old British Multiple Tuner. The average man can drive a car, why can't he learn to handle a receiver?

G. B. HORNE,
1165 Sunset Ave.,
Seattle, Wash.

A WORD ABOUT STATIC

Editor, RADIO NEWS:

Being a regular radio fan I always read the dope on what the other fellow has to say in regards to distance, static, hook-ups, etc. After that, I go after the advertisements to see if there is anything else on the market that will eliminate (?) static and improve any set by 100 per cent.

Speaking of the distance, etc., 95 per cent of the fans who write about distance should be here in this country and sit night after night with the phones on till you feel as though the ear pieces would meet in the center of your head and be satisfied with, just about getting Havana, mixed in with the ship and high power government code. Just once, and only once, have I been fortunate enough to reach Savannah, and then for just about five minutes.

Static; just the word, written in most of the letters this summer from radio fans, makes me shiver, for he who has never tuned in in the tropics in the neighborhood of the Carribean knows not of what he speaks till he has tried. I really believe that if I ever go back to the States I will be satisfied with reception in the summer and will be inclined to think that my set is not working if I tune in during the winter months.

Perhaps I am not well enough versed in radio, but I have not been very successful in my attempts to build a set that will deliver the goods as I would like it to. If any one, any place, can give me the "dope" on a good hook-up at a moderate price that will work and receive 2,000 miles he will be my friend for life. As it is now, I have enough parts to build a set that would be capable of communicating with Mars, if they did all the manufacturers claimed for them, also if the wire and bus bar that I have cut up and used in trying new hook-ups were joined together, I could telephone there instead.

L. D. VAN VALKENBURGH,
P. O. Box 58,
Pedro Miguel, C.Z.

INTERFERENCE

Editor, RADIO NEWS:

I have read with interest the letters you print in RADIO NEWS from readers for and against the amateur sending code and interfering with concerts.

My experience is that it is not so much the amateur who gives us trouble as the Commercial and Naval stations and boats.

I have a Neutrodyne five-tube set, selective and satisfactory, but I find this code on ANY WAVE-LENGTH and ALL THE TIME, day and night. It is annoying to say the least, to be listening to a splendid speech and right at the interesting moment have some one da da da, da dit, da dit da da and keep it up for five minutes, stop and then when you get interested again, start all over.

For the benefit of your readers who are not, perhaps, familiar with what was done or is going to be done in spreading the stations, will you please explain why these code senders are not on the wave-length they are supposed to be, or am I mistaken in sup-

Equal to All Demands

This is Number Four of a Series

Every tube you add to your receiver makes it just that much more important for you to use Eveready "B" Batteries, for each additional tube increases the work the "B" battery has to do. It demands a more capable, long-lived battery.

Here is a table that shows just what each type of receiving tube draws from your "B" battery. The current is measured in milli-amperes, or thousandths of an ampere.

Current (in milli-amperes) Taken From The "B" Battery by Various Tubes

"B" Volts	WD-11 WD-12	UV-199 C-299	UV-201 C-301	UV-201-A C-301-A
22½	0.5	0.5	0.5	0.5
45	1.5	1.4	1.5	1.5
67½	2.5	2.4	2.5	3.5
90	4.5	4.0	3.9	6.0

Above figures are at zero grid bias

The table shows that the "B" battery current drain increases much more rapidly than the increase in voltage. For example, if the voltage doubles from 45 to 90, the current drain increases three-fold in one case and four-fold in another case. This all means that the life of the "B" battery may be materially lengthened by not using a higher voltage than is necessary to obtain the desired results.

The most popular type of receiver today has at least three tubes, operating a loud-speaker. As ordinarily employed, it places a fairly heavy drain on the "B" battery.

Under light and heavy service, Eveready "B" Batteries prove up. More and more fans buy them every day because they are the most economical. According to the work they have to do, so is their life.

You get most energy for your money in Eveready "B" Batteries — **they last longer.**

"the life of your radio"



The Metal Case Eveready "B" Battery, No. 766. The popular 22½-volt Eveready Battery in a new handsome, durable, waterproof metal case. At all dealers, \$3.00.

Eveready "B" Battery No. 767. Contains 30 large size cells, as used in the popular No. 766. Voltage, 45. Made especially for sets using detector and one or more stage of amplification. The most economical "B" Battery where 45 volts are required. At all dealers, \$5.50.



Eveready Radio Battery No. 771. The Eveready "Three." The ideal "C" Battery. Voltage, 4½ — three terminals permitting the use of 1½, 3, or 4½ volts. The correct use of this battery greatly prolongs the life of the "B" Battery. At all dealers, 70 cents.


Manufactured and guaranteed by
NATIONAL CARBON COMPANY, Inc.
 Long Island City, N. Y.

EVEREADY

Radio Batteries

—they last longer

NOTE: This is Number 4 of a series of informative advertisements, printed to enable users to realize the utmost in battery economy. If you have any battery problem, write to G. C. Furness, Manager, Radio Division, National Carbon Co., Inc., 122 Thompson Ave., Long Island City, N. Y. Ask for special booklets on "A", "B" and "C" batteries.




Write for a copy today

UPON request, our latest radio catalog will be sent gratis to those interested in constructing their own receiving sets.

The outstanding feature of our parts, aside from their excellent electrical characteristics, is the unusual method of mounting and time saving in wiring. All parts are illustrated and described in detail.

EISEMANN MAGNETO CORPORATION
 WILLIAM N. SHAW, President
 General Offices and Factory: 50-33d Street, Brooklyn, N. Y.

Increase your Range



15 to 100%. You can, with your present equipment, by using **SPRINGFIELD 16-STRAND BRAIDED ANTENNA.**

125 feet in your attic, in strands 3 feet apart, gives better results than 150 feet of ordinary wire outdoors.

Most wonderful wire for indoor loops. Its extra large surface—twice that of ordinary wire—enables you to get greater distance and clearness. *Write for free booklet.*

At dealers—or send us \$2.50 for 100 feet.
 Dealers and Jobbers—write for prices and terms.

SPRINGFIELD WIRE & TINSEL CO.
 67A Taylor St., Springfield, Mass.

Springfield 16 Strand Braided Antenna



DUCK'S Big 256 pp. Combined Radio Catalog and Text Book—No. 16. Mailed for 25c. in coin or money order. Not sent otherwise. Full of radio information and hook-ups. Prices extraordinarily attractive. Ever since 1909 Duck's catalogs have blazed the way with the best and most dependable radio products.

FREE Send postal for our special price list on all radio instruments in our catalog and countless new instruments and sets not in Catalog No. 16. Of special importance to those having catalog No. 16.

THE WILLIAM B. DUCK CO.
 711-12 ADAMS STREET Dept. 3 TOLEDO, OHIO

WANTED—Back numbers of Radio News, Dec., 1921, Jan. and Feb., 1922.
 Experimenter Publishing Co., 53 Park Place, New York City.

posing they are expected to be on any particular wave-length?

Why don't the radio magazines keep suggesting to the 500 broadcasting stations that they get together in a united effort to have this properly regulated? What is the use of giving an excellent program, expensive and troublesome and have it spoiled? I wish some of the broadcasters could just listen to their own programs on my set. I would almost be willing to bet them anything they could not listen all the way through their program without lots of interference.

Perhaps it is my ignorance, or maybe I have not the right set; if so, won't some readers write and tell me their experiences; and won't you print something about this in some future issue for the benefit of those who perhaps don't know as much as they should as to why and wherefore?

A. H. MORRIS,
 906 Blackshire Road,
 Wilmington, Del.

A DISSERTATION ON SINGLE CIRCUIT TUNERS

Editor, RADIO NEWS:

I little realized, when I sent you that letter in July, that I would receive over 200 letters from all over the United States concerning it; nor did I realize that such distinguished amateurs as the gentlemen from Texas, Connecticut, New York, and other points would do me the honor of "knocking the chip off my shoulder," in recent publications. Right here I wish to thank them for their carefully prepared letters, and to ask all those 200 or so, to whom I wrote about the single circuit tuner, to report to the Editor of RADIO NEWS on it, when finished, especially if you have used a two or three-circuit tuner previously.


The first part of this letter will be devoted to (apologies to WGY) Mr. Frederick L. Stafford, 1BAG, who had a fine letter for me in a recent issue of RADIO NEWS. It is true that my first letter did touch only the desirable points of the single circuit tuner, and I wish to agree with him in the fact that unless the regenerative tuner is ousted there is little hope for the future of radio, but I disagree with him, or any other person, when he says that a Reinartz or a three-circuit tuner will not radiate energy in the antenna. He is mistaken; true, they do not radiate as strongly as a single circuit type, and while I think of it, will say that when I operated a three-circuit tuner, 18 months ago, I could not hold a station against the squeals and squawks in the air, but the single circuit will stick on the station in spite of the squawks.

It is quite true that Mr. Godley did not take a single circuit tuner to Scotland, but this is quite natural; being the designer of Paragon instruments, why should he take a single circuit set? Mr. Stafford's letter leaves one under the impression that Mr. Godley used a three-circuit tuner in Scotland. Wasn't it a super-heterodyne? Anyhow his reception is duplicated and exceeded every week by foreign amateurs; and some of them are using one "valve." In fact I think the record for broadcast reception of 10,000 miles on WHAZ was accomplished on a single circuit tuner. Speaking of "Squawk Factories," as Mr. Stafford calls the regenerative tuners, I will admit that they are a nuisance, so, since Mr. Conrad, Mr. C. D. Tuska, Mr. Reinartz, Mr. Pyle and Mr. Flewelling, are your brother relay men, why not prevail upon them to discard the regenerative tuner, since they designed most of the squawk factories in use? Mr. Hazeltine seems to be working on the right track; down with the regenerative tuner.

The second portion of my letter is devoted

ATWATER KENT

RADIO EQUIPMENT



Atwater Kent Model 9 Receiving Set

ATWATER KENT Receiving Sets are a truly remarkable achievement. Their wide range of operation; the volume and clearness of tones obtained from distant points, together with the ease with which desired broadcasting stations can be tuned in are the outstanding features of their unusual performance.

The ATWATER KENT Loud Speaker will give you a new conception of clear reproduction:—the true gift of the broadcasting artist is brought undistorted into your home.

If you are now working with a one-tube set, the ATWATER KENT 2-Stage Amplifier will give you the necessary volume to use a loud speaker.

ATWATER KENT Radio Equipment includes complete sets and every instrument necessary for the assembling of complete sets from tuning unit to loud speaker.



The Atwater Kent Loud Speaker



2-Stage Amplifier

Literature describing the entire line of Atwater Kent Radio Sets and Parts sent on request

ATWATER KENT MANUFACTURING COMPANY, PHILADELPHIA, PA.
4943 STENTON AVENUE

Keep Yourself Up to the Minute on RADIO

The one best way is with Lefax Perpetual Radio Handbook. Grows with every new discovery about Radio. Cannot become out-of-date. Gives all known facts and new ones as they are learned by the authors—Dr. J. H. Dellinger and L. E. Whittemore, Chiefs of the Radio Laboratory, U. S. Bureau of Standards, Washington, D. C.

The purchase of a Lefax Handbook makes you a registered owner. That entitles you to complete information on new Radio developments every month, free for a year. This information comes to you in printed, punched page form. You add the pages instantly, easily. Includes a complete list of broadcasting stations and full information about every one. No radio book is or can be like

LEFAX PERPETUAL RADIO HANDBOOK

Pocket size, loose leaf, flexible imitation Morocco leather—fine looking, long wearing. Type clear, sharp. Illustrations clean, fine, easy to understand. Index tabs of linen—tough, strong—plainly marked.

A practical Radio guide that keeps you up to the minute on Radio and all that goes with it. Lefax Perpetual Radio Handbook grows with Radio. You get new, useful, authentic information, free, every month. It comes to you automatically. Ask your Radio supply man, stationer or bookseller.

LEFAX, INCORPORATED, Publishers
Philadelphia, Pa.

to Mr. Peacox. I wish to thank him for his careful review of his impressions. He says that stations having a harmonic on two points *ought* to be tuned out. If this is the case, why should the radio inspector of the eighth district advise a friend of mine who operates such a C.W. set, to either quit transmitting on 500 meters or else close down his station? It is true he had a wave at 200 meters, but his harmonic at 500 meters was much stronger; he seemed to question the radio inspector's wavemeter. The point is this: Are we expected to tune out this sort of C.W. wave, when the inspector 300 miles off is ordering it stopped? The average amateur C.W. wave is not as sharp as the good broadcast wave; if every amateur who thinks it is would try to transmit voice, he would learn a few points on sharp C.W.

Mr. Peacox questions if any DX reception is done on a single circuit tuner: Refer to January, 1923 RADIO NEWS, page 1289, "Some Real DX Work." Among other statements you will find this one: "After experimenting considerably over a year, with various types of inductances, variometers, inductive and conductive circuits for short wave reception, I have finally settled on a simple regenerative SINGLE CIRCUIT tuner."

Refer to May, 1923, RADIO NEWS, article entitled, "How I Receive American Amateurs in France With a Single-Circuit Tuner."

Refer to RADIO NEWS, February, 1923, article entitled, "New DX Record Set by 6ZY at Honolulu"; done with a single circuit tuner.

Mr. E. W. Rouse, 51M, July, 1923, RADIO NEWS, says: "Contrary to theory, the single circuit tuner shows a remarkable degree of selectivity." Refer to *Radio Broadcast*, August, 1923. Read article starting on page 114 which deals with recent Navy tests with American amateurs: "Navy Officials Listen in on the Amateurs of This Country From Coast to Coast, and *Then Some*." The point I want to drive home is this: The Naval experts used a *single circuit tuner* in these tests; a diagram of wiring and list of parts are given, and these Naval men were after *results and they got them* with a single circuit tuner. I want every three-circuit amateur in America to "*soak up*" this letter.

The American amateur is there with the transmitter, but he is neither here nor there on the receiver. The average amateur in Europe has a better receiving set because he has to have it, and what was heralded as a feat for Paul Godley, seems to be "small potatoes" for the foreign amateurs. And I wish to remark here that they use principally super-heterodyne, radio frequency and reflex circuits. All American experimenters and amateurs should be working on sets incorporating either radio frequency or other combinations to get rid of the RADIATING receiver, which means EVERY regenerative set:

I realize this last statement will get a rise out of lots of readers, but it is either discard the regenerative receivers, or radio will cease to be in a few years. This is from a broadcast listener's viewpoint.

W. W. BRACKENRIDGE,
Harrison, Ohio.

FOR THE AMATEUR

Editor, RADIO NEWS:

Lately I have noticed several letters published in RADIO NEWS regarding the amateur's willingness or unwillingness to help the broadcast listener. With what experience I have had, I should say that they are more than willing to help the novice.

It was two years ago that I first felt the desire for a tube set. Having a slim pocket-

"It Speaks for Itself"



Little Senior (Complete with 6 feet of cord) \$19.50

TRUTONE LITTLE SENIOR is a complete Loud Speaker that is a marvel for its price. The large diaphragm contained in the perfectly cured wooden tone chamber in the base reproduces soft, true, clear and resonant tones. The beautiful crystalline composition horn makes the TRUTONE attractive to the eye and keeps its reproduction free from any metallic noises. The horn with 10 inch bell stands 24 inches high.

TRUTONE SENIOR (Complete with 6 feet of cord) \$25.00

The SENIOR is supreme for all long distance work as its extra large tone chamber with diaphragm built-in gives volume to the most distant sound. It stands 32 inches high with the bell of the horn measuring 14 inches.

TYPE "A" AND "B" AMPLIFYING HORNS.....\$8.00 each

TRUTONE AMPLIFYING HORNS are constructed for use with any make of head receivers. Reproducing the tones meant for ear contact so that the entire family may enjoy the receiving set. Type "A" is designed for use with double receivers and Type "B" for single receivers.

If You Can't Buy a TRUTONE From Your Local Dealer

Mail draft or Money Order direct to us and the model you desire will be sent to you postage prepaid.

All TRUTONES absolutely guaranteed.

DEALERS—The TRUTONE LINE means money and satisfied customers to you. Write our nearest representative today.



Atlantic Coast Representatives
Radio Stores Corporation
218-222 W. 34th Street
New York

Chicago Representative
The Direct Sales Company
431 S. Dearborn Street
Chicago, Ill.

SADLER MANUFACTURING CO.

86 FOURTH STREET SAN FRANCISCO, CAL.

SADLER MFG. CO., San Francisco, Calif.
46 Fourth Street, which please find Money Order for \$.....
Enclosed send me Postage paid. Name Address P.O. State BX




RADIO AT NEW YORK PRICES

Via Daily Parcel Post

The Prices Quoted Below Deliver Goods to Your Door

REFERENCES: R. G. Duns, Bradstreet, Coal & Iron National Bank, Corn Exchange Bank, N. Y. City. No salvaged goods handled. Only standard brands in original packing, which bears ours and the manufacturers' guarantee. Due to our tremendous output we can undersell any of our competitors. Send your order in today and insure prompt delivery.

HOW TO ORDER—Write your order plainly; state number, description and price of items wanted. Send Post Office or Express Money Order, personal check or bank draft.



VACUUM TUBES

Standard brand Radio Corp. tubes. Guaranteed brand new.

150 Detector, U.V. 200 ea.	\$4.25
151 Amplifier, U.V. 201A ea.	5.75
152 1 1/2 volt W.D. 11 ea.	5.75
153 U.V. 12 ea.	5.75
154 U.V. 199 ea.	5.75
155 U.V. 199 Adapter for U.V. 199 tube fits any socket ea.	.50
156 W.D. 11 Adapter fits W.D. 11 tube and any standard socket ea.	\$0.50

AUDIO FREQUENCY TRANSFORMERS

The following transformers are guaranteed standard makes, and will produce very efficient results

J63 Dietzen 3 to 1 Ratio	\$3.95
J64 Dietzen 5 to 1 Ratio	3.95
J65 Dietzen 10 to 1 Ratio	3.95
J66 Aeme Audio	4.25
J67 Amertran	5.95
J68 U.V. 712 R.C.A.	5.75
J69 U.V. 714 R.C.A.	5.75

LOOP AERIAL

J76 Can be assembled by anyone in five minutes, a 11 wood parts, wire and binding posts included, complete

\$1.00

MOULDED BAKELITE VARIOMETER

J79 Ea. \$5.75. List. \$8.00
A high grade instrument. Takes in five wave lengths from 250 meters to 800 meters. Table or Panel Mounting.

FRESHMAN VARIABLE GRID LEAK AND GRID CONDENSER

Lowest filament current increases battery life; eliminates howling; zero to 5 megohms.

J102 Freshman Variable Grid Leak alone	\$0.65
J103 Freshman Variable Grid Leak and Condenser combined	.85

FILAMENT CONTROLLED RHEOSTATS

Highest grade of material used, tapered knob.

J104—5 ohm	\$0.39
J105—30 ohm	.49
J106—200 ohm Potentiometer	.79
J107—100 ohm Potentiometer	.79

WAVE TRAP

Simplifies tuning. Eliminates interfering stations, thereby improving the selectivity of your set. Selects between conflicting stations. Special white quantity lasts.

J131 Each \$4.95

HONEYCOMB COIL MOUNTINGS

J140 2-coil mounting	\$2.85
J141 3-coil mounting	3.79
J142 Single coil mounting	.40
J143 Receptical for single coil mounting	.50

MISCELLANEOUS

J163 Spaghetti Tubing Per yd.	\$0.09
J164 Synthetic Crystal	.30
J165 Ground Clamps	.17
J166 Black Rubber Binding Posts	.35
J167 Nickel Plated Binding Posts 2 for .05	
J168 No. 18 Annunciated Wire half pound coil	.39
J169 6 ft. Phone Cord with tips	.79
J170 20 ft. Extension Cord with tips	1.95
J171 Wall Insulators, Porcelain	.05
J172 Tubular Porcelain lead-in Insulators, 6 in.	.10
J173 Reinartz Coil	1.45
J174 Cockaday Coil	2.45
J175 2 in. Dial and knob	.25
J176 3 in. Dial and knob	.35
J177 4 in. Dial and knob	.49

BUILD YOUR OWN SET

COCKADAY CIRCUIT COMPLETE

Consisting of

- 1 Cockaday coil and 7 pigtail connections
- 2 .0005 Variable Condensers
- 1 Socket
- 1 Panel 7x18
- 2 Dials, 3 in.
- 1 Grid Leak and Condenser
- 1 Rheostat
- 1 Switch Lever
- 1 Base Board
- 12 Ft. Bus Bar
- 7 Switch Points
- 7 Marked Binding Posts
- 1 Jack

Wiring Diagram and Instructions

J-178 . . . Our Price \$12.65

FLEWELLING CIRCUIT COMPLETE

Consisting of

- 1 .0005 Variable Condenser
- 3 .006 Mica Condensers
- 1 7x12 Panel
- 2 Coil Honeycomb Mount
- 1 Variable Grid Leak and Condenser
- 1 50 turn Honeycomb Coil
- 1 75 turn Honeycomb Coil
- 2 Coil Mounts with straps
- 1 Dial, 3 in.
- 8 Marked Binding Posts
- 1 Base Board

Wiring Diagram and Instructions

J-180 . . . Our Price \$12.45

HARD RUBBER PANELS

The highest grade panel on the market. Highly polished finish; cut in the following sizes:

J88—7x10	\$0.95
J89—7x12	1.15
J90—7x14	1.25
J91—7x18	1.65
J92—7x21	1.95
J93—7x24	2.20

HIGH GRADE MOULDED VARIOMETERS

J97 Price \$2.65
A real high grade job at extremely low price. Takes in all wave lengths.

J98 Wooden Variometer same as above type \$2.65

IMPROVED OUTDOOR LIGHTNING ARRESTER

Passed by the Board of Fire Underwriters. Regularly sells for \$1.50.

J108 \$0.95

AMPLITONE LOUD SPEAKERS

This speaker will give efficient results when used with any pair of Head Phones; highly nickel plated; 18 inches high.

J117 \$3.95

STANDARD BRAND HEAD PHONES

J134 Brandes Superior	\$5.25
J135 Dictograph	6.75
J136 Baldwin Type "C"	Double . . . 9.85
J137 Baldwin Type "C"	Single . . . 4.95
J138 Western Electric	10.50
J139 Dietzen 3000 ohms extra special	3.95

REINARTZ CIRCUIT COMPLETE

Consisting of

- 1 Reinartz Coil and 16 pigtail connections
- 2 5 in. Dials
- 1 .0005 Variable Condenser
- 1 11-Plate Condenser
- 1 Socket
- 1 Vernier Rheostat
- 3 Switch Levers
- 1 7x14 Panel
- 1 Base Board
- 8 Marked Binding Posts
- 12 Ft. Bus Bar
- 1 Grid Condenser
- 2 doz. Switch Points and stops

Wiring Diagram and Instructions

J-179 . . . Our Price \$10.85

ULTRA AUDION CIRCUIT COMPLETE

Consisting of

- 1 7x12 Panel
- 1 Variable Condenser .0005
- 1 Socket
- 1 Variometer
- 1 Vernier Rheostat
- 1 Grid Leak
- 1 .0002 Mica Condenser
- 7 Marked Binding Posts
- 1 Base Board
- 16 Ft. Bus Wire

Diagrams and Instructions

J-181 . . . Our Price \$9.65

1 1/2 VOLT DIETZEN TUBE

Two-element Fleming valve effect; operates on one dry cell with or without "B" Battery; wiring diagram free with each tube.

J95 Dietzen Tube	\$1.00
J96 Socket for Dietzen Tube	.40

BAKELITE TUBE SOCKETS

Moulded of brown bakelite; Binding Post Connections.

J99 Standard Type for 201A 301A, W.D. 12	.39c
J100 For U.V. 199, U.V. 299 Socket	.39c
J101 For W.D. 11, C11 39c	

RADIO SOLDERING IRON

Indispensable for the man who builds his own sets.

J109	\$2.50
J113 Soldering Paste Tube	.25

VARIABLE AIR CONDENSERS

These condensers are made of heavy aluminum plates, high grade bakelite ends.

J110 21 Plate .0005 Mfd.	\$1.75
J111 11 Plate .00025 Mfd.	1.25
J112 3 Plate .00005 Mfd.	\$0.95
J113 43 Plate .001 Mfd.	2.25

VERNIER VARIABLE CONDENSERS

Specifications the same as above.

J114 14 Plate Vernier with knob and dial	\$2.95
J115 26 Plate Vernier with knob and dial	3.45
J116 43 Plate Vernier with knob and dial	3.95

MAGNET WIRE (8 oz.)

Double Cotton Covered		Green Silk	
Size	Price	Size	Price
1144 18	\$0.43	1145 18	\$0.73
1146 20	.53	1147 20	.83
1148 22	.68	1149 22	1.00
1150 24	.78	1151 24	1.13
1152 26	.88	1153 26	1.65
1154 28	1.07	1155 28	1.95
1156 30	1.58	1157 30	2.65

WOOD CABINETS.

Highest grade Mahogany finish Cabinets are being sold at less than one-half regular value.

J57 Wood Cabinet; panel size 7"x10"	Each \$2.50
J58 Wood Cabinet; panel size 7"x12"	Each 2.75
J59 Wood Cabinet; panel size 7"x14"	3.00
J60 Wood Cabinet; panel size 7"x18"	3.50
J61 Wood Cabinet; panel size 7"x21"	3.75
J62 Wood Cabinet; panel size 7"x24"	4.00

RADIO FREQUENCY TRANSFORMERS

J70 Tri-coil for 201A or 301A tubes	\$1.95
J71 For 199, 299 or W.D. 11 and 12 tubes	1.95
J72 Erla AB1	3.75
J73 Erla AB2	3.75
J74 Erla AB3	3.75
J75 Erla Reflex	4.65

VARIOCOUPLER

J77 High Grade 180 Degree Coupler made of Bakelite tubing wound with green silk wire. Special \$2.65
J78 Variometer same specifications \$2.65

PLATE CIRCUIT "B" BATTERIES

The highest grade of battery made at prices lower than they ever were sold before.

J80—2 1/2 Volt Small	\$1.15
J81—2 1/2 Volt Medium	1.45
J82—2 1/2 Volt Large	1.95
J83—4 1/2 Volt Medium	1.95
J84—4 1/2 Volt Large	2.50
J85—4 1/2 Volt Extra Large	3.50
J86—300 hr. 1 1/2 Volt twin double duty "A" Battery	.75

RUSONITE

CRYSTAL RECTIFIER

J159 The perfect synthetic crystal detector sensitive over entire surface. Loud and clear. Price, mounted \$5.00
J160 14 K. Gold Supersensitive-Rusonite Cathodisc. Permanent. Will not oxidize. Price, mounted \$2.50
J161 Rusonite Reflex Crystal. Manufactured expressly for Reflex Circuits. Guaranteed. Price, mounted \$1.00

JACKS AND PLUGS

Jacks are polished nickel constructed with pure silver contacts.

J118 One Spring open circuit	\$0.39
J119 Two Spring closed circuit	.49
J120 Round plug as illustrated	.49

AERIAL WIRE

J121 100 ft. solid copperwired wire coil	\$4.49
J122 7 strand 100 ft.	.69
Ground Wire Rubber Covered No. 14	
J123 25 ft. coil	\$4.49
J124 50 ft. coil	.85

INSULATORS

These are very strong strain type insulators.

J158 Moulded insulator shown above	Each \$0.10 Doz. \$1.10
------------------------------------	-------------------------

LOUD SPEAKERS

J125 Herald Loud Speaker; no extra battery required. The ideal instrument for the home, school or church. New \$30.00
J126-Magna-vox new type \$29.95
J127 Music Master 28.50
J128 Atlas Speaker 22.50
J129 Pathe Speaker 21.95
J130 Dietzen Speaker 18.95
The above prices delivered to your door.

Modell's

71 Cortlandt St.
New York, N. Y.
America's Greatest Radio Mail Order House
ELEVEN NEW YORK STORES

A. R. R. L. Station

Always GLAD to Q. S. R.

Electric Specialty Co.,
Stamford, Conn.

Clinton, Iowa

728 Bluff Blvd.

Sept. 29, 1923.

Gentlemen:-

It has been sometime since I have written you, but want to let you know that the 500 Watt, 1000 volt Motor-Generator Set of your make, I bought one year ago, has given perfect service. Have gotten all districts - Mexico, Cuba and Canada with it. People marvel at the quality of modulation. All say I sound like a Broadcasting Station.

I work New York City often, also Oil City, Louisiana. All report that I sound like I am using battery for plate, instead of Generator.

Thought that I would let you know of the success of this outfit, as I believe in letting the manufacturer know of the fine points as well as the poor ones.

*Yours Very Truly
J. E. Phillips
Opn. at 9 H.K.*

book and a slimmer knowledge of radio I decided to construct an ordinary non-regenerative set with a single coil. Even in the building of this simple outfit I was forced to seek advice from an amateur.

Being a friend of mine, he offered to construct for me a Reinartz receiver, giving me on credit the apparatus which was needed for the job, also several hours of his time.

Since then, my knowledge of radio has greatly broadened and more than one layman has benefitted by it.

It is unfair to the amateur to write anything to the effect that an amateur will not give his advice or even his time to those with less experience.

GEORGE NIEMI,
Seattle, Wash.

QUITE TRUE

Editor, RADIO NEWS:

I was very much interested in the letter written by Mr. Kamp and see in him the makings of a good Ham.

But regarding this code practice idea; you yourself know of course that the amateur cannot transmit above 200 meters. That is the law and the amateur is expected to obey that law. At the same time the writer feels perfectly safe in stating that most of the broadcast receivers used today are unable to get down to amateur waves. So you can readily see that it is almost impossible to do as Mr. Kamp suggests, at least as far as the amateur is concerned. If the Broadcast Listener can come down, all well and good, but the point I am trying to bring out is this—THE AMATEUR CANNOT GO UP.

Here in Boston, through the courtesy of the Commonwealth Radio Association, Code Practice is to be started within a very short time for those broadcast listeners who want it and can come down to get it.

Commonwealth Radio Association,
H. CRONCHER, Secretary.

[What Mr. Croncher says concerning the average broadcast receiver is quite true. If there are enough broadcast listeners interested in learning the code it should be possible to persuade a local broadcast station to give over a portion of its time each night to the transmitting of telegraph signals for their benefit.—Editor.]

ENGLISH RECEPTION OF AMERICAN BROADCASTING

Editor, RADIO NEWS:

I am writing to say how well the American broadcasting is being received here. On the morning of Sept. 22, at 0120 G.M.T. (8:20 P. M., Sept. 21, E.S.T.) I tuned in WGY and heard the full program until they closed down at 2:20 A. M. G.M.T. (9:20 P. M. E.S.T.). The following are the items I recognized, but there are others whose titles I missed:

1:20 A. M., Song—"For He's a Jolly Good Fellow" (as a greeting), Talk on "National Welfare."

Orchestra.

Song—"Asleep In the Deep."

Two songs—(1) Title missed. (2) "My Bonnie Lies Over the Ocean."

Monologue—"Tale of a Down and Outer."

Solo—"Darling, I Am Growing Old," Club (?) Quartette.

Orchestra.

2:15 A. M., Announcements of future programs also particulars of a prize competition for the best radio drama suitable for broadcasting ("The plot must be clean and morality questions handled with care").

2:20 WGY signed off with the words: "WGY, the station of the General Electric Co., New York, concluding the first evening's program and signing off at 9:20 Eastern Standard time."

Throughout the transmission the an-

Build yourself a high grade receiving set—at a big saving!

No soldering of joints, no tools necessary. Simple connections made to binding posts. Each RPM instrument is of the highest grade and complete in itself with all wiring concealed and properly insulated to stand exposure. Bakelite mounted—handsome in appearance. Hook-up circuits in every package.



This is the No. 201 RPM-mounted Coupled Circuit Tuner—Bakelite Panel. \$12.

Every unit you need to assemble a high grade receiving set at low cost is included in the RPM Line; mounted and unmounted; variometers, variocouplers, variable condensers, coupled circuit tuners, detector and amplifying units—each the best you can buy, yet surprisingly low in price.



ADD-A-UNIT LINE

RADIO PRODUCTS MFG. CO.,
667 West 14th Street Chicago

RHAMSTINE*

The Rhamstine* Victophone replaces the reproducer on your phonograph and transforms it into an ideal loud-speaker.
Post paid **\$7.50**

J. THOS. RHAMSTINE*

500 Woodbridge E. Detroit, Mich.
*Maker of Radio Products

PROLONGS LIFE OF TUBES

AMPERITE

AUTOMATIC FILAMENT CURRENT ADJUSTER

ELIMINATES TUBE TROUBLES


EXPELS ALL TUBE TROUBLES

ELIMINATES RHEOSTATS

FROM YOUR DEALER OR **RADIALL COMPANY** \$10 WITH MOUNTING

90 WARREN STREET NEW YORK

Establishing a New Horizon for Radio



The New MU-RAD RECEIVER MA-15

THE HORIZON of the radio art extended and broadened by this new perfection of radio reception—the more versatile, more simply operated receiver, *Mu-Rad MA-15*. Many important refinements—plug-in type radio frequency transformers, so that the MA-15 can be accommodated to any future changes of wave lengths or tubes, volt-meter for instantaneous

readings of “A” or “B” batteries, new type vernier dials, operated by cams to eliminate back-lash, no other aerial than a 2-foot loop needed, and a wave length switch for bringing in short wave stations. Solid mahogany cabinet, with an engraved Formica panel. The MA-15 anticipates every possible use and requirement. *Guaranteed range, 1,000 miles using 2-foot loop.*

Another New MU-RAD Receiver MA-17


Three stages of radio and two of audio frequency amplification and detector. *One* tuning dial and two selecting dials, each independent of the other. Plug-in type r. f. transformers to care for changes of tube type or wave lengths. Panel-mounted volt-meter for quick reading of A and B batteries. Solid mahogany, Adam Brown hand-rubbed finish cabinet with loop fitted into top and compartment in base for “B” batteries. Guaranteed for 1,000 miles reception using only a 2-foot loop.

WRITE FOR BOOKLET AND THE NAME OF THE NEAREST DEALER

MU-RAD LABORATORIES, INC.
801 FIFTH AVE. ASBURY PARK, NEW JERSEY



ALL the science and skill of the World's foremost authorities are represented in this new voltmeter. A high resistance instrument, especially designed for accurately measuring filament, plate and grid voltages. Ranges 150 to 7½ volts. May be mounted on panel, if desired. You need one of these instruments to constantly indicate the state of your batteries, eliminate noise, lengthen the life of your tubes and accelerate exact tuning.



NEW!
DOUBLE Range Portable VOLT METER


Write today for full information concerning this and other Weston indicating instruments for Radio use, also the new Weston instantly interchangeable telephone plug.

WESTON ELECTRICAL INSTRUMENT CO., 173 Weston Avenue, Newark, N. J.
Branch Offices in All Principal Cities



STANDARD - The World Over

Build Your Set with
WALNART Quality Products
and Get Results



Walnart Variable Condensers, both Vernier and Plain, original in design, the plates are held firmly in slotted grooves in the supporting rods—they are practically one piece—they cannot wobble and get out of alignment. All contacts are positive.

WALNART VARIABLE CONDENSERS

Plates	Capacity	Plain	Vernier
3	.00006 mfd.	\$1.50	—
5	.00010 mfd.	1.65	—
13	.0025 mfd.	2.25	\$4.25
23	.0005 mfd.	3.00	5.00
43	.001 mfd.	3.50	6.00

3" Bakelite Dial furnished with Vernier Type

WALNART ELECTRIC MFG. CO.
1249 W. Van Buren St. Dept. 605 CHICAGO

Write for illustrated folder of complete line Walnart Quality Radio Products

199 NECESSITIES

WIMCO 199 SOCKET\$.75
WIMCO 199 C SOCKET 1.00
WIMCO 199 ADAPTER75

Send for free literature.
Jobbers' inquiries solicited.

THE WIRELESS MFG. CO., Canton, Ohio
MANUFACTURERS—DISTRIBUTORS

VULCANIZED FIBRE Be sure and specify

"WILMINGTON FIBRE"

Sheets, Rods, Tubes, Washers, Etc., Specialties
Wilmington Fibre Specialty Co. Wilmington, Del.
Branch Offices "Everywhere"

nouncer's voice was very clear, as was also the applause following each number. The humorous references to the man who had come all the way from "Sing Sing to sing" and the "boiler shop" musicians were not lost.

All the above was received on a home constructed 3-valve set (2 R.F., 1 Det) using "plug-in" type transformers with tuned primary winding, Mullard "Ora" valves (not usually recommended for R.F. amplification) and an outdoor aerial of four 30' wires. The "re-action" (tickler) coil was coupled to the first transformer.

As an experiment I used the detector valve alone and found I was able to get WGY faintly but audibly on this one valve. (I felt myself justified at this moment of waking my young brother and he was amazed at this achievement). However, I soon reverted to the two R.F. valves in order to increase the volume of sound and enjoy the American music to the full.

During the same period the following morning (1:15 A. M. to 2:25 A. M., G.M.T., Sept. 23, or 8:15 P. M. to 9:25 P. M., Sept. 22, E.S.T.) when, I understood, there was no transmission from WGY, I heard WMAF (Round Hills, Dartmouth, Mass.) very well. On this occasion I could not follow the announcer as well as WGY the previous day, but the program included a National Welfare Talk and numerous orchestral items by Laddener, Gardner (or Wagner) etc., titles of which I missed.

I hope your readers will find the above of interest.

F. EUSTANCE,
92 Briardale Road,
Mossley Hill, Liverpool, England.

COMMERCIAL TELEGRAPH SYMBOLS

Editor, RADIO NEWS:

It was with much interest that I read the article entitled "The Amateur Traffic Problem," by Howard S. Pyle in November issue of RADIO NEWS. I was especially interested in the part of this article covering the forms of service messages.

Being a joint railroad and commercial operator, I thought it would be a good plan to give the telegraphing amateur some idea of how SVC. messages are composed by the commercial telegraph companies and have listed below the symbols we use in various forms.

- ADS—Address.
- ADSD—Addressed
- ANS—Answer.
- CFN—Confirmation.
- CY—Copy.
- DLN—Delivered.
- DFS—Disregard Former Service.
- GBA—Give Better Address
- GSA—Give Some Address.
- GQA—Get Quick Answer.
- HA—Hurry Answer.
- LC—Addressee is Said to Have Left City for — (if known).
- NR.—No Record.
- NSA—No Such Address.
- NSN—No Such Number.
- NSS.—No Such Street.
- UNDDL—Undelivered.
- UNKN—Unknown.

Of course, it would not be necessary to use all these symbols, but I think they would help out in cutting down the check of SVC. messages.

—RAILROAD OP.

SAKATAH SPRINGS RESORT

Editor, RADIO NEWS:

As a confirmed Radiophan I have watched the efforts of the Music Combine try out its hand in the affairs of the Radio, and as a Resort owner I have been notified that I would have to get a license to play their

Demand Rheostats that have this performance curve and record

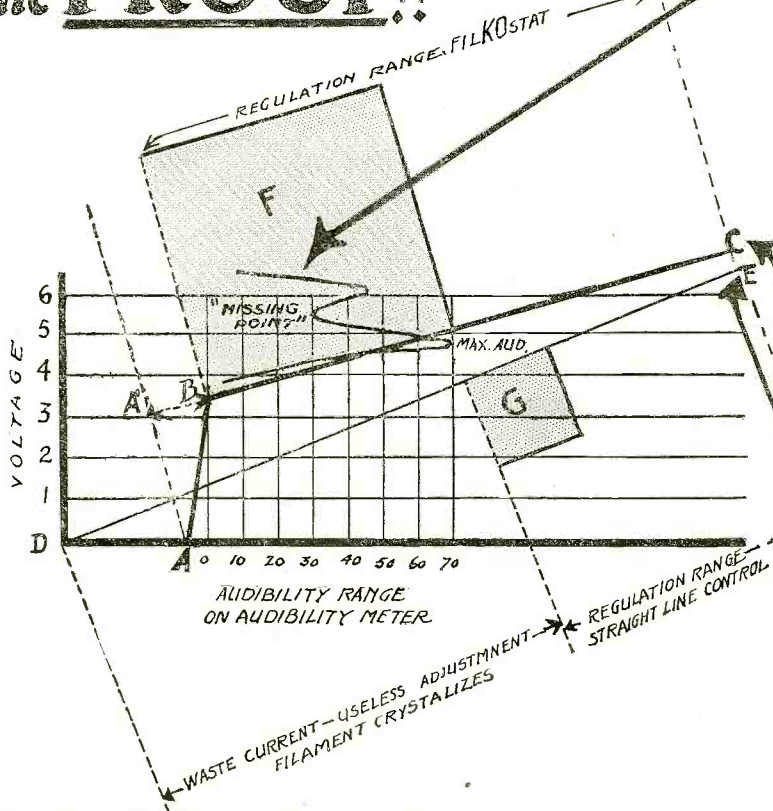


~it GUARANTEES
Longer Tube Life and
Scientifically Correct Filament Control
Here's the PROOF!!

LONGER TUBE LIFE

The distance from D to the square G on the line DE ("straight line" control rheostats) indicates the increase of current from zero to the initial operating point of the tube. During nearly all this period the filament remains black and crystalizes; greatly reducing the life of the tube. Compare the distance D to square G, with the distance A1 to B which indicates how little waste current flows through the filament when FIL-KO-STAT is used. The current is thrown on suddenly with FIL-KO-STAT, the filament becomes incandescent and the operating range is reached instantly—preventing crystallization and prolonging tube life. After this initial point of current flow, FIL-KO-STAT permits infinite adjustment over the entire operating range of the tube.

The test here presented is one of a series covering all sides of the filament control problem. The entire series, prepared for us by one of America's leading Consulting Radio Engineers, and reprinted by permission.



The **CURVE** represents audibility in terms of filament voltage; that is, the volume of your 'phone reception as compared with the amount of filament current. It shows clearly that the point of maximum audibility (70) is at approximately 4.8 volts—just prior to the 'hissing point' of the tube. Audibility starts at about 3.8 volts. From 3.8 to 4.8 is the most efficient operating range of your detector tube, (tests made on C-300 or UV-200) It is here that your rheostat must give dependable minute regulation—as well as over the entire operating range. The great tuning possibilities of the vacuum tube can be realized only by the very finest control.

The **LINE ABC** is the characteristic performance curve of FIL-KO-STAT which gives equally fine adjustment on all types of tubes.

The **LINE DE** is characteristic of all rheostats having "straight line" control.

The **SQUARES F AND G** erected on these lines show the proportionate area of fine adjustment range of the various types of rheostats—F represents the FIL-KO-STAT G represents rheostats having straight line controls.


Make Your Own Comparison!

FIL-KO-STAT

MADE AND GUARANTEED BY **DX INSTRUMENT CO.**
HARRISBURG, PA.

RADIO STORES CORPORATION
Sole International Distributors
Dept. RN 124, 218-222 West 34th Street, New York
Chicago Minneapolis Kansas City Los Angeles

Not a carbon powder rheostat—no wires, no discs, no adjustments to puzzle you.



FULL RESISTANCE
30 OHMS

Adjusted For All Tubes Including U V 199's and 5 watt Transmitters

\$2 AT DEALERS EVERYWHERE
In Canada 2.75

This "B" Battery Will Last 5 Years

A "B" BATTERY Built for Radio By Radio Experts

An Improved Re-chargeable "B" Battery Insures Noiseless Radio Circuits

The SIDBENAL Re-Chargeable "B" BATTERY is not a group of glass cells nor does it contain any war-time Edison elements. No Sir, the container is made of genuine solidly constructed hard rubber: the sections are casted into the walls, making it absolutely leak-proof.

Extra large twenty-five hundred mil. amp. pasted plates are used giving it double the capacity of other Batteries but yet sells at the same price.

Sidbenel Storage "B" Batteries are universally recognized as "Perfect for Radio Work."

Its many SPECIAL NEW FEATURES include:

- One piece hard-rubber container
- Extra large plates
- Separate sealed cover for each cell
- Hard-rubber vent-caps

SPECIAL PATENTED PLATES ARE USED

Chemically treated so that low current can be drawn without causing the tubes to howl or squeak. (Only Battery containing this feature.) A single charge will last from four to six months, can be re-charged direct from your lamp socket, a Battery charger with attachments or lighting generator costing about one cent. A wonderful Christmas present.


Variable Type 201D Assembled	Knocked Down	Complete illustrated directions for charging from your lamp socket or from your generator and how to assemble come with each battery.
1 unit 22½ volts.....	\$ 5.00	\$ 4.00
2 units 45 volts.....	9.80	7.75
4 units 90 volts.....	18.00	14.75
5 units 115 volts.....	22.50	17.75
A. C. Rectifier.....	1.50	.85

At your request we will send you a special printed Christmas catalogue containing greatly reduced prices on over five hundred different parts, sets, Batteries and many extraordinary Christmas suggestions. Don't buy until you see this.

Dealers requests welcome.



RADIO EQUIPMENT MANUFACTURING COMPANY
25 Mt. EDEN AVE., NEW YORK CITY



music on a Victrola for the amusement of guests, and the notice came by registered mail with notice that failure to comply would place our Camp on their inspection list. We are open to inspection.

I firmly believe through my own experience that Radio has been the means of my buying more music, as we had a checkup and found we had bought 14 records of pieces we liked over the Radiophone and the same condition is present with my friends.

In a restaurant here that has a Radio receiving set, I found all the late song hits on the piano and a few questions of the young folks showed good sale of the "hits" even here, and they said "we liked them on the Radio, so we bought them to sing ourselves."

Personally, I believe the time will come when they will be glad to pay for the chance to have their musical hits broadcast that the public may hear and then buy them, and I think the music makers see the time ahead and want to forestall it if possible. Grand Opera has had several attendants from here, and Radio helped to send them, as they heard it at times from Chicago. The shaping of public opinion will have a heavy effect on any such movement and it's well to consider the outcome.

C. W. CHRISTMAN,
Waterville, Minn.

The Proof

(Continued from page 882)

inherited a prosperous business from a father who had been too busy attending to his commercial affairs to give much thought to his son. Tom had drifted and like driftwood had spent most of his time floating idly on a sea of froth. His life had been one long mixture of strong drinks, careless women and flippant music.

Audrian Waite was the first good woman in whom Tom had ever been interested. He recognized her purity and desired her the more for it. Audrian knew nothing of his habits. She had come to believe in him. She wanted to marry well, that Joe might have every pleasure possible. She had thought that she loved Kenneth Choate, a struggling young attorney and a great friend of Joe's, but Tom Whitley, with his flowers and candy and classy red roadster had quite swept her off her feet.

Joe Waite was aware that Kenneth Choate was in love with his sister and he was anxious to see the match consummated. When he heard of Tom Whitley he was startled and dismayed. He heard Kenneth mention Whitley in far from complimentary tones. Kenneth knew Los Angeles from "A to Z." He had lived there all his life and was familiar with all of the most prominent families of the city. He had come in contact with Whitley on several different occasions and had passed his impressions to Joe.

When Joe told Audrian that Tom was a rotter she became angry.

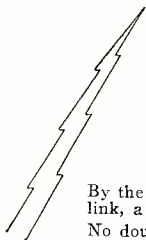
"You don't know a thing about Tom Whitley," she said. "He's not what you say he is. He is a gentleman."

"Sure. He's a gentleman of leisure," scoffed Joe. "He spends his time on the borderland of Hollywood and his money on cast-off dancing girls. He isn't fit company for you."

"I don't know where you gained your information," returned Audrian, "but I do know that it is not correct. When you meet him you will then see for yourself that he is a perfect gentleman."

Well, Joe had met Whitley now, had observed that the man had been drinking and had returned to his radio outfit with a certainty in his heart that Audrian was in danger.

The Better Class of Radio Equipment



What A Difference A Few Good Parts Make!

These Sterling Devices Prove It

By the same reasoning that a chain is no stronger than its weakest link, a radio set is no better than its weakest member. No doubt your set can stand improvement. Note the vast change for the better with Sterling Parts and keep your set in shape with Sterling Charging and Testing Instruments.

THE STERLING MFG. COMPANY
2850 Prospect Ave. Cleveland, O.



A special Xmas gift. Give a Sterling Pocket Volt-meter \$1.25 to \$2.25.

Other Sterling Devices include

Filament Meters, 12 Point Rotary Switches, "B" Battery Charging Attachment, Audio & Radio Frequency Transformers.

Pocket Voltmeters
All types for testing of "A" and "B" Batteries, dry and storage. Draws just the right amount of current from battery while voltage is being read to make readings entirely accurate. New No. 45 voltmeter is used for testing the amperage of "A" Battery Cells and voltage of "B" Batteries. Price \$4.00. Other types \$1.00 up.



Portable Rectifier
A type designed according to the latest specifications adopting the 5 amp. charging rate. Simplicity, ease of adjustment and tapering charge, are features. 50 and 60 cycle, 8 and 12 volt \$16.00. Add \$1.00 west of Rocky Mts.



Filament Rheostat
The 4 ohm type is a necessity on UV200 and UV201 tubes. Gives fine regulation and dispenses with troublesome vernier. 10 ohm type gives close regulation of current for UV-201 A tubes; also for WD-11 and WD-12. 30 ohm for UV201-A or UV199. Also 50 ohm type. Best looking and most efficient Rheostat made. Price 75c and \$1.00.



SEE OUR GUARANTEE
HOOK-UPS and CATALOG FREE

REDUCED PRICES ON STANDARD QUALITY PARTS

SERVICE AND QUALITY
BUILT THIS HOUSE

WE PAY TRANSPORTATION CHARGES IN THE UNITED STATES ONLY

PHONES THAT HAVE STOOD THE TEST

D161 Frost double set 2000 ohm \$3.35
D171 Frost double set 3000 ohm \$4.05
D162 Frost double set 2000 ohm \$4.05
D163 Frost double set 3000 ohm \$4.65
D172 Frost double set 3200 ohm \$5.19
D166 Brandes Superior double set. \$5.19
D167 Brandes Navy type double set. \$6.75
D168 Genuine Type C Baldwin Phone double set \$10.50
D169 Genuine Type C Baldwin Unit with cord \$5.15
BALDWIN LOUD SPEAKER \$25.00

SPAGHETTI AND WIRE

D33 Per 4-ft. length 27c
D32 Tinned Copper No. 16 Wire. Ft. lb. D34 Wire with insulation similar to spaghetti on it. Wire is tinned for soldering. Price 10 feet 29c

ERLA R. F. TRANSFORMER
Specify 1st, 2nd or 3rd stage.
D1500 Erla Transformer \$3.40

ERLA REFLEX TRANSFORMER
D1650 Reflex Transformer \$4.40

TESTED CRYSTALS

D12 Galena, per pkg \$0.10
D13 Silicon, per pkg 10

JACKS AND PLUGS

Jacks are polished nickel, nickel-silver springs, pure silver contacts. Nickel washers for mounting on any panel 3/4 to 1 inch thick. Spread terminals make soldering easy.

D133 One spring (open circuit) \$0.32
D134 Two spring (closed circuit) 42
D131 Four spring (two closed circuits) .50
D135 Three spring (two open circuits, called "single filament control") 53
D136 Five spring (two open and two closed circuits, commonly called "two circuit filament control") 69
D139 Plug with threaded barrel instead of set screw. Takes cord tips. .45

VARIABLE GRID LEAK

Pencil mark type. Removable black enameled cap. D50 Grid Leak 13c

GRID AND PHONE CONDENSERS

Mounting Holes spaced to fit screws of above Grid Leak. Mica insulation, wrapped with varnished cambric tape. Capacity .00025 Mfd.

D55 Grid Condensers 6c
D59 Phone Condenser, .001 Mfd. 15c

O. R. L. ADJUSTABLE GRID LEAK AND CONDENSER

A turn of the polished black knob will enable you to get the one and only one potential that provides the maximum signal strength. Made for panel mounting.
D107 C. R. L. Adjustable Grid Leak and Grid Condenser \$1.49

FRESHMAN MICON TESTED MICA CONDENSERS

D62 .00025 mfd. \$0.27
D63 .0005 mfd. Condenser \$0.27
D64 .001 mfd. Condenser 31
D65 .002 mfd. Condenser 31
D66 .0025 mfd. Condenser 41
D67 .005 mfd. Condenser 65
D68 .006 mfd. Condenser 65
D69 .01 mfd. Condenser 1.37

FRESHMAN VARIABLE GRID LEAK AND GRID CONDENSER

For unbroken range—zero to 5 megohms, clarifies signals, lowers filament current, increases battery life, eliminates hissing.

D60 Freshman Variable Grid Leak and Condenser \$0.85

AERIAL WIRE

D355 Copper 7 strand 100 ft. coil. \$0.77
D356 Single No. 14 Bare Solid Copper Wire 100 ft. Coils 55

SWITCH POINTS AND STOPS

Brass, polished nickel finish. Screw size, 6/32x3/8 ins. long, two nuts with each contact point and one with stops.

D158 Switch point 1/4" dia., 3/8" high. Each 2c. Dozen 18c. Hundred \$1.05
D130 Switch Point. Round diam. 1/4 inch; height, Each Doz. 1.40
D136 1/4 inch 2c
D150 Switch Stops 2c 20c 1.40

OUR GUARANTEE YOUR PROTECTION
Your satisfaction guaranteed. If for any reason you do not feel satisfied with your purchase, you may return it and we will refund your money. We will pay return transportation charges.

180° VARIOCOUPLER

The primary and secondary windings of this coupler are properly spaced. The center of the secondary is always in the center of the primary field. Black base, brown formica tube and nickelled parts.

Panel or table mounting.
D1100 Coupler \$2.75

180° MOULDED ROTOR TYPE COUPLER

This 180° variocoupler has heavy black tube and moulded rotor. Wound with green silk wire and has 10 taps on the primary. Metal parts are brass nickel. Can be mounted on panel or table.
D1120 Variocoupler \$3.45

VARIABLE CONDENSERS

Condensers are made of heavy aluminum plates, evenly spaced with high grade bakelite ends.

D1443 43 plates .001 Mfd. without dial \$1.49
D1423 21 plates, .0005 Mfd. without dial 1.29
D1411 11 plates .00025 Mfd. without dial 1.15
D1403 3 plates .00005 Mfd. without dial98

VERNIER VARIABLE CONDENSERS

For fine tuning, neat appearance, this condenser is just the thing. Made of heavy aluminum plates and high grade bakelite ends. These condensers are furnished with neat appearing knob and dial.

D1444—44 plates vernier .001 Mfd. with dial \$3.05
D1422—22 plates vernier .0005 Mfd. without dial \$2.73

ERLA AUDIO FREQ. TRANSFORMER
D1750 Erla Audio Transformer \$4.40

INDUCTANCE COIL MOUNTINGS

For base or panel mounting. Connecting leads furnished, coil settings are adjustable by means of knobs. Made entirely of bakelite with nickelled brass metal parts. Coil position can be locked by knurled set screws.

D1603 Three circuit mounting \$3.38
D1602 Two coil mounting 2.70
D1601 Single coil mounting 37

INDUCTANCE COILS

Rigidly wound, nicely finished, low distributed capacity. All coils are equipped with standard mountings. We can supply any of these coils with or without mounting plugs. The wave lengths shown are range limits, based on variable condenser .001 mfd. capacity. Price un-Price

No. turns	Wave Lengths	mount-	mount-
		ed	ed
1725 25	125-250	\$0.34	\$0.78
1726 35	175-450	.38	.91
1727 50	240-720	.44	.97
1728 75	300-910	.49	1.03
1729 100	500-1,450	.53	1.08
1730 150	600-2,000	.58	1.12
1731 200	900-2,500	.67	1.21
1732 250	1,200-3,500	.73	1.30
1733 300	1,500-4,500	.77	1.31
1734 400	2,000-5,000	.92	1.52
1735 500	2,800-6,100	1.07	1.58
1736 600	4,000-10,000	1.22	1.73
1737 750	5,000-12,000	1.38	1.88
1738 1,000	7,000-15,000	1.55	2.19
1739 1,250	9,750-19,500	1.87	2.39
1740 1,500	14,500-26,500	2.13	2.53

INSULATORS

These are very strong strain type insulators. Each Doz.

D360 Moulded insulator shown \$0.10 \$1.10
D365 Porcelain insulators09 .95

VARIOMETERS

For efficiency, perfect inductive ratio, low capacity effect and neatness of design these variometers are unexcelled. Metal parts nickelled. Stator and ball mahogany finish. Completely assembled.

D1200 Variometer \$2.65

The above variometers knocked-down stator wires cemented in the stators. Rotors are wound. All metal parts included.
D1205 Knocked-down Variometers \$1.85

MOULDED VARIOMETERS
D1220 Moulded Variometer \$3.95

DIALS

Genuine Bakelite Dial as pictured, engraved divisions and figures filled with a brilliant composition. Set screws included.

D502 Dial, 2 inch, 3-16 in. shaft \$0.32
D500 Dial, 3 inch, 3-16 in. shaft 35
D501 Dial, 3 inch, 1/4 in. shaft 35
D504 Dial, 4 inch, 1/4 in. shaft 67
Moulded composition dial as pictured. Has a luster that cannot be told from Bakelite. Set screws included. Each

AUDIO FREQUENCY AMPLIFYING TRANSFORMERS

Correctly designed for minimum distributed capacity and low core loss. Shielded beautifully finished in nickel and black enamel. Ratio 5 1/2 to 1.

D1506 Shielded Transformer \$2.95

THORDARSON AUDIO FREQUENCY AMPLIFYING TRANSFORMERS

There is probably no better known transformer. Made by a company that specializes in transformers. Entirely encased in sheet aluminum shield. Heavy connecting straps to binding posts.

D1504—Thordarson Transformer, 3 1/2 to 1 \$3.35
D1505 Thordarson Transformer 6 to 1 3/75

"B" BATTERIES

Standard high grade radio "B" batteries. Never over five days old. D230 22 1/2 volt Signal Corps type. Size 3 3/4x2 1/2 inches \$1.18
D240 22 1/2 volt variable—5 positive taps. Size 6 1/2x4 1/2 \$2.25
D245 45 volt large size binding posts. Size 7 7/8x6 1/2 \$4.50

INDUCTANCE SWITCH

For neat appearance and time saving, we suggest this inductance switch, as it needs but one hole in the panel to be mounted. Switch Points are mounted on this switch. 15 switch points, in all.

D1095 Inductance Switch \$1.22

MAGNET WIRE

Quality magnet wire. We carry three types in stock. Each spool is 8 oz.

Double cotton covered	Green silk	Enameled
Size Price	Size Price	Size Price
D18 \$0.40	D20 \$0.75	D20 \$0.37
D20 .52	D22 .90	D22 .47
D22 .68	D24 1.05	D24 .51
D24 .78	D26 1.18	D26 .56
D26 .88	D30 1.70	D30 .62
D28 1.02	D32 2.00	D32 .66
D30 1.40	D36 2.70	D36 .85

SWITCH LEVERS

A high grade, polished nickel-plated lever with solid moulded black composition knob. Complete with panel bushing.

D151 1 -in. Radius 14c
D155 1 1/2-in. Radius 14c

VACUUM TUBES

Genuine Cunningham or Radiotron made by the General Electric Co. Every tube guaranteed new and in original package. We do not sell "bootleg" tubes. Will ship brand in stock unless specified.

D300 UV200 Detector \$4.37
D301A UV201A Amplifying 5.83
D11 WD11 1 1/2 volt 5.83
D12 WD12 1 1/2 volt 5.83
D299 UV199 3 volt 5.83

QUALITY SOCKETS

For (200, C301A, C12 or WD12 tubes. Signal socket. Tube made of brass, nickelled. Base is bakelite. Panel or base mount. Belden socket. Made of bakelite. Panel or base mount. Great Lakes nickel socket. Panel or base mount. Great Lakes bakelite socket. Base mount only. All sockets have heavy spring contacts.

D1073 Signal Socket \$0.65
D1074 Belden Socket60
D1075 Great Lakes Nickel socket 37
D1076 Great Lakes Bakelite base mount only 49
WD11 Bakelite Socket 30
WD11 Adapter 42
299 Bakelite Socket 43
299 Adapter. Makes regular socket fit 299 tube 39

GREAT LAKES SUPREME RHEOSTATS AND POTENTIOMETERS

We guarantee these rheostats and potentiometers to be unexcelled. They give perfect satisfaction under constant use. Each turn of the resistance wire is in a groove which makes it impossible to have trouble when the contact slider runs over the resistance wire. Polished tapered knob, base is 2 1/2 inches and made of heat resisting material. A real value. Priced very low.

D90 G. L. Supreme Rheostats, 6 ohm \$0.39
D91 G. L. Supreme Rheostats 25 ohm .42
D92 G. L. Supreme Rheostats 40 ohm .45
D93 G. L. Potentiometer, 200 ohm 52
D94 G. L. Potentiometer, 400 ohm 56

HOWARD RHEOSTATS

D1064 Howard 5 ohm Plain \$0.98
D1065 Howard 6 ohm Vernier 1.35
D1066 Howard 25 ohm Plain98
D1066 Howard 25 ohm Vernier 1.35
D1069 Howard 40 ohm Plain98
D1069 Howard 40 ohm Vernier 1.35
D1067 Howard 200 ohm Potentiometer 1.35
D1068 Howard 400 ohm Potentiometer 1.85

CUTLER-HAMMER RHEOSTATS

D1061 Cutler-Hammer Vernier \$1.35
D1062 Cutler-Hammer Plain90
D1051 Cutler-Hammer 30 ohm 1.35
D1052 Cutler-Hammer 30 ohm Resistance22
D1063 Cutler-Hammer 200 ohm Potentiometer 1.35

BINDING POSTS

Complete with screw and washer. All brass finished in polished nickel or with black composition top as listed. Order by number. Each Doz.

D110 Large size, all nickelled 7c
D122 Medium size, nickelled, with hole for phone tip or wire 3c
D112 Medium size, black composition, top 4c
D120 Large size, composition top 4c

CABINETS

Fine finished cabinets sturdily built. These make a wonderful appearance. These cabinets are made to fit panels listed below. Panels not included. See table for panel sizes. A real value.

D240 6x7x7 \$2.40
D217 6x8x7 2.70
D219 7x8x7 3.10
D218 7x12x7 3.75
D228 9x12x7 3.55
D221 7x12x7 3.95
D222 7x12x7 4.65

PANELS

Genuine Formica panels, to fit our cabinets.

D267 6x7x7 \$0.36
D269 7x9x790
D263 7x12x7 1.25
D268 7x12x7 2.60
D274 9x12x7 2.60
D261 7x12x7 2.95
D262 7x12x7 3.50
1/4 inch Panel cut to size \$0.17 sq. in.
3/16 in. Panel cut to size \$0.22 sq. in.

CRYSTAL DETECTORS

D20 Enclosed crystal detector \$1.18
D30 Crystal Detector59

HOW TO ORDER
Order from this page. Please give number, description and price of the article you order to help us avoid mistakes. Total the amount of your order and send Post Office money order, certified check or draft with your order. Be sure to give your name and street address on both letter and envelope. Do not include money for transportation. We pay it except on storage "A" batteries. See ads of previous months for other items.

GREAT LAKES RADIO CO., 136 W. Lake St., Chicago, Ill.

It's the Contact that counts




Adapter No. 429 for 100 Tubes, 75c



De Luxe No. 400 Price 75c



Small-space, No. 401 35c, 3 for \$1.00



Na-ald W.D.11 No. 411 Price 75c

A CAREFUL examination will show that each contact in Na-ald sockets and adapters is of a wiping nature on a broad surface, and so designed that strong tension is permanent, no matter how often the bulbs may be removed or how much the connecting prongs in the tubes vary. Na-ald sockets are moulded of Bakelite.

Na-ald dials embody rare beauty of design. These dials and knobs are so shaped that fingers do not conceal clear numerals and graduation on the bevel.

Na-ald Inside Facts, No. 499

Making a socket for U.V.199 and C299 tubes would seem comparatively simple. When we came to design the No. 499 socket, however, we did not find the task so easy. Compactness and neatness were requisites; and to be true to Na-ald standards this socket required a dependable contact. Owing to the shortness of the tube prongs, the dual-wire contact of our De Luxe socket was impossible. In the No. 499 we avoided capacity effect and secured positive spring contact over the full surface of the tube prongs. This again justified the phrase "It's the contact that counts." Another feature of this socket is the uniform cross-section. Send for "Why a Bakelite Socket?" giving detailed data on all Na-ald sockets.



Na-ald Special Socket No. 499 for U.V. 199 and C.299 Tubes. Price 50c.



No. 3032-4. 2 Inch Dial 35c. 3 for \$1.00



No. 3783-3/16" insert 3784-1/4" insert. 3 3/8" Dial. Price 75c. 3" Dials, 35c. 3 for \$1.00

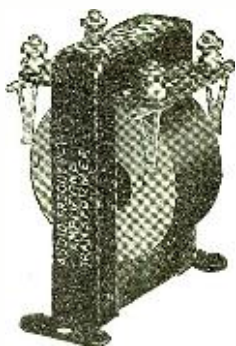
Alden Manufacturing Company

Largest manufacturers of radio sockets and dials in the world.
Dept. K. 52 Willow Street
SPRINGFIELD, MASS.
Cable Address, Aldenco



"Where ignorance is bliss 'tis folly to be wise"

—but that is no excuse for not using the acknowledged best audio transformer—



The AMERTRAN

REG. U.S. PAT. OFF.

—acknowledged by professional radio engineers to be the STANDARD OF EXCELLENCE for audio amplification.

The reason for this is apparent in the Amplification Chart shown in our Circular No. 1005.

Turn ratio, 5:1. Amplification ratio, 30-40 times audibility in the flat part of the curve.

American Transformer Company

Designers and builders of radio transformers for over 22 years.

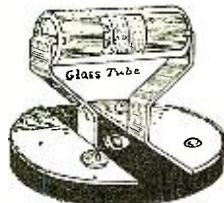
PRICE \$7.00

Ask your electrical dealer, or, sent carriage charges collect. (Wt. 1 lb.)

177 Emmet Street

Newark, N. J.

FREE
Complete Price List
AITKEN RADIO CO.
504 Superior St., Toledo, O.



Star Detector

Combination Crystal Set by turn of tube. Volume and Distance.

List Price, 50c.

STAR MFG. CO.,
868 Bergen St., Newark, N. J.

Joe clamped his headphones to his ears. He frowned angrily as he adjusted the crystal on his receiving set and slid the brass tuner along the mahogany-colored cone of enameled copper wire. Music came floating in to him. Somewhere in the night a voice was singing "I Wish I knew." When the song ended, Joe heard the announcer at the broadcasting station. "This is radio KHJ," the announcer said, "the Times broadcasting station, Los Angeles, California. The next number will be a flute solo entitled 'The Mocking Bird,' played by Donald Brigham. Mr. Brigham will be accompanied on the piano by Miss Rosalind Foster."

Under the influence of the haunting tones of the music, Joe became calm. When the Times' concert was concluded he made another adjustment of the sliding tuner on his receiver, re-arranged the cat-whisker on the crystal and tried to pick up conversations that are broadcast between Catalina Island and the mainland. Now and then he could hear the voice of a central giving numbers to be called or reading telegrams. Once in a while he was able to catch a few words from conversations, but the volume was lacking and he finally hung up the headphones and turned to the new set he was building.

"When this audion set is completed and Sis gets my batteries and vacuum tube, I'll hear those conversations," he murmured.

In the living room of the shabby little apartment in which Joe and his sister lived, Audrian was bidding Tom Whitley good-night.

"Then you'll call for me next Friday afternoon at three," she was saying. "I'll be ready. Oh! Tom! It will be wonderful to hear you call me 'wife.'"

Audrian's face was turned to his. In her eyes there was a light of trust and admiration. She was a picture of loveliness as she stood before the man to whom she intended to give her all. Her gorgeous hair, piled in heavy rings upon her round, well-formed head, touched here and there by the light in the chandelier above her, formed a halo of glory—the glory of womanhood in full bloom. On her wistful lips a seductive smile of innocence hung.

Tom Whitley leaned toward her. Never before had he seen such a beautiful mass of golden hair; never before had he been privileged to gaze into such gorgeous eyes. He stood before Audrian as a marauding bear stands and contemplates a luscious cone of honey. His arms went up to encircle Audrian. A harsh light leaped into his black eyes as he swayed toward her. He was interrupted as his hands reached for the shrinking girl by a sudden ra-ta-tat on the door behind him and he whirled about sharply, guiltily.

Audrian heaved a deep sigh of relief as she went to the door and opened it.

"Hello, Kenneth Choate," she greeted the newcomer. "I suppose you've dropped in to help Joe on his new radio outfit. I—I—" For some reason which she could not explain she suddenly felt confused under the steady, questioning gaze of Kenneth Choate. But she went on: "I—I want you to meet Mr. Whitley, Kenneth. Tom, this is Mr. Choate, a good friend of Joe's—and of mine."


Whitley threw back his head and laughed. "I've met your friend before," he said. "Do you remember the case, Choate?"

Kenneth Choate sized Whitley up with piercing, grey eyes. "I can't forget that case," he answered coldly. "In addition to its being the only case I've lost in three years, it was the only one in which I have appeared where the opposition was able to buy the judge and the jury."

Whitley glowered angrily at Choate for a moment, then he again threw back his head and laughed loudly. "Money talks," he said,


Careful Selection of Parts *Insures* Satisfaction!

See These New Units
at Gilfillan Dealers



RADIO FREQUENCY VARIO-
COUPLER

One of the latest developments in radio construction. The Gilfillan Radio Frequency Vario-coupler, as illustrated above is ideal for REFLEX CIRCUITS, giving absolute selectivity through perfect zero coupling. Wide coupling, sharp tuning and extreme selectivity are made possible by this unit. Highly recommended for radio frequency work. Local broadcasting easily tuned out in favor of more distant stations.



DETECTOR-AMPLIFIER UNIT

Admirably adaptable to radio frequency circuits or audio frequency work. Simplicity of wiring and exceptionally short leads. Jacks can be mounted directly to bottom, and transformers on platforms provided. Filament rheostats, tube sockets, binding posts and solder lugs complete in this unit.

OF COURSE the set you build is to be better than any owned by friends—and it can be. Avoid their mistakes—profit by experience—and build a set to be proud of. The difference in cost between a makeshift assembly and a good one is nominal—but the difference in reception results obtained is tremendous. For best results—

Gilfillan Radio Parts

(Units of Recognized Quality)

offer the most at least cost. Ask your dealer for these *better* parts. If your dealer does not handle *Gilfillan*, write us for name of nearest dealer, descriptive folder and list.

Genuine Gilfillan Radio Parts can always be identified by this trade-mark. Look for it.



OTHER GILFILLAN PARTS

- | | | | |
|--------------------------|------------------------------|--------------------------|------------------------|
| Variocouplers (2 sizes) | Audio Frequency Transformers | Tube Sockets | Vernier Air Condensers |
| Variometers (2 sizes) | Primary Inductance Switches | Tube Socket Adapters | Filament Rheostats |
| Air Condensers (3 sizes) | Panel Switches | Detector Amplifier Units | Vernier Rheostats |
| Potentiometers | | Detector Units | Moulded Knobs, etc. |

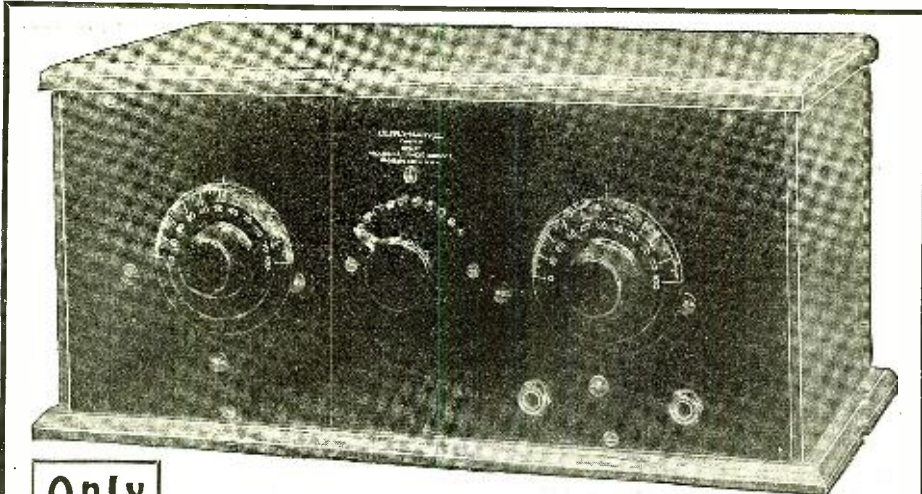
GILFILLAN BROS. INC.

1925 McGee St.,
Kansas City, Mo.

1815 W. 16th St.,
Los Angeles, Cal.

225 W. 57th St.,
New York, N. Y.

Licenseses General Bakelite Co.



**Only
\$70**

The "ULTRA-MARVEL" TYPE 404
Now Priced Within the Reach of All!

AT LAST—You can now secure a Radiophone Broadcast Receiver with an efficiency equal to any of the high priced sets for only \$70. The Ultra-Marvel has a wave length range of 225 to 575 meters with maximum efficiency on all waves and has a conservative range of 1000 miles with a volume sufficient to operate a loud speaker satisfactorily. Can be used with inside antenna (wire stretched around room) if desired. It is small, compact, very easily tuned and highly selective. Two stages of radio frequency amplification, rectification and one stage of audio-frequency amplification are secured with but THREE TUBES. This receiver can be installed by anyone and operated successfully anywhere.

The construction of this instrument has been greatly simplified and yet is mechanically perfect. It has not been necessary to combine cheap materials to offer it at such a low price.

The Ultra-Marvel is a beautiful instrument with EVERYTHING INCLOSED in a handsome cabinet. By far the most efficient Radio Set ever produced for less than \$150. If your dealer cannot supply you write direct to

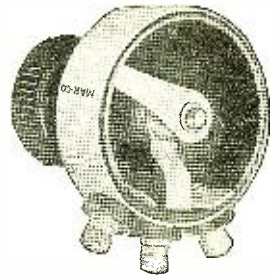
INDUSTRIAL RADIO SERVICE

Newton and Rust Aves.

Saginaw, Mich.

**Send
for
Booklet**

ARMORCLAD FOR YOUR PROTECTION



On the regulation of grid and plate circuit voltage depends the operation of a vacuum tube as detector, radio or audio frequency amplifier. This regulation is critical for greatest efficiency and for best results should be obtained while the tube is in operation through the use of a voltage regulator or potentiometer.

The Mar-Co 600 Ohm Armorclad Potentiometer

is altogether reliable for the purpose. It has a nichrome resistance unit so tightly wound that the turns cannot move under the action of the contact arm. Panel mounting requires only one drilled hole and the instrument is furnished with Bakelite Knob and Pointer and handsome polished nickel finish.

List Price \$2.00

MARTIN-COPELAND COMPANY
Providence, R. I., U. S. A.

MONEY SAVING SPECIALS
Brandes Headsets \$4.95. Baldwin Headsets Type C \$8.65. Baldwin Single Type C \$4.45. Nuroc Headsets \$3.45. 11 Plate Vernier Condenser Bakelite ends \$2.25. 17 Plate \$2.40. 23 Plate \$2.40. 43 Plate \$3.00. All American Transformers \$3.75. Acme Transformers \$3.75. Single Jacks 35c. Double Jacks 45c. Plugs 40c. Mounted Crystal Detectors 27c. Super Crystal with House of David Catwhisker 50c.
Send full amount with order including enough to cover postage. Send for complete Bargain List.
REX RADIO SUPPLY HOUSE
5505 Fourth Avenue Brooklyn, New York.

CARTER PORTABLE JACK \$1.50
An extension cord Jack that will accommodate any plug. Write for catalog.
Carter Radio Co.
207 S. State St. CHICAGO

"and you want to look out for these corporation attorneys, Choate. They eat young fellows like you alive." He turned his back on the young lawyer and faced Audrian. "Goodnight," he said to her, endeavoring to put a caress in his words, "I must be going, dear. Sorry I'm not interested in radio."

When the door closed behind Whitley, Audrian followed Kenneth into the little back bedroom where Joe was busily engaged constructing his new radio receiver.

"Having a deuce of a time with this condenser, Ken," Joe said. "I can't seem to get the plates lined up properly, but you just wait until I get this set hooked up! Gee! I'll bet everything will come in like a million dollars!"

"You bet I will, Joe," agreed Choate. "I'm anxious to see it in operation. When will you be ready for the batteries and the tube?"

"About Friday morning. My rheostat, variocoupler and socket are finished. When I get this dog-gone condenser to working satisfactorily I'll be ready to put the whole thing together."

"I'll be up Friday with the batteries and the tube," Kenneth promised.

"I—don't believe I'll be able to pay for them just now," Audrian put in regretfully.

"I don't want you to," said Kenneth Choate. "This is going to be my treat." He silenced the protests of Joe and Audrian with a wave of his hand. "Don't I come up here and enjoy the programs?" he asked. "I get as big a kick out of your radio as you do yourself, Joe. I guess you can permit me to have a little financial interest in the proposition. Anyway, I'm going to get a nice healthy fee tomorrow. I won the case of Brawley and secured an injunction against the Whitley Corporation. What's more I'm going to lick Whitley to a standstill this time."

"Hope you do," cheered Joe and he chuckled as he bent one of his aluminum condenser plates with a pair of pliers.

Audrian rose stiffly. "I don't see why you both take such great delight in anticipating unpleasantness for the man I am going to marry," she said with a defiant toss of her fair head.

"God!" gasped Kenneth Choate, and all color seemed to rush from his face at her words, "you—you aren't going to marry Whitley, are you Audrian?" he cried.

"Yes," she answered, "I certainly am. Friday afternoon at three he is going to call for me. We are going to motor to Santa Ana and be married there. Then we are going on down to San Diego. We'll spend our honeymoon in Coronado."

She turned to leave the room, then she flung back at them: "I now know where you got your incorrect information about Mr. Whitley, Joe. Well, while I'm away you two old maids can sit here together and have a regular old-fashioned gossiping bee." And with another defiant toss of her golden mass of hair she swept majestically from the room.

"My gosh!" ejaculated Joe.

"Lord!" exclaimed Kenneth Choate. For a long while the two unhappy men sat staring miserably at the cheap carpet that covered the floor of Joe's little bedroom.

Finally Kenneth broke the silence. "We've got to do something to stop this foolishness," he said.

"Sure," agreed Joe, "but what can we do? You know Audrian. She's as stubborn as they make 'em. I've tried to tell her about Whitley. She won't listen to me. She thinks he's about twenty-four karat. Then—" Joe's voice quivered—"then there's me, Ken. Whitley has money—lots of it. Audrian thinks he'll take good care of me if she marries him." He buried his pale face

"BUILD YOUR OWN" WITH "RASCO" PARTS!


Buy from the Oldest and Original Exclusive Radio Parts House in the United States

We pay all transportation charges in U. S. ALL GOODS SENT PREPAID IN 24 HOURS


Order direct from this page.

NOTE NEW PRICE REDUCTIONS THIS MONTH


Money refunded if goods do not satisfy




<p>Rheostats and Potentiometers Come with metal dials and composition knob. Excellent merchandise despite low price.</p> <p>J4210 6 ohm Rheostat \$.27 J4211 30 ohm Rheostat .30 J4212 200 ohm Potentiometer .45</p>	<p>Molded Dials Only very best grades handled. Bushings absolutely true. Dials cannot wobble. Letters inlaid in fast white enamel. All dials for 1/4" shaft.</p> <p>J3074 Dial 2" .20 J3075 Dial 3" .25 J3076 Dial 4" .40</p>	<p>Tapped "B" Batteries We positively guarantee these batteries to be of long life. We carry only fresh stocks.</p> <p>J2250 Small 2 1/2 V. \$.85 J2251 Medium Navy size, 2 1/2 volt .120 J4500 Large size, 45 volt .230</p>	<p>Panel Mounting Condensers Positively no better condenser on the market. Shafts 1/4". Save from 40 to 60% by assembling condenser yourself.</p> <p>J1111 11 plate . . . \$1.10 J1212 21 plate . . . 1.22 J4543 43 plate . . . 1.33</p>	<p>"Rasco" Bezels Finest Bezel on the market. Bezel comes entirely nickel plated. Can be used on 1/2" or 3-16" panel.</p> <p>J1700 Rasco bezel 1" \$.15 J1701 Bezel 1 1/2" .20</p>	<p>Rasco 180° Variocoupler Silk wire wound on bakelite tubes. Six taps. Wave length 150 to 300 meters. For panel mounting. 1/4" shaft. Your money refunded if it is not all we claim.</p> <p>J3100 Variocoupler pre-paid . . . \$1.50</p>	<p>Diectryte Panels Highest dielectric strength as per Bureau of Standards.</p> <p>J7100 7x10x3-16" . . \$.90 J7120 7x12x3-16" . . 1.05 J7140 7x14x3-16" . . 1.20 J7180 7x18x3-16" . . 1.60 J7210 7x21x3-16" . . 1.85 J7240 7x24x3-16" . . 2.10</p>
--	--	--	---	--	--	---



<p>Binding Posts 1030 Small size, 1/2" high, nickel finish, each . . \$.04 J124 Initialed Binding Posts: Antenna, B Bat., A Bat., -; B Bat., -; A Bat., -; Ground; and Phone; each12 J45 Spring Posts, ea.14 J44 Spring Posts, ea.07</p>	<p>Double Phonadapter Fits all phonographs and will take any standard double head set, thus making your phonograph a loud talker. Made of cast metal, nickel plated and highly polished.</p> <p>J1320 Double Phonadapter \$.65</p>	<p>Cardboard Tubing Only seamless tubing made (I.—Inside Diameter. O. outside Diameter. L. length.)</p> <p>J6600 3" L. \$.30 J6601 3 1/2" L. \$.35 J6604 4" L. \$.45 J6605 5" L. \$.55 J6606 6" L. \$.65 J6607 7" L. \$.75 J6608 8" L. \$.85 J6609 9" L. \$.95 J6610 10" L. \$ 1.05 J6611 11" L. \$ 1.15 J6612 12" L. \$ 1.25 J6613 13" L. \$ 1.35 J6614 14" L. \$ 1.45 J6615 15" L. \$ 1.55 J6616 16" L. \$ 1.65 J6617 17" L. \$ 1.75 J6618 18" L. \$ 1.85 J6619 19" L. \$ 1.95 J6620 20" L. \$ 2.05</p>	<p>Wood Cabinets Highest grade mahogany cabinets made. Top is hinged. Made of 1/2" stock.</p> <p>J714 Panel, 7x11" . . \$3.35 J718 Panel, 7x18" . . 3.60 J724 Panel, 7x21" . . 4.40 J710 Panel, 7x10" . . 2.60 J712 Panel, 7x12" . . 3.00 J721 Panel, 7x21" . . 3.90</p>	<p>Phonadapter Will fit any phone. Make your phonograph a loud talker. Fits all phonographs. Made entirely of pure soft rubber with brass tube insert.</p> <p>J1310 Phonadapter . . \$.40</p>	<p>Melotone Loud Speaker Best popular loud speaker. Fibre horn, heavy metal base, five foot cord, Nickel goose neck. Greatest tuned (adjustable) talker. Horn length 11 1/2", bell 6 5/8", total height 9".</p> <p>J255 Melotone Speaker \$4.90</p>	<p>Loop Aerial Made entirely of well seasoned hard wood. Complete with all parts and base. Total height of loop 36". Can be put together by anyone in less than 5 minutes.</p> <p>J2600 Two ft. loop aerial, complete \$1.15</p>
--	--	--	---	---	--	---



<p>Silicon Steel Used practically in all audio-frequency transformers. Better than iron. Extremely soft. 3/8" wide and .007" thick.</p> <p>J4900 Silicon steel per foot \$.68</p>	<p>Spider Web Forms Fine forms to wind your spider webs. Made from hard, well seasoned fibre, 1-16" thick, center and side holes for wiring. Both 3" diameter.</p> <p>J3200 Spider form, \$.25 J3201 Spider form \$.25</p>	<p>J1375 Universal Bearing To hold rotors. Length of bearing 2 3/4", shaft of bearing 3/4" long. Thread 3/8" long. Each \$.25</p> <p>J1550 Sockettes. Four of these take one vacuum tube. Grasp tube firmly. Best by test. Set of 4 \$ 2.50</p>	<p>Brass Strip and Tubing Brass strip 1/2" wide; 1-16" thick; 6" long.</p> <p>J1430 Per length . . \$1.10 J1431 Brass tubing, dia. 1/4", 6" long; length \$.18 J1432 6" length only. \$.08 J8032 8-32" thread \$.06 J6032 6-32" thread . \$.08</p>	<p>Alcohol Blow Torches Best made. Give intense hot flame. Great for fine work.</p> <p>J8981 5" Torch . . . \$.85 J8982 3" Torch50 J4104 Rosin Core Solder. A non-corrosive solder with flux inside.</p> <p>J2525 length \$1.10</p>	<p>Skinderviken Button Famous Micro-Phone for Transmitters. Sold all over for \$1. This is the genuine article. No imitation. Smallest and most sensitive microphone made.</p> <p>J5955 Microphone . . \$.75</p>	<p>"Rasco" Switch Points Nickel and polished.</p> <p>J301 1/2" x 1/4", 6/32" . . \$.18 J304 3/4" dia., 3/8" thick, 3/32" doz1.18 J305 1/2" dia., 3/16" thick, 4/36" doz.1.18 J375 3/8" long, 4/36" with nut, doz1.18</p>
---	---	--	---	---	--	--



<p>FREE The big "Rasco" catalogue. Contains all Armstrong circuits. Every up-to-date vacuum tube hook-up. Greatest little book printed. Free upon receipt of postal.</p>	<p>The Radiogem The simplest radio outfit made. Includes all parts for tuning coil, tapped switch, crystal, catwhisker.</p> <p>J5353 Radiogem, no aerial or phone \$.75 J5354 Radiogem, with 1000 ohm phone and 3 ft. cord \$3.75</p>	<p>Throw Switches Mounted on composition block. Small enough for all radio purposes.</p> <p>J4100 Single pole . . \$.25 J4101 Double Throw Single Pole \$.35</p>	<p>Bakelite 180° Coupler De Luxe Style Tubes of natural color bakelite, wound with green silk. Aluminum bracket, 1/2" shaft. Primary 13 taps. 180 to 550 meters.</p> <p>J3150 Coupler . . . \$2.45</p>	<p>(Adjustable) Loud-Speaker Phone Has rubber gasket underneath diaphragm, making phone fully adjustable. Gives amazing results as loud-talker on 1 and 2 stages of amplification.</p> <p>J2525 Speaker with 5 ft. cord \$3.70</p>	<p>Soft Rubber Ear Cap At last! Ear caps that will relieve headaches, earaches, and undue pressure on the ears. Fit all receivers.</p> <p>J3500 Ear caps; pair \$.50</p>	<p>Series Parallel Switch Quick change from one circuit to another. Black composition knob, nickel plated fittings. Blade radius 1 1/2".</p> <p>J2950 Series parallel switch \$.25</p>
---	---	---	---	---	--	--

Short Wave Regenerative Receiver

1—J710 Mahogany Cabinet 7"x10" \$2.60
1—J7100 Diectryte Panel 7"x10"80
1—J3150 DeLuxe Variocoupler 2.45
1—J4343 43 Plate Condenser 1.60
2—J3075 3" Dials50
1—J200 Switch Lever25
1—Doz. J305 Switch Points . . .18

Reinartz Circuit

1—J710 Mahogany Cabinet 7"x10" \$2.60
1—J7100 Diectryte Panel 7"x10"80
1—J2660 Reinartz Inductance (225 to 600 meters) 1.90
1—J4311 30 ohm Rheostat . .65
2—J121 21 Plate Variable Condensers 2.50
1—J5059 Grid Leak Condenser30
8—J201 Rasco Binding Posts .80
2 Doz. J305 Switch Points . .36

Our Price \$12.00

2 Stage Amplifier

1—J710 Mahogany Cabinet . . \$2.60
1—J7100 Diectryte Panel . . .90
2—J1100 A.F. Transformers. 4.00
2—J1000 Double Circuit Jacks 1.30
1—J1003 Rasco Plug55
2—J5010 Tube Socketts70
2—J4311 30 ohm Rheostats . .1.30
10—J6063 Post Name Plates .30
10—J201 Rasco Binding Posts 1.00
30 Ft.—J6400 Bus Bar Wire .75
Blue Prints and directions . .50

Our Price \$14.25

2 Stage Amplifier

1—J710 Mahogany Cabinet . . \$2.60
1—J7100 Diectryte Panel . . .90
2—J1100 A.F. Transformers. 4.00
2—J1000 Double Circuit Jacks 1.30
1—J1003 Rasco Plug55
2—J5010 Tube Socketts70
2—J4311 30 ohm Rheostats . .1.30
10—J6063 Post Name Plates .30
10—J201 Rasco Binding Posts 1.00
30 Ft.—J6400 Bus Bar Wire .75
Blue Prints and directions . .50

Our Price \$13.50

RADIO SPECIALTY CO., 98 Park Place, New York City

Factories: Brooklyn, N. Y. Elkridge, Md.

This advertisement copyright 1923 by R. S. Co., N. Y.

only \$7.50



Clear from the "Moon"

YOU want a Loud Speaker that will swell the sound volume of what your set brings in—without rasping, growling or harshness—so everybody can hear as agreeably as if all used head-phones. That's what you get with the



the most successful non-magnetic instrument

Two types, for single or double phone connections, same price. For use with your own phones. Heavy iron sound channels. Horn of heavy aluminum with beautiful black indestructible finish. Fifteen inches high. Hear it at your dealer's—if he isn't demonstrating the MOON, order direct from us on guarantee of satisfaction or refund.

DEALERS
Boosts by enthusiastic users give you a fine repeat business on the Moon. Write for our proposition.

Wilson Utensil Co.
Manufacturers ← Dayton, Ohio



MARKO "A" BATTERY
90 AMP. HRS.
IN RUBBERLITH CASE
Ornamental As Well As Efficient

The Rubberlith case is a composition case with a high gloss giving the appearance of ebony. It is moulded in one piece, including handles and cells—no jars to break—and is practically indestructible. A worthy addition to your set.

ALL SIZES, FROM 2 VOLT BATTERIES UP, CARRIED IN MAHOGANY FINISH CASES

DISTRIBUTED BY
MARKO STORAGE BATTERY CO., 210 West 54th St., New York, N. Y.
MARKO STORAGE BATTERY CO., 102 Jefferson Ave., Brooklyn, N. Y.
E. M. WILSON & SON, 11 Lafayette St., Newark, N. J.
ALBANY RADIO CORPORATION, 356 Broadway, Albany, N. Y.

Sold by Radio Supply Stores and all Marko Service Stations

MADE BY
MARKO STORAGE BATTERY CO.
1402 ATLANTIC AVENUE, BROOKLYN, N. Y.

Let Radio Experts Buy for You

This Service Is Free

Why hunt from store to store? Save time, trouble and money—a group of Radio Experts in New York will act as your personal representative, buy for you any standard make of radio equipment you want, from the smallest part to a complete set, either assembled or unassembled, and deliver it to you prepaid—all for less than if you did your own buying. Satisfaction guaranteed. Advice on all radio problems—free to our clients. Write for plan.

PERSONAL SERVICE PURCHASING BUREAU
505 Fifth Ave., Desk 15, New York

HOW TO BUILD HAZELINES
50¢



Send 50 cents—now—for book telling how to construct a long distance receiver using the Neutrodyne circuit.

F. A. D. ANDREA, INC.
1581A Jerome Ave., N. Y. City

NEUTRODYNE CIRCUIT RECEIVER

in his white hands. "Oh, I wish I had my strength back," he sobbed.

Kenneth Choate gazed pityingly on the bowed head of his friend and placed a hand on Joe's shoulder.

"Never mind, Kid," he said, "your strength's returning all right. And what's more we'll find a way to open Audrian's eyes."

Suddenly Kenneth sprang to his feet. "I have it!" he almost shouted. Then he sat down again beside Joe and began to whisper to him. The faces of the two men brightened as the young attorney unfolded his plan to Audrian's brother.

Presently Kenneth rose and prepared to depart.

"Tomorrow is Thursday," said Joe. "I'll have the condenser completed by noon. If you will bring the batteries and the tube Friday morning I'll be ready to listen in by two o'clock in the afternoon."

"Good!" exclaimed Kenneth. "I'll have to do some tall hustling tonight. But we'll make it. And I want to be here when you try out this new set for the first time."

As he departed from the Waite apartment, Kenneth heard Joe whistling merrily. He began to smile broadly, but there was a serious light of determination in his fine grey eyes.

The young attorney hailed a taxicab in the street, gave the driver a street name and number and was whisked away to an apartment house in the eastern section of Hollywood. He entered the building hurriedly, climbed two flights of stairs and knocked with bare knuckles on the mahogany panel of a broad door. There came the sound of rustling silk from within. The door swung open a few inches. A heavy scent of perfume assailed the nostrils of Kenneth. He gazed politely at the kimono-clad figure of the girl who stood before him. "Miss Le Clair?" he asked.

"Yes," she answered, in a rather rasping, high-pitched voice, "what is it you want?"

Kenneth gave her his name and some information concerning his mission. He was admitted to the luxuriously furnished apartment. A few moments later he was gazing into the face of a girl who had once been very beautiful, but upon whose lovely features the stamps of time and experience had left ugly marks. The young attorney was talking very earnestly to the girl, pleading.

Friday morning Audrian rose with the sun. Today was to be her wedding day and she sprang from her bed with a queer feeling of uncertainty gripping her heart. She bathed, dressed her hair carefully and donned the best and only traveling suit she possessed. There were circles of weariness beneath her violet eyes. She had not slept well. She was nervous and excited. All night she had been thinking of Joe and of his frank manner of expressing his dislike for Tom Whitley. And she had recalled Kenneth Choate's exclamation following her announcement that she intended to marry Whitley. Somehow, that exclamation had bothered her ever since its utterance.

Joe was dressed and working feverishly on his radio outfit when Audrian went out to prepare breakfast. He looked up at her as she entered the room.

"I suppose I ought to congratulate you, Sis," he said. "Today is your wedding day."

Suddenly Audrian found herself on her knees before Joe with her face buried in his lap. She cried bitterly. Joe caressed her hair with his thin fingers.

After her outburst Audrian rose, washed her eyes with cold water and prepared the morning meal.

The day promised to be beautiful. There was a hint of spring in the air and the illusive odor of orange blossoms. Somewhere in the neighborhood a mocking-bird was

WE WANT AGENTS

IN EVERY COMMUNITY IN NORTH AMERICA

TO SELL RADIO SETS AND SUPPLIES

To Them We Offer Standard High Grade, Well Advertised Merchandise That Will Allow for a Handsome Profit When Sold to Friends in Their Neighborhood. Below is a Partial List of the Many Values We Offer:

	List Price	Agent's Price	Agent's Profit		List Price	Agent's Price	Agent's Profit
Tubes, U.V.199, U.V.201A, W.D.11, W.D.12	\$ 6.50	\$ 5.45	\$ 1.05	Formica Panels			
Tubes, French Detector and U.V.200	5.00	4.20	.80	6"x7"x3-16"	.84	.72	.12
Tubes, French Amplifier	5.00	4.20	.80	7"x9"x3-16"	1.26	1.06	.20
Tubes, DeForest D.V.6	6.00	4.85	1.05	7"x12"x3-16"	1.68	1.43	.25
6, 20, 30 and 40 Ohm Plain Howard Rheostats	1.10	1.05	.05	6"x14"x3-16"	1.68	1.43	.25
6, 20, 30 and 40 Ohm Vernier Howard Rheostats	1.50	1.20	.30	7"x14"x3-16"	1.96	1.66	.30
Howard Multiterminal Plug	2.00	1.65	.35	7"x18"x3-16"	2.52	2.14	.38
Howard Inductance Switch	.50	.40	.10	6"x21"x3-16"	2.52	2.14	.38
Carter Vernier Rheostats 6 ohm	1.50	1.20	.30	7"x21"x3-16"	2.94	2.50	.44
Carter Vernier Rheostats 20 and 30 ohms	1.75	1.40	.35	7"x24"x3-16"	3.36	2.85	.51
Carter Inductance Switch	1.00	.80	.20	12"x14"x3-16"	3.36	2.85	.51
Carter Inductance Switch	2.00	1.60	.40	12"x21"x3-16"	5.04	4.29	.75
H.K. 15 pt. Inductance Switch	2.00	1.60	.40	Cabinet Mahogany Finished			
Madera Clear Speakers (Diecast Wood) Equipped with Baldwin Units	15.00	11.75	3.25	6"x7"	2.50	2.00	.50
Seaman Acoustical Fibre Horn	16.00	12.25	3.75	7"x9"	3.15	2.60	.55
Waveland Concert Receiver (unassembled)	20.00	17.00	3.00	7"x12"	3.50	2.90	.60
Waveland Two Stage Amplifier (wired)	20.00	17.00	3.00	6"x14"	3.30	2.90	.40
Accessories for Concert Receiver	18.00	15.60	2.40	7"x14"	3.60	3.05	.55
Accessories for Concert Amplifier	29.00	24.90	4.10	7"x18"	4.15	3.20	.95
Crosley Model XJ Receiver	65.00	55.75	9.25	6"x21"	3.90	3.10	.80
Crosley Model XJ Complete with accessories	127.00	107.95	19.05	7"x21"	4.20	3.45	.75
Ace Type V Receiver	20.00	17.00	3.00	7"x24"	5.50	4.45	1.05
Ace Two Step Amplifier	20.00	17.00	3.00	12"x14"	5.10	4.15	.95
Ace Type 3-B Det. and Two Stage Amp. Combined	50.00	42.50	7.50	12"x21"	6.00	5.10	.90
Ace 3-C Console Model	125.00	106.25	18.75	Waveland Loop Antenna	10.00	7.80	2.20
Grebe CR5	80.00	68.00	12.00	WorkRite Variocoupler 180 degrees	3.50	2.40	1.10
Grebe CR9	130.00	110.50	19.50	WorkRite Variometer	3.50	2.40	1.10
Grebe CR12	175.00	150.00	25.00	National Variocoupler 180 degrees	4.25	2.95	1.30
Waveland Superior "B" Batteries	1.40	1.05	.35	National Variometer	4.50	3.10	1.40
Waveland Small Tap 22 1/2 V	1.70	1.38	.32	Bremer Tully Vernier Tuning Unit	5.00	3.85	1.15
Waveland Medium Six Tap 22 1/2 V	2.25	1.85	.40	National Audio Frequency Transformer 6:1 Ratio	4.50	2.70	.80
Waveland Large Six Tap 22 1/2 V	3.85	3.15	.70	National Audio Frequency Transformer 3 1/2:1 Ratio	4.00	2.50	1.50
Waveland Large Six Tap 45V	.60	.48	.12	All American Audio Frequency Transformer 10:1 Ratio	4.75	3.85	.90
Waveland "C" Battery Unit				All American Audio Frequency Transformer 5:1 Ratio	4.75	3.85	.90
Eveready Drycell "A" Batteries				All American Audio Frequency Transformer 5:1 Ratio	4.50	3.65	.85
Eveready Single Unit 1 1/2 Volt	1.00	.80	.20	National Radio Frequency Transformer	3.00	2.15	.85
Eveready Two Unit 1 1/2 Volt	2.00	1.60	.40	Tri Coil Radio Frequency Transformer	2.00	1.60	.40
Eveready Four Unit 1 1/2 Volt	12.00	9.75	2.25	Carter Telephone Jacks			
Genuine Baldwin Head Sets	6.00	4.80	1.20	One Spring; Open Circuit No. 101	.70	.55	.15
American Elec. Co., Victrol Head Sets	5.00	4.00	1.00	Two Springs; One Break Contact Closed Circuit No. 102	.80	.65	.15
Trimmm Dependable Head Sets	6.00	4.80	1.20	Three Springs; One Local Make Contact, Single Filament Control No. 103	.90	.75	.15
Trimmm Professional Head Sets	6.00	4.80	1.20	National Audio Frequency Transformer 6:1 Ratio	4.50	2.70	.80
Frost No. 161 Head Set	5.00	4.00	1.00	Carter Plug, Takes Two Pair Phones	1.00	.80	.20
Frost No. 162 Head Set	5.00	4.00	1.00	American Plug, Takes Two Pair Phones	.75	.55	.15
Frost No. 172 Head Set	6.00	4.80	1.20	Lefax Radio Handbook	5.00	3.75	1.25
Genuine Baldwin Loud Speaker Unit	6.00	5.00	1.00	Antenna Wire, 7 Strand No. 22, Per 100 Ft.	.90	.70	.20
American Elec. Co. (Burns Speaker Unit) (Adjustable Diaphragm)	10.00	7.90	2.10	Ground Wire No. 14 Insulated, Per 100 Ft.	1.50	1.22	.28
Walmart Variable Condensers				Antenna Insulators, Each	1.00	.07	.93
Mfd.				Waveland Lightning Arrester	1.50	1.05	.45
Plate Capacity				Jewell Lightning Arrester	1.10	.90	.20
3 .00006	Plain \$1.25	Vernier 1.00	Vernier .25	Little Joe Lightning Arrester	1.25	1.00	.25
5 .00010	1.50	1.20	.30	Walmart Comp. Engraved Binding Posts	.10	.07	.03
13 .00025	2.00	1.60	.40	(Ant. Grd. Tel. "B" Bat. - "B" Bat. - "A" Bat. - "A" Bat. - Plain)			
23 .0005	2.75	4.50	3.25	Rosin Core Solder per 18 in. Length	.10	.08	.04
43 .001	3.00	5.50	2.40	Spaghetti (Varnished Tubing) 4 ft. Lengths	.25	.20	.05
Bakelite Dial 3-inch Dial, Furnished on all Vernier Type Condensers.				Tinned Copper Wire No. 14 Per Foot	.01 1/2	.01	.1/2
Waveland Bakelite 3-inch Dial (1/4 in. Shaft)	.35	.25	.10	Ultra Audion Spiderweb Coils	2.00	1.60	.40
Walmart Variable Grid Resistance	1.00	.80	.20	Reinartz Spiderweb Coils	2.50	2.00	.50
Walmart Variable Grid Resistance with .00025 Mfd. Condenser	1.25	1.00	.25	Belden Double Cotton Covered Wire No. 18 per 1/2 lb.	.45	.40	.05
Walmart Standard Tube Socket Metal	.50	.40	.10	Belden Double Cotton Covered Wire No. 20 per 1/2 lb.	.55	.48	.07
Walmart U.V.199 Tube Socket Metal	.50	.40	.10	Belden Double Cotton Covered Wire No. 22 per 1/2 lb.	.70	.60	.10
Na-alcid Bakelite Mount Sockets				Belden Double Cotton Covered Wire No. 24 per 1/2 lb.	.75	.65	.10
DeLuxe No. 400 (Standard base)	.75	.60	.15	Belden Double Cotton Covered Wire No. 26 per 1/2 lb.	.90	.80	.10
Small Space No. 401 (Standard base)	.35	.27	.08	Belden Double Cotton Covered Wire No. 28 per 1/2 lb.	1.10	.95	.15
W.D.11 No. 411 (W.D.11 base)	.75	.60	.15	Belden Double Cotton Covered Wire No. 30 per 1/2 lb.	1.40	1.20	.20
Special No. 499 (U.V.199 and C299 base)	.50	.40	.10	Belden 37 Strand No. 38 Litz Wire, 100 Ft. Coil	2.00	1.50	.50
Two-in-one No. 450 (Standard & W.D.11 base)	.50	.40	.10	Tungar Battery Charger, 2 Ampere Outfit	18.00	15.30	2.70
U.V.199 Adapter No. 429	.75	.60	.15	Waveland Battery Charger, 2 Ampere Outfit (Using Tungar Bulb)	16.00	13.60	2.40
				R.W. Crystal Detector (Self Adjusting)	1.50	1.20	.30
				R.W. Crystal Receiving Set	12.50	9.50	3.00
				WorkRite Neutrodyn Kit (Consists of 3 Neutroformers and 2 Neutrodons)	17.50	14.00	3.50

TO BECOME AN AGENT FOR US YOU MUST DO THREE THINGS:

- 1st. Be the first to apply from your community.
- 2nd. Send us with your application an order from this page amounting to not less than \$20.00. If you wish we will
- 3rd. Maintain the list price when selling.

We Reserve the Right to Limit the Area of Your Territory and the Right to Allot it to Someone Else, Without Notice to You, Should the Volume of Your Sales Not Merit it.

THIS OFFER WILL BE CLOSED IN 30 DAYS.

ACT NOW—BE THE FIRST TO WRITE IN FROM YOUR TERRITORY—ACT NOW

All Shipments F.O.B. Chicago

WAVELAND RADIO COMPANY

INCORPORATED


1027 North State Street Chicago, Illinois



CONTINENTAL

"New York's Leading Radio House"

CROSLEY-XJ



New Broadcast Receiver

**Better—
Costs Less**
Crosley Products meets the demand of every Radio user both in cost and quality.

This set consists of one stage of tuned radio frequency amplification, detector, and two stages of audio frequency amplification.

This set is very similar to the well known Crosley Model X. It is equipped with new parts including the new Crosley Condensers having moulded plates, mould composition sockets, and new Miltistats in moulded cups.

A good set at a popular price means quick turnover.

2070-Q

CONTINENTAL RADIO and ELECTRIC CORPORATION
SIX and FIFTEEN WARREN STREET, NEW YORK, U. S.

Pick Up More Stations!

Receive from broadcasting stations, far and near, that you never could pick up before. Greatly extend your range of reception. Tune in far more easily. Improve the clearness and efficiency of your receiving set and bring it up-to-date! Get this new, revolutionary invention—

THE BROCKWAY VARIABLE CONDENSER

These Exclusive Features Give Big Advantages:

Has only two plates, of thin spring bronze, separated by mica dielectric. Plates are scientifically formed to properly control the capacity curve. (Patent Pending.) Does away with bulky multiple plates, thus eliminating high resistance and moving contacts, reducing radio frequency and dielectric losses.



PRICE \$3.50

Saves space behind panel. Beautiful bakelite dial and base, with plates between, mount entirely on front. Easier adjusted than a vernier. Two revolutions of dial (720 degrees movement) allow wide range for fine adjustment, giving easy, accurate tuning, more stations and longer distance reception.

Gives higher efficiency in *Radio Frequency, Reflex, Neutrodyne* and *Other Critical Circuits*. Improves any circuit requiring 11 to 43 plate condenser. If your dealer hasn't the Brockway in stock, ask him to order for you. Or we will send one postpaid on receipt of price with dealer's name and address.

BROCKWAY LABORATORIES COMPANY, Toledo Factories Bldg., Toledo, Ohio

☸ RADIO ☸

Complete Stock—Both Sets and Parts—
All Makes

ROSE RADIO SUPPLY

129 Camp Street New Orleans, La.
Send 10c for latest catalog

Operate your radio from your
lamp socket with a

Gould Unipower Battery

For complete information address

GOULD STORAGE BATTERY CO.,

30 East 42nd Street, New York

sending out a trilling call to its mate. Audrian began to absorb some of the spirit of the day.

"Won't it be fine when we have a home of our own again, Joe?" she asked. "There'll be a garden and a tennis court and a fine garage. And there'll be a radio room for you, Joe."

"Um!" grunted Joe as he tackled his eggs with a ferocity that belied a sick man. "Ken's building the swellest little bungalow out in the Beverly Hills. It's up high. Wonderful place for an aerial."

Audrian's cup of coffee stopped halfway on the journey to her fair lips.

"Tom is going to build us a fine home in the Wilshire District," she said.

"Um!" grunted Joe again, this time without enthusiasm. "What time are you leaving for Santa Ana, Sis?"

"Tom will call for me at three."

There came a knock on the door.

"Come in!" called Joe.

"Can't," answered Kenneth Choate. "I have my arms full."

Audrian opened the door and in staggered Kenneth with his arms crowded with packages. He set them down on convenient chairs.

"There's the stuff you need, Joe," he said, "two 'B' batteries, a six-volt wet-cell and several tubes. In case one tube burns out you'll always have another on hand."

"You're good to—to Joe," murmured Audrian.

"Sure. Why shouldn't I be? I like him. And his sister! Say, Audrian, I want to wish you all the happiness in the world."

Something seemed to tighten around Audrian's throat like a band of steel as she gazed into Kenneth Choate's eyes and found therein a look of tenderness which seemed to be tinged with utter dismay.

"I'm going out to select a wedding gift now," Kenneth told them, "but I'll be back to listen in on the new radio set at two."

All during the morning hours Audrian was busy packing her suit-cases and doing the thousand and one little things a woman does on her wedding day. The hours passed swiftly. She prepared lunch at noon, but Joe refused to leave his radio set long enough to eat.

At one o'clock Kenneth returned. This time he brought another armful of packages. In one, there was a large black horn which could be connected to Joe's radio set and which would abolish the necessity of listening with the headphones. In another, there was a box which Kenneth exultantly declared was a two-step amplifier.

"You pick up the music with your set," he told Joe, "and this amplifier will bring the sound out through the horn with such volume that it can be heard all over the house."

"It must have cost a lot of money!" Audrian exclaimed.

"It's worth it, if it does the work," Kenneth assured her, earnestly.

And then he pulled forth a small package from a side pocket of his coat and handed it to Audrian.

"Your wedding gift from me," he said.

Audrian opened the box with trembling fingers. When her gaze fell upon the beautiful pendant which lay curled on the soft blue velvet of the container, she turned to Kenneth with sparkling eyes.

"You're a—a dear!" she said softly and again she was overcome by a flood of tears.

Joe put an arm around her. "Come on, Sis," he commanded, "let's tune in and see what we can get with the new radio outfit."

The three of them filed into Joe's little room. Kenneth and Joe sat close to the table on which the radio receiving apparatus stood while Audrian reclined on the bed and

gazed, fascinated, into the bell of the big black horn which faced her.

Presently the sound of music came filtering into the room. As Joe made an adjustment here and another there on the panels of the detector and amplifier, the volume grew greater and greater until the whole room was flooded with a roar of melody.

"Isn't that wonderful!" Audrian cried. She sat erect and stared with new interest at the black mouth of the horn.

Suddenly the music stopped. The sound of a voice came roaring into the room. "This is KFI, the Radio Central Station of Earle C. Anthony, Incorporated, located at Eleventh and Hope Streets, Los Angeles, California. The next number on our program this afternoon will be rendered by the Packard Twin-Six Orchestra. The selection is entitled 'Peggy Dear.'"

In a moment the air was filled with a rush of melody.

Kenneth Choate's eyes were gleaming. He glanced at his watch. It was one minute of two o'clock.

"Tune in on the Catalina wave-length," he told Joe.

Audrian was interested. "What do you mean by Catalina, is there a broadcasting station there?"

Joe explained: "All telephone communications which take place between Catalina and the mainland are broadcast. For instance: If you desire to converse with some one in Catalina from here, you call Long Distance and are connected with the broadcasting station at Long Beach. The party to whom you are going to talk is connected by wire to the broadcasting station at Avalon. Your voice is picked up over the wire, sent through the broadcasting set, received at Avalon and sent over the wire to your party. The same thing applies to the other end."

"Heavens!" exclaimed Audrian, "isn't that wonderful! Then anyone who has a radio outfit can hear all the conversations that take place between Catalina and the mainland?"

"Sure," said Joe, "they can if their receiver is sensitive and efficient enough."

With a trembling hand, Joe turned a black knob and the sound of the music disappeared instantly. Joe made several adjustments of dials and presently a voice came ringing through the horn.

"Here's your party," said the voice.

"That is the Catalina Central!" Joe cried.

"Sh-h!" warned Kenneth.

"Go ahead," said Central.

"Hello!" came a rather high-pitched feminine voice.

"Hello!" answered a masculine one which sounded strangely familiar to Audrian and which caused her to sit suddenly erect on the bed.

"Is this you, Tom?" queried the feminine voice.

"Yes. Tom Whitley. Who is calling?"

"This is Dorothy. Tom."

"Dorothy—Dorothy—"

"Yes. Dorothy Le Clair."

"Oh!" exclaimed Tom Whitley. Then he laughed and the harsh tones of his voice rang in the ears of his listeners with a distinctness that gained the color from Audrian Waite's face. "I thought you were off me for life," he went on.

"No, Tom," the feminine voice answered, "I couldn't be that. I have longed for you, hoped you would look me up. I couldn't stand it another day. I just had to call you up. Don't you care—a little bit?"

There was a moment of silence, then Tom Whitley's voice rang through the radio horn toward which Audrian was straining.

"Sure I care, girlie. But you were beginning to get mean about things. I'm a good sport, but I'm not a—marrying man. What do you want?"

No Matter What Your Vocation



Whether Professional Man
Business Man or Daily Worker

A Thorough Training In CHEMISTRY Will Help You To Get Ahead

TO be successful today is to know Chemistry! Every line of business, every branch of industry depends upon Chemistry in some form. You may not realize it, but your own proficiency in whatever work you are doing would be increased by a knowledge of Chemistry. In many lines such knowledge is absolutely essential. In others it is a guarantee of promotion and more money.

The keen competition that exists in every commercial activity today requires that a man know all there is to know about his vocation. If you have something to sell—no matter what—Chemistry enters into its make-up. The salesman who knows the chemical composition of his article can talk about it more intelligently than the one who lacks this information, and his sales are proportionately larger. In the building trades Chemistry is of prime importance. The mason, electrician or painter who knows something about Chemistry can do better work and command more money than the one who does not. Through Chemistry a shop-keeper learns how to attract the most trade, and even in clerical positions one can capitalize his chemical skill.

Chemistry should be as much a part of your mental equipment as the ability to calculate or to write correct English. The world is paying a thousandfold more for ideas than for actual labor. The big rewards go to the man who can show how to turn out a little better product at a little lower cost. And Chemistry will give you the ideas that will save money for yourself or your firm in the very fundamentals of your business. There is nothing remarkable about this; it is going on every day. If you have not heard of it before, it is because the general public has been slow to recognize the tremendous value of chemical training. People have been content to leave Chemistry in the hands of a few trained chemists who could not possibly develop the subject to anywhere near its greatest extent.

Now we are on the eve of a great awakening. Our heritage from the World War has been an intense development of the chemical industries in the United States and a tremendous interest in all the applications of Chemistry. People are taking up the subject merely for the good it will do them in their own line of business.

It is no longer necessary to enter college in order to learn this fascinating science. Our Home Study Course trains you just as thoroughly, and with the same assurance of success, as those who took the longer way. And our methods are so simple that we can teach you no matter how little previous education you may have had. Many of our graduates now hold responsible positions or have materially increased their incomes from private enterprises as a result of taking our course. Hundreds of letters from students testifying to the benefits they have derived from our training are here for your inspection.

Remember that you do not need to study Chemistry with the idea of actually practicing as a chemist, although a great many of our students are taking our course with this object in view. If you want to know more about what Chemistry will do for you, if you want to know what our home study course offers, sign and mail the coupon today for FREE BOOK "Opportunities for Chemists."

**Chemical Institute
of New York, Inc.**

HOME EXTENSION DIVISION I

66-R West Broadway, New York City

**DR. T. O'CONOR SLOANE Will
Teach You Chemistry In
Your Own Home**

The Chemical Institute of New York, of which Dr. T. O'Connor Sloane is Educational Director, was founded to fill the need of ambitious, far-sighted men who realize and recognize the splendid future Chemistry offers them, but who cannot spare either the time or the money to attend college. Dr. Sloane, a foremost authority on Chemistry, will teach you and will give you any individual help you may require. He will personally go over your papers, correct them, point out your faults, teaching you in a practical and interesting way. No special education required other than the ability to read and write English. One student has characterized our lessons as "The course that takes the mystery out of Chemistry."

**Read What One of Our Recent
Graduates Reports**

"I thought I would let you know of my success. I finished your course about two months ago and now have a fine position as chemist at the DuPont Dye Works. I am getting along fine with my work and like it very much. It was through your course alone that I have been so successful. It is wonderful and I hope you have great success with it.

(Name and Address on request).

Easy Monthly Payments

You do not have to have even the small price of the course to start. You can pay for it in small monthly payments—so small that you won't feel them. The cost is very moderate, and includes everything, even the Laboratory Equipment—there are no extras to buy with our course. Our plan of monthly payments places a chemical education within the reach of everyone.

**Laboratory Equipment Given
To Every Student Without
Additional Charge**

We give to every student without additional charge his chemical equipment, including forty-two pieces of laboratory apparatus and supplies, and seventeen different chemicals and reagents. These comprise the apparatus and chemicals used for the experimental work of the course.

Special 30-Day Offer

For a short period we are making a special offer that will be worth your while to take advantage of. Write for particulars, using the coupon below or simply a postal card. This will not obligate you in the least. Do not wait until to-morrow. Send the coupon now while you think of it.

**Sign and Mail the Coupon for
FREE BOOK**

CHEMICAL INSTITUTE OF NEW YORK, Inc.
Home Extension Division I,
66-R—West Broadway, New York City.

Please send me at once without any obligation on my part, your Free Book "Opportunities for Chemists," and full particulars about the Laboratory Equipment furnished to every student. Also please tell me about your plan of payment and your special 30 day offer.

NAME

ADDRESS

CITY

STATE

RN.1-24

SUPER VALUES

Flewelling Circuit Complete

	List Price	OUR Price
7 x 9 Radion Panel	\$ 1.15	\$.90
23 Plate Var. Condensers	3.00	1.50
3 .006 Mica Condensers	3.00	2.00
C. R. L. Variable Grid Leak	1.85	1.30
Two Coil Honeycomb mount adjustable with Knobs	4.00	2.55
50 Turn Honeycomb Coil	1.54	1.00
75 Turn Honeycomb Coil (Mounted)	1.54	1.00
One Tube Socket	1.00	.40
Klosner Vernier Rheostat with Dial	1.50	1.00
One three inch Dial (Taper Knob)	1.00	.25
8 Binding Posts	.80	.40
Baseboard for Mounting	.75	.40
Complete Instructions for Assembly and Wiring	.50	.50
Regular Price	\$21.63	

OUR PRICE \$13²⁰

All the necessary screws, nuts and miscellaneous small parts which are necessary to complete the set are included in the above prices. Any part in either of these circuits may be purchased independently at the advertised cut prices.

Reinartz Circuit Complete

	List Price	OUR Price
Genuine Reinartz Coil endorsed by John L. Reinartz and bearing his signature. The only genuine coil for this circuit on the market. All others are imitations	\$ 2.50	\$ 2.00
One 7x10x3-16 Radion Panel	1.25	1.00
National Bakelite Socket	1.00	.40
Klosner Vernier Rheostat with Dial	1.50	1.00
Two 23 Plate Variable Condensers at \$3.00 each	6.00	3.60
Switch Points and Nuts	.80	.40
Six Switch Stop Points and Nuts	.40	.20
Freshman Grid Leak and Condenser	1.00	.65
Seven Binding Posts	.70	.35
25 Ft. Tined Bus Bar	.50	.30
3 Switch Levers with Knobs	.75	.35
One Baseboard for mounting	.75	.40
One Fixed Phone Condenser	.40	.25
One Single Jack	1.00	.25
Blue Prints with complete instructions for assembly and mounting	.50	.50
Regular Price	\$19.05	

OUR PRICE \$11⁰⁵

FADA-HAZELTINE NEUTRODYNE PARTS FOR 4 Tube Fada Model 160, GENUINE PARTS, Complete. List Price, \$64.00. OUR PRICE \$50¹⁵

ATLAS AMPLITONE LOUD SPEAKER List Price, \$25.00. OUR PRICE \$19⁵⁰

Price List	CONDENSERS	OUR Price
\$1.80	3 PLATE VERNIER	\$.90
5.00	23 PLATE VERNIER	2.50
5.50	43 PLATE VERNIER	2.75
3.00	23 PLATE PLAIN	1.50
2.80	43 PLATE PLAIN	1.90

List Price	AUDIO TRANSFORMERS	OUR Price
\$4.50	ALL AMERICAN, 3 to 1 Ratio	\$3.35
4.75	ALL AMERICAN, 5 to 1 Ratio	4.10
4.75	ALL AMERICAN, 10 to 1 Ratio	4.10
7.00	AMERTRAN	5.55
7.00	FEDERAL No. 65	5.55
3.25	STAR, 3 to 1 Ratio	2.70
3.75	STAR, 6 to 1 Ratio	2.35
5.50	JEFFERSON 6 to 1 Ratio	4.40
4.25	JEFFERSON 3.75 to 1 Ratio	3.40
7.00	JEFFERSON 3.1 to 1 Ratio	5.55

FREED-EISEMANN NEUTRODYNE MODEL N.R. 5 LIST PRICE \$150.00 RUSH YOUR ORDERS \$120.00

WE GIVE A 20% DISCOUNT On All Standard Radio Apparatus Not Listed Above

Write For Our Catalogue D.

ALL MAIL ORDERS SHIPPED PROMPTLY. SEND MONEY ORDER, INCLUDING POSTAGE. The RADIO MAIL ORDER HOUSE—Known for Low Prices.

HANES-ZENER

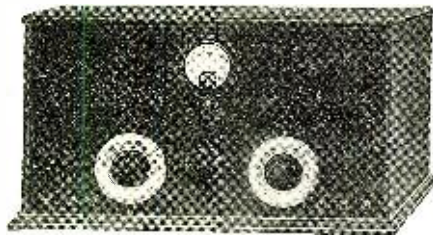
3 WEST 29TH STREET, NEW YORK CITY



Pat. Pend. Type LT-11, \$35.00

The Peak of Radio Perfection

The Secret is in the Patented Winding



Type LR-70, 3 Stages Radio, Detector. 3 Stage Audio Frequency Amplification.

Price \$175

The LOOP TUNER and the Nassau Broadcast Receiver

Eliminates Aerial and Ground with Clearer Reception. EXTREME SELECTIVITY with easy manipulation. FLEXIBILITY—4 to 7 tubes may be used at will. RANGE—DX stations on the Loud Speaker. SPECIAL WESTON VOLTMETER—Showing A and B Battery voltages. Contains all batteries for dry cell operation. Write for Circular "R."

NASSAU RADIO COMPANY, Inc.

60 Court Street

Brooklyn, N. Y., U. S. A.

"I'm calling from Catalina, Tom," replied Dorothy Le Clair. "I'm over here alone. I—I thought perhaps you'd like to join me. I have to get back on the lot next Tuesday. Starting a new picture. Won't you come over on the boat tomorrow? Please, Tom."

Audrian thought it was an eternity before Tom made his answer. In fact, Whitley only hesitated for the fraction of a minute. "Sure I'll come over, Dot. I'll take a 'plane this afternoon. But it will certainly change my plans some. I was going to be married this evening."

"Married! Really?" Again the harsh laughter of Tom Whitley filled the room in which three listeners were frowning into the yawning mouth of the radio horn.

"No," answered Tom, "not really. It is to be one of those convenient marriages. You know the kind."

"Yes," replied the girl in a low voice, "I know the kind. Ceremony performed by a friend."

"Sure. That's it. Your a wise little girl. Well, I'll call the other lady on the telephone and postpone the engagement temporarily."

"Good!" cried the voice of Dorothy Le Clair, "you do that little thing. Perhaps it will give the lady a chance a find out what a rotter you are before it's too late."

Once more there came the sound of Tom Whitley's harsh laughter.

Joe turned a dial on the receiving set. He did not look at Audrian. But Kenneth Choate did. And an expression of tenderness and pity swept over his face as he saw the hurt and the agony that were reflected in Audrian Waite's eyes as she rose unsteadily and left the room.

Kenneth followed her. And presently he was holding her tightly in his arms and she was crying softly on his shoulder.

"What a fool I've been," she whispered in Kenneth's coat, "what a big fool."

Pouring into them from the little back bedroom there came a flood of melody.

"This set sure does the work," called Joe, contentedly.

"It sure does," agreed Kenneth Choate. And then he lifted Audrian's face to his and pressed his lips to the warm, unresisting ones of the girl he loved.

The German Radio Compass for Shipboard

(Continued from page 885)

of the sound can be fixed more easily than its maximum, the latter procedure is followed, to find out the direction from which the wireless signals are coming.

In the way just described, the coast-stations ascertain, from where the signals come, which ship is sending. Thus they fix the two lines which cut in the position of the ship. After this they fix the base-line by which they are connected themselves. Thus a triangle is found of which three values are given: the base-line which connects the two coast-stations and the two angles formed by the lines leading to the ship. These three quantities are transmitted to the ship by wireless. As all values of a triangle can be found if three of them are known, they are able on board the ship to find out their exact position.

As can easily be understood, the proceeding is somewhat troublesome. It would simplify the matter a good deal, if the ship itself could receive signals from any two coast-stations. For this purpose the ship must be provided with a revolving loop aerial. The aerial is turned until the sig-

nals of a certain station are not heard any more, then by help of a compass-card attached to the aerial the position of the sending station is fixed. Thereupon the aerial is turned until a second coast station is no longer heard. Also in this case the line of direction is ascertained. Thus the angle is found, in the point of which the ship finds herself or by help of a map and the three lines mentioned above that are easily found on it, the triangle can be constructed, which is the basis of all the necessary calculations.

Though this proceeding is a simple and convenient one, its practical application brings about difficulties. To begin with, the iron mass of the ship sends out disturbing magnetic fields which influence the sensibility of the loop aerial. Corrections must be made with the aid of another ship. This second ship circles around the first one, on which the wireless bearing apparatus is installed. By comparison to a compass, the misleading action of the masses of iron is fixed from degree to degree of the compass card. Thus for each ship and each apparatus a table of deviation is found by which the corrections of the reading have to be taken. Further, the receiving aerial itself offers an electric field that causes disturbances and gives reason for mistakes. The Telefunken-Gesellschaft in Berlin has succeeded in correcting these mistakes by a special method. This method consists in supplying an additional receiving energy, compensating the disturbing influences of the electric field of the aerial. Moreover with the aid of the loop aerial it cannot be determined whether a sending station lies before or behind the ship or to her right or left. If two stations lie at an angle of 180 degrees to each other, the minimum is found always at the same position of the aerial. In order to determine whether the transmitting station is situated before or behind the ship, the aerial is provided with a certain amount of additional energy. By help of this additional energy, given to the aerial by a coupling system, it can be recognized whether the station finds itself before or after, on the port or on the starboard side of the ship.

A reliable bearing can only be found with a loop aerial, the axis of which is hanging strictly perpendicular. After a good deal of trouble there has been found a special type of cardanic suspension which gives excellent results. The arrangement of the wireless bearing-compass is a very practical one. The hand-wheel by which the aerial is turned is connected with a 360-degree scale. If the loop aerial stands in the right position, the direction of the sending station can be read off directly from the scale.

The trial trips with the new bearing apparatus, recently made, were satisfactory in all respects. It has been installed on the surveying ship *Panther* and showed an ex-

actness of measuring up to ± 0.7 degrees. No mistakes were recorded. The new wireless bearing-compass succeeded not only in fixing the position of the ship during the night, and in foggy weather, but also in finding out easily and with certainty other ships asking for help. Such a ship steamed ahead for 13 miles in the bay of Kiel, which was covered by a heavy fog, and gave wireless signals. The *Panther* searched for the ship. As she had to avoid other ships crossing her way, she had to find the old directions again after each meeting of that kind. The wireless receiver was installed inside the ship from where the necessary commands were given to the man at the helm by telephone. Without any error the ship looked for was found. It will not be necessary to explain how great an advantage this proceeding will be for ships in need.

It is very easy to steer a ship in a certain course by the help of the wireless bearing-compass. The man at the helm was provided



The Improved MIRACO

GETS 'EM FROM COAST TO COAST

Model K
(SHOWN ABOVE)
\$29.50

It is a two-tube outfit consisting of one stage of tuned impedance radio-frequency amplification with a tuner and vacuum tube detector.

This radio-frequency receiver amplifies before it detects, eliminates interference to a marked degree and has much more volume than most one-tube sets.

Model MW
(SHOWN BELOW)
\$54.50

The Model MW consists of the same high-grade units as our Model K, with the addition of a two step audio-frequency amplifier in a single beautifully finished solid mahogany cabinet. It is a four-tube set, comprising one stage of tuned impedance radio-frequency amplification, detector and two stages of audio-frequency.

Just like the sweet, mellow tones of a flute or violin floating in from afar out on a lake—that's the way concerts come in through MIRACO receivers—and—


Not only from the nearby stations either. For our users tell us that Cincinnati hears 'Frisco, Denver hears Schenectady, New York hears Havana! Scores of long-distance records were made on these instruments last year so, with the many new refinements incorporated, the results obtainable will be far better now than ever.

Highest Quality at Lowest Price

When the radio craze swept the country like a storm late in 1921, MIRACO was one of the first real successful sets to be placed on the market. *Highest quality at the lowest price* has always been our keynote, and the thousands of sets now in use all over the world are a fitting tribute to Miraco's excellent performance. Many new improvements have just been made in the MIRACO Models K and MW, such as new sockets resting on shock absorbing pads is a refinement found only in the most expensive and elaborate sets. Improved rheostats with multiple resistance windings makes it possible to use any type of tubes and a new aluminum shield prevents annoying body capacity effects. The cabinet is of solid mahogany, workmanship throughout is the finest while its operation is extremely simple yet always dependable.

Write for our new Bulletin TODAY

DEALERS—
JOBBER:
Write for proposition quickly.



AGENTS
There's still some territory open—write or wire.

THE MIDWEST RADIO CO.

804 MAIN STREET

CINCINNATI, OHIO

WALBERT MANUFACTURING COMPANY

MANUFACTURERS OF
FINE MECHANICAL TOYS, GAMES,
MUSICAL AND RADIO SPECIALTIES

925-941 WRIGHTWOOD AVE.
CHICAGO

Today

RADIO FANS
EVERYWHERE
DEAR READERS:—

Thousands of commendatory letters from users of the UNIVERNIER have shown us that this device will perform all and MORE than we claim for it. For that reason we want you, too, to try this instrument on your radio set.

The UNIVERNIER is a knob and silver-plated, 360° dial with a self-contained mechanism which reduces motion of the shaft to the knob at a ratio of 12 to 1. Pressure on the knob will operate it directly with the shaft.

As easily installed as the ordinary knob. Makes variable condensers, variometers, vario-couplers, tickler coils, variable radio frequency transformers, potentiometers, and rheostats vernier in action. Eliminates trouble from unbalanced instruments. A NECESSITY on Neutrodyne sets.

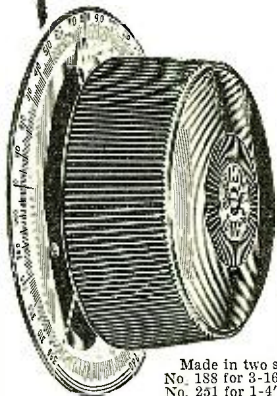
Highest Radio Authorities agree that the use of the UNIVERNIER is the only logical and correct method for obtaining vernier adjustment of radio apparatus.

THE UNIVERNIER DOES AWAY WITH VERNIER CONDENSERS USE IT

1. To obtain and maintain accurate adjustments.
2. To make your set 100% selective.
3. To bring in more DX stations.
4. To eliminate most body capacity.
5. To improve the appearance of your set.
6. To obtain continuous vernier adjustment on all instruments.
7. To make plain condensers and other tuning apparatus more efficient than the so-called vernier types.

Yours for Better Reception,

THE WALBERT MANUFACTURING COMPANY.



Made in two sizes:
No. 188 for 3-16" shafts
No. 251 for 1-4" shafts

THE UNIVERNIER \$ 1.25

At your dealer or postpaid on receipt of above amount.
Dealers and Jobbers Write for Discounts.

THE WALBERT MANUFACTURING COMPANY
935 Wrightwood Ave., Chicago, Ill.

HOMMEL PASSES 100%

WHAT ABOUT YOUR JOBBER?

Q. Why is a radio jobber?

A. To give service to radio dealers.

Q. Does he retail and compete with his dealers?

A. HOMMEL does not retail but refers users' inquiries and orders to local dealers.

Q. Does he handle nameless products for his greater profit?

A. HOMMEL handles only nationally advertised, reliable apparatus.

Q. Can he ship all his dealer's requirements—tubes, sets and parts?

A. HOMMEL can and does it promptly, his dealers need not split their orders.

Hommel's Illustrated Encyclopedia 235S Free to Dealers. Ask for it.

LUDWIG HOMMEL & CO
530-534 FERNANDO ST. PITTSBURGH, PENNA

SOUTHERN RADIO

RADIO DISTRIBUTORS—WHOLESALE AND MAIL ORDER

GREBE—FEDERAL

THE SOUTHERN RADIO CORPORATION OF TEXAS

Successors to the Wholesale Department of ALAMO RADIO ELECTRIC CO., Inc.
San Antonio, Texas

with head-phones and was told to steer in such a manner that he heard no sound. By this simple method he found the aim without difficulty. The accuracy with which it was reached was astonishing.

In this manner radio has added another safety system in navigation to its many former ones, a success of highest importance for the security of ships at sea.

Pioneer Pathfinders of Radio

(Continued from page 868)

Faraday's appetite for science was whetted, for numerous scientific works were sent to his master for binding, and while in the process Faraday had a good opportunity to read and absorb them. His interest was aroused sufficiently by these works to make him next attend lectures on science, and it was his custom to take copious notes at these. This habit was to stand him in good stead later. Through the medium of one of the customers of the bookshop Faraday was enabled to attend several lectures on chemistry given by Sir Humphrey Davy, at that time the greatest English scientist. This chance attendance may be considered the turning point in Faraday's life. He took notes of these lectures as usual, and elaborated and rewrote them. Having decided to leave bookbinding and go into some scientific work he wrote Sir Humphrey Davy a letter asking whether he could not employ him in some scientific capacity, at the same time sending along the notes he had written of Sir Davy's lectures as a sign of his scientific interest. This ultimately led to the employment of Faraday by Sir Humphrey Davy, as assistant in the laboratory of the Royal Institution of London. Once Faraday wedged his way into some position connected with science it was a matter of short time before he began to do original research work and became the leading electrical scientist of his time and one of the foremost of all time.

Faraday spent his first years of original research work in the field of chemistry in which branch of science he achieved very high distinction. While engaged in such work Oersted made his famous discovery in 1820, namely the discovery that a magnetic needle is deflected by a current flowing through a wire when the needle is near the wire. This notable discovery threw the entire scientific world in a furor, and everybody of any note in science began either to speculate and theorize or to experiment on the basis of this fact. It was likewise an impetus to Faraday who devoted thereafter as much time as possible to electric and magnetic researches, attempting to discover the real nature and explanation of this phenomenon which was the wonder of the age.


The subject which was always uppermost in Faraday's mind was the real connection between magnetism and electricity. It was well known, but not understood at the time, that a direct current through a coil of wire could magnetize an iron core if placed in the coil. In other words electricity could produce magnetism. Faraday was a great believer in the correlation of forces; he believed that all different types of energy could be converted from one form into another, ultimately all forms of energy being reducible to some common type. Since electricity could pro-

duce magnetism then, why not have magnetism produce electricity? Faraday worked on this problem for a very long time, but experiment after experiment produced negative results. Finally, however, his experiments yielded him the result he was looking for when he was able to produce a current in a coil by the motion of a very powerful magnet near the coil. From this he went to the problem of producing a current in the coil by means of the flow of a current in a neighboring coil. Thus the phenomenon of electro-magnetic induction was discovered, and the intimate relationship between magnetism and electricity finally established. At the same time in developing his theory and explanation of the actions taking place in induction he invented the nomenclature of "magnetic and electric lines of force", which conception is at the basis of a real physical understanding of electric and magnetic phenomena.

Up to the time of Faraday's momentous discovery of electro-magnetic induction, only direct current was available, and this only from voltaic cells. Electric power was, therefore, an impossibility. The discovery of induction ushered in and made possible large scale industry; it is the basis of the gigantic electrical industry which exists today. Without electro-magnetic induction modern industry is not conceivable, since the generation and transmission of power, which is the basis of modern industry, is not possible otherwise. Induction likewise plays a major rôle in radio. Induction is the chief means whereby energy is transferred from one radio circuit to another. There is hardly any radio set or equipment in which induction is not a prominent action of the circuit or set. It is, therefore, obvious that Faraday must be regarded as one of the first pioneers of radio simply on the basis of his discovery of electro-magnetic induction.

Faraday had thus succeeded in converting magnetism into electricity and had thus shown the essential unity of the two forces of electricity and magnetism. In his time the different ways of producing electricity were essentially by means of the voltaic cell, by friction and, as he showed, by induction. But the currents produced by these different methods were regarded as different from one another, even by the most prominent scientists. Such a conception was very odious to Faraday and he devoted some time to proving that all forms of electricity, no matter how produced, were alike. Again in his most remarkable work on electro-chemistry he showed how electricity produced chemical reactions, and vice versa, and thus again demonstrated the essential unity between different forms of energy. Another link added to his chain of reasoning in which he shows how all forms of energy are correlated. Magnetism and electricity were convertible into one another, all forms of electricity are alike, electricity and chemistry were shown to have some common basis. There was one other problem in identifying forces to which he turned his attention, namely the relationship between light and magnetism. There was no evidence pointing to such a relationship, yet his mind conceived the possibility of such an identity. Thus we find in his writings such remarks as "What may be the best means of causing light to evolve electricity and magnetism are thoughts continually pressing upon the mind." (Experimental Researches No. 2242).

Here again he attacked the problem experimentally, as he did all his problems, and for a long time searched eagerly for some manifestation of a connection between light and electricity, but with no success. "Never say die," seems to have been his motto, for in the face of failure after failure to observe such a connection between light and electricity, he still continued to work and perform experiments. Ultimately in a series of brilliant experiments he succeeded in producing some effect on a ray of light in a strong magnetic field. Light when passed through



O'NEIL AUDIPHONE

Knowledge stored up during many years of phonograph reproduction and electro acoustic experience now released to the radio world through the AUDIPHONE.

"THE eventual radio reproducer, designed on phonograph principles and built by electro-acoustic engineers and phonograph craftsmen. The O'Neil Audiphone marks the departure from the common earphone type of loud speaker, and the adaption of phonograph reproduction to radio.

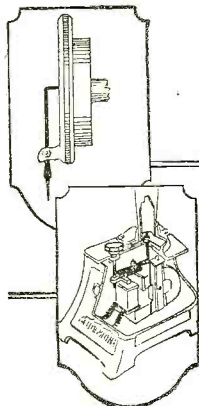
The "laminated voice core" displaces the usual headphone magnets amplifying all the music, yet without extra batteries. The result is the actual music itself, unaltered, real as the original, uncannily NATURAL. The patented, external adjusting feature enables you to regulate the AUDIPHONE to individual receiving conditions.

Hear the radical improvement in radio reception at the nearest Audiphone dealer. Write us for his name and literature.

Complete with 5 foot connecting cord.

PRICE

\$25





Dealers, Jobbers, and Distributors: Write for attractive proposition.

Note the similarity of construction between the phonograph reproducer (illustrated in the upper panel) and the reproducer of the O'Neil AUDIPHONE (below): both have a mica diaphragm set in a sound-box chamber and actuated by an elbow stylus bar—the principle of sound production is the same, resulting in perfect reproduction.

O'Neil Mfg. Co.

719 Palisade Ave., West New York, New Jersey.

RADIO  **PRODUCTS**



**SE-AR-DE Molded
RADIOMETER**

*Build Your Own
Single Circuit Tuner*

CATALOGUE No. 165
\$13.00

Range 180—3100M
" 300—3280M

R. MITCHELL & CO.
255 ATLANTIC AVENUE BOSTON, MASS.

certain crystals becomes polarized, which means that the vibrations which make light are executed in one plane. By means of a powerful magnetic field Faraday was able to rotate this plane in which the vibrations take place, namely he rotated the plane of polarization. While this showed that a magnetic field could have some effect on a light ray it did not establish the identity of light and electricity. Faraday continued experimenting along these lines and although he searched for certain definite results which would point to such an identification he was not able to find them.

However, what he could not establish experimentally he boldly proclaimed in theory. Faraday was essentially an experimenter. He never would theorize where he could experiment. But he was unable to reach positive results along this line, partly because of the limitation of apparatus, which at best was very crude, and partly because, perhaps, there was so little data on the subject at hand. The theory of electricity was in an elementary state as yet. Although he could not definitely establish this identity between light and electricity experimentally, he felt so sure of his ground that he proclaimed this relationship in a very brief statement, which is one of the most important he ever issued.


In a letter to the Philosophical Magazine in May, 1846, Faraday formally stated his conception of the relationship between light and electricity. He considered that space is filled with lines of force, such as electric or magnetic or gravitational lines of force. Any transference of action, as for example the attraction of iron to a magnet, or the falling of an apple, or the motion of a magnet in the vicinity of a current, is due to the lateral or sidewise shaking of these lines of force, or to the vibration of these lines of force. In his own words: "The view which I am so bold to put forth considers, therefore, radiation as a high species of vibration in the lines of force which are known to connect particles and masses of matter together." In other words, light, which is a form of radiation, is due to the vibration of lines of force, possibly magnetic or electric lines of force.

We have here the germ of the electromagnetic theory of light. With absolutely no data to go by, Faraday conceived such a relationship between light and electricity, two manifestations of energy which seemed to be separate and distinct forms of energy. The brilliance of this speculation cannot be exaggerated. To us today it may not seem so great. We have experimental proof of such a relationship, radio communication over thousands of miles is an everyday fact, airplanes travel across continents at hundreds of miles per hour, the entire world is electrified. But in Faraday's time, the only source of electricity was the elementary voltaic cell, motors and generators were unknown, alternating currents were not yet, electric currents produced in different ways were considered different, the basic laws of electricity were not yet established. Yet with all this Faraday was able to proclaim the germ of the theory which is at the very bottom of electrical science and which forms the foundation of the science of radio communication. The enunciation of this great theory by Faraday places him at the very head of all the pathfinders of radio. The development of radio communication may be said to begin from this time on. It remained for his successors to give the theory mathematical form and apply it in practice.

BIG RADIO BROADCASTING STATION IN MEXICO CITY

A powerful radio broadcasting station has been inaugurated in the Mexican Federal Capital, Trade Commissioner McKenzie reports from Mexico City.

"B" Batteries direct from manufacturer



Rosendal Batteries are compounded from formulas years in the making; made from best materials that can be had. Every Battery tested—and they come to you fresh. That's why a Rosendal is a good Battery.

IN the purchase of a "B" Battery many factors are worthy of consideration. How long has the dealer had it on his shelves? Will it stand up? How is it made? Is it guaranteed? etc. Rosendal's answer to these questions is simple. Batteries are not two days old when they're sent out. Made of the finest selected materials—and guaranteed to satisfy you or your money is refunded.

Buy direct from manufacturer at these direct to consumer prices.

	Large	Medium	Small
22½ Volt plain	\$1.25	\$1.00	\$0.70
22½ Volt variable	1.38	1.15	0.75
15 Volt plain	2.50	1.75	—
15 Volt variable	2.75	2.00	—

ROSENDAL & CO.

Chemical and Radio Engineers
2 and 4 Stone Street New York

Why Pay More?

GENUINE R.C.A. TUBES

W.D. 11 \$5.95 UV-199
W.D. 12 UV-201A

ALL NEW, NO STAMPS, NO C.O.D.
BALDWIN PHONES \$9.75

Send for our New Price List with many other items.

Save Money By Buying From Us

CUT RATE RADIO CO.
P. O. Box 472 Newark, N. J.


CATALOG **E19-100**
PAGES
FREE

EVERYTHING IN RADIO

One of the largest complete stocks in the world. 40 diagrams of latest Hookups.

DEALERS ALL OVER THE U.S.

Making big profits handling our supplies. 24-hour service. Goods shipped same day order received.



WHOLESALE RADIO DISTRIBUTORS
Dept. A. 6 West 14th St. Kansas City, Mo.

Get a Handy Binder for your RADIO NEWS. Holds and preserves six issues, each of which can be inserted or removed at will. Price 65c. Experimenter Pub. Co., Inc., Book Dept., 53 Park Place, New York.

Toll of the Sea

(Continued from page 883)


pocket. Just as he was about to apply the light, a terrific impact tore his chair loose from the stanchion to which it had been secured and sent him spinning with it into the far corner of his cabin. Dazed, but still in full possession of his faculties, he rose, to hear the frantic ring of his telephone, communicating with the bridge. Quickly reaching the instrument by a series of cautious jumps from one support to another, he answered and received the expected orders, "—Sparks, get on that key with an SOS for all you're worth," came in the Captain's cool, even tones. "We've lost our hand-gear too, in the turn and we're out of control. Eight miles off Tatoosh. Let me know your results." Dropping the receiver, Harry reached his motor field rheostat in a fraction of a second and throwing it hard over, was relieved to hear the steadily increasing whine as the machine gained speed. Placing his phones and throwing the antenna switch he grasped the frame of the transmitter panel for support, and standing well braced, called NPD in a quick, decisive style, following with, "It's an SOS now. Hand gear gone too. Ship out of control. Can only last few minutes. Tell Coast Guard eigh—" and there his generator stopped! A particularly heavy sea stove in the after hatch cover and flooded the gas engine supplying motive power to the ship's dynamo! Quick as a flash he cut over his switch to the auxiliary battery and heaved a relieved sigh as the motor once more picked up its load. "—Eight miles off NPD. Better come quick," he finished. Grabbing the bridge phone he reported to the Captain, who said, "Fine, Sparks, you'd better come up here on the bridge now and be ready to take to the boats—you've done your duty." "May I remain here, sir?" Harry asked, "I'd like to know they've started." "All right boy," acquiesced his skipper in a hoarse voice and hung up, muttering, "Damn fool kid, but sure has the spunk."

A few minutes of tense silence, then KPH called the *Sea King*, requesting position and information. Harry replied, "Right off NPD. He handling. Won't need you. Thanks." Frisco's "OK. Good luck" was followed by Tatoosh with, "Coast Guard under way now. If abandon ship, pull for straits and watch for rocket signals from Coast Guard boat. We'll get you in, old man." In the midst of his acknowledgement, Harry was almost torn from the key by another terrific body blow, dealt the helpless vessel by the merciless seas. Hoarse cries from the bridge to, "Take to the boats; she's sprung a seam" came to his ears, and with a quick, "Good bye, boys. Boats now," he tore off his phones, rushed to the bridge and communicated the Coast Guard instructions to his Captain. "You've done your duty well, boy" murmured the old man, "go to your boat," and at the command, Harry found his way aft, was pulled over the gunwale of number four boat by the Chief Engineer, and letting go the falls, the little life-boat was soon bounding about like a cork. Willing hands bent manfully to the oars and in spite of the terrific seas, managed to make head-way away from the vessel. Ten minutes later—it seemed an age—Harry, glancing back at the darkened hulk, was just in time to see the *Sea King* slip beneath the triumphant waters which closed over her with a mournful, sucking sound that brought a shudder to the occupants of the small boat.

Hard pulling seemed to gain them little, but to keep them headed into the waves. Two hours of struggle and the survivors of the ill-fated motor-ship despaired of reaching a safe haven, when a quartermaster, acting as look-out, reported joyfully, signal rockets just ahead. The emergency rockets from the life-boat's store were quickly brought

The Harkness Receiver

A Startling Achievement!



Only 1 tube - yet it operates a loud speaker!

THE new Harkness Receiver is a knock-out! Without any whistles, squeals, dial juggling, fuss or bother this inexpensive single-tube receiver actually does the work of a standard 2 or 3 tube set—actually performs like a receiver costing two or three times as much!

This FREE book tells how to build it

KENNETH HARKNESS, the Edison of Radio who developed this astonishing receiver, has just written a booklet telling how to build the 1 and 2 tube models of Harkness Receiver. *We will send you a copy of this book absolutely FREE.* Just mail the coupon below and we will send you a free copy by return mail.

Kenneth Harkness, originator of the Harkness Receiver, tells you *exactly* how to build his astounding new receiver in this free booklet. He leaves nothing to your imagination. With numerous drawings, diagrams and photographs he shows you each step in the construction of both the 1 and 2 tube models.

Remember—it took months of experimentation for Kenneth Harkness to develop this receiver. To perform properly it must be built *right*. It's easy, when you know how, and Kenneth Harkness will show you how in this free booklet. Construct *your* Harkness Receiver under the expert guidance of Kenneth Harkness himself.

You Must Act Quickly

Needless to say, our remarkable offer to send you a free copy of this booklet is only made for a very limited time. To get your free copy you must act quickly. Mail the coupon below immediately. Do it now.

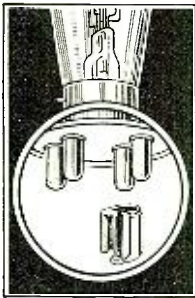
**Mail this
Coupon for
FREE BOOK**

THE RADIO GUILD, Inc.,
 256 West 34th Street, New York, N. Y.
 Without obligation of any kind mail me postpaid and absolutely free of charge a copy of your booklet "How to Construct the Harkness Receiver, Models A and B" by Kenneth Harkness.
 Name
 Full Address
 R.N., 1-24

SAVE MONEY

Radeco Safety Fuses

"The biggest little thing in radio"



RADIO experts recognize that some means of protecting the delicate filament of vacuum tubes is necessary. Thousands of tubes are needlessly burnt out each year. Radeco Safety Fuses have been developed to prevent this waste. They are endorsed by the leading radio publications. You can now absolutely protect the tubes of your set by slipping a Radeco Fuse on one of the filament terminals of each of your tubes.

Guaranteed not to interfere with the efficiency of your set. Save money by ordering today one fuse for each of your tubes. Mention type of tube.

Price 50 cents each postpaid

DEPT. 1.

RADIO EQUIPMENT COMPANY

20 Stuart Street, Boston, Mass.

New England's Oldest Exclusive Radio House

Distributors of many other successful radio specialties

DEALERS: We are going to appoint live distributors. Write for our proposition and full details.

READ WHAT ONE MAN SAYS

939 Dunlop Avenue
Forest Park, Illinois

Radio Equipment Company,

Gentlemen: About last January I purchased some of your Radeco Safety Fuses. I have never had cause to regret this purchase, because I believe it has saved me many dollars. So I am writing to thank you and will recommend them to my Radio friends. The fuses have not interfered in any way with the operation of my set, and you are entirely at liberty to use this letter as an "ad" for your product, if you should so desire. Wishing you success in your present enterprise, I am,


Yours truly,
Mr. Harvey F. Reese.

9/26/23

Telmaco Radio Guide Book

Describes the Best in Radio

Our new 64-page Catalog No. TCR contains twenty of the most popular radio circuits printed in blue. These include the Hazeltine Neutrodyne, Grimes Inverted, Colpitts, Flewelling, Reinartz, Diode Electrad, Heterodyne, Super-Regenerative and many others. Each article used in circuit is attractively pictured instead of appearing in straight schematic form. Besides containing blue prints, the best in radio is also illustrated and described. Catalog sent postpaid for Ten Cents. Each circuit worth double. Send for your copy today.



DEALERS! Our New Dealers' Catalog and Price List describes nearly all the better Standard Radio Lines. You should have it. Mailed FREE to all bonafide dealers making request on their business stationery.

TELMACO
Quality Radio Exclusively

Radio Division
TELEPHONE MAINTENANCE CO.

20 So. Wells St., Dept. B, Chicago, Ill.



We Repair The Following Radio Tubes

WD-11\$3.50	UV-199\$3.50
WD-123.50	C-2993.50
UV-2002.75	UV-201A3.50
UV-2013.00	C-301A3.50
C-3002.75	UV-2024.00
C-3013.00	C-3024.00
DV-63.00	DV-6A3.50

Dealers & Agents write for Special Discount
Mail Orders solicited
and promptly attended to.

H. & H. RADIO CO.

P. O. BOX 22-H
Clinton Hill Sta. Newark, N. J.

BROWNLIE CRYSTAL

FOR REFLEX OR CRYSTAL SETS **50¢**

"CLEAR AS A BELL"

Guaranteed Sensitive from Edge to Edge.
Withstands Heavy Plate Voltage.
Endorsed and Sold to the Leading Makers of Reflex and Crystal Sets.

Order From Your Dealer or Direct
ROLAND BROWNLIE, Manuf'r.
22-24 Saunders Street. Medford, Mass.

out and with the aid of matches from the mate's water-proof box, sent an answering flare into the heavens. The answering siren of the Coast Guard cutter came faintly to them, after what seemed an interminable wait, telling them that their signal had been seen. Another rocket a few points off their starboard beam disclosed the presence of the other ship's boat which had got safely away.

There could be no resting on the oars. In spite of aching arms and weary bodies, the boat must be held into the waves or swamped. But they had been seen, and help was almost at hand. "Thank God," murmured the mate, "I didn't believe we could do it. I hope the old man made his boat, all right."

"Guess there's no fear of that, Mr. Nelson," ventured Jack, "the boys wouldn't leave without him."

"You don't know some of these old shell-back skippers and their fool traditions, my boy," and with that remark, the tossing boat once more was silent.

For all of an hour the little craft was held in place by the heroic efforts of the small crew. And at last their efforts were rewarded, for topping the crest of a monstrous wave, came the Coast Guard's sturdy little motor sailer, the rhythmic exhaust of her powerful motor making sweet music to the tortured victims of the sea.

The transfer was difficult, but skilled seamanship and willing hands soon had all on board the larger boat and but one man had suffered a ducking; a quartermaster's numbed limbs answered slowly, but a quick grab and a mighty heave and he was safe. The bobbing life-boat they attempted to tow, but it proved such a menace that they were forced to cut it adrift.

A similar rescue was effected a few minutes later when the crew of the second life-boat were hauled aboard. But, as the mate had feared, the Captain was not among them. He had elected to remain aboard his vessel and share her fate for his traditions were strong within him. The mate reproved the crew of the second boat for not forcing the Captain to accompany them, but the reply of the first assistant engineer, "He threatened us with a pistol, Nelson, if we didn't leave," convinced him that the old man had been firmly determined.

A rough but safe journey to the Neah Bay Coast Guard station and hot coffee, followed by a warm bed, put all hands in good shape and none the worse for their experience. The incident of the rescue was communicated by wire to NPD and the broadcast of that powerful station, fittingly closes another chapter in the annals of the sea:

"TO ALL SHIPS AND STATIONS:

MS SEAKING, BELLINGHAM SAN PEDRO, DISABLED AND SANK EIGHT MILES WEST TATOOSH 510 AM TWENTY FOURTH. ALL HANDS RESCUED BY COAST GUARD WITH EXCEPTION CAPTAIN. BEWARE FLOATING WRECKAGE.

RADIO TATOOSH."

Shall We Have a Federal Radio Tax?

(Continued from page 867)

establishment and maintenance of stations.

There would be nothing to interfere with the immediate adoption of such a plan and should our present 4,000,000 listeners endorse and urge such a scheme in a political way it might be possible to get action and eventually bring about the inauguration of such a plan. The plan would be economically sound and if it were put up to the listeners in proper fashion they could be made to understand that they were not paying a tax but a small fee for a service.

HOW BROADCASTING CAN BE PUT ON A SOUND BASIS

Say we have 4,000,000 listeners in the United States and six dollars a year or fifty cents a month was collected from each one. This would place in the hands of the Government not less than \$24,000,000 for the use of broadcasting. To this our radio manufacturers might add a small percentage of their profits which would boost it another four or five million, giving approximately \$30,000,000 a year for this purpose. Now, \$30,000,000 spent wisely and discreetly would guarantee for the citizens of the United States a wonderful nightly program, and it would only be necessary to use a small percentage of the present broadcasting stations. Some of them might be changed into relay stations, and, of course, it would be necessary to make additions to the system at strategic points. It would seem that the stage is beautifully set for such a plan and no doubt many of our present station owners would heave a sigh of relief if their equipment should be taken over and operated by the Federal Government. Such a plan would also thwart the progress of wired wireless. Indeed, it might discourage the whole scheme.

Some will ask, how would it be possible to collect this broadcasting fee? The answer is, how is it possible to collect any other legal fee? How is the revenue tax collected, the income tax, and all the other various collections that the Government has to make? It is true that there are a certain number of evaders, but they are greatly in the minority. In the case of radio, legislation could be enacted that would make it illegal for a person to own a radio receiving set without being obligated to pay a small yearly fee, and it is certain that the Government would meet with just as much success in collecting this charge as it has met with in the many other tax collections that it has to make.

Tax is a mean-sounding word in these days. It conjures up pictures of fat collectors clothed in authority which they use with reckless abandon. At the very mention of the word, we automatically think of our pocketbooks. Consequently the writer hastens to explain that the term is used here for the want of a more expressive one. We might call it a radio service fee. The automobile tourist does not grumble when he realizes that part of his state tax goes for the maintenance of the roads that his six cylinder bus goes bounding over, bringing his eyes to feast upon the green fields and spacious valleys. The roads are public. Could anything be more public than the ether? True, one must have a radio set to tap the ether, but one must also have an automobile to enjoy the roads and a motor boat to enjoy the waterways.

If broadcasting is to grow and prosper, we need a non-partisan Federal Commission of educators, entertainment and technical experts to govern, regulate and control broadcasting and to arrange for the collection of a small yearly fee from each owner of a receiving set. The fee asked might depend upon the receiving range of an outfit, the greater the range, the greater the service available to the owner. Our manufacturers could very easily be induced to contribute to this fund.


MULTIPLE BROADCASTING WOULD REDUCE EXPENSES

With this scheme it might be possible to place remotely controlled stations in various parts of the country that would be fed from the larger outfits in the greater cities thereby effecting considerable economy. It is now possible to rebroad-



Make It a Coto Compact Radio Christmas

You have plenty of time to build a Coto Compact set before the holiday. Get together with your local dealer. He will advise you and help you get real results. And give presents of Coto Radio Apparatus this Christmas. Always most acceptable to radio enthusiasts of all ages. In a class alone for combined compactness and reliability.



Coto Compact Moulded Variocoupler


Compact for neat, portable sets. Size only 3 1/4 x 3 x 3 1/4 inches. Efficiently covers range of 200 to 600 meters. Eight taps for use with primary condenser. Pigtail connections to rotor. Base or panel mount.
Type 9000\$5.50

Reliable Dealers Always Recommend Coto Quality

Dealers value the trade of those who insist on Coto Quality. If your dealer fails you, send us his name and we will see that you are supplied.


Coto-Coil Co.
87 Willard Ave.
Providence, R. I.

Pacific Coast Branch,
329 Union League Bldg., Los Angeles, Cal.
Northwestern Branch,
Geo. F. Darling, 705 Plymouth Bldg.,
Minneapolis, Minn.
Southeastern Branch,
C. P. Atkinson, Atlanta Trust Co. Bldg.,
Atlanta, Ga.




New Coto Compact Air Condenser with Vernier

Only 2 3/8 inches square. Rotor plates soldered to shaft. Stator plates soldered to support.
.0005 Mfd\$5.00
.001 Mfd\$6.00



New Coto Compact Moulded Variometer

Especially designed for new wave lengths, 200 to 600 meters and for the much demanded compactness. Size 3 1/4 x 3 1/4 in. In brown polished bakelite with honeycomb wound stator. Pigtail connections to rotor. Base or panel mount.
Type 8000\$5.00




Coto Special Audio Frequency Transformer

Turn ratio of 3 to 1. Coto quality throughout but made to sell at a popular price.
Type 4500\$2.50



The Original Honeycomb Wound Inductance Units

Popular low priced favorites of the amateur and experimenter. Permit the economical building of an all wave set. Sold mounted or unmounted.



Cotogrip Tube Socket

Has unique double positive grip of tube terminal posts. Best hard rubber insulation.
Type 700085c.



No More Leaks!

Loose, leaky connections cause troublesome balkiness in even the best-built radio sets.

Spare yourself such annoyances from the start by making every joint absolutely fast with the *HOME Electric Soldering Iron*.

It's the handiest solderer you can use. Turn a switch and the point gets hot enough to melt solder almost instantly. The current consumed is negligible.



Lasts a life-time. Pays for itself many times in convenience and utility.

Packed in a sturdy carton, with full instructions and a supply of flux and solder.

Costs only \$3.

If your dealer does not carry the *HOME Electric Soldering Iron*, send us your order and we will ship you one by return mail, either COD., parcel post or on receipt of cash or money order.

THE A. MECKY COMPANY
1705 Allegheny Ave., Philadelphia

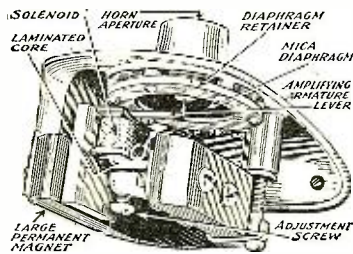
HOME Electric Soldering Iron

THE TRINITY LOUD SPEAKER



TYPE "A1"
21" FIBER
HORN
\$25.00

TYPE "B"
(For Phonographs)
\$12.50



An ear phone is an ear phone no matter how fancy the horn that covers it may be, and, due to the delicate construction of an ear phone, it is utterly incapable of giving true tone reproduction, especially, when relatively large currents are passed thru its coils, such as the output of a two-stage or power amplifier.

The Trinity Loud Speaker element embodies the well-proven and tested principles of the phonograph reproducer with the soundest principles of electromagnetic design best adapted for loud speaker operation. It is not an ear phone when placed on a head band and a loud speaker when covered with a horn. It is a sturdy loud-speaking element ALWAYS.

Send for Literature.

TRINITY RADIO CORPORATION

446 TREMONT STREET, BOSTON, MASS.

RADIO SUPPLIES AT CUT PRICES

Federal or Brandes Headsets	\$4.95
Baldwin Phones Type C	8.95
Aene Audio or Radio Transformers	4.25
Federal Audio Transformers No. 65	5.95
Audio Amplifying Transformers	3.25
Ames Audio Amplifying Transformers	2.95
22½ Volt Variable B Battery	.90
22½ Volt Variable B Battery	1.75
45 Volt Variable B Battery	2.50
22½ Volt Eveready B Battery	1.25
45 Volt Eveready Variable B Battery	2.25
45 Volt Eveready Variable B Battery	3.95
43 Plate Var. Condensers Bakelite Ends	1.95
23 Plate Var. Condensers Bakelite Ends	1.50
3 Plate Vernier Condensers	.65
43 Plate Condensers with Vernier and Dial	3.95
23 Plate Condensers with Vernier and Dial	3.50

ALL ORDERS MUST INCLUDE POSTAGE

KENSINGTON RADIO SUPPLY CO.
4417 18th Avenue Brooklyn, N. Y.



"AETNA" Condensers

High Grade Quality

"AETNA" condensers are made of the best material, hard, pure Aluminum and Condensite Celoron end plates.

WE guarantee every Condenser to prove to capacity.

Mail Orders Filled Promptly.

Variable Condenser PRICES

No. 11 Plate	\$1.30
No. 17 Plate	1.45
No. 23 Plate	1.60
No. 43 Plate	1.90

AETNA VARIABLE CONDENSER CO.
Phone: Lincoln 6052, 333-43 North Ave., Chicago, Ill.

A Transmitter That Will Work With Plenty of Five-Watt Tubes

(Continued from page 896)

L4 L4 are two coils wound with No. 28 D.C.C. wire on a 3" or 4" diameter form with about 200 to 225 turns. Do not mount these so that they will be in inductive relation to anything else. The two tuned chokes have 35 turns each and are wound with heavy wire and shunted by a good .001 mfd. variable. On these choke coils, do not

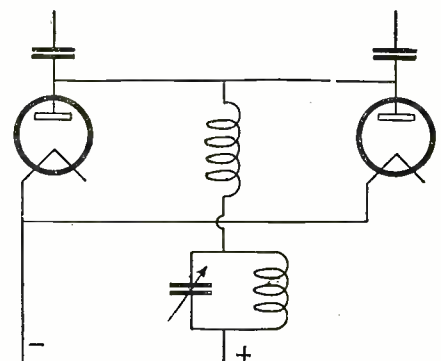


Fig. 2

The Connection of the Circuit When Used With D. C. Plate Supply. Only One Tuned Choke Is Necessary

Insure your copy reaching you each month. Subscribe to Radio News—\$2.50 a year. Experimenter Publishing Co., 53 Park Place, N. Y. C.

use any kind of preparation: they work best without any dope of any sort.

Tuning the set is easier than it looks to be. Allow only one set of tubes to be active and adjust the plate coil to maximum. Guess at the antenna load and vary the grid tuning condenser as the key is held down until the maximum antenna current is arrived at. Then adjust the plate coil for best reading. You are then ready to connect in the other plate coil and it need only have the same amount of adjusted turns as the one tuned to. Hold down the key for all the tubes and vary the grid tuning condenser for maximum antenna current again. Then a turn more or less in both plate coils may be necessary and is easily found out. When this is done, tune for your proper operating wave and when found, vary the two tuned chokes in the plate leads for maximum antenna current. They are very sharp. Of course, only one would be necessary for the D.C. plate supply.

Place the key in the primary of the plate supply high-voltage transformer which should have 850 volts on either side of the center tap. You can use higher voltage, but lower voltage will work also.

Tune the counterpoise in, if you use one, on a separate inductance of about 15 turns, connected directly to the ground and not coupled to any other coil in the set. When it is tuned in at its best a readjustment of the plate will be found necessary. (Yep, both of 'em.)

As I said before, this sounds complicated, but you will find it easy in practice. Anyhow it partially solves the problem of using more tubes by one way. Next!

Holland and Italy Have Direct Radio Service to United States

(Continued from page 887)


factor, it requiring but one-fortieth of a second for the signal flashed in New York to reach Italy. The distance traveled by radio waves between the United States and Holland is 3,500 miles.

The transmitting station which engages in communication with the two stations abroad are situated at Rocky Point, Long Island, 70 miles from Manhattan. The antenna system of this central station is so large that a plot of 6,400 towers. A system of private telegraph lines joins the control apparatus of this station with the operators at the Broad Street office of the Radio Corporation where the actual telegraphing is performed. The receiving station is located at Riverhead, seven miles east of Rocky Point, and in a similar manner the receiving operator at Broad Street receives the signals intercepted at Riverhead and transcribes the dots and dashes as they are received by him. This system of remote control of high power radio circuits is a strictly American innovation which obviates all the disadvantages of the station located in a city where various atmospheric disturbances seriously interfere with its efficient operation.

A TROUBLED CONSCIENCE

"Father is Scotch and takes the headphones off when the minister announces the offering," wrote eight-year-old Harold Midgley, of Galt, Ontario, Canada, to WGY, the Schenectady, N. Y., broadcasting station.

The Music of the Immortals in Your Own Home



People sometimes sit hours in hot, stuffy opera houses to hear our famous opera singers. Yet the immortal notes of those same stars are broadcasted from radio stations and are listened to by thousands in the comfort and seclusion of their own homes.

Perhaps you would rather follow an athletic contest play by play, or listen to a speech by some famous man. Or perhaps the market, crop and weather reports would prove more interesting to you.

PARAGON RADIO PRODUCTS

With the new PARAGON Three-Circuit Receiver Type RB-2 you can pick out the program you wish to hear and hear it clearly from beginning to end. For the greatest enjoyment of radio, for complete satisfaction, you should listen in with a Paragon set.

In appearance it is an addition to any home. All cabinet work is of mahogany with a brown mahogany finish. All metal parts showing, inside as well as outside of the cabinet, are nickel plated. 98% of the wiring is invisible. The whole outfit is compact, neat, solidly built, and finely finished. It is the ideal Radio receiver and the ideal holiday gift.

An illustrated Catalog of Paragon Radio Products Is Yours for the Asking.

DEALERS: We believe in the proper distribution of Paragon Radio Products. Our exclusive Distributors are particularly interested in territorially protected dealers, who will concentrate, solicit and serve the consumer in the sale of Paragon Radio Receivers. If interested, write us for details.

ADAMS-MORGAN COMPANY
6 Alvin Avenue, Upper Montclair, N. J.




Illustration shows the new Paragon R-B-2 Regenerative Receiver with two-stage tone amplifier Price \$135.00

(Licensed under Armstrong Patent No. 1,113,149)

World's Biggest Battery Bargain

FREE



FREE

Hydrometer and "B" Battery FREE

Proof of Performance 2-Year Written Guarantee

Read Every Word of This Special Christmas Offer—Then ACT!!

Thousands of RADIO NEWS Readers will profit by this amazing offer. They will buy the famous 2-year guaranteed World battery at the lowest price ever quoted. They will get a hydrometer and a "B" Battery FREE.

The Best Battery Built

When a better battery is built "World" will build it. It is "World" quality that makes possible our 2-year ironclad guarantee. It is "World" quality that makes "World" owners "tell their friends." That's the best proof of performance any product can have.

Send No Money

You need not send a penny. Just mail this coupon. The battery will be shipped to you the day your order is

received. When the battery arrives, inspect it—read our 2-year guarantee before you pay one penny. Convince yourself you are protected from every angle—that the World battery price saves you 50%. Get the "B" Battery and hydrometer FREE. Mail the coupon today.

WORLD BATTERY CO.

Dept. 10, 1219 S. WABASH AVE., CHICAGO, ILL.

Buy Now at Lowest Prices Ever Quoted

These are the lowest prices in World Battery History and you get the FREE hydrometer and "B" Battery if you mail the coupon now

World Battery Co., Dept. 10, 1219 S. Wabash Ave., Chicago, Ill.

I have compared your Battery prices and I want to take advantage of your amazing FREE offer. Send the Battery checked below subject to my examination. I understand I am to get FREE one "B" Battery and one hydrometer.

Compare These Prices. Check Battery Wanted.

... 5 Volt 60 Amp.	\$ 8.50
... 5 Volt 80 Amp.	10.00
... 5 Volt 100 Amp.	12.50
... 5 Volt 120 Amp.	14.50
... 6 Volt 140 Amp.	16.00

Special 200 hour rechargeable batteries

... 2 Volt Battery for W.D.11 and 12 tubes.	\$5.00
... 4 Volt Battery for U.V.199 tubes.	\$8.00

Name
Address
5 percent Discount for cash with order. Battery shipped subject to inspection.

World



Special Christmas Offer

With every World Battery ordered by coupon during the Christmas season, this hydrometer and "B" Battery will be given away FREE.

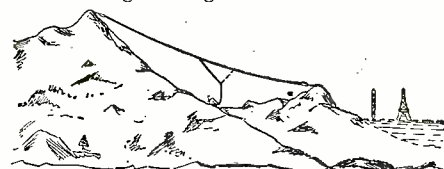
High Power Radio Station Without Antenna Masts

(Continued from page 897)

mitted to a load sufficient in the case of a normal tension to tighten the cable. However, the wind or hoar-frost, acting on the cable and putting it to a load which, of course, might become very high, the car would give way, thus allowing the cable to sag.

In the same figure, the heights of the Eiffel Tower and Nauen Station respectively are recorded on the right, thus strikingly illustrating the enormous profit to be derived by the new scheme with a view to the height of antennae.

One special antenna type, viz., the one known as the L-antenna, was found to give particularly satisfactory results. In fact, when using equal current intensities in the antenna, the new type of mountain station will insure greater ranges of transmission than the usual design of high power station. In the present case, there are used four to five cables rather than a single one, as illustrated in Fig. 1. Fig. 2 shows the arrangement of these. The total antenna system covers a span of more than 2.5 kilometers, the free height being about 300 meters.



Illustrating the Comparative Heights of the Eiffel Tower, Nauen Station and the New Station.

The choice of the proper site for the station building was partly determined by the excellent roads leading to the higher summit and the valley, as well as by the vicinity of the Walchen Lake Power House, which by utilizing a head of 200 meters, is to supply a peak output of 168,000 H.P. and, without interfering with its other duties, will be able readily to feed the radio station at a cost incomparably less than in the event of using coal for generating electrical energy.

The Herzogstand High-Power Radio Station is to be equipped with a large Lorenz-Poulsen generator of about 2,000 K.W. and a Lorenz high frequency dynamo (system Schmidt) of the same output, high frequency energy being either generated direct or through the intermediary of a frequency transformer. In fact, the most diverse systems are to be used side by side in accordance with the various tasks actually to be solved, thus enabling long waves to be chosen for very great distances, while the frequency most in agreement with the general design of existing stations may be adopted in the case of shorter distances.

The Overlooked Beverage Antenna

(Continued from page 897)

Hence: B is north and west of A.
(b) — (d) equals 70 degrees 7 minutes Cos. 9.53161 Cot. 9.55831.

(c) equals 25 degrees 20 minutes Cot. 10.32476; 35 degrees 42 minutes equals tang. of .85637 Cosec. .23393.

(a) plus degrees of tang. 35 degrees 42 minutes equals 56 degrees and 12 minutes. Cosecant equals .74531. Cot. .53755.

Cotangent .53755 equals 70 degrees 59 minutes which is the great circle bearing from A to B, and the direction in which amateur A should locate his Beverage antenna for obtaining maximum strength of signals from amateur B. The great circle bearing is, therefore, north 70 degrees and

Tame the Wild Waves



with a Service Type 212 Receiver. Will tune through local phone and telegraph interference and get the distant stations, 30 inch loop antenna, furnished with set.

Price
\$150.00

Why take our word for what "Service" will do? Ask your dealer

This is a *Teleforce* product

Dealers—Jobbers. Write for terms and complete information.



SERVICE RADIO CO.

4747 Montgomery Ave., Norwood, G.



OLD COINS, LARGE SPRING SELLING catalogue of coins for sale free. Catalogue quoting prices paid for coins, ten cents. William Hesslein, 101K Tremont Street, Boston, Mass.

MICHIGAN MIDGET RECEIVING SET The Fastest Selling Set In America. Michigan Radio Corp., Grand Rapids, Mich.

59 minutes west. The amateur should obtain a table of log. sines, tang., and secants for calculating a great circle bearing.

1BCG and 1BD1, both located in Maine, were copied on the afternoon of December 12, 1922, by using a Beverage antenna. 6KA can be copied in the daytime in Honolulu on the same circuit. Mr. Herbert R. Slocum of the Hawaiian Electric Co. and the writer employed two Beverage antennae connected to separate receiving equipment and were able to copy amateurs without experiencing crossing or heterodyning difficulties. One Beverage antenna employed was 1,312' in length, while the other was only one wavelength, or 656'.

The detector used may be a UV-200 or a Meyers R.A.C. audion. For the first step of amplification, use a VT-1, and for the second step use a VT-2. Use variable "B" batteries, being sure that they are trouble-free.

Connect 16 volts in the detector circuit. 45 volts should be used on the amplifier. Do not employ inferior material as it will lower the efficiency of the receiver considerably. Use a two-plate variable condenser in the antenna. About five taps of inductance and a small amount of capacity give best results. Too much capacity will stop the receiver from oscillating.

Wired Radio Saves the Taxpayer Money

(Continued from page 866)

gestion that we use a microphone in the ground leads for transmitting. The writer wishes to point out to the young experimenter at this point, that success oftentimes lurks in disappointments. The equipment was not what the writer wanted, but he took it rather than give up the idea. There stuck in his mind the possibility that something might be done with this inadequate apparatus to demonstrate a principle. He also needed loud speakers and secured the loan of them after much persuasion and argument with a well known Cleveland, Ohio, house. With two receiving sets and two loud speakers experiments were started. Private Timmerman of the Signal Detachment and a Mr. Lee Slusher of the camp Y. M. C. A. were given the job to devise ways and means. They hooked up sets on antenna using various means of modulation. The transmitters in the ground lead were not satisfactory. They finally took a couple of turns around the tickler coil with a transmitter in series and were able to get fair results. An interesting point here is that with both sets tuned to zero beat on the same wave they were able to transmit and receive using the same tubes for both purposes. Here is a case of using the same tubes for transmitting and receiving without the use of switches or relays to change from one to the other. The best principles of modulation were not used, but the results sustain the writer's previously stated proposition that two-way telephone communications can be carried on with the same tubes, using the first tube as an oscillator and a detector. This should interest the young radio fans for experimenting with radio telephony from block to block, using receiving sets. It is true that on the high frequencies used, the tuning is critical and hard to hold but the principle is demonstrated. The difficulty came in trying to get distance with the small receiving tubes. Necessity is the mother of invention; General Squier's principle of wired wireless occurred to

Interference Banished!

This amazing book explains new method.

THAT set of yours can be made so selective you'll think it's a land-line telephone instead of a radio receiver! Your set can positively be made 100% more selective!

How? Kenneth Harkness, famous engineer of the Radio Guild, tells you how in his amazing new book "Radio Frequency Amplification." In this book Kenneth Harkness tells you exactly what causes interference. Then he tells you all about his latest inven-

tion—the marvelous Harkness Coupler—the interference-banisher! This remarkable yet simple piece of apparatus will change that nightly fight of yours against interrupted receiving into an evening of real fun. It will make tuning as easy as falling off a log. Kenneth Harkness tells you why this astonishing device cuts out interference and shows you how to use it in your receiver and make your set super-selective.

Many other startling revelations!

THIS is only one of the many new and startling revelations which are made in this extraordinary book. Kenneth Harkness also reveals in this book all the details of his astounding new single tube "Harkness Receiver" which actually operates a loud speaker! He opens right up and gives you all the dope on this miracle receiver of modern radio this inexpensive easy-to-operate 1-tube set which does the work of receivers costing 2 and 3 times as much.

Then he takes you behind the scenes and shows you how several different types of hypersensitive receivers are made. He gives away professional engineering secrets of manufacture never before revealed to the amateur radio constructor. With 175 diagrams, drawings and action photographs, each step in the construction of 5 different types of receivers and amplifiers is unfolded for you with the graphic clearness of a talking-moving picture.

Advanced Radio Made Easy for You

In this comprehensive book Mr. Harkness not only tells you how to banish interference; he not only tells you how to build new and remarkable receivers—he also explains the whole theory of radio reception for you. In the first 8 chapters of his book, with scores and scores of illustrations he leads

you step by step from the elementary laws of electricity to the advanced principles of radio reception. His arguments are so skillfully worded; his explanations are so simple and understandable that you will quickly and easily learn advanced radio.

Special 5-Day Examination Offer

You've always wanted a real, live, practical radio book like this. You can have it for the asking—without paying a cent in advance. In fact, we are so confident that you will be delighted with Mr. Harkness' book that we will send it to you for five days' examination and let you judge for yourself! Just fill in and mail the coupon below. Don't send any money—pay nothing until the book is actually in your hands. When the postman arrives deposit with him the full price of the book—only \$1.25 plus a few cents postage. Examine the book for 5 days. Read it from beginning to end. See for yourself how it expands your knowledge of radio. Learn all about the remarkable receivers Mr. Harkness describes. Find out all about the interference-banishing Harkness Coupler. If you are not absolutely satisfied, if you do not feel that the book is all that we claim and more—send it back and we will promptly refund your money. That's fair enough, isn't it? You take no risk—you have nothing to lose and everything to gain, so mail the coupon today and get your copy by return. Don't delay—you may forget or misplace this advertisement and thereby miss this unusual opportunity. Do it now, while you're thinking about it.

Do it now
SEND NO MONEY
JUST MAIL THIS
COUPON



THE RADIO GUILD, Inc.,
256 West 34th Street, New York, N. Y.

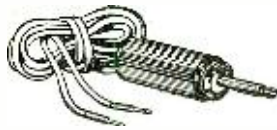
Send me—immediately—the new Kenneth Harkness book "Radio Frequency Amplification." I will deposit \$1.25 plus a few cents postage with the postman upon delivery. If I am not absolutely satisfied I may return the book within 5 days after receipt and you will refund my money, without question.

Name

Full Address

(Orders from Canada and other countries outside U. S. are payable \$1.50 cash with order subject to same money back guarantee.)

The Original AUTOMATIC TELEPHONE PLUG!



Saves you from short circuit and battery kicks. No more burned out phones or ruined transformers. No more broken finger nails.

Simple to operate  Bull Dog Grip Plug

INSERT
By a single touch and the connecting tips of your phone cords accomplish automatically the most perfect electrical contact

FOR ONE PAIR PHONES \$1.00
FOR TWO PAIR PHONES \$1.50

RELEASE
By pressing the small knob and the tips will slide out easily without pulling the electrical contacts

For sale at your dealer. Otherwise send purchase price to us and you will be supplied

GENERAL INSTRUMENT Co., 123 Liberty St., N.Y.C.

WEIGHS ONLY 8 OZ

The Scientific

SEND NO MONEY!

20,000 TURNS EQUIVALENT TO 3,000 OHMS

Order TODAY by Postcard and Pay Postman on arrival

\$2.95

POST-PAID

LOUD SPEAKER UNIT \$1.95

THE PHONE IT TOOK A SOLID YEAR TO DESIGN

A \$200,000.00 COMPANY stands squarely back of the guarantee on every Scientific headset

We Guarantee The Scientific Headset to be the greatest value on the market. Try it for five days. If not satisfactory send it back and your money will be refunded immediately. Circular on request. Dealers wanted.


THE SCIENTIFIC ELECTRIC WORKS
98 Brookline Ave. DEPT. H. BOSTON, MASS.

LEARN THE CODE AT HOME

"Just Listen—The Omnigraph will do the teaching"

with the

OMNIGRAPH



THE OMNIGRAPH Automatic Transmitter will teach you both the Wireless and Morse Codes—right in your own home—quickly, easily and inexpensively. Connected with Buzzer, Buzzer and Phone or to Sourder, it will send you unlimited messages, at any speed, from 5 to 50 words a minute.

THE OMNIGRAPH is not an experiment. For more than 15 years, it has been sold all over the world with a money back guarantee. The OMNIGRAPH is used by several Depts. of the U.S. Govt.

—in fact, the Dept. of Commerce uses the OMNIGRAPH to test all applicants applying for a Radio license. The OMNIGRAPH has been successfully adopted by the leading Universities, Colleges and Radio Schools.

Send for FREE Catalog describing three models, \$14 to \$30. DO IT TODAY.

The Omnigraph Mfg. Co., 20 Hudson St., New York City

If you own a Radio Phone set and don't know the code—you are missing most of the fun

the writer. It was a simple matter to connect the ground and antenna posts of each set by a pair of wires. This latter was the General's original method I believe.

The voice now came in loudly and clearly. The distance could be indefinitely extended and there was no longer any disturbance from C.W. signals or broadcasters. We placed the equipment on one of the ranges during practice fire and substituted it for one of the telephone lines. The try-out was made to work out the details. If the try-out proved a success we decided to use the equipment during the classic event "The National Matches," where it would be open for inspection before high officials of the Government, and where it could plead for itself in its aspect as a saver of time and money. The first day of the tryout everyone within hearing distance was well aware that radio was being used. There were squeals, and howls and chatters and all the embarrassing accompaniments of an amateur's hard luck, but sandwiched in between the weird noises the human voice sounded loud and clear. The instructions from the firing line rang out at the target pits from a loud speaker and gave encouragement to the experimenters. The same equipment was duplicated at both ends so the pits could speak back. The bugs were finally eliminated and the next day the equipment worked perfectly. The following day was the "National Match" when rifle teams from all parts of the United States and its possessions gathered. There were Porto Ricans, Filipinos, National Guardsmen and civilians, R.O.T.C. teams from colleges and C.M.T.C. teams from summer camps, also representatives from foreign governments

WIRED WIRELESS PROVED SUCCESSFUL

The "National Matches" at Camp Perry to the rifleman is like the "Derby" at Churchill Downs to the racetrack fan. It is the classic event of the marksmen of the country, and this year of the world. We substituted our equipment for a telephone line in the center of the range. In the midst of a distinguished audience we proceeded to handle the traffic with a dispatch that had never been seen before. The instructions were called into the transmitter at the firing line and went directly to the target operator, "Re-mark Target 41." Immediately, to be exact, in six seconds, target 41 was hauled down to be re-marked. Any questions from the target pits came back and sounded out at the loud speaker at the firing line. At the end of the firing at the 200-yard line the targets within hearing distance of the loud speaker were all down at half mast. They had finished 20 minutes before the flank targets, which were operated on the slow manual telephone. Wired wireless had demonstrated its efficiency here.

OTHER POSSIBILITIES

This demonstration was given with crude equipment picked up in the field merely to prove a principle. The writer's plan is to work out in the laboratory a system of carrier frequencies such as is used by the American Telephone & Telegraph Company on its New York-Chicago trunks. By using low kilocyclage, say about 25 kilos and with filter circuits to differentiate these frequencies, one heavy bus wire will do the work of five telephone lines. That is, for every five lines a wired wireless unit will be used, with loud speakers, thus eliminating troublesome cable systems and an enormous amount of field wire, and about 50 tele-

phone operators. Such a system made up into field units with armored duplex wire cable could be used and rolled up when finished, so as to move from one range to another. As a matter of fact, for such short distances, using these low frequencies, it may be possible to do away with wires. The low frequency eliminates critical tuning. Here is work for the experimenter. That which holds good on a rifle range is practicable in pursuits of more general use.

To conclude, my message to the experimenter is, if you have a good idea don't let people dissuade you. They are inclined to laugh until the thing works and then they pat you on the back. That is the way of the inventor. But he who laughs last laughs best. The writer wishes to thank Mr. Lee Slusher for his invaluable help and suggestions, also Mr. Hays of the Bissell Electric Company, Toledo, Ohio, and Mr. Grant of the Cleveland branch of the Western Electric Company.

A Good Crystal Detector Stand

(Continued from page 907)

and heavy contact on galena is had in this detector. The bronze springs have a tendency to go upwards and are held in the right position by the knob for adjusting the cat-whisker. A base of dry wood or composition, two knobs, some sheet bronze, brass tubing and a few screws are all that are needed for this remarkable detector. Dimensions are not given, as they may vary with the same efficiency.

Contributed by William W. Smith.

MAKING STORAGE "B" BATTERIES

As is well known, "B" batteries may be constructed from the plates of commercial storage batteries. I recently read an article describing how such a battery might be made by purchasing new plates and sawing them up to fit test tubes. New plates are doubtless excellent, but are expensive enough to be quite an item when used for a 100-volt bank.

The objection to using junked storage battery plates lies in the property of a storage cell. The positive plates in an old battery will crumble at a touch and are thus impossible to saw. The negative plates being composed of spongy lead are, on the contrary, very long lived and may easily be cut.

It occurred to me that it might be possible to make up a battery using pieces of negative plates only, re-forming one plate in each "B" cell by charging into a positive one.

I cut two pieces from a negative plate about 1 1/4" by 2 1/2" and placed them in a tumbler of electrolyte for a test. A current of 7 amps was passed through the cell for about 15 minutes. As this is about 20 times the proper charging rate for plates of this area, the cell boiled violently but for the short period was apparently unharmed.

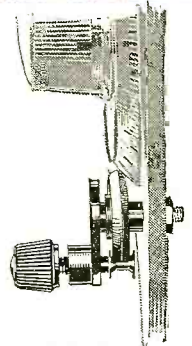
At the end of this short time one plate had taken on the characteristic chocolate color of a positive plate so a 3-volt flash-light lamp was connected across the cell. The lamp was still burning brightly the following morning and the cell showed a voltage of 1.9. It was then given another charge of 15 minutes and, due to other work interposing, was set aside for about 10 days. The lamp was connected to it at the end of that time and burned for 10 hours. Judging by its brightness it would have burned very much longer, but it burned out.

After the loss of this expensive discharging apparatus the positive plate was removed and upon breaking it up was found to be formed throughout, that is, the chocolate

TINY-TURN

A New and Superior Vernier Control

TINY TURN makes possible an exactness in tuning never before attained. It has a 30 to 1 gear ratio instead of only 4 or 5 to 1 as in the ordinary vernier. No lost motion! The vernier turns in the same direction as dial, can be instantly disengaged, leaving dial free. **INSTALLED ON ANY SET IN 3 MINUTES.** Handsome nickel and black finish. Packed in individual containers. We furnish counter display demonstrating boards.



Pats. Pend.
Side View showing friction drive against dial.

Price 75 cents

DUO-SPIRAL

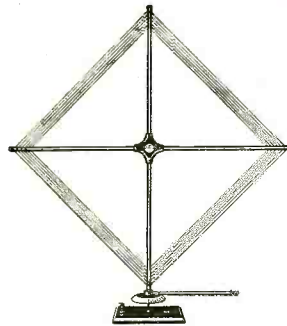
The Leading Loop Aerial

With New Dial and Handle

The DUO-SPIRAL loop reaches from coast to coast on the loud speaker. Careful tests by leading manufacturers and radio engineers have proved its superiority. Used exclusively by the largest manufacturers of radio frequency sets. It is trim and neat in appearance and handsomely finished. It rotates freely on its base. Adjustment is made easy by handsome dial and a long handle which eliminates all body capacity effects. The green double silk covered wire is kept always taut by hidden springs. The DUO-SPIRAL loop completely replaces roof antenna and ground and practically eliminates static. It is right in every detail.

24-inch size ... \$8.50. 12-inch size ... \$7.50

(These prices include new dial and handle)



Pats. Pend.



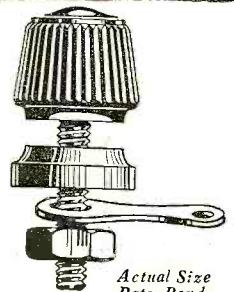
Top View of Base showing dial.

LOOX-RITE

The Distinctive Binding Post

Haven't you noticed how ugly poorly designed binding posts mar the appearance of the set? The handsome black and nickel finish and the beauty of design of LOOX-RITE Binding Posts add wonderfully to the appearance of your panel. LOOX-RITE is strong and sturdy throughout. Its concave metal base will stand tightening and prevents slippage. It fits any thickness of panel. Packed in cartons of fifty. **Price 10 cents each**

The above products (folders on request) are sold through dealers and jobbers. If your dealer cannot supply you, write us direct.



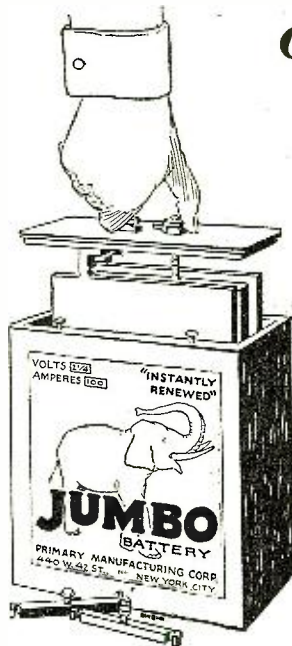
Actual Size
Pats. Pend.

RADIO UNITS INC

844 Webster Building, Chicago, Illinois

FACTORY: MAYWOOD, ILLINOIS

The Ideal Battery for *WD12* or *UV201A* Tubes



The single Jumbo for *WD12* tubes, the Double Jumbo for *UV201 A* tubes, will each operate 3 tubes four hours daily for forty days—with a renewal cost of 65c and 95c respectively.

The statement is made after renting thousands of Jumbo Batteries to radio fans in the New York territory at a flat monthly rate, regardless of the number of times the battery might require recharging.

Instantly Renewable

Jumbo Batteries require no service station or electric current for recharging. Spare renewal plates may be obtained from your dealer or by mail from the factory.

Prices—Single Jumbo, \$5.25; Double Jumbo, \$10.00
Write for descriptive folder and special Christmas offer.

Primary Manufacturing Co.
442 West 42nd St. New York

colored lead oxide extended through the whole mass. I consider this surprising owing to the fact that 3½-ampere hours were all the charge received—not a very expensive procedure. It is even possible that the first charge of 1¾ A. H. did the forming.

Mechanically the plate was little weaker than in its original negative form—certainly strong enough to hang indefinitely in a “B” battery where the service is anything but severe. The active material showed no tendency to swell out of the plate grids.

I think the conclusion from this experiment is that a very satisfactory “B” battery may be made in this manner. Since such plates may be had for the asking and test tubes, separators, acid and box be obtained for about \$1.50 there is little excuse in paying for dry “B” batteries which die very quickly when power tubes are used. Five “B” cells may be made from each plate so that five plates are required for a hundred volt bank. In cutting up the plates use a fine-toothed hack saw and *GO EASY*. With care few plates will crumble.

Contributed by John R. Haviland.

Some Suggestions for Radio Beginners

(Continued from page 872)

are a number of ways in which this state of affairs may be remedied, if it is at all remediable, but at the outset of this discussion it should be pointed out that often this interference of broadcasting stations is not due to the installation of the receiving set or anything under the control of the receiving operator. It is due frequently to the unfortunate location of the receiving station with respect to the interfering broadcasting stations, so that one broadcaster will always jam the other. This unfortunate condition might almost be termed an “act of God.” Thus one of the writer’s friends lives in Manhattan, on 8th St., between Aves. C and D, a distance of a couple of miles from both WEA and WJZ; he is north of WEA and south of WJZ. Both stations come in with reasonable signal strength, though WEA is considerably louder, and compared to WJZ sounds like a “ton of bricks.” It is possible to tune out WJZ and get WEA alone largely because the signal of WEA is so much louder than that of WJZ who is therefore drowned out. But it is impossible to tune out WEA and get WJZ, no matter what expedients are employed, such as wave traps, short antenna and regeneration, etc. This interference is simply unavoidable due to WEA’s excellent directional effect at this point as compared to WJZ. In such a case there is no sense in swearing at the manufacturer of the receiver or at radio. Take the matter philosophically and satisfy yourself with the stations you can get, or else get a very highly selective receiver, such as a super-heterodyne or other similar make, or move to another neighborhood.

LENGTH OF ANTENNA

Thus if you happen to be unfortunately located with respect to interfering stations you will be out of luck. However, this is not generally the case and the cause for interference will be found elsewhere. Of these other causes the writer found one very prominent one, namely the use of too long antennae. Let us kill at once and for all the heresy that very long antennae are necessary; this is not the tendency of modern development at all. The writer knows a person in Westchester, New York, who put up an an-

WEATHER and WATER PROOF INSULATORS

Just what you need to perfect the installation of your antenna and ground wires. Made of hard rubber with brass conductor through the center. Absolutely wind, weather and water proof and insures the best of insulation. Made in two sizes—4 inch size for windows and 10 inch size for walls and casings. Your dealer has them.

4 inch insulator ... 50c
10 inch insulator ... 80c

Jobbers and Dealers
Write or wire for special proposition

WALL INSULATOR

Made especially for radio work. Has steel base moulded into hard rubber column. Holds any sized wire from No. 14 to 4. Keeps wire 3 inches from wall thus meeting underwriters’ requirements.



60c.
LIST

THE M. & M. COMPANY

500 Prospect Avenue Cleveland, Ohio




The BATES EAR CUSHION

No finer Christmas gift for radio fans. Supreme comfort and keener hearing. Slips over any radio phone. Postpaid anywhere in U. S. \$1.00
DEALERS: Write for special discounts. Fastest moving radio accessory on the market.

BATES & COMPANY,
1520 Montana St., Chicago, U. S. A.

WOC--TRESKO

Licensed under Armstrong U. S. Patent No. 1,113,149



A long distance, 1000 mile, 600 meter range regenerative tuner for \$12.50

Add parcel post on 6 lbs. New circuit startling results. Cheaper than crystal set. Uses any aerial. Amplifiers

to match set for your loud speakers. Circuits free—Full instructions.

TRESKO

Tri City Radio Elec. Supply Co. DAVENPORT, IOWA
BOX 148

WANTED—Back numbers of Radio News, Dec., 1921, Jan. and Feb. and April-May, 1922. Experimenter Publishing Co., 53 Park Place, New York City.


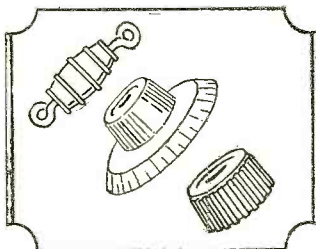

tenna about 150' long, thinking to get as loud a signal as possible with a long and high antenna. He uses a standard Westinghouse R.C. single circuit regenerative tuner with two-stage audio frequency amplifier. He found that while he got sufficient signal strength he could not tune out WOR from WJY, and WJZ from WEAF. The writer's aid was enlisted and after some listening in he suggested cutting down the antenna length to about 75'. This was done and it was an easy matter thereafter to separate the above stations and at the same time signal strength was not reduced.

There was no magic in the above suggestion and it was based on sound radio principles. Why does the short antenna give better tuning and selectivity and equal strength when used with the single circuit regenerative receiver, as compared with the long antenna? The answer to this will solve the difficulty of thousands of radio perplexed novices, and will show the futility of large antennae when used with regenerative receivers. It is true that the larger the antenna the more energy it will extract from the ether. But the larger the antenna the more difficult it is to tune sharply, for it collects so much energy that even waves to which it is not tuned will extract considerable energy and pass it on to the receiver, thus causing interference. In other words a very large antenna collects so much energy on all waves that various signals just force their way into the receiver. Obviously the greater the antenna length is, the higher is the natural wave-length of the antenna and the less inductance or capacity is required to receive the broadcast wave-lengths. Whereas the shorter the antenna the more inductance and capacity is required, which enables you to actually tune your set more sharply. If your antenna is long enough, it is not at all necessary to tune your set, the energy will simply float into the receiver without tuning. Thus a large antenna makes sharp tuning more difficult by virtue of its very largeness and by the fact that it picks up so much energy.

REGENERATION

Another point: A regenerative receiver, when properly regenerating is one of the most selective receivers known. Also it is more selective the more you are able to regenerate. If a very large antenna is used it is difficult to regenerate much, in fact, it may not be possible to regenerate at all; due to the long antenna, the moment you begin regenerating by using the tickler coil or plate variometer the set begins to squeal. Long antennae mean small regeneration, hence little selectivity, for you cannot employ the very feature of the receiver which gives it its selective qualities, namely regeneration. On the other hand, with a short antenna it is possible to use considerable regeneration before the squealing point is reached, hence the set is extremely selective on short antennae, due to the ability to regenerate and bring its selective properties into play. Now, although a shorter antenna is used which collects less energy from the ether than the long antenna, the signal strength is not impaired, in fact it may be better than with a long antenna. Why? For two reasons: In the first place a regenerative receiver is more sensitive to low signal voltages, that is, it will amplify low signal voltages considerably more than it will high signal voltages. Thus although the long antenna brings in a large signal voltage it will not be amplified much, whereas the short antenna's low signal voltage may be amplified many times and thus bring

The Supreme Insulation **RADION** Panels



are easiest to
drill, saw, or
engrave with
simple tools
at home

18 Stock Sizes Radion Panels

6 x 7	6 x 10½	6 x 14
6 x 21	7 x 9	7 x 10
7 x 12	7 x 14	7 x 18
7 x 21	7 x 24	7 x 48
9 x 14	10 x 12	12 x 14
12 x 21	14 x 18	20 x 24

These leading manufacturers of CONDENSERS adopted RADION ENDS
 Amsco Products, Inc.
 Commercial Screw Machine Prod. Co.
 Elgin Tool Works, Inc.
 Freed Eiseman Radio Corp.
 General Radio Co.
 Heath Radio & Electric Mfg. Co.
 Jewett Mfg. Corp.
 S. S. Novelty Co.
 Pacent Electric Co.
 Superior Instrument Co.
 Thompson Levering Co.
 because Radion is the Best Possible insulation against current losses in high frequency reception.

AMERICAN HARD RUBBER COMPANY 11 Mercer St., N.Y.

**Make Your
Reflex Set
100% Efficient
By Using**

**MPM
Million Point Mineral
CRYSTAL**



35c Mounted 25c Unmounted

**M. P. M.
Million Point Mineral
CRYSTALS**

This remarkable crystal is super-sensitive—reproducing from every point on its surface. Greatly increases both audibility and radius—records having been reported up to 1200 miles. Will not burn out or corrode. M. P. M. crystal is unsurpassed for reception both with or without amplification.



PRICE
\$4.50

**M. P. M.
Reflex Radio Frequency
TRANSFORMER**

Absolute precision in the assembling of these transformers assures remarkable range and volume with positive elimination of distortion.

Special Offer

Detailed working diagram of a successful reflex circuit will be sent free with all orders for either crystals or transformers.

M. P. M. Sales Co.

Dept. N, 247 South Central Ave.,
Los Angeles, California

**YOU DON'T NEED
TUBES**

to get out of town. If you want new stations on your crystal set WRITE ME TODAY. Mine works 400 to 1,000 miles without tubes or batteries! Thousands have bought my plans and now get results like mine. CHANGES OFTEN COST LESS THAN A DOLLAR. Send self-addressed envelope for further information. LEON LAMBERT, 595 South Volutsia, Wichita, Kansas.

**KLOSNER
RADIO PRODUCTS**

Send for free literature.

KLOSNER IMPROVED APPARATUS CO.
2024 BOSTON ROAD NEW YORK CITY

KILLOCH HEAD SET

2000 OHM \$3.25 POSTPAID IN U. S. A.
Baldwin Head Set \$8.75 Postpaid in U. S. A.
Send For Radio Catalogue

DAVID KILLOCH CO., 57 Murray St., N. Y. CITY

the ultimate signal intensity above that of the long antenna. In the second place, due to the fact that it is difficult to regenerate much when using a long antenna, the loud signal from the antenna is not amplified much, whereas the weak signal from the short antenna is considerably amplified by the regeneration of the set. The long and short of the whole matter is, therefore, as follows: Use short antennae if yours are regenerative receivers, and regenerate as much as possible. Use the tickler coil or plate variometer as much as possible—that is what it is meant for—and you will not have much trouble with interference and your signals will be satisfactorily loud.

Another cause of frequent disturbance to novices is made by noises heard in the phones, there are high pitched noises, squeals and so on. These noises, in the case of those who have regenerative receivers, are often found to be due to too much use of the regenerative control; that is, too much tickler coupling or too high plate variometer. In their efforts to bring in stations with a deafening sound they jam the tickler all the way in. Bring the tickler up to the point where the set begins to squeal or howl, and then move it backwards a trifle until the noises disappear. This will be the very best operating point. In case it is desired to use more regeneration for reasons given above, it is possible to keep the tickler coupling tight and just decrease the filament current a trifle. This often eliminates the howling without necessitating decreasing regeneration.

Complaints are often had about too small volume of signal in the second stage of an audio frequency amplifier. Signals come in satisfactorily in the detector and first stage, but not in the last. If everything else is found to be all right the chances are that the last tube is a poor amplifier. Novices ought to make it a rule always to change the tubes around. Try the last amplifier tube as a detector, and the detector as an amplifier. It will very often be found that the last amplifier tube is a very good detector but a poor amplifier; a change like this very often means satisfaction.

DISTORTION

The above may also be the cause for distortion which is present in the last step. The tube itself may be a poor amplifier and distort also, so that changes of tubes from detector to first stage and second stage should always be tried. Distortion in the last stage is often due to overloading the last tube. It must be remembered that the tubes generally employed as amplifiers are not power tubes. Thus a WD-11 or 12 is a good amplifier, but if given too much pep will back down and distort as a result. Therefore, if the input into the last tube is regulated a bit when distortion is present it will frequently be found that the distortion disappears. Very often, however, the distortion is due to poor amplifying transformers, the 25c. variety, which eliminate many of the frequencies which are required for faithful reproduction of voice or music. The only remedy in such a case is to get good transformers. Frequently shunting your transformers with condensers will be found to improve matters a trifle. In any event never begin swearing at the broadcasting station for poor quality until you are sure that your set is blameless. Nine chances out of ten something in your set is contributing the distortion.

Difficulties with loud speaker distortion are also frequent. This is a more troublesome matter because loud speakers are not yet perfectly designed. A loud speaker

**50 Moore Radio Screw Knobs
for Indoor Loop Aerials and
All Indoor Wiring for \$1.00**



Loop Aerials or indoor antennae constructed with Moore Radio Screw Knobs, glass heads, give clearer reception. Easily inserted. Nothing better,

neater or more attractive for attaching indoor wires to woodwork or walls.


Packed fifty to the box. Sent to any address, postpaid, on receipt of One Dollar.

MOORE PUSH-PIN CO.

Radio Department
113 Berkley St. Philadelphia, Pa.

**Cold Winter
Nights**

Won't find you on the roof fixing the aerial—removing snow and sleet, exposing yourself to sickness, if you use



ANTENELLA

(No aerial or antenna needed.)

A light socket plug that eliminates all outside wiring, lightning arresters and other inconveniences. Merely plug Antenella in any light socket and you can enjoy the best in radio in any room in the house.

Now Only \$1.25

At your dealers—otherwise send purchase price and you will be supplied postpaid.

Chas. Freshman Co. Inc.
Radio Condenser Products

106 Seventh Avenue New York

**Standard of Spanish Army
Genuine Astra**

\$7.75



Adopted by
French During
World War

The finest European pistol—**Drop Forged Blue Steel Throughout**—uses standard ammunition, an accurate, hard-hitting, brand-new weapon.

Bought before recent tariff raise. Buy now from sole U. S. importers and save about 1/2 on these fine guns.

\$7.75 25 cal., 7 shot ASTRA, C. O. Q. Automatic.
8.95 25 cal., 7 shot ASTRA, Automatic.
9.95 25 cal., 7 shot ASTRA, triple safety.
10.95 32 cal., 10 shot ASTRA, extra magazine.
16.95 32-20 and 38 cal. swing-out cyl. revolvers.

Write for firearms catalogue. We guarantee perfect workmanship and material; every gun brand new; of drop forged steel throughout. Before buying any gun insist on this guarantee. Send no money unless you wish. Pay postman on delivery plus postage. Money cheerfully refunded if not fully satisfied. **ACT NOW to get these SPECIAL LOW PRICES. WRITE TODAY.**

CALIFORNIA TRADING COMPANY
Dept. 231, Terminal Bldg., Los Angeles, Cal.

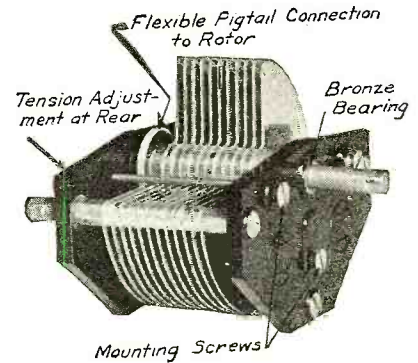
An Engineering Achievement

K & C NEW VARIABLE CONDENSER IS 100 PER CENT

THE day of the unstable variable condenser has passed. The Kilbourne and Clark Mfg. Co., hastened it and now have passed it. The new type K-C variable condenser is the answer. This condenser is the outcome of months of study of the faults of all variable condensers. It is the embodiment of all that is desirable. Objectionable, faulty features have been eliminated down to the most minute point.

The K-C variable condenser of the new type is mounted on two moulded end plates, of pure bakelite, this high-grade non-hygroscopic insulating material reducing leakage losses to a minimum. The shaft of the rotor plates revolves in bronze bushings that are moulded in. These bushings give a wear-proof permanent bearing that obviates enlarged shaft holes and resulting short circuits and explosive noises in the head phones. There are no sliding contacts. The rotor plates are connected with a lug by means of flexible Belden braid, affording a direct and positive contact.

The K-C vernier condenser comes with dial, correctly marked from 0 to 100, and a separate control knob for the vernier adjustment. The vernier is a two-plate extension on the condenser that has been designed to give the greatest breadth of movement in tuning in the faintest of signals.



View Showing Typical Construction

Cat. No.	Capacity	No. of Plates	List Price
3	.00003 mfd.	3	\$2.50
7	.0001 mfd.	7	2.75
13	.0002 mfd.	13	3.25
17	.0003 mfd.	17	3.35
23	.0005 mfd.	23	3.50
31	.0007 mfd.	31	4.75
43	.001 mfd.	43	5.00
63	.0015 mfd.	63	7.75

For condenser with vernier adjustment add \$2.00 list to above prices.

Kilbourne & Clark Mfg. Co.

Head Office & Works, Seattle

BRANCH OFFICES

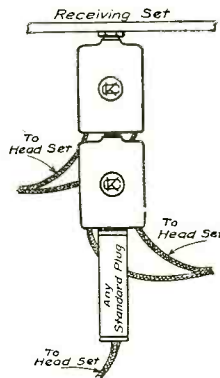
Portland, 305 Larrabee St. Phone 6156.
 San Francisco, 591 Mission St. Phone Sutter 40.
 Los Angeles, 1103 W. 10th St. Phone 581-002.
 New York City Reps.—Steelman Inc., 24 Murray St., Tel. Barclay 7941-2

A HIGH-GRADE COMPLETE LINE OF RADIO PARTS FOR EXCLUSIVE USERS

For 10 years we have built radio apparatus for ships, shore stations, U. S. Navy, amateur and experimental use.



KC Your Guarantee



The Essence of Simplicity

K & C NEW "SERIES AUTOMATIC" PLUG A WINNER

Costs No More than Any Standard Plug BUT


It enables you to add any number of headsets in the circuit *instantaneously*. No multi-jacks or terminal blocks to fuss with.

Just "Plug-plugs" into each other.

Any other make of standard plug can be used with the K & C "series automatic" plug.

Moulded in pure bakelite.


K & C "Series Automatic" Plug \$1.25 each



Radio



RADIO PANEL



Panels

APPROVED BY RADIO EXPERTS

Radio set-builders demand PANELYTE PANELS (patent pending) because of their high dielectric and excellent tooling properties.

The great demand for PANELYTE PANELS is due to the fact that they possess such good qualities for fine radio work and can be purchased at so reasonable a cost.

PANELYTE RADIO PANELS are approved by the best testing laboratories.

The above package is your guarantee that you are purchasing genuine PANELYTE RADIO PANELS.

Every PANELYTE PANEL is inspected, packed and sealed at the factory thus assuring the set-builder receiving the panel in perfect condition. Full instructions for drilling sent in each package.

Seven reasons why you should buy PANELYTE PANELS:

1. High Dielectric Strength
2. High Surface Resistivity
3. High Volume Resistivity
4. Grained Surface
5. Ample Tensile Strength
6. Splendid Tooling Properties
7. Low Cost

Buy from your nearest dealer.

DEALERS AND EXPORTERS: WRITE TODAY FOR LATEST INFORMATION and DISCOUNTS.

THE PANELYTE COMPANY,

Trenton, New Jersey, U. S. A.

U.S. TOOL CONDENSERS

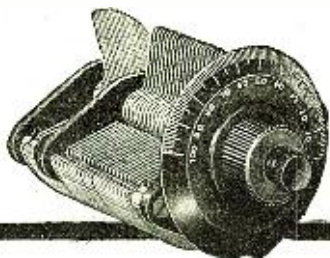


*Precisely Lathed Shafts
Insure Exact Alignment*

THE bearings, where continued use first tests the quality of a condenser, in *U. S. Tool Condensers* are machined as carefully as the parts of the finest precision instruments. The main rotor shaft fits its bearings with just a micrometer determined space between to give smooth, frictionless turning, but without enough space to allow side or end play. Consequently wear is reduced to insignificance. Another reason why all *U. S. Tool Condensers* are so unconditionally guaranteed.

Write for booklet and the name of your nearest dealer

U. S. Tool Company, Inc.
118 Mechanic St., Newark, N. J.



**It Has Happened to All of
You In a Fraction of
a Second!**

WHEN the filament burns out, at least \$5.00 goes with it to put the set in operation again.

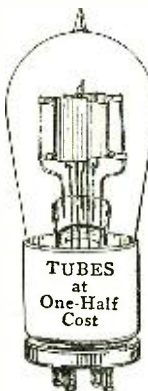
WHY not save nearly one-half the cost of a new tube by sending us your burned out or broken tube to be repaired?

WE REPAIR EVERY TYPE of tungsten wire filament receiving tube. All our tubes are TESTED and GUARANTEED to function as well as when new.

All tubes returned P. P., C. O. D.

**HARVARD RADIO
LABORATORIES**

200-204 Old Colony Ave.,
SOUTH BOSTON, MASS.



TUBES
at
One-Half
Cost

will distort much more easily than any other part of your set. It is advisable, therefore, to buy the very best make, if you are buying one. Then, if you have trouble, shunt the loud speaker terminals with a small condenser which frequently takes some of the ragged edges from speech and music. Do not use too high values, as this will result in shunting the audio frequency currents and reducing intensity. Values for the condenser in the neighborhood of .002 or .003 mfd. will be found about right.

It is hoped that some of these random suggestions will enable novices who are meeting some of the above problems to solve their difficulties and get a little more satisfaction out of their receivers.

How To Make Your Own Grid Leaks

(Continued from page 904)

the resistance scale until we reach a point where we have 1/10th megohm or less.

After the papers are all thoroughly dried they must be mounted in the little copper strips. Offhand, this would appear to be the most simple part of the whole process. Perhaps it is simple, but it is at the same time the most important part of all. It will be evident that for high resistances of this nature the distance separating the copper strips must be very accurate. By the aid of a machinist's scale, it will be possible to put the clips on with reasonable accuracy. They should be pinched down tightly so that a good contact will be made with the surface of the paper. In doing this, it is well to avoid handling the leaks as much as possible, and a pair of tweezers could be very profitably employed. The delicately coated surface is extremely sensitive and the resistance can be effected appreciably by simply handling it.

After the copper strips are placed on the Bristol board it will be necessary to obtain some very small corks that will fit the glass tubes used. A little knife slit is made in these corks and one of the copper strips is slipped in them. This is then mounted in a tube and molten paraffin is poured in and allowed to cool. This paraffin should not be too hot, but just hot enough to be liquid. After the paraffin is cooled, the opposite end is provided with a cork and from this it will be seen that the tube should not be entirely filled with the paraffin, but space should be left to accommodate the second cork.

DETERMINING THE RESISTANCE VALUES

With this work done we are now ready to test the resistances of the grid leaks and to mark them. For this purpose we can use a calibrated student's galvanometer similar to the Weston No. 375 type. This is an inexpensive little instrument which may be had for approximately \$10 and which will be found about many radio fans' laboratories. This is connected up with a circuit, as shown in Fig. 2. The writer fortunately has an expensive microammeter reading to 100 microamperes, and it is a very simple matter to measure these high resistances with this unit. The same circuit is used and 100 volts of "B" battery are employed. For this purpose it is necessary to place a potentiometer around the last "B" battery so that the voltage can be accurately adjusted to 100. If we should place a grid leak in this circuit and obtain a reading of 50 microamperes it is evident that we would be measuring a 2-megohm leak, according to

R RIGGS R RECTIFIER

\$12.50

Prepaid
Anywhere
in the
U. S.

Money Back Guarantee

We guarantee the Type B-3 to please you. If it does not, return it and we will return your money.

THE RIGGS MFG. CO.

Eastern factory Urbana, Ohio
Western factory Everett, Wash.

Why JUNK YOUR SET?

THE NEW TWITCHELL AUXILIARY TUNER connected to your present set will enable you to bring in the long and short wave stations which your present set cannot get. Copyrighted diagram of this tuner 50c, or with all parts \$9.00. Complete instrument in Walnut cabinet, ready to use, \$15.00. Transportation prepaid.

MY HIGHLY IMPROVED REINARTZ brings in all important stations on this Continent loud, clear and without distortion. We dance to music from Atlanta and Los Angeles.

Build one of these wonderful 3 tube sets from my blueprint and specifications, price 50c, or with a complete and perfect double-wound spiderweb coil \$3.00 by mail. Picture of this set on a glass panel with every order. This copyrighted circuit is the most successful of any Reinartz modification yet produced, and is imitated the most. Thousands are in use.

My W. D. II Circuit is especially designed for use with the "Pickie" tube and brings out the full value of that little tube as no other circuit can. Stations 1000 miles away come in clearly on one tube. This set is small, complete, portable. For the man who wishes the highest efficiency, this is the set to build. Price of blueprint and specifications, 50c, or with complete and perfect windings, \$3.00. Photo of set with every order.

Sets built from these copyrighted plans will receive all broadcasting stations operating under the new laws. Their wave length range is from 170 to 800 meters.

All goods prepaid. These instruments are easy to build, easy to operate. Everything clearly shown.

S. A. TWITCHELL
1927 Western Avenue. Minneapolis, Minn.

Parts and Accessories
for makers of radio apparatus

GERACO
PROVE RADIO PRODUCTS

Details and Prices on request
GENERAL RADIO CORPORATION
Mfrs. & Distributors of
First Quality Radio Equipment
including MUSIC MASTER RADIO Reproducer
10th and Cherry Streets Philadelphia


Print Your Own

Cards, circulars, labels, book, paper. Press \$12.
Larger \$35 Job press \$150. Save money Print
for others, big profit. All easy, rules sent.
Write factory for press catalog, TYPE, cards,
etc. THE PRESS CO., D-72 Moridon, Conn.

Here's Three New "Regal" Products This Season— Ask Your Dealer Why They Are Better

New "Regal" Double Arm
Inductance Switch with Hard
Rubber Knob and Dial


No. 162



A 15 point Inductance Switch complete in one unit. No more messy soldering—no more drilling of holes with chipped panels—no more switch points to assemble. Mounted on panel with one bushing. Ask for the genuine "REGAL."
Complete with Knob and Dial.....\$1.50

New "Regal" Audio Frequency
Amplifying Transformer


No. 200



For clearness of tone, voice and music amplification, and freedom from howling and objectionable noises, the Regal is without a peer in the market.
3½ to 1 Ratio\$4.25
5 to 1 Ratio 4.50

New "Regal" Vernier
Rheostat

No. 120



A Vernier Rheostat the trade has been waiting for. Smooth filament current control, enabling finest adjustment.

A superior Regal Product for exacting radio fans.
6 Ohms\$1.25
30 Ohms 1.25

IF YOUR DEALER DOES NOT CARRY REGAL PRODUCTS WE WILL SHIP DIRECT. SEND US YOUR DEALERS' NAME AND ASK FOR OUR CATALOG NO. 18 SHOWING OUR COMPLETE LINE OF 30 REGAL ITEMS.

THE AMERICAN SPECIALTY COMPANY, Bridgeport, Conn.





The Best Gift of All
The
Original
BALDWIN
RADIO PHONES

THE ORIGINAL BALDWIN radio phone stands without an equal in the world. It is manufactured under the personal supervision of the inventor, Nathaniel Baldwin, in his own factory. It will improve the reception of any radio set.

If your dealer cannot supply the ORIGINAL BALDWIN ask him to get a set for you—or write direct to nearest point listed below for descriptive circular and prices.

Look for facsimile
signature of
NATHANIEL BALDWIN
on every box


NATHANIEL BALDWIN Inc.
Salt Lake City, Utah

NEW YORK—99 Chambers Street
SAN FRANCISCO—Call Building

CHICAGO—1427 Michigan Ave.
KANSAS CITY—Chambers Building

SCHINDLER'S BUILD-UP Mica Condenser


50c to 75c



Schindler's "Build-Up" Condensers fill a definite need for reasonably priced condensers that may be easily increased or decreased in capacity. By the use of a "Build-Up" Mica Condenser you can change from an ordinary phone condenser to a special .006 value used in the Flewelling Circuit.

By simply adding extra plates of mica and copper to the "Build-Up" base, you can obtain any definite capacity from .00025 to .006. (Each mica plate with the alternate copper plate has a capacity of about .002 Mfd.)

"Build-Up" Condensers are dilation proof. They insure high efficiency and will add satisfaction to the operation of any set. Each assembled complete in neat carton.




Mfd.	List price
.00025	50c
.0005	50c
.001	55c
.002	60c
.0025	65c
.005	70c
.006	75c

Extra envelope containing 20 mica and 20 copper plates, or sufficient to build up a condenser from .00025 to .006, list price 25c. Table showing required number of plates for any capacity is furnished with each Condenser. Ask your dealer or order direct.

SCHINDLER'S RADIO FREQUENCY TRANSFORMER

\$2
Including Hook-up Charts




Makes signals audible on a small indoor loop aerial, that were originally too weak for detection even on the outdoor type of antenna. "Excellent results obtained," says Radio News Laboratories.

Made in two types. Type A for wave length of 150 to 500 meters. Type B for 300 to 650 meters. Price \$2 either type.

If your dealer can't supply you order direct.

CHARLES SCHINDLER
Manufacturer of Radio Parts and Specialties
1401 West Delaware Avenue, Toledo, Ohio

Reduce Cost of Operating Your Radio Set



Pignolet Radio Voltmeter

is essential to satisfactory operation.

Write for booklet.

PIGNOLET INSTRUMENT CO., INC.
114 Liberty Street New York City

Ohm's law which states $R = \frac{E}{I}$.

We know that the voltage is 100 and 100 divided by 50 (.000050) microamperes gives us 2,000,000 ohms. If we had a reading of 100 microamperes we would have a resistance of 1 megohm.

In the case of the student's galvanometer, each division on the scale is equivalent to 22 microamperes. With this figure in mind it is a comparatively simple matter to measure the current with a fair degree of accuracy. It almost goes without saying that some care should be taken to prevent a short circuit, since the heavy voltage of the batteries would instantly burn out the galvanometers.

As the resistances are measured it is well to take small stickers and mark the values on them for future reference.

A little practice in this work of making grid leaks gives surprising results and the writer knows of one "ham" who became so proficient, that he made them for all the hams in the neighborhood, selling them at 50 cents apiece. He guaranteed them to have an accuracy of 10 per cent.

A little mounting block, similar to that shown in the sketch (Fig. 3) will be necessary to hold the leaks. With this they can be slipped in and out very rapidly for experimental purposes.

With a few grid leaks it is possible to connect them up in such a way as to arrive at any point within a wide range of resistances. If they are connected in series in holds, according to Ohm's law, $R = R_1 + R_2 + R_3 + R_4$. When resistances are connected in parallel we have the following formula:

$$R = \frac{1}{\frac{1}{R_1} + \frac{1}{R_2} + \frac{1}{R_3} + \frac{1}{R_4}}$$

In Fig. 4 we see a very simple way of making a variable grid leak. However, the writer has had very poor success with leaks of this nature, probably due to the fact that the resistance element is constantly exposed and therefore suffers changes by causes that could be prevented if the thing were hermetically sealed. The phosphor bronze used in this leak should have enough spring to it so that it will always remain in its original form.

Some Suggestions on the Design and Construction of Aerials

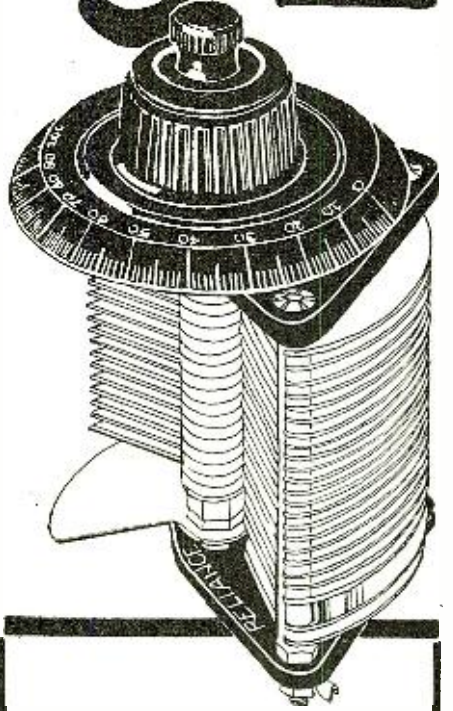
(Continued from page 894)

act center and a jumper should be run across if the aerial is of the two-wire type. When you figure for a definite wave you use half the flat top length and after achieving your final length of half of the aerial top, subtract 5' from the total length of the top to make up for the increased capacity that results, partially. If, however, your aerial, as a "T" type, is over 60' high, then refiguring for the wave-length is unnecessary, as the change in capacity is not so much with the higher aerials.

THE IMPORTANT CONSIDERATIONS

As a summary of this foregoing, get these points: If your aerial is below 50' high and long, a single 4" in diameter cage is as good as you can get, if you also have a counterpoise. Without the counterpoise, use the two-wire flat top for even the powers above five watts. With the counterpoise, use the two-wire if you only use five watts and the small diameter cage on more power. Where your

\$3 75



Reliance

23 Plate Bakelite Vernier Condenser

The RELIANCE 23 plate Bakelite Vernier Condenser is made and guaranteed by us to be mechanically and scientifically correct in every detail concerning construction and capacity.

The 23 plate RELIANCE comes complete with dial and knob—price \$3.75 F.O.B. Chicago. The 11 plate vernier is \$3.50 and the 43 plate \$4.00. Our products are sold exclusively thru jobbers and retailers but if your dealer can not supply you, write us direct.

We manufacture 20 other types of Vernier Condensers. Folder FREE on request.

Manufactured and Guaranteed by
Reliance Die & Stamping Co.,
503 N. La Salle St.
Chicago, Ill.


Genuine Nathaniel Baldwin Head Phones

\$795

Type C. Mica Diaphragm New Stock

Before you build your set, write for our full list of new, nationally advertised radio merchandise and save money.

NORTH SHORE RADIO WORKS
813 Mulford St., Dept. 15 Evanston, Ill.



Price
\$1.75

6 ohms, 25 ohms, 40 ohms

The very best in Rheostats

Vernier and Non-Vernier

THE UNITY VERNIER RHEOSTAT

The highest type electrical instrument made for controlling resistance.

A refinement in tuning adjustment, far surpassing the possibilities of any other instrument, is very easily obtained.

The Unity Vernier Rheostat is the only Rheostat with a cut-out switch operating with no change in tuning adjustment. Interchangeable Resistance Cartridge

—“Hear a set that uses one”—

THE UNITY NON-VERNIER RHEOSTAT

or the Cartridge Rheostat

Where a non-vernier rheostat is sufficient, the Unity Cartridge Rheostat is the best Rheostat made.

The sliding contact is a phosphor bronze fork—surpassing all other types for positive connection and smooth variation.

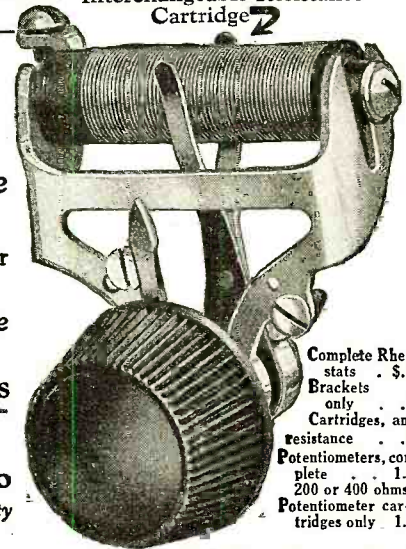
In addition, it is made in all resistances, and resistances are interchangeable without removing the bracket from the panel.

Unity Potentiometer Cartridges also fit the Unity Brackets

If your dealer cannot supply you, send your check or money-order to the factory with dealer's name.


Unity Manufacturing Company, 228 No. Halsted Street, Chicago
Automatic Screw Machine Products, Stampings, General Manufacturing on Contract or Royalty

DEALERS ARE OFFERED A FREE COUNTER DISPLAY CARD



Complete Rheostats . \$3.80
Brackets only . .45
Cartridges, any resistance . .35
Potentiometers, complete 200 or 400 ohms . 1.45
Potentiometer cartridges only . 1.00

6 ohms, 25 ohms, 40 ohms. Other resistances if desired.



Goldcrest Model 30—\$55.00

The CLEARSTONE GOLDCREST Model 30 is a three tube receiver which will operate a loud speaker. This unit functions as a four tube receiver because of the reflex feature with one stage of radio frequency amplification, a detector and two stages of audio frequency amplification. Like all CLEARSTONE receivers, Model 30 is famous for its simplicity and remarkable ease of operation.

The beautiful solid mahogany cabinet with gold paneled instrument, lettered in black is in perfect keeping with the most beautifully furnished home.

Jobbers write for interesting proposition, prices and discounts.


Dealers write for literature and name of nearest jobber.

Model 20\$40.00
Model 31 70.00
Model 61\$75.00

HEAR—far as well as near

Pick up local programs or tune in stations far away.

CLEARSTONE receivers give you an incomparable clarity of tone which ignores distance and will make your winter evenings a constant delight.



Goldcrest Model 41—\$90.00

The GOLDCREST Model 41 is a four tube reflex instrument which has three stages of radio frequency amplification, a detector and two stages of audio frequency amplification.

This beautiful and distinctive solid mahogany cabinet with the engraved gold paneled instrument make a completely self-contained unit when 1½ volt tubes are used.

Model 32\$115.00
Model 40 75.00
Model 42\$135.00
Model 60 60.00
Model 62\$120.00

Write for folder describing complete line

THE CLEARSTONE RADIO COMPANY, Cincinnati, Ohio



\$15.00 F.O.B. Cleveland

Type 6 charges 6 Volt Storage Battery from any 110 Volt, 60 Cycle lamp socket at average rate of 6 amperes, or over if battery needs it.

The Ideal Gift For Your Radio Friend

Scarcely a gift you could think of will bring more genuine appreciation than the satisfaction obtained from an F-F Battery Charger.

It is shock-proof and fool-proof. It has been the one satisfactory charger for ten years past. It has no expensive parts to replace. Battery cannot discharge through it. And it utilizes both sides of the alternating current wave. (Efficiency). The

F-F BATTERY CHARGER

will charge a dead battery because it operates independently of battery. Copper to Carbon contactors that cannot BURN or STICK permit a desirably high charging rate.

Insist on the F-F for complete satisfaction. Buy from your dealer. If he cannot supply you, write for literature or enclose remittance covering express or postal charges on 9 lbs.

ITS FREE—Write for Bulletin No. 32

The France Mfg. Co.
10432 Berea Road
Cleveland, Ohio

Oldest Manufacturer of the First Successful Mechanical Charger.

height goes to 50 and above, use the double cage preferably for powers above five watts and the single small cage for the five-watter.

Now, in building aerials for unusual locations and those different from the normal types, we come to different designs which are best for the height and position. Length here is not considered, as your aerial may be forced to be shorter than necessary. But, where your length is obtainable, it is not so necessary to increase the capacity of the aerial. Take Fig. 6 as an example. It shows an aerial to be built on a single pole about 50' high with two other supporting points not above 25' in height. The small fans are advisable so as to get maximum capacity above ground and even if these fans are only 4' wide, they should have as many wires as possible, 10, 12, or more. Their length can be determined by one factor: the small end should terminate in the small cage lead-in at least 30' above ground. The additional small fan on the side opposite the lead-in helps to add to the length and can be used, if you have room, to make the full length you need. The insulation at the free end should be at least three of these 10" porcelain and because there are so many supporting points it will be necessary to use plenty of insulators in series to avoid the multiplication of normal losses. You must be careful to see that the angle between the two fans is kept greater than a right-angle. The same applies to the angle between the lead-in and the fan it connects to. The lead-in of course can go in any necessary direction. If it is possible to use the fan on only one side of the pole and get length enough to work within 30 per cent of the fundamental, then be satisfied, for the additional fan on the other side should be avoided if possible, but where it is needed to get a good fundamental, do not hesitate to use it. Where your height gets in the neighborhood of 60' and more, so that you have a good height to work from, then the construction is changed to tapered cages as in Fig. 7. The cages on either side of the pole are necessary only to make up for lack of length, as was true with the fans. These large top cages should have their maximum diameter as great as possibly convenient for you to construct, and should have six or more wires, depending on the size, of course.

Where your power on these freak construction aerials is only on the five-watt order, then make the fans with only about four wires and the great width is not necessary as 4' or 5' would suffice. But, the wider it is convenient to make them, the better. On five-watts your cages at their maximum can also be comparatively small and of from four to six wires, as that is sufficient.

As a summary, get these points: where your aerial is comparatively low, the idea is to spread out horizontally and not at all vertically (the single small long cage in the first few paragraphs and the fans and flat tops) and not too much horizontally, unless the length is limited so that length must be made up by capacity: where your aerial is higher, do two things, spread out horizontally and cage entirely, as the cage is more efficient than the flat top where it doesn't detract too much from your vertical height due to diameter.

If it is possible to put up the vertical type of antenna, then the best you could use would be the vertical tapered cage with a very great diameter at the top.

AND NOW !! Radio Agents Wanted

Here is your chance!
Become our "Owner Agent" in your community for
Blue Seal "Guaranteed" Radio
"Speaks for Itself"
Complete outfits. Wonderful Long-Distance reception over power Loud Speaker. Make your set pay for itself.
Save Money — Make Money

POSSIBILITIES UNLIMITED
Season now ripe. Time payment plan in Chicago. Work either part or full time.

A Real Radio Outfit — the one that's a year in advance
By our direct from manufacturer to consumer plan we are able to "save money for consumer" as well as pay "big commissions."
Get on a live one by selling the latest craze of the age.

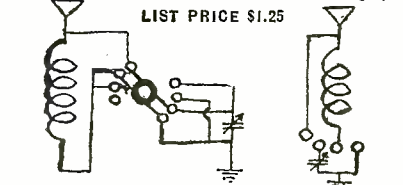
Write
BLUE SEAL MFG. CO.
Dept. 2, 1406-8 South Michigan Ave., Chicago.

MARVEL 3-WAY SWITCH

Series, Parallel, Direct-Ground



Dial-mounted
Compare hook-up in the old two-way switch (left) with that of the Marvel three-way switch (right).



If your Dealer can't supply you, send purchase price to
MARVEL SWITCH CO.
28 WEST 25TH STREET, NEW YORK

FOR BETTER RESULTS
FRAMINGHAM
DE LUXE PARTS
Ask Your Dealer

ARE YOU SELF-CONSCIOUS?
Embarrassed in company, lacking in self-control? Let me tell you how you can overcome these troubles.
M. VERITAS, 1400 Broadway, New York City

SURE-FIRE D-O-X CRYSTAL

THE MARVEL OF ALL SYNTHETIC CRYSTALS

Extraordinarily supersensitive all over. Ideal on Reflex circuits. Tested, sealed, guaranteed. Indorsed by N. Y. Mail and Tribune.

59c. Mtd. at all dealers or sent postpaid.

Specialty Service Co., 9 Hanson Pl., Bklyn, N. Y.
Radio, Ltd., Montreal, Can. Canadian Distributors.

WORTHWHILE POINTERS

These final tips in building the aerial should be noted as really valuable and always deserve use. They pay on the cheapest aerial.

1—Solder every joint. Where one wire must cross another especially. Either solder in your supporting bristles or else make them of rope.

2—Use metal hoops in your cages whenever possible and where wood must be used, short it with a jumper wire to each wire it supports.

3—Use solid wire in the aerial always and as large a size as convenient. No. 12 is usually most convenient. No. 14 is good, in cages, but should not be used in the two-wire type if larger wire can be obtained.

4—Acid core solder wire is not good to use, but it is the easiest to work with, so, if you use it, wash off the job with a hose and plenty of water. Non-corrosive soldering pastes are the best.

5—Don't use a soldering copper to do the work on your aerial, as it takes too long and requires too much labor; use the torch direct to a joint covered with plenty of paste and apply the solder when the paste starts boiling. A few joints will soon teach you how. If acid core solder is used, it is only necessary to heat the joint and apply. Finish all acid-solder joints with some plain solder to fill the joint free of acid.

6—Hoops in the small diameter cages should be placed at least every 5', as otherwise twisting will set in. Hoops for the small cages can be made with No. 8 or so wire and for the larger cages, of trolley cable which is usually solid, and some of which can usually be obtained from the local trolley company cheaply from their second-hand scraps. Copper tubing is good too. Always bind well with small wire and solder.

7—Insulation: for five watts, put two 10-inch porcelains at the free end of the aerial and one at the other supports. More would be better. For higher powers, at least two insulators on all supports and three at the free end. More would be better. Don't use insulators as in Fig. 8 if avoidable, although if necessary you should double the normal value, for each individual wire. In fact, within reason, it is almost impossible to use too much insulation when put in in the proper manner, which is in series with actual supports.


A Well Designed Short-Wave Receiver

(Continued from page 893)

that there is no resonance point between the two. In other words, there is no point on the condenser scale at which the circuit stops oscillating, because it is in resonance with the antenna circuit. The Reinartz method of coupling can be used, but this will introduce a resonance point which will interfere with the proper functioning of the receiver and in addition is a good deal broader in tuning. The increase in signal strength which results is not of such a value as to make this method worth while or desirable. This is a matter of actual test since both methods were tried by the writer and the one shown in Fig. 4 was found to be best. The antenna used consisted of two wires 8' apart, 35' long and 30' high. With this antenna, one WD-11 and a 20-volt plate battery, C.W. stations in central Kansas are regularly received. It may also be of interest to our broadcast listeners to learn that KDKA is regularly heard with the condenser scale set at 6 degrees. The sig-

**WORKRITE KIT
NEUTRODYNE KIT**

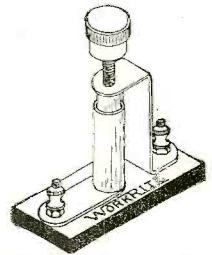
(Licensed under Hazeltine Patent No. 1450080)



WorkRite Neuroformer

- 3—WorkRite Neuroformers
- 2—WorkRite Neutrodons
- Panel Layout and Complete Instructions

\$17.50



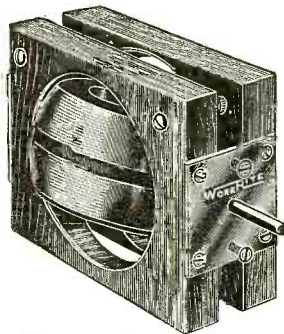
WorkRite Neutrodon

Here is just the outfit you need to build your Neutrodyne Receiving Set. The Panel Layout and Instructions tell you just how to build the set. WorkRite Parts assure you that it will be correct when you get it finished. The WorkRite Neuroformer consists of one WorkRite Variable Condenser and one WorkRite Neutrodyne Transformer mounted together. These instruments have been thoroughly tested and are absolutely accurate. The WorkRite Neutrodyne is extremely efficient for neutralizing the set. Use all WorkRite parts in your Neutrodyne set.

WorkRite Neuroformer\$5.50 WorkRite Neutrodon\$5.50


Other WorkRite Products

WorkRite Super Variometer



This is made from finest mahogany, highly polished. Rotor is wound with green silk wire. All metal parts are made from brass and nicked. Both connections are made with double springs. Shaft 3/16".
PRICE\$3.50

WorkRite 180° Super Variocoupler



Made from moulded Bakelite. Cannot shrink. Wound with green silk. Has 12 taps. Tunes twice as sharply as ordinary 90° coupler. Range 150 to 705 meters. Double spring contacts eliminate harsh noises. Shaft 3/16".
PRICE\$3.50

WorkRite Hydrometer Type "A"



Double the life of your battery by giving it proper care. Fill and test it regularly. Full instructions for care of the battery packed with each instrument.
Price75c.

"WORKRITE RADIO PARTS WORKRITE"

THE WORKRITE MANUFACTURING CO.

1817 E. 30th Street

Cleveland, Ohio

(Branch Office, 536 Lake Shore Drive, Chicago)

DOLLAR RADIO SPECIALS

- HOOK-UP PACKAGE: 12 ft. Spaghetti, 24 Copper Terminals, 1 tube Solderall, 3 ft. Resin Core Solder, 15 ft. Tinned Copper Wire\$1.00
 - AERIAL OUTFIT: 100 ft. copper Aerial Wire, 1 Aerial Switch, 2 Insulators\$1.00
 - 1 Approved Lightning Arrestor\$1.00
 - 125 ft. Tinned Copper Wire No. 16\$1.00
 - 1 pr. Rubber Ear Cushions and New Radio Map\$1.00
 - 35 ft. Spaghetti\$1.00
 - 150 ft. Stranded Tinned Copper Aerial Wire\$1.00
 - 3 Bakelite Dials (2 1/2 inch or 3 inch)\$1.00
 - Extra Special Electric Soldering Outfit (Guaranteed 1 year)\$1.95
- Write for illustrated catalog No. 4-N
WESTERN RADIO CORPORATION
Cedar Rapids, Iowa

RADIO TUBE EXCHANGE

We Repair All Standard Makes of Tubes Including

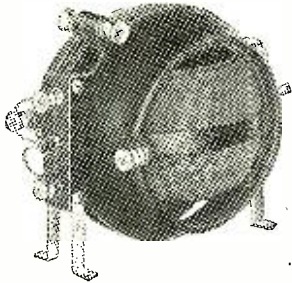
- W. D. 11 or W. D. 12\$3.50
 - U. V. 200 or C. 300\$2.75
 - U. V. 201 or C. 301\$3.00
 - U. V. 201A or C. 301A\$3.50
 - U. V. 199 or C. 299\$3.50
 - U. V. 202 or C. 302\$3.50
 - New 1 1/2 Volt Tubes\$4.00
- All tubes guaranteed to do the work.

RADIO TUBE EXCHANGE
200 BROADWAY NEW YORK CITY, N. Y.
All Mail Orders Given Prompt Attention
Orders sent Parcel Post C. O. D.




**It Costs You No More to Buy
Columbia Bakelite Moulded Apparatus
The All-Circuit Variometer**

The Columbia Variometer is fully bakelite moulded, green silk, pigtailed, and provides for all circuits of today and tomorrow; the stators may be split. You cannot obtain a finer tuning variometer. Body capacity minimized. Regenerative, Ultra-Audion, Fiewelling, Reinartz, Reflex, Autoplex and Miloplex Circuits all provided for. Diagrams with each instrument.



Type 109A, Price . . . \$5.50



The Geared Coil Mounting you have been looking for. Moulded of genuine bakelite; geared 5 to 1 reduction; 6 inch silk leads. A true Columbia Product.

Type 401, Price . . . \$5.00

- A few more Columbia Products:
- Bakelite Moulded Variocoupler Type 105a.....\$6.00
 - Bakelite 180° Variocoupler Type 105..... 5.00
 - Bakelite 3 Coil Geared Mounting Type 401..... 5.00
 - Bakelite 2 Coil Geared Mounting Type 402..... 3.50
 - Inside Coil Mount Geared and "Vernier" Type 403 6.00
 - Coil Plugs......50
 - All Meters 180° Couplers..... 7.00

All good dealers have Columbia Products. Insist on Them.

Columbia Radio Corp.
161-N Union St. - - Chicago



Sales Offices:
New York Philadelphia St. Louis San Francisco

DEALERS
The Supreme Matched Tone 3000 Ohm Headset

A genuine bargain - fully guaranteed.

Special Dealer's Introductory price **\$275**

Turns, cash with order.

Large Dealers catalog free with each order.

The Paramount Salesman

Is full of bargains in quality radio sets, parts and electrical supplies. We guarantee to save you money. Write for this catalog today. Send 10c in stamps, or coin. Catalog free with each order for headsets.

Paramount Electrical Supply Co.
160 W. Lake Street Chicago, Illinois

nals are strong and there is, of course, absolutely no QRM. As nearly as the writer can judge, the wave-length is in the neighborhood of 100 meters. Whether this is harmonic or low-wave broadcasting, the writer has been unable to determine. The fact remains, however, that the set described is worthy of a trial and the writer feels that it will pay the amateur fraternity to investigate its merits, for it is a real short-wave receiver and it is of the simplest possible design for an efficient receiver.

C. W. and Radiophone Transmitters
(Continued from page 895)

By a simple change this system may be made applicable for currents generally given by 5-watt sets. This change is shown in Fig. 2. Here the microphone is shunted by a small inductance L_1 consisting of about four to five turns of bare copper wire, No. 14 B. & S. gauge is satisfactory, wound on a form about 1 1/2" in diameter. This shunt coil takes part of the antenna current; thus the microphone only takes a small part of the total antenna current, and packing is thereby avoided. By varying the number of turns shunting the microphone the most suitable number of turns will be found. The actual number of turns shunting the microphone which will give best results depends upon the resistance of the microphone and antenna. This is the reason for winding this shunt coil with bare wire, so as to enable a very accurate adjustment of the shunt inductance.

Still another arrangement for this system is that shown in Fig. 3, and this is the best one. For best results in such a modulation system it has been mathematically proved by Seibt that the resistance of the microphone should be equal to the resistance of the antenna in which it is inserted. It is not possible to construct an antenna so that its resistance will exactly equal or nearly equal that of the microphone, nor is it generally the case that the microphone can be obtained whose resistance matches that of the antenna. We must take these as they come. In such a case we must adapt the resistance of the microphone to that of the antenna. It will be recalled in discussing low power oscillators (see Nov., 1923, issue of RADIO NEWS) that for maximum power output it was necessary that the antenna resistance be equal to the tube resistance. Such a state of affairs does not exist, and we saw that by adapting the tube resistance to the antenna resistance by means of a step-down transformer, the condition for maximum output could be realized. The same solution can be applied to the present case, and this is shown in Fig. 3. The microphone is coupled to the antenna circuit by means of a coil having a few turns of wire. Thus these two coils L_1 and L_2 constitute a transformer. By varying the number of turns on coil L_1 the ratio of the transformer is varied until best results are secured, in which case the antenna and microphone are adapted to each other. When this system is used it is necessary to use a dry cell in series with the microphone, for otherwise talking into the microphone will produce no effect on its resistance, since there would be no current to vary. The direct current of the battery is altered by speaking into the microphone and this variation is transmitted to the antenna circuit inductively by the transformer L_1 and L_2 .

The coils constituting L_1 and L_2 may be ordinary copper wire wound coils wound on diletto, fibre or cardboard tubes. The microphone is the most important item. If good, clear and undistorted speech is to be secured,

Critical Circuits

Require Good Mica Condensers



The FRESHMAN is so designed that constant equal pressure is exerted on the condenser plates over the entire area. They are the only condensers that do this and therefore the only condensers that avoid noises which are due to variable pressure on the plates.

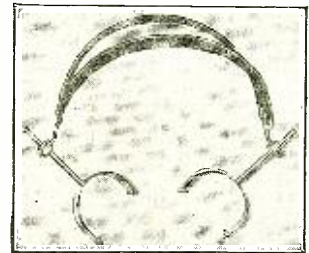
Capacity	Each	Capacity	Each
.0001	\$.35	.0025	\$.50
.00015	.35	.003	.60
.00025	.35	.0035	.70
.0003	.35	.004	.75
.00035	.35	.006	.75
.0005	.35	.007	1.00
.0006	.40	.008	1.00
.0008	.40	.01	1.00
.001	.40	.015	1.50
.0015	.40	.02	2.00
.002	.40	.025	2.50

At your dealers, otherwise send purchase price and you will be supplied postpaid.

Ask your dealer or write for our free diagrams of the Neutrodyne, Sensational New Kaufman Circuit No. 2, Fiewelling and other Circuits.

Chas. Freshman Co. Inc.
Radio Condenser Products
106 SEVENTH AVENUE, NEW YORK

You Know These HEADBANDS



Simple friction slide adjustment. Most satisfactory on the market. No thumb screws to bother with or to catch in the hair. Two yoke sizes fit any 'phones. Bands covered in Black or Khaki webbing.

Prompt deliveries on any quantity.

\$500,000.00 worth of special and automatic machinery assures quantity output and guaranteed delivery for manufacturers and dealers on any radio equipment.

Submit sample of product. Write for prices.

THE AUTOYRE CO.
OAKVILLE, CONN.

Jack Switch \$1.00

To open and close circuits. Made in four styles. Complete with "Off" and "On" name Plate, knob and pointer. Write for Catalogue.

Carter Radio Co.
207 S. State St. CHICAGO

ROGERS RECEIVING RADIOMETERS

have a record of 3000 miles reception and may be obtained direct by sending in dealer or jobber's name and address with money order. Parcel post prepaid.

\$3.00 Each **ROGERS RADIO CO.,**
5133 Woodworth St., Fgh., Pa.

the microphone must repeat faithfully in its resistance changes the sound waves impressed on its diaphragm. The twenty-five cent variety of microphone is not always the best. A standard make of microphone should be secured, such as those made by Kellogg Switchboard & Supply Co., Stromberg-Carlson Co., Western Electric Co., etc., for these people have been making telephone apparatus for years and they know how to make good microphones.

An improvement over the above systems which employ the microphone directly in the antenna is the use of the magnetic modulator, such as that made by the Radio Corporation of America. The advantage of this method is that the magnetic modulator has been designed to produce good and high modulation when employed in low power sets. The connection of microphone and magnetic modulator is shown in Fig. 4. The magnetic modulator is a transformer with a special type of iron as the core of the transformer. When the microphone is spoken into, the variation of the resistance of the microphone produced by the vibrations of the diaphragm alters the current flowing in the primary winding of the magnetic modulator. This in turn alters the magnetic flux or condition of the transformer, which results in a variation of the iron losses in the core, which is equivalent to a variation of the resistance of the antenna circuit, since one winding of the magnetic modulator is in series with the antenna. As a result, the radio frequency current in the antenna circuit is modulated by the speech.

All of the above systems are very simple and applicable to low power sets, and are especially suitable for the beginner in transmission. Not much expense is involved and the circuit arrangements are very simple.

The modulation systems described above fall under the head of "absorption" systems of modulation, because energy is absorbed by the modulator, as, for example, the microphone and magnetic modulator absorb some of the radio frequency energy. Another modulation system which is applicable to low power sets is called the "grid control" method, and the circuit for this system is shown in Fig. 5. Here the microphone is connected to a telephone transformer or inductance coil T, i.e. to the primary winding through a dry cell. The secondary of the telephone transformer is connected in series with the grid of the oscillator tube. The microphone is spoken into and variations in the primary current produce large induced voltages in the secondary of the speech transformer. The voltages being impressed on the grid of the oscillator tube control the amplitude of the R.F. oscillations in accordance with speech, and since these speech variations are repeated in the plate circuit we have a radio frequency output modulated by speech. The transformer T should be one of standard make. It will be found necessary to shunt the secondary of the speech transformer with a by-pass condenser, for otherwise the secondary of the transformer will present a high reactance to the radio frequency voltages. The choice of this condenser C₁ is very important and must fill two conditions. In the first place it must have a low reactance to radio frequency currents, since its function is to bypass the radio frequency currents around the secondary of the speech transformer. In the second place it must have a very high reactance to audio frequency currents. For it shunts the secondary of the speech transformer, and if its audio frequency reactance is low it will act as a short circuit on the speech voltages, and very poor modulation will result. Large capacities have low reactance at all frequencies, whereas low capacities have large audio reactances and low radio frequency reactances. A good aver-

-and Now a Complete Radio Receiving Set

Consisting of

Radiogem Phone and Aerial **\$2.50**

Shipping Charges Prepaid to Any Point in the U. S.

This outfit is absolutely complete. It includes everything you need to hear the Broadcast Programs, market reports, time signals, ship calls or land station messages. Nothing more to buy—no batteries or tubes needed—no upkeep cost of any kind.

The Complete Outfit Consists of Three Parts

(One)

The RADIOGEM

The simplest radio outfit made—yet as practical as the most expensive. A crystal receiving set that you can operate and enjoy even though you know absolutely nothing about radio. You receive the RADIOGEM unassembled, together with a clearly written instruction book, which shows you how to quickly and easily construct the set, using only your hands and a scissors. The outfit comprises all the necessary wire, contact points, detector mineral tube on which to wind the coil, etc., etc. The instruction book explains simply and completely the principles of radio and its graphic illustrations make the assembling of the RADIOGEM real fun.

(Two)

The GEMPHONE

An adjustable, 1,000-ohm phone complete with 3-ft. cord—the first inexpensive adjustable receiver made. The Gemphone is of standard type and made of the very best grade of materials throughout. The case is made of turned wood, an exclusive feature with the "GEMPHONE." This is responsible for its exceptionally rich, and mellow tone. Like RADIOGEM, the GEMPHONE is sold unassembled. Our Instruction pamphlet shows how to assemble it in two minutes, using only a screw driver.

(Three)

The AERIAL OUTFIT

Consisting of 100 ft. of standard copper aerial wire and two porcelain insulators.

Complete Radiogem Outfit \$ 2.50
The Radiogem, only 1.00
The Gemphone, only 1.00
Aerial Outfit, only50



\$2.50 Complete

\$1.00 Without Phone or Aerial

(Patents Pending)

What They Say About RADIOGEM

I am enclosing herewith \$1.00 to pay for the Radiogem. I had it carefully wound by our wireless operator and find that it works beautifully—fully as good as any crystal set we know of.

Radiogem received, which we assembled and were very much astonished at results obtained and the clearness and volume of tone produced.

The greatest distance I heard on one of your sets is 1000 miles, having heard WGY at Schenectady, N. Y. I think your set is the best I have ever sold at any price.

Herewith P.O.M.O. amt. \$1.00 for another "RADIOGEM." The one received is O.K. Placed about 15 ft. of picture cord under front porch and grounded to a gas meter, and heard the Sacramento Bee and Sacramento Broadcasting Union much better than with my large crystal set.

Your RADIOGEM RECEIVER is a wonder. I have received every station in Philadelphia with it much louder than with a high-priced crystal set.

Your two Radiogem sets received last night, and one was wired up for testing. WOC is about 40 miles away, and their signals could be heard with headphones on table after they quit KVV at Chicago about 170 miles east was heard. Every word could be plainly heard here.

You claim a radius of 20 miles over your "Radiogem" is sometimes a possibility. You should adhere to the truth. I constructed one for my mother, installed it with an aerial, and she listens not once in a while, but at her will, to Schenectady, Newark, New York, or Providence, R. I., and her home is Attleboro, Mass. I can't give your set too much praise.

(Names and Addresses on Request)

Order Direct or From the Following Dealers:

- | | | | |
|--|---|--|---|
| Astoria, Ore. Cook & Foster | Texas Furniture & Storage Co. | Los Angeles, Cal. Lester's Radio Shoppe | Phillipsburg, Pa. A. O. Curtis |
| Atlanta, Ga. Miller's Dollar Store | Freeport, L. I. Alexander Gold | Medford, Ore. Virgins Radio Service | Poughkeepsie, N. Y. Chas. P. Raymond |
| Baltimore, Md. A. A. A. Co. | Hamilton, Ont., Canada Radio Supply Co. | Media, Pa. Media Elec. Co. | Providence, R. I. The Outlet Co. |
| Boston, Mass. Radio Specialty Co. | Hartford, Conn. Sage Allen Co. | Melbourne, Australia Marks & Abrahams, Pty. Ltd. | Pullman, Wash. Electric Supply Store |
| Brooklyn, N. Y. Levy Brothers | Hawera, New Zealand H. H. Blake | Newark, N. J. L. Bamberger & Co. | Saginaw, Mich. J. A. Loubert & Co. |
| Buffalo, N. Y. Weber Talking Mach. Co. | Havana, Cuba Compania Radiotelefonica de Cuba | New York City, N. Y. Dixie Supply Co. | St. Louis, Mo. United Auto Supply Co. |
| Chicago, Ill. Barawik Co. | M. Massana | Eastern Radio Corp. Radio Specialty Co. | St. Paul, Minn. Hill District Radio Sheet |
| Home Supply Co. Levitus & Flansberg | Manuel Nodar, Jr. Radio Novelty | Harold M. Schwab | Metal Co. |
| Cleveland, Ohio Anderson Elec. Co. | Hoboken, N. J. C. R. Prieman Co. | Northampton, Mass. Parsons Elec. Shop | Seattle, Wash. Frank B. Wilson |
| Dallas, Texas Service Publishing Co. | Laurel Springs, N. J. Stone & Kean | Oregon City, Ore. Singer Hill Radio Service | Springfield, Mass. Johnsons Book Store |
| Cullum & Boren Co. | | Philadelphia, Pa. Jos. J. Miller | Washington, D. C. Chas. Kibben Co. |

THE RADIOGEM CORP., 66-R-West B'way, N. Y. City

2650 MILES

with ONE TUBE. Broadcasting from Atlantic Coast and Cuba heard in California by users of the CROSS COUNTRY CIRCUIT. This range is due to simplicity of set and operation as only one control is used for tuning. Easily and cheaply built. Dry cell tubes may be used. Complete instructions, with panel layout, assembly views, etc., postpaid for 25c. Or further information for red stamp.

VESCO RADIO SHOP, Bx. RN-117, Oakland, Calif.

FOR EFFICIENCY USE
FRAMINGHAM
DE LUXE PARTS
Ask Your Dealer

WANTED—Back numbers of Radio News, Dec., 1921, Jan. and Feb., 1922. Experimenter Publishing Co., 53 Park Place, New York City.



"IT'S A MORRISON!"

"Exactly what I wanted—the whole family will enjoy radio now!" Several thousand lovers of real radio will say something like that Christmas morning when they open a package containing Morrison Loud Speaker. Give a Morrison and you are sure to please.

Attach to your phonograph or use it with a horn. Morrison is the Loud Speaker that reproduces music and voices naturally without vibration—as loud as you like it. You can adjust tone soft or loud by simple turn of thumb screw on back—no other adjustment necessary—nothing to break or get out of order.

We guarantee your money back if not satisfactory.

Complete With 5 Foot Cord Nickel Plated Model

\$10

Gold Plated Model

\$15

If your dealer doesn't carry it order direct from factory.

Beautifully illustrated catalog free on request.

DEALERS—Be sure to stock up now for Holiday business. Orders filled in turn as they come in. Christmas sales will break all Radio records. Wire or write today for our Special Offer.

Morrison Laboratories, Inc.
339 Jefferson Ave. E., Detroit, Mich.

Morrison



\$10.00 Complete

Loud Speaker



AJAX
(ST. LOUIS)

QUALITY RADIO PARTS

No. 18 Multi Plug for Jacks. List \$2.00.

No. 18-A Connector for Binding Posts. List \$1.75.

One to Four

Always in series without any extra loops or parts of any kind.

Patent Pending

Nothing Else Like Ajax Multi Plugs and Connectors.

AJAX—B.P.E.S.

Insulated Top. For one or two Terminals, any kind.

List \$7.50 per 100.

LIBERAL DISCOUNTS TO TRADE Write for New Fall Prices on Complete Line Radio Parts.

AJAX ELECTRIC SPECIALTY CO.

St. Louis.

Radio Bldg., 1926 Chestnut St..

age value for C_1 will be found to be about .002 microfarads.

The above system is applicable only to low power sets also. If it is used on high power sets broken speech results when the speech voltages reach high values. This is due to the fact that when high speech voltages are impressed on the grid, R.F. oscillations abruptly cease when the speech voltage reaches a certain value. When it drops below this value R.F. oscillations are again introduced, the result being broken speech. This method should, therefore, not be used on sets of over 5-watt power.

For sets employing higher powers we must have recourse to an entirely different kind of modulation system which is, at present, the best system available and which is therefore used in practically all of the best broadcasting stations. This particular system of modulation will be the subject of the next article and at the same time a discussion of degree of modulation and its effect on speech quality will be given.

Summarizing the Year in Radio

(Continued from page 878)


good reason should they be deprived of listening in to radio entertainment any time they may wish to do so? Most of the time they have to wait until the male member of the family arrives home in order to operate the set. This, of course, is radically wrong and we should rectify it just as quickly as possible. The single control outfit is coming, as sure as the sun will rise tomorrow. It is simply a matter for the engineer, plus a little courage.

Another thing that is still holding back the full development of radio as it has held it back for the past year, is the loud speaker. I am not on the warpath against the loud speaker for the reason that I own a number of patents myself on various loud speakers and I am, therefore, just as much to blame as the next one. But the trouble with the loud speakers today is that the majority of them chase away sales instead of making them. Time and again, I have seen people standing in front of a store listening to some of these atrocities, otherwise called radio horns, when it was impossible for the bystander to understand a single word. I have actually heard people say, "If this is radio, save me from it." Of course, not all loud speakers are bad, but I should say that 80 per cent of them are, while the other 20 per cent do not reproduce spoken words, for instance, faithfully, and in some of my past editorials, I have made the remark that a horn on a loud speaker is a monstrosity. An expert in acoustics will tell you that the minute you put a horn on anything that produces sound, you will have distortion immediately.

Personally, I do not believe that this stage will ever come about. Radio is the one thing that calls for the use of one's wits and Americans are born thinkers and born inventors. Tens of thousands of people are using radio as a hobby and love to make their own sets. Indeed, I have a banker friend, who has constructed no less than 18 sets, any one of which any manufacturer would be proud to turn out. Today 80 per cent of all the output in radio material consists of parts, and only 20 per cent complete sets. I am quite certain that this condition will prevail for many years to come.

This leads me to another thought that is of importance to the radio dealer; 80 per cent of the radio public today make their own sets. Go into any radio store and see what happens; people are continually coming in and asking the salesman behind the counter thousands upon thousands of ques-

WHY PAY MORE?



RECHARGEABLE
50 Volts \$5.50
75 Volts \$7.75
100 Volts \$10.00
125 Volts \$12.50

Recharge from any 110 volt A.C. line with small home rectifier. Shipped fully charged and ready for use after adding acid. Will last for years with ordinary care.

SERVICE "A" BATTERY



6 Volt 80-100 Amps \$14.00

6 Volts 100-120 Amps \$16.00

2 YEAR GUARANTEE
INDESTRUCTIBLE
RUBBER CASE

SERVICE BATTERY CO.
704 East 102nd St., Cleveland, Ohio

S.O.S. Hydrometer

A simple sturdy battery tester

No float to break. The balls last forever—and always register the true state of your battery. Simple to read—and the tester is conveniently carried either on a battery or in a carton in which it is shipped.

Set includes Battery Tester, Depth Gauge and Water Filler
ALL FOR \$1.00

At your dealer or by mail, postpaid. Circular on request.

Sinkor Swim

A young fellow once made a bet

That the trouble was all with his set;

Then he met SINKOR SWIM

Who soon showed to him

A new battery was what he should get.



Sinkor Swim
The Chaslyn Boy

THE CHASLYN COMPANY

Dept. 1 3845 Ravenswood Ave., CHICAGO, ILL.

FOR CLEARER SIGNALS

FRAMINGHAM

DE LUXE PARTS

Ask Your Dealer



Wholesale

Radio

Equipment

Same Day Shipments

tions. Nine times out of ten, the salesman does not know much about radio himself, or a vague answer is given, or the clerk who does know is so busy that he finds no time to answer the questions intelligently. The radio public buying parts is certainly entitled to some information, otherwise the trade is going to be injured.

There is still one more point upon which I would like to touch and which threatens to become serious as time goes on. At the present time the radio trade in its entirety, has its foundation upon broadcasting. Imagine for a second what would happen to the trade if, with one stroke, the broadcasting stations were wiped out or discontinued. It is all very well for you to say that such a condition is impossible, but is it really? One of the greatest dangers today is the wired wireless situation. Slowly a number of lighting companies are getting their own broadcasting stations and studios and broadcasting over the power line. By means of filters and other devices it is possible for the wired wireless broadcaster—now called wire-casters—to say to the consumer that upon paying a fee of \$2, more or less, a month, they will install a radio set, the charge to be added to the lighting bill. In other words, a sort of subscription, the same as you subscribe to the telephone.

This is a great danger that threatens the entire radio industry today and the sooner we face it the better off we will be. In the first place we should support the broadcasting stations much more than we are doing today. We take the broadcasting stations for granted and do nothing in support of them. The public does not even support the artists who broadcast their programs. We should seriously think of some plan to support broadcasting stations and we should start immediately to support the artists. This can be done best by having all dealers give away, free of charge, applause cards to every customer. These applause cards should be sent out by the public who should be urged to send them to the broadcasting stations they listen in to, mentioning the name of the artist or artists, and otherwise making them feel that their work is appreciated. While, of course, some people are doing this without these cards, the volume of applause that is reaching the artist is still very small. The public should be urged by the dealers, and the Radio Trade Association should see to it that a "Radio Applause Week" or a similar idea of this kind is started very soon.

Secrecy In Radio

(Continued from page 878)

after each letter. While part of these exchange alphabets within one period, i.e., within the time elapsing before the return of the mechanism into its initial position, are used several times, they are never used in the same sequence again. In fact, the length of one period works out at about 1,000,000 letters, the same sequence of exchange alphabets only reverting after so enormous a number of letters written according to a given key. Now, as the machine comprises about 22,000 different periods of the same length, it will be readily understood how hopeless any attempt at decyphering would be, the more so as the extreme variability in the sequence of individual alphabets prevents even the return of combinations showing some mutual similarity.

The fundamental organ of the "Enigma" cyphering machine is a system of cylinders each of which at its circumference carries a set of types by means of which the exchange alphabets are constituted and shifted



Charges Radio and Auto Batteries at Home Over Night - For a Nickel!

For a friend who owns a radio set or automobile, what could be more appropriate than a gift which would eliminate the inconvenience and expense of taking his battery to a service station every time it requires recharging? The

GOLD SEAL HOMCHARGER The World's Most Popular Battery Charger

is such a gift, appropriately dressed up in a beautiful Christmas package, too. It charges any AUTO, RADIO or "B" storage battery in the simplest, quickest and most efficient manner possible. Connects to any lamp socket—operates silently—requires no watching. Fully automatic in operation—absolutely safe.

HOMCHARGER'S TEN POINTS OF SUPERIORITY

1. **Simple**—Only one moving and wearing part, replaceable after thousands of hours use for \$1.00. Will last a lifetime.
2. **Efficient**—Uses less than one-half the current of any bulb or liquid type rectifier. Will charge any radio or automobile battery for a nickel.
3. **Quick**—Its high charging rate of 7 amperes eliminates long waiting for battery to become charged. Will charge any "A" or "B" battery over night, or three times as fast as a 2-ampere machine.
4. **Clean**—No expensive bulbs to break or acids to spill or replace. No acid fumes. Charges without muss, fuss or bother.
5. **Dependable**—Tungsten contacts insure continuous operation—prevent sticking and stopping.
6. **Fool-Proof**—Can be operated by anyone. Attach to lamp socket and connect battery either way, it will always charge. High-grade ammeter eliminates guess work.
7. **Safe**—No danger of shock or fire. Tested and approved by Fire Insurance Underwriters everywhere. Gives tapering charge—will not overheat or injure battery.
8. **Beautiful**—Mahogany and Gold Finish.
9. **Unqualifiedly Guaranteed.**
10. **Popularly Priced**—Retail at \$18.50 complete (\$25.00 Canada). No extras to buy. Sold by all dealers.

FREE BROADCASTING LIST. Ask your dealer or write direct for Free Homcharger List of Broadcasting Stations, and Circular Describing the Gold Seal Homcharger.

DEALERS! JOBBERS!

GOLD SEAL HOMCHARGERS in their attractive Xmas packages are going to be "best sellers" to the holiday trade. Write for our elaborate merchandising plans and then prepare to get your share of this big "Homcharger Xmas business".

Insist on the GOLD SEAL

ACCEPT NO SUBSTITUTE. Like all good products, the HOMCHARGER has been widely imitated. No other charger is just as good. INSIST on seeing our registered trade-mark, the "GOLD SEAL," on nameplate and carton before purchasing.



The Automatic Electrical Devices Co., 118 West Third St., Cincinnati, O.

Largest Manufacturers of Vibrating Rectifiers in the World

SHINN AMPLITONE ANTENNA

Makes the little set work well and the big set work better. Ten copper wires braided flat 3/8 inch wide, gives much greater efficiency than ordinary wire.


75 feet Amplitone packed in box with two antenna clips, delivered to your home for \$3.00. Send Money Order for number of packages you want.

W. C. SHINN MFG. CO.,
ESTABLISHED IN 1890
14 E. Jackson Chicago, Ill.


Develop Your Ideas At Home

With a Boice Junior Bench Saw

Do your ripping, mitring, grooving, rabbeting, tenoning, sanding, grinding, and many other operations with surprising ease and accuracy. Top 10"x13". Saws 1 1/2" stock. Dadoes 5/8"x5/8". Machine built entirely of metal. Driven by 1/4 or 1/3 hp. motor. Portable. Attaches to any light socket. Extremely accurate. Write for descriptive literature on Boice-Built Bench Saws, lathes, drills, jointers, band saws, and motors.



W. & J. Boice, Dept. 801, 1730 Norwood Ave., Toledo, Ohio



GET THOSE FAR AWAY STATIONS

RADIO EXPERTS state that the grid leak is the most important part of a radio set and that your success or failure is largely determined by this one element.

Don't Experiment

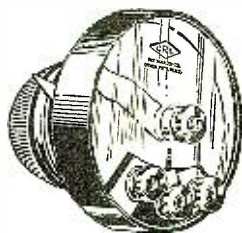
with the uncertain pencil mark types or condemn your set until you have tried a CRL Variable Grid Leak.

A turn of the knob increases or decreases the resistance, smoothly and *without steps*, by changing the area of contact between a spring and a high resistance impregnated strip.

Equip your set with a CRL Adjustable Grid Leak and enjoy the satisfaction that comes from knowing that you have perfect control over the most important element in your circuit.

Every instrument carefully tested and fully guaranteed.

- No. 106 (without condenser)\$1.50
- No. 107 (with .00025 mica condenser) ..\$1.85



CRL POTENTIOMETERS

— Non-Inductive —

has no fine wire—there is absolutely no trouble due to loose turns; the volume is increased as there is no inductive choke coil action such as is always present in wire-wound devices.

- No. 110 (400 ohms)\$1.75
- No. 111 (2000 ohms)\$2.00

Central Radio Laboratories
305 16th Street
MILWAUKEE WISCONSIN

continuously as electric contacts are made. These cylinders are turned around by variable angles, according to an irregular sequence, which, however, can be adjusted by means of what is called a "key." A switch enables the machine to be used either for open writing, like an ordinary typewriter, or for cyphering or decyphering. The "key" of the cyphering machine comprises eight letters subdivided into two groups of four each and is adjusted by means of four milled knobs which, in their central position, will shift the corresponding cylinders, according to the first group of four letters, while the second group is adjusted by pushing the knobs into their final positions. The first four letters are read through a window-opening, while the other four appear on the knobs.

The cyphering machine also comprises a counting mechanism, by means of which each letter typed is automatically counted, the actual position of the counter being likewise ascertained through a window opening. A milled knob allows the counter, previous to beginning the operation of the machine, to be set to zero.

When the machine is set to "decyphering," it automatically translates the cyphered text into open writing. As each type corresponding to the cyphered text is pressed down, the cylinders are shifted in the same, though inverted, order as before, so as to reproduce, letter by letter, the original text.

Even apart from its use in wireless telegraphy, the new machine will lend itself to many applications, in common business life, in the diplomatic service and, unfortunately even in war. It would seem for the first time to solve the problem of translating secret messages into a cypher which cannot possibly be detected and of effecting both the cyphering and decyphering automatically and without any loss of time as compared with ordinary typing.

The Future of Radio Broadcasting

(Continued from page 875)

broadcasting today. Undoubtedly it will continue to occupy an important part of the programs, but it will be used with more artistic taste. The best in music will always be available so that public appreciation will become more exacting and the inferior and mediocre will be eliminated. To music will be added the radio play, a form of drama introduced by WGY at Schenectady having characteristics as distinctive in the radio field as the screened play in moving pictures, but preserving at the same time the complete realization of literary form.

Religious services will continue to inspire the vast radio audiences and particularly to cheer and comfort those who are incapacitated through age or infirmity. In spirit they will assemble regularly "to meet the Lord in the air", and there will grow up a religion in which shades of creed will be subordinated to belief in great fundamental principles. Then there will be established a unity of religious peoples which has never before existed.

Graded educational courses will be available at times convenient to those who labor in factories or fields so that the world's educational standards may be greatly advanced by providing opportunities even for those isolated from educational centers or otherwise prevented from attending school and college.

The use of radio for broadcasting news, market, stock and weather reports will be greatly extended supplementing these functions of telephone, telegraph, and newspaper.

These are some of the obvious developments of radio broadcasting which may be expected in the immediate future as they do not demand any radical advance in our present technical knowledge. They do, however,



"Above the Ordinary" RADIO PRODUCTS

Automatic Plug

Terminal tips inserted, or removed in a List Price moment. Perfect electrical connection without taking apart or soldering. Your satisfaction with the Saturn Automatic Plug \$1 unreservedly guaranteed.

Perfect Jack

A difficult soldering job made easy by crow-foot offset and solder-flux compound on blades. Brass brackets, nickel-plated, with rounded corners. Blades of spring German Silver. Solid silver contact points. Right in every detail.

LIST PRICES

No. 1 Single Circuit, Open	50c.
No. 2 Single Circuit, Closed	55c.
No. 3 Double Circuit, Closed	70c.
No. 4 Single Filament control	75c.
No. 5 Double Filament control	80c.

Write for Folder

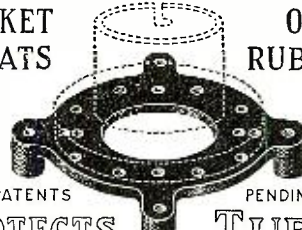
The SATURN Mfg. & Sales Co.

48 Beekman St.
New York, N. Y.



ILLINOIS SOCKET CUSHION

ON RUBBER




PATENTS PENDING

PROTECTS TUBES

Cushion is moulded of pure gum rubber that absorbs all vibrations that would otherwise reach Tube. It is not a mere pad or washer. It is held to socket separately by 2 small screws and nuts and will fit any socket, round or square, for large or small Tubes.

Price, 35c. Each—3 for \$1.00, Post Paid
Remit by Money Order or Check.

SURE-TIGHT CONNECTOR



McCall's series connector, is a little midget. It provides positively one of the very cheapest, and best ways of connecting ear-phones in series.

This is the handiest little device for almost any kind of radio connections.

Order them by the dozen.

At your retail store. If your dealer don't have them yet, order direct.

ILLINOIS RADIO CO.
Springfield, Ill.

RADIO BARGAINS

Neutrodyne Trans. Set of 3.....	\$5.53
Micro Cond. Set of 2.....	1.11
Eria Reflex Trans. No. 1 and 2. Each.....	4.50
Eria Fixed Crystal.....	.90
Eria Audio Trans. High or Low Ratio. Each.....	4.50
Eria R. F. Trans. Each.....	3.50
Variable Conds., 43 Plate plain.....	1.70
Variable Conds., 23 Plate plain.....	1.50
Variable Conds., 11 Plate plain.....	1.35
Variable Conds., 3 Plate plain.....	1.00
Quality Variocoupler.....	1.25
Quality Variometer.....	1.25
Howard Rheostats.....	.95
High grade Tube Sockets.....	.40


SATISFACTION OR MONEY BACK
WRITE FOR LIST OF OTHER BARGAINS.
E. W. BENHAM, 6534 Kenwood Ave., Chicago, Ill.

PHONOGRAPH ADAPTER

Victor, Columbia and similar Phonographs—any Receiver Cap. Made of brass, nicely nickelled

Thirty Cents Postpaid

STRAMCY PRODUCTS
716 Clifton Ave., Newark, N. J.



necessitate some consideration of the question, "Who will undertake to broadcast?" because broadcasting today involves a serious responsibility. Whether broadcasting develops along the line of its technical possibilities or remains stationary depends largely on those who undertake the job. The inquiry is particularly pertinent now when a score or more broadcasting stations are relinquishing their licenses every month and about an equal number of new stations are coming "on the air." This condition, which was predicted a year ago, results largely from a lack of understanding as to the cost and responsibility of broadcasting. A modern well equipped high power station costs not less than \$150,000 and the annual cost of operation is approximately \$100,000. Obviously a department store, newspaper, or other enterprise supported largely by local trade cannot afford to broadcast far outside of the area it serves. Such stations will naturally be short-lived unless they limit themselves to low power and short programs. Even then it is probable that better results for all concerned would be obtained in such cases by renting broadcasting facilities from those established to render such service.

We may, therefore, assume that the number of broadcasting stations will decrease rather than increase, and that the high power stations with daily programs will be operated by interests of national scope. The Radio Corporation of America and the great electrical manufacturing companies will continue to broadcast on a large and expensive scale because the sale of receiving sets is dependent on the continuance of good broadcasting and also because of the friendly relations which broadcasting may establish with the public.

Another development worthy of mention is the distribution of broadcasting over telephone or electric lighting systems. This plan is entirely practicable and may be employed to a considerable extent in metropolitan areas, but will never supercede general broadcasting. The one quality of radio broadcasting which has gripped public interest is its universal freedom. It reaches everywhere and is free for all who supply themselves with receiving sets.

Thus while broadcasting involves an enormous expense without any direct returns, it may be expected to continue on an improved and more comprehensive plan, becoming an established means of disseminating news, music, education, entertainment and religious services. Fortunately most of the important broadcasting stations are quite conscious of the great responsibility they have accepted and they are seriously studying the problems involved with the views of rendering the listening public a real and permanent service.

Improved Loud Speaker Horn for Indoor Use

(Continued from page 901)


practical certainty that in a large auditorium with fair acoustical qualities, two or three loud speakers using the described type of horn, will give excellent results. Naturally, tests for placing the horns will have to be made in every case, as the length, width and height of the auditorium will govern the situation.

Only the horn of the size illustrated has been made and used. However, there should be no question from the acoustical standpoint why different sizes of double horns, equipped with different types of microphones should not work satisfactorily.

WESTINGHOUSE

CRYSTAL CASE "A," "B" and "C" BATTERIES

For all radio requirements



Better Batteries— Better Radio Reception

Every radio fan knows the importance of sustained battery voltage in a radio receiving set. A sudden drop in filament voltage, for example, is exasperating. Right here the name Westinghouse becomes significant. As in automobile batteries, Westinghouse Radio Batteries are the finest Westinghouse can build. The new **CRYSTAL CASE** types are especially efficient. Even-powered, slow-discharging, you'll quickly note their superiority for fine tuning, signal holding and sound volume. So economical, too! They last indefinitely and are easily recharged at a few cents' cost.

CRYSTAL CASE "A" Batteries—One-piece glass case with solid glass cell partitions and plate rests. Visible interior. 2, 4 and 6-volt sizes. **CRYSTAL CASE "B" Batteries**—The 22-MG-2 (22 volts) is a wonder for steady, noiseless, full-powered service. Rechargeable, of course. Larger types, too. Also "C" batteries in 6-volt units.

WESTINGHOUSE UNION BATTERY CO.
Swissvale, Pa.



ONE THOUSAND AGENTS WANTED

WE want one thousand agents to sell subscriptions to RADIO NEWS, SCIENCE AND INVENTION and PRACTICAL ELECTRICS. We will pay a generous commission for this work and help you in every way. Our three publications are leaders in their fields, ready sellers and this is an offer well worth your while. A few spare hours a day will bring you a handsome return. Write regarding our proposition at once and be the first one to get started in your vicinity.

Experimenter Publishing Co.

HERBERT H. FOSTER, Sales Manager

53 Park Place

New York

DUTHO

Rechargeable Storage "B" BATTERIES

**Cost You Less
Last Longer**



\$5
6"x
2 3/4"
x 2 3/4"
Weight
2 1/2
lbs.

DUTHO 'B' Batteries eliminate all battery noise and internal action. This prevents distortion. Heavy, individual glass tubes permit visibility at all times and make surface discharge impossible. You can see when and how to "keep them up." Condensing chamber in each cell overcomes fumes and prevents spillage.

\$9 6"x2 3/4"x4 3/4"
Weight 4 1/2 lbs.



DUTHO Batteries are sold DRY CHARGED, with solution in separate container. Once filled your battery is fully charged, ready for immediate use. Ordinary care in following directions will make DUTHO 'B' Batteries last indefinitely. Thousands in use today.

DEALERS: Write for attractive proposition.

**DURKEE-THOMAS
PRODUCTS CO.**
1228 Folsom Street
San Francisco

\$17 6"x2 3/4"x9"
Weight 8 3/4 lbs.

Chemical Rectifier \$1.95



\$3 Brings you a Genuine **UNDERWOOD** TYPEWRITER

10 DAYS FREE TRIAL Your \$3.00 unconditionally returned if at end of 10 days you are not satisfied with this late model UNDERWOOD typewriter rebuilt by the famous Shipman Ward process.

GREAT PRICE SAVING Direct to you from the largest typewriter factory in the world by our money saving methods.

EASY MONTHLY PAYMENTS So small that you will not notice it while you enjoy the use of this wonderful machine.

FREE BOOK OF FACTS Explaining Shipman Ward's wonderful system of rebuilding typewriters and also valuable information about the typewriter industry both instructive and entertaining.

Act Today! Mail Coupon

5 Year Guarantee

Please send me a copy of your free book of facts, explaining bargain offer.

Shipman Ward Mfg. Company
1951 Shipman Building
McEntrose & Ravenswood
Aves., Chicago

Name.....
St. and No.....
City..... State.....

Radio Trade News

(Continued from page 909)

product. Literally hundreds of worthy items have been cast about in the experimental laboratory month after month, when inferior articles were selling with ease—all waiting for the final touch of refinement to be added to the product. Most of this is gone and we can expect fewer developments in the way of betterments of present equipment, while the lines that are now leading the field in their respective lines can be expected to maintain their leadership unless challenged by a superior sales organization combined with a superior product.

Public confidence in radio apparatus has been restored to a considerable extent the past summer by the absence of concerted price cutting on the complete list of products. While some price cutting has been noticed, and some special sales have been complained of, in the main, retail resale prices have been held up stronger the past six months than ever before in the history of the industry's short life. Many factors contribute to this condition; not only has the demand been strong with the manufacturer holding down on the supply, but the retailer has become educated to understand that rent and lights and clerks cost money, while the manufacturer in many instances has shortened his discounts and reduced the list price of the product.

Radio today is just beginning to come into quantity production, and production methods are being applied to radio manufacturing plants with surprising results. Competition is forcing many manufacturers to trim their sails in the matter of factory costs, with the result that many heads of firms find that they can not only meet the competition, but go them one better by stopping up some of the leaks in their organizations.


It has been said that this may lead to price cutting on the part of the manufacturer, which perhaps might be possible, although very doubtful, if the manufacturer did not need all his available capital to buy raw materials and to take care of the expansion of his business. Practically every radio factory of the smaller class is today worth several times the investment, and the absence of long strings of items, credited as "worthy of patents and good will" from statements of radio factories, is indicative of the strength of this, as yet, infant industry.

Wiseacres in the trade are looking for a new star in the radio world—looking for some individual to rise above the common rank of manufacturers with some startling development or some radical change in merchandising methods. This "star gazing," can be understood, as radio has yet to develop a man who can truthfully be said to tower head and shoulders above all others in the trade. Out in the Middle West is a man who bids fair to attain the first rank, while another in a neighboring city also can be claimed as runner up. In the East one or two have risen in the trade to suffer setbacks and to rise again, and the crown of the king of the industry still awaits a claimant.

The radio industry will soon have its captains in the hall of fame, leaders from the art—inventors; and leaders from the financial side—merchandising men who had the vision and ability to capitalize their foresight. The close competition of the coming seasons will rapidly weed out the unfit, and in another year radio apparatus will be sold by better class stores—with many captains of industry that are truly worthy of the title.

Glancing back, as is the custom, over past

STORAD "B" BATTERY



24 VOLT UNIT

The Ultimate Battery for "B" Circuit Work

Voltage of the Storad "B" Battery is constant and steady until recharge is necessary. Recharge cost is very slight. (We can furnish charger at small cost.) A Storad will last for many years and pays for itself in less than a year.

USE A STORAD STORAGE "B" BATTERY

It has extra heavy plates and large acid circulation. It has glass jars which eliminate cell leakage and allow observation of battery condition.

It will hold its charge for many months at constant voltage. It prevents many noises in the set ordinarily blamed to static and aids long distance reception.

SEND MONEY WITH ORDER **\$6.25**
OR SHIPPED C. O. D.
LIVE DEALERS WANTED (Postage Extra)

The Cleveland Engineering Lab. Company
2107 Superior Viaduct, N.W. Cleveland, O.

Get this new **MURDOCK PLUG-JACK** and you can connect four pairs of headphones to your Radio Set at one time—only **\$1**

For 19 years **MURDOCK** Radio Apparatus has satisfied users the world over.

AT ALL RADIO DEALERS
Or Sent Direct If Your Dealer Cannot Supply You.
WM. J. MURDOCK COMPANY
344 Washington Ave., Chelsea, Mass.

FREE RADIO VACUUM TUBE SET

Receives 100 Miles or More

Send name and address. Learn HOW you can get a Vacuum Tube Radio Set **ABSOLUTELY FREE** Write today for Free Radio Plan **RELIABLE SALES CORP.** 434 Broadway, N.Y. City, Dept. 586

For best reception you need **The Goodman**

The niftiest short wave tuner on the market. Great for present broadcast, local and DX. Used in all parts of the world. Certificates of merit from Radio News and others. Send for pamphlet.

L. W. GOODMAN, Mfr., Drexel Hill, Pa.

histories of some of the newer industries it seems to the impartial observer that the radio industry has come further and made more progress towards a firm foundation than any other industry in the country has ever done in the same length of time. Radio impulses move with the speed of light and the radio industry can develop leaders and near leaders with the same speed.

On every hand the tendency seems to be towards complete sets—if those we hear are to be believed, yet the parts manufacturers seem content—and their cries for raw materials sound as if there were today more demand for parts than has ever been dreamed possible before. The entry of the wiser class phonograph and music dealer into the lists as a retailer of sets has opened up a completely new market for radio sets—and new markets always attract attention, but the steady sale of parts cannot be said to have slackened in the least.

The fact that the new radio-phonograph dealer has not attempted the parts line in the main is one of the leading arguments used to indicate the permanency of these dealers. Undoubtedly the radio boom was utilized by many electrical firms to revive an almost dead business—and doubtless many music and phonograph men will try radio on the same line—any port in a storm. Naturally these dealers will not survive in large numbers as would be the case were only the successful to enter radio, but a sufficient number of them will be found in the ring a year from now to make this outlet for sets an important one.

AMERICA LEADS IN RADIO EXPORTS

Exports of radio apparatus from the United States during the last eight months were valued at \$2,200,000, according to the Department of Commerce figures. American manufacturers are leading the world in exports of radio instruments. In August, Argentina led other countries in the purchase of American equipment, the exports to that country totaling \$99,059. Uruguay was second with \$40,984, while Canada, importing \$27,648 worth of apparatus, ranked third. Total exports going to 41 countries in August amounted to \$307,127. The peak of American radio exports was reached in July, when a total of \$682,885 worth of equipment went to foreign countries, and \$443,000 of this went to Sweden. The average value of exports is about \$270,000, but this figure is influenced considerably by construction of large transmitting stations in foreign lands. August exports of \$307,127 were above the average, although much less than the July figure.

RADIO POPULAR IN HOLLAND

Commercial reports from the Netherlands tell of an unusual demand throughout that country for radio receiving sets. New broadcasting stations will be opened within a short time, and the increased number of concerts in the air is expected to stimulate the radio activity. Dutch manufacturers are able to supply vacuum tubes, having made them for local as well as export trade for a considerable length of time.

BANDIT TURNS OUT TO BE RADIO

Samuel Cohn and his wife have found a new terror for the radio fan. It's the radio bandit.

All was serene in the Cohn household when Mrs. Cohn awoke with a start—she heard mumbling voices from the front of their apartment. She awakened her husband. Taking his revolver, followed by Mrs. Cohn, he crept cautiously toward the front room. As they entered the dining room they heard a voice say: "One moment please!"

Then the voice continued, in a monotone, "Station 9PM, testing—"

They had forgotten to turn off the radio.

Impartial Experts Testify!

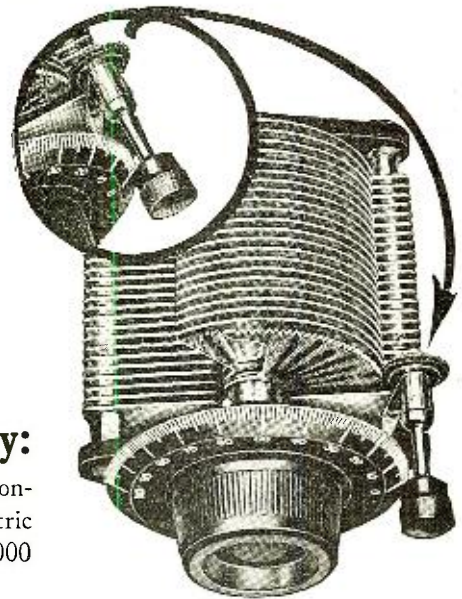
For a long time, set builders have wanted some definite authoritative guide to condenser quality. Complying with this demand, HEATH RADIANT CONDENSERS were submitted to two of the greatest radio testing laboratories. Below are salient phrases from their reports. Copies of the complete reports free to anyone interested.

Electrical Testing Laboratories of New York Say:

"... the equivalent series resistance of each of the condensers is very small. That is, it is *so small* that it may be considered as *negligible*."

Radio News Laboratories Say:

"... Considered one of the best condensers we have tested. A dielectric loss resistance of 46 ohms at 1000 cycles..."



Heath Radiant Condensers

Permanently Flat Plates

Precise, when you examine it at the store and, still more important, *p-r-e-c-i-s-e always*, for years—the most durable, continuously efficient part of your set. Warping plates made *impossible* by the *Heath* process of stamping and hardening which makes each one permanently **FLAT**.

Micrometer-Adjusting Geared Vernier

Reducing gear, engaging with teeth cut into the outer rim of the vernier plate, affords infinitely delicate adjustment. An added feature of satisfaction that makes it well worth your while insisting upon *Heath Radiant Condensers*.

Write for Booklet.

List Prices—Vernier Type—(With 2 7/8" dial and knob)

13 Plate \$5.00 25 Plate \$5.50 45 Plate \$6.50

Heath Radio & Elec. Mfg., Co.
206 First Street :: :: Newark, N. J.

ATWOOD'S ORDER BY MAIL

Varicoupler	\$1.50
Variometer	1.50
Rheostat, 6 ohms65
Rheostat, 30 ohms75
Phone Plug, holds 4 headsets	1.00
23 Plate Condenser	1.90
43 Plate Condenser	2.50

ATWOOD ELECTRIC CO.

3122 W. Madison St.,

Dept. A

Chicago, Ill.

Madera Clear Speakers

At Last! Real Speech Real Music

The Madera Way gives Radio a new delight. Made from die cast wood, complete with Baldwin C type unit.

Finished in Crystal Black and Brown.

No. 804	\$15.00
No. 805	20.00
No. 801	22.00
No. 800	32.00

Handled by dealers and jobbers everywhere.

American Art Mache Company

345-359 West Austin Ave., Chicago, Illinois

WANTED—Back numbers of Radio News, Dec., 1921, Jan. and Feb., March and April-May, 1922. Experimenter Publishing Co., 53 Park Place, New York City.

Warren Radio Loop, Cut Away to Show Construction.



Keep Your Set Small

A Warren Radio Loop the most compact loop aerial, will fit inside your cabinet, under a table, in almost any odd space. Remove the unsightly, dangerous, trouble-some, old-fashioned outside antenna. A Warren Radio Loop simplifies, increases efficiency, and makes your set more useful.

Send for Bulletin T102, containing hook-ups

WARREN RADIO LOOP

Sharper Tuning
One tuning adjustment — no others needed.
Directional
Receives signals strongest.
Selective
Picks out just the station you want to hear.
Portable
Small, light, compact. Ideal for portable and mobile sets.
Wider Range of Frequencies
on single coil. Smaller-radiative effect. Fine for regenerative circuit.

A Type For Every Set

Type A-737 (300-700 meters) 6 inches square—non-directional	\$10.00
Type A-7236 (175-1000 meters) 6 inches square—non-directional	12.00
Type B-2537 (300-700 meters) 18 inches square—directional	20.00
Type BL-2520 (200-18,000 meters) with honeycomb coil mounting, 18 inches square—directional	25.00

V-DE-CO RADIO MFG. CO.
Dept. N ASBURY PARK, N. J.

A HANDY AND EFFICIENT RADIO RECEIVER

By DR. ALFRED GRADENWITZ

The most striking feature of the Benaudi radio telephone receiver, represented herewith, is the provision of an air cushion between the ear and the membrane, which by its vibrations results in a 15 to 20 per cent increase of acoustic effects. Moreover, the new receiver is simply hung on the ear, which it encompasses completely, thus eliminating any extraneous noise. It readily fits any size of ear and does away with the troublesome headband. The operator's hands remain free and his head retains full liberty of movement. The handy little apparatus is of excellent workmanship and insures an exceedingly clear rendering of speech as well as of music.



This German Telephone Receiver Fits on the Ear. It is Very Light in Weight and Eliminates the Use of Head Band.

JOSEPH HENRY MEMORIAL SERVICE TO BE BROADCAST

Under the auspices of the New York State Museum, Albany, N. Y., on December 17, the broadcasting stations WGY at Schenectady and WHAZ at Troy will broadcast a program in memory of Professor Joseph Henry who, while a Professor in the Albany Academy in 1831, invented the electro-magnet by which he was able to transmit signals to a distance. This was a basic discovery and one to which radio is much indebted.

It is of interest that the bell which gave forth the first sound ever heard in response to the electro-magnet was kept by Dr. Phil-



The Bell Which Gave Forth the First Sound Ever Heard in Response to the Electro Magnet.

B-T

Bremer-Tully Vernier Tuner

\$5.00




Gives—

1. Vernier control hitherto unobtainable.
2. Unequaled results in single circuit regenerative Ultra Audion, etc.
3. Replaces Tapped Reinartz Coils.
4. Highly Selective and efficient for Reflex and R.F. Hook-ups.

Our new Booklet, "Better Tuning" will help you. It includes valuable information and new photo diagrams. Sent on receipt of 10c, free with each tuner.

Bremer-Tully Mfg. Company
Canal and Harrison Sts.
Chicago, Ill.

A Twist of the Wrist **IT'S SET**



YELLOW TIP
MICROMETER ADJUSTING
CRYSTAL DETECTOR

Any adjustment made in a moment—fixed instantly! Held indefinitely, until you wish to change, then—"A Twist of the Wrist—It's Set." Ideal for reflex and other circuits. Write for folder and name of your nearest dealer. **\$2**


Dealers and Jobbers—Write for Attractive Proposition

Wholesale Radio Equipment Company
Exclusive Factory Representatives
38 William Street Newark, N. J.

HIGHEST QUALITY

SILVERTONE

Lowest Price TUBES



O-T SILVERTONE DETECTOR AND AMPLIFIER

TONE—like a silver bell.
VOLUME—unexcelled.
LIFE—2000 to 3000 hours.
OPERATES—on dry cell or storage battery.

THREE MODELS
Voltage 2 3 5
Max. consumption .05 .15 .25

FULLY GUARANTEED

One Price \$6.00 Everywhere

Send directly from factory to customer, through our own agents—no middle man. Literature free on request. Send no money—pay the postman. Sorry books without question, if not exactly as represented.

Manufactured by
DeForest Tel. & Tel. Co.
Exclusively for the
O. & T. Electric Corporation
1819 Broadway New York
High class representative wanted.

Guaranteed REFLEX Crystals

Superior sensitivity! Clear and loud. Wood metal mounting assures greater distance and volume. Hook one up to your reflex circuit. Tune in DX. **50c**



Granular Galena in Bulk for Sale.
Mfrs., Dealers, Jobbers: Write for our Proposition.

U. S. MFG. & DIST. CO.,
45 Clinton St., Newark, N. J.

Insure your copy reaching you each month. Subscribe to Radio News. \$2.50 a year

EXPERIMENTER PUBLISHING CO.
53 Park Place, N. Y. C.

lip Ten Eyck, an assistant of Prof. Henry, and is now the property of the New York State Museum where it is on exhibition.

A unique feature of this program will be that the stations at Troy and Schenectady at different times during the program will broadcast the ringing of this bell.

Probably without parallel in the history of electrical invention is the fact that the same bell which in 1831 gave forth the first sound ever heard at a distance by the use of the electro-magnet should again ring in 1923 and be heard around the world.

The inventions which make it possible for this bell to be heard around the world are largely based on the electro-magnet which rang it in 1831.

Radio In the Far East

By J. H. Maade

Perhaps it might prove of some interest to those not acquainted with the Far East to hear something about radio here in the Orient, and it is with this intention that I write this, having been sailing between Java, China, and Japan ports for nearly four years.

Radio is by far not as up-to-date as it is in the United States or Europe, though has been much improved lately. While some coast stations work splendidly, the handling of traffic by others is poor and regulations of the Radio Convention do not seem to exist in the East. Is there not such a regulation which says that ships must give their messages to the nearest coast station? Well, here it is quite common that a ship calls a shore station one or two thousand miles away, while he is but 50 miles off another coast station. The result is an awful lot of jamming, which, together with the exceptionally bad atmospheric, makes good traffic impossible. And it is but seldom that ships are reported for this violation of the Radio Convention regulation.

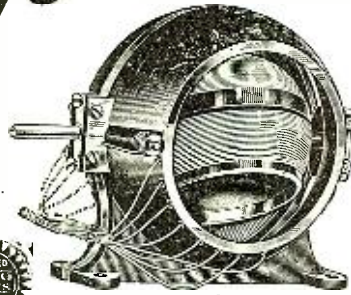
Only the early morning hours are free from static, and it is then that some good, long-distance reception might be done. With one valve and a honeycomb receiver, it is always possible to pick up the high power stations in Europe, and messages are often readable. On only a detector tube I check the time signals every morning from Nauen POZ and NPM simultaneously, everywhere in the Orient. NPM which transmits on 11,500 meters arc must be slightly detuned to get the loudest signals from POZ, which works on 12,600 alternator, and both time signals (2356-2400 GMT) may be checked at the same moment. Other European stations, namely, UFT, LY, PCG, GBL, IDO, and many others come in very well during the early morning hours, and especially the first three which are very strong on one tube, and can be heard practically the whole day although the atmospheric become too strong in the afternoon to have the signals still readable.

A few days ago I heard the new station at Monte Grande, Buenos Aires, testing and calling POZ, on a wave-length of about 12,000 meters. Signals are strong on but one tube, though the distance is around 10,000 miles. It would be interesting to know which way the waves travel in this case. If they come over the Atlantic Ocean, the distance is 10,000 miles, but there are large masses of land between; while, if the waves come over the Pacific Ocean, the distance is about 14,500 miles, but they travel then over the sea.

Tests with a uni-directional loop would perhaps prove of great value.

American stations may be heard in the late afternoon and evening, when the Pacific Ocean is all dark. Press from NPL, San Diego, is often readable, so that, with the news received in the morning from POZ (trans-ocean press) a nice little newspaper may be published every day. The R. C. A. stations near Honolulu, KGI and KIE, come in loud and clear all day long; also KET,

The Pioneer of Perfection



Pioneer Variocoupler \$7.00



The first impression you get from looking at Pioneer Variocouplers and Variometers is that beyond doubt they are the most beautiful instruments yet devised.

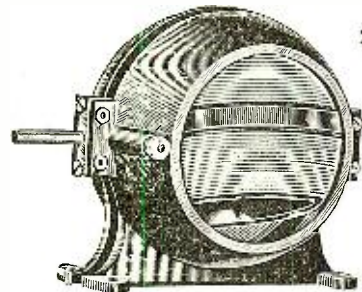
The beautiful Bakelite in a grained mahogany finish has a richness that has never been equalled before.

The heavy copper wire, covered with green silk, gives a contrast that makes the instruments irresistible and adds tremendously to the beauty of any set.

The mechanical parts are no less wonderful. The hardware of heavy bronze—the close-coupler rotor and stator—the positive contacts, all demonstrate the highest mechanical skill and attention to detail.

A special feature is the winding of the variocoupler on the inside of the shell—which is original and exclusive with Pioneer.

Ask your dealer to show you these instruments. If he cannot supply write us, giving his name and address.



Pioneer Variometer \$6.50



PIONEER RADIO CORPORATION

101 Pioneer Ave. Galesburg, Illinois

BRANCH OFFICES

European Branch Office: 27-28 Aning Street London, England	New York City.....220 Fulton St. Chicago Ill.....33 So. Clinton St. Kansas City, Mo.....203 Baltimore Bldg. Minneapolis, Minn. 705 Plymouth Bldg. San Francisco.....623 Larkin St.
Gaston E. Marbaix, Manager	

LOUD SPEAKING CRYSTAL SET



At Last

You can add a loud speaker to any crystal set by using the STEINMETZ Amplifier costing only \$8.50. Guaranteed to operate on any kind of crystal set regardless of what type it is, or we will refund your money.

By using your crystal set with this amplifier music is brought in as clear as a bell and can be heard all over the room. Amplifier uses dry cell tube. Write for our complete catalog and also information on a highly efficient detector and two-stage amplifier at \$22.50.

STEINMETZ WIRELESS MFG. CO.
Manufacturers and Engineers
5705 Penn Ave. Pittsburgh, Pa.

Radio Tubes Repaired

\$1.50 and Up

WD11-12 our Specialty.



Tubes repaired by us are guaranteed to equal new. Our repairmen are the oldest in the repair business.

GEO. H. PORELL, Inc.
453 Washington Street
BOSTON MASS.

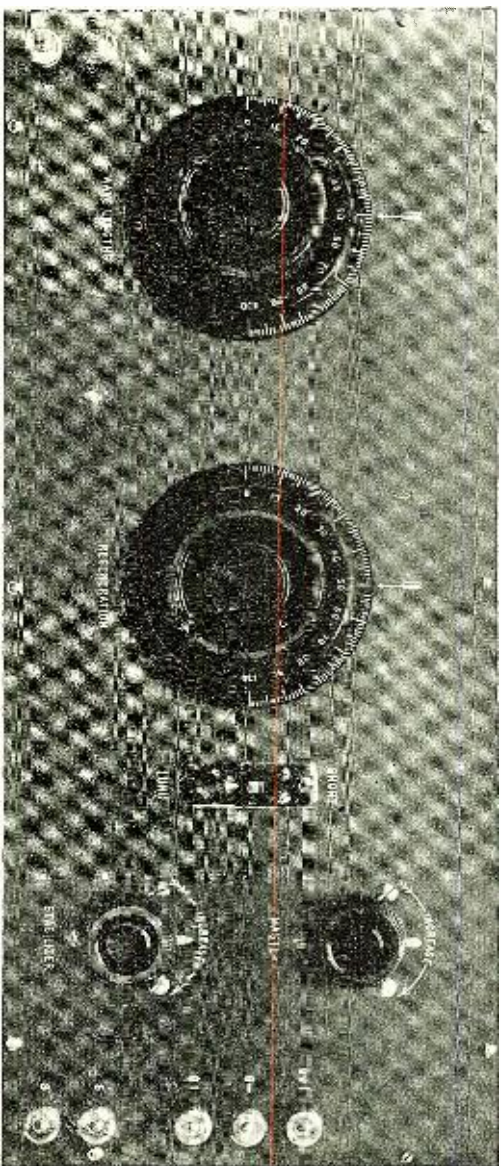
Insure your copy reaching you each month. Subscribe to Radio News—\$2.50 a year. Experimenter Publishing Co., 53 Park Place, N. Y. C.

TUNED RADIO FREQUENCY AMPLIFIER

AN ADDITION FOR YOUR PRESENT SET

TWICE THE DISTANCE TWICE THE VOLUME

USE
RADIOTRONS
UV201A
or
UV199



MODEL "J" TUNED RADIO FREQUENCY AMPLIFIER

Use with following
Receivers
SINGLE CIRCUIT
TWO CIRCUIT
THREE CIRCUIT
or with
MODEL "C"
SUPER-HETERODYNE

This new unit consists of two stages of tuned radio frequency amplification, and can be attached to any standard receiver, allowing at least twice the receiving range and double the volume from stations now within range. Practically uniform efficiency is obtained on all wave lengths from 160 to 625 meters. Amplification factor 14 per stage

Complete Constructional Blue Prints 3 Sheets 52"x26" \$2.00 Postpaid.

EXPERIMENTERS INFORMATION SERVICE

Designers of the Highest Class Radio Apparatus in the World

531 West 46th Street

New York City

which seems to be Bolinas, Cal., and which is of good signal strength in the morning, though the Pacific is then in full daylight.

Recently a new high power station seems to have been erected in China. It was testing for some days on a 15,000 meter alternator and was of very great intensity—it gave as call letters XYZ.

Weather reports, which are of the utmost value, owing to the numerous typhoons here, are sent out by nearly all coast stations, but due to the very bad atmospheric conditions, they usually cannot be read over any great distances. A valuable exception is NPO, Cavite, which gives weather warnings every night at 1400 G.M.T. on spark and arc simultaneously, the latter on a wave-length of 5000 meters, may be read all over the Orient and Pacific, even when QRN is very bad. Also the warnings from JJC, Funabashi, Japan, on 4000 spark, are of much value (1200 G.M.T.) and may be copied over long distances.

As with regard to broadcasting, they seem to make a start here; there are already two regular broadcasting stations at Shanghai and Manila, which send out music every night. The music is still of the gramophone quality, but no doubt this will soon be replaced by actual orchestras and bands.

Where a year ago the whole Orient seemed to be closed for radio amateurism, as there were no shops to buy anything, it is a fortunate fact that in all big places in the Orient radio shops have opened, or electrical dealers have taken radio as a side line. And thus far it has been mostly American import, which has been put on the market; so I was able to procure the new Cunningham C301-A tubes only a few months after they were generally sold in the States. This is the more fortunate, as a year ago one was very happy, when short of tubes, to buy an inferior tube of Japanese make. Now the latest apparatus and parts may be bought here.

It is funny to see how the Japanese are imitating many radio sets and parts, which are of original American make. At the Tokyo Radio Company I saw many instruments, such as the famous Radiola, nicely imitated, and the Japs do not even seem to worry when they put the name R. C. A. on them, though they proudly claim that all is made in Japan. On closer examination it can be easily seen that these apparatus are inferior to the originals and the finish is very poor. If one turns a switch, turns it a second time, and then a third time, it is very probable that it will break off or get loose. Magnavoxes, Paragon detector units, condensers, valves, sockets, variometers, honeycomb coils, all are imitated exactly as the original stuff, and only by close examination the differences may be found. They now make valves of all kinds; American Radiotron types, Auditron types, French types, etc., etc. The newest is that a representative of the Tokyo Radio Co.'s branch office at Kobe comes on board every steamer in port with a suit case full of radio stuff. All instruments and valves are certainly not so good as the original makes, but, in case of an emergency, they may be of some help.

I think it quite probable that radio broadcasting will take a great flight here the coming year. It must not be forgotten that the Orient usually comes a year or two behind the rest of the world. But the general public in the different places have read so much about the broadcasting of music, operas and speeches, in America and Europe, that they won't sit idle, but urge their governments to allow radio reception, which, thus far, is still prohibited in some countries of the Orient. The British, too, are discussing the possibility of broadcasting in India, and if the Dutch East Indian government isn't too slow, we'll also have broadcasting in Java in the near future.

It is a very good thing that firms are opening radio stores everywhere; if the general



SIGNALING

CONSIDER the vast difference between the methods of the savage and the marvellous broadcasting of today. This difference can be stated in one word—instruments.

Modern broadcasting employs delicate instruments to transform messages into electricity. Satisfactory reception requires equally fine apparatus to translate this current into the original music or spoken word.

Upon your loud speaker or head phones falls the task of transforming the electric current that flows through your set into sound. Poorly designed or carelessly constructed instruments cannot do this with satisfaction to you.

Holtzer-Cabot Phones and Loud Speakers are the perfected results of 25 years' specialization in the manufacture of sensitive electric apparatus.

- | | |
|------------------------------|---------|
| Holtzer-Cabot Loud Speaker, | \$25.00 |
| No. 2 Universal Head Phones, | 9.50 |
| No. 4 National Head Phones, | 6.00 |

Write for booklets "What you should know about Radio Reception" and "A better Loud Speaker."

THE HOLTZER-CABOT ELECTRIC CO

125 Amory Street, Boston, Mass.
6161-65 South State Street, Chicago, Ill.
Department D

Holtzer-Cabot
BUSINESS ESTABLISHED 1875

HEAD-SETS

Send for **DEALERS**
Catalog

HARRY ALTER'S
"POCKETBOOK"
is a monthly net price
catalog of Radio, Elec-
trical and Lighting
supplies. All good
dealers should have a
copy—get on our mail-
ing list now. No obli-
gation. Use your let-
terhead.



HARRY ALTER & CO.
WE SELL WHOLESALE ONLY
OGDEN BOUL. at CARROLL AV. CHICAGO



Unequaled
Clearness
Through
New
Magnetic
Principle of
Construction.

Circular
on request.

Moss-Schury Mfg. Co., Inc.

Radio Division

2011-2015 Franklin St., Detroit, U.S.A.

Manufacturers of precision electrical devices

Insure your copy reaching you each month. Subscribe to Radio News—\$2.50 a year.
Experimenter Publishing Co., 53 Park Place, N. Y. C.

RELIABLE

frequency
amplifying
transformers



Taking the Kinks Out of the Sound Waves

Sister's permanent wave has no more kinks than the way sound waves sound to the radio bug who struggles with distortion, static and other apologies made in behalf of his outfit.

You may not know the why and wherefore of distortion but you can forget it entirely once you install Reliable Transformers. Get that quiet easy tuning—pure amplification.

Three stages of Audio Transformers to choose from, 2 to 1 and 4 to 1 ratios at... **\$4.45**

6 to 1 ratio at... **\$4.95**

Radio types from 150 to 750 meters... **\$2.75**

neutralizing condensers

You Can Add \$75 Worth of Improvement by Installing this 75c Condenser

Increase your range and neutralize the capacity reactance of inductive couplings with this Reliable Micro-Air Condenser. Base mounting 25c extra.

Ask any Reliable Dealer

THE RELIABLE PARTS MFG. CO.,
2550 Prospect Ave., Cleveland, Ohio

A Real Headset That Reproduces Faithfully HEAR!



is a real headset and with the right price.

The beautiful tone quality and extreme sensitiveness of these phones gives the clear reception upon which the successful performance of your receiving set depends. This light weight sanitary headset reproduces faithfully the wonderful technique of a famous voice as well as the loudest tones of a brass band with that exceptional purity of tone which characterizes the set from other headphones.

Specially Priced
3000 Ohms
\$335

These are headphones that will last—and are backed by a guarantee of absolute satisfaction or your money back.

FREE RADIO CATALOGUE

With each headset you will receive free our latest catalogue just completed, with the very latest prices on complete sets and improved parts. You will be astonished at the low prices listed in this catalogue, where a complete set may be bought for \$25.00 as good as those selling elsewhere for \$60.00 a set that under favorable conditions has a radius of 1000 miles.

WRITE US TODAY

We sell direct by mail at prices seldom if ever offered before to buyers of Radio parts and sets. You can often save as much as one-half. Everything sold by us carries an absolute guarantee—your money back if you are not satisfied.

ATLAS RADIO COMPANY

345 S. Clark St., Dept. A, CHICAGO, ILL.

public cannot buy sets near at home, and if they want something and must order it either in Europe or America, they won't worry much about radio.

But if they have only to go to a shop in their own town to buy the latest instruments, and are thus able to listen in after having read so much about it in the newspapers, then certainly it won't be long before broadcasting will break its way into the Far East, notwithstanding that lazy Governments will do their best to prevent it because it gives them so much more work to do. Let us hope for the best.

STATION WBZ TO GIVE UNIVERSITY EXTENSION BY RADIO

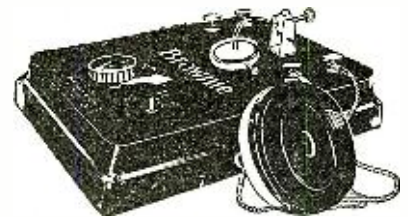
In order to further extend the use of radio so that it may be put to utilitarian uses, Westinghouse Radio Station WBZ at Springfield, Mass., has arranged with the Massachusetts Division of University Extension for a number of courses in which the successful student will obtain a certificate of perfection at the completion of the course. Two courses have been arranged at the beginning—one intended primarily to interest men and boys, the other intended to interest women. If the original courses are received with enthusiasm, other courses will be offered from time to time.

These are the arrangements which have been made. For the men a course will be given in "Radio Reception and Transmission." It will be sufficiently elementary to appeal to those radio enthusiasts who are interested chiefly in the results that they can get with their own sets, and who do not care to go very deeply into technical details. At the same time, it will be broad enough to furnish a sound foundation for a more advanced and technical study of the subject. If a sufficient number of people show interest in this first course, a second and more advanced one may be given later in the year.

The course will consist of 10 lectures, one to be broadcast from this station by Edward H. Goodrich of Springfield, each Wednesday evening, from 7:00 to 7:20 P.M. The first lecture was given on Wednesday evening, October 3.

For women, the Division will broadcast a course in "Household Management," consisting of eight lessons and given each Tuesday evening from 7:40 to 8:00 P.M., beginning on Tuesday evening, Oct. 16. The instructor will be Miss Agnes H. Craig, teacher of domestic science in the Springfield School Department. The arrangements for this course are similar to those for "Radio Reception and Transmission."

All radio users within range of this station are, of course, welcome to become part of the audience at these lectures. If, however, one wishes to take an active part in the course, he may enroll as a university extension student by sending to the Radio Station, Westinghouse Company, Springfield, Mass., his name, address, age, and occupation, with the registration fee of \$1. This application and payment constitute enrollment and entitle the student to receive any study material that may be sent out by mail, and to submit lesson papers to a university instructor for correction. For students thus enrolled, topics will be assigned upon which a final paper is to be written at the end of the course. If this work is successfully carried out, the student will receive a certificate testifying to his completion of the lesson assignments. If the final papers written by students are of a high grade, the best three will be broadcast with the names of the writers after the regular course has been completed. Students who wish to compete for this honor must submit their papers not more than a week after the final lecture has been given. It may even be possible to offer prizes for excellent work.



Send—NOW—for a

Brownie Airphone

Thoroughly practical—absolutely reliable, complete set that sells for less than any other high-class outfit made in America. Thousands in daily use.

Clear reception within 30-mile radius. No batteries or current required—will accommodate six receivers at a time.

\$750 complete — postpaid. Includes 1000-ohm receiver; 1 ultra-sensitive crystal; 100 ft. copper aerial wire; 25 ft. insulated lead-in wire; 30 ft. copper grounding wire; 2 porcelain insulators; directions for installing. Save time, money and useless experimenting. The *Brownie* answers every need. Mail your order today. Extra phones \$2.00 each.

Write for Dealer Proposition

RIVERO & COMPANY

GENERAL DISTRIBUTORS

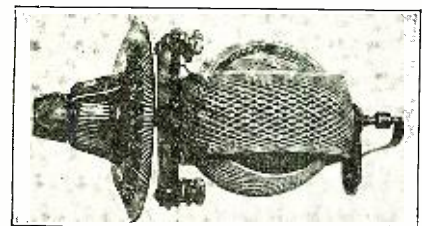
806 Merchants Exchg. Bldg., San Francisco [100]

"COPPERWELD"
THE IDEAL RADIO ANTENNA

COPPERWELD IS 50% STRONGER than Copper, can be strung taut, stays up when other wires stretch and break, and gives 100% electrical efficiency.

COPPER CLAD STEEL COMPANY
BRADDOCK P. O., RANKIN, PA.
Directions for Antenna construction on reverse side of carton

THE FRANDSEN TUNER AND VARIOCOUPLER



AT LAST THE PERFECT TUNER for Broadcast Reception.

The most efficient and selective tuner made. For single circuit with tickler or variocoupler with loose coupled primary and secondary circuits. Perfect and continuous variation of the inductance of the antenna circuit without SWITCHTAPS and without a VARIABLE CONDENSER in the antenna circuit. Complete for panel mounting, postpaid, \$7.50.

RADIO RESEARCH LABORATORIES
ATASCADERO, CALIFORNIA

University Extension in Massachusetts is already serving thousands of men and women. Established by the state legislature in 1915, it has grown so rapidly that during the past year alone the enrollment was over 35,000 students. Several hundred classes have been formed to meet in almost every corner of Massachusetts, and there is scarcely a postoffice within the boundaries of the State through which does not pass mail to and from university extension correspondence students.

With the addition of radio lectures to the regular program of class and correspondence instruction, this work can be made even more valuable and more extensive. Its growth has been due entirely to the fact that a surprisingly large number of people are eager to use their spare time for study. The extent of the university extension program is limited only by demand. If you wish the privilege of taking each year by class or by radio the subjects in which you are most interested, show your interest by becoming a member of the great student body. The two courses which start on October 3 and October 16 are only a beginning; other subjects may be offered by radio if enough people want them. At the present time we suggest as subjects for later courses by radio, Appreciation of Music, Appreciation of English and American Literature, Short-Story Writers, Salesmanship, Civics and Citizenship, Economics, Business Law, and Finance. If you have a preference for one of these courses, write to the Radio Station, Westinghouse Company at Springfield, Massachusetts. In this way you will make it possible for us to give courses which are of greatest interest to radio fans. Meanwhile, don't forget to mail your application letter and the fee of \$1.00 for the Radio course or the Household Management course to the Westinghouse Radio Station, Springfield, Massachusetts.

SAN JUAN'S ONLY BROADCASTING STATION IS NOW SILENT

It is estimated that about \$50,000 has been spent in radio sets and equipments, during the last few months by radio fans and radio students in and near San Juan, and who are now complaining of not getting any service out of their sets.

It is nearly three months now that the broadcasting station in San Juan has remained silent and the thousands of radio fans over the island have given up hopes of obtaining any service for their costly receiving sets.

There are at present more than one thousand radio sets distributed all over the Island and more than three-fourths were installed during the period when the Radio Dealers Association sent out radio programs from the broadcasting station, located on top of the Telephone Building.

The story goes that the Radio Dealers Association in the town has been unable to come to any reasonable understanding as to how the expense of broadcasting programs is to be distributed among themselves, as well as among other dealers, who refuse to share the expense. Some of the well established dealers desire to pay as much as those who are newcomers in the business, and hence the misunderstandings and present static position of radio broadcasting. In the meantime, those fans who save enough to buy what they believe an over-priced radio set, sit idly at home brooding over their ill fortune when they bought their \$15 to \$175 sets.


NO MORE HUNTING

A Schenectady woman, wife of a school-teacher, asked WGY to broadcast a request for a flat. She described and specified the number of rooms she desired and the rent it was possible for her to pay and also mentioned the streets she preferred.



Get the Maximum Out of Your Receiving Set

Vernier Variometer No. 80 \$8.00



Variocoupler No. 90 \$8.00

BY USING CHELSEA VARIOMETERS AND VARIOCOUPLERS

YOUR Set will tune sharper, thereby eliminating troublesome interference and will bring in stations you have never heard before. ALL insulation is molded bakelite. Great wave-length range—100-600 meters. No sliding contacts, therefore no objectionable noises. May be used for table or panel mounting. Variometer contains a BUILT-IN Vernier, an exclusive Chelsea feature.

Variocoupler contains individual binding posts for all taps. Complete with Chelsea grade 3/4-inch dials.

Price, \$8.00

OTHER QUALITY CHELSEA RADIO EQUIPMENT:

Variable Condensers with Vernier	\$4.25 to \$6.75	Rheostats	\$1.00 and \$1.40
Variable Condensers	2.50 to 5.00	Tube Sockets	.50
Audio Transformers	3.75 and 4.50	Dials	.40, .45, .50

Write for our large catalogue, No. 7, which illustrates and describes the complete line of Chelsea Receiving Sets and Parts



RADIO FANS

Frank D. Pearne, RADIO AUTHORITY, Says-- "The only reliable way to determine if "B" Batteries are still capable of service is by testing with a Voltmeter."


YOU NEED THIS

Indian Head **POCKET VOLTMETER** \$1.50

Tests B Batteries 0 to 50 Volts. Guaranteed accurate. Indian Head Ammeter at same Price. If your dealer can't supply you send money order to us. Also name of your favorite radio dealer. Dealers and Jobbers. Send for attractive proposition, also list of other fast sellers with attractive discounts.

E. O. JACKSON & COMPANY Chicago, Ill.
Dept. C 500 So. State St.

CHERINGTON "NOISELESS" RHEOSTATS



are manufactured with utmost care and precision. Comparison between the Cherington and other rheostats will easily convince you of the superiority of this instrument. The resistance elements used in Cherington Rheostats are higher than the average, so as to take care of the different characteristics of the various tubes. If your dealer does not carry in stock, will send postpaid on receipt of purchase price. 7 ohm, 32 ohm, 43 ohm \$1.00 ea. 52 ohm, 78 ohm \$1.25 ea. Cherington Phonograph Adapter 35c-50c ea. Neutralizing Condensers 50c ea. Dealers, Jobbers and Distributors who write at once will receive some very interesting information.

CHERINGTON MFG. CO., Dept. 21, Waukegan, Ill.
Chicago Office: 53 W. Jackson Blvd, Chicago, Ill.

Insure your copy reaching you each month. Subscribe to Radio News—\$2.50 a year. Experimenter Publishing Co., 53 Park Place, N. Y. C.



At the Dealer's Counter

Try the "magnet test" with the

Stromberg-Carlson RADIO HEAD SET

Unscrew the cap on the ear piece. Place the thin circular diaphragm on the counter. Hold the ear piece above it and see how powerful the magnets are in picking up the diaphragm.

Try the same test with any other headset and notice the difference. Powerful magnets in a Radio Headset give strong, clear signals.

Sold by dealers everywhere



Stromberg-Carlson
Telephone Mfg. Co.
Rochester, N.Y.

Electricity!

Learn
in
3 1/2
Months



Great
Shops
of
Coyne

Be an Electrical Expert

The whole world of electricity is open to the Coyne trained Electrical Expert. Come to Chicago—the Electrical Center of the World. Get your training at Coyne—the oldest, largest and best school of practical electricity in the country—the only school endorsed by the Electrical industry. We do not offer a number of individual courses—we give you just one complete course so that you will be an **Electrical Expert** capable of commanding big pay. Let ordinary electricians do the small jobs. You can become an **Expert** and get big money if you seize this chance to come to Coyne.

Earn \$250 to \$600 a Month

No books or useless theory. You are trained on the greatest outlay of electrical apparatus of any institution in the country. We give you **FREE** a complete course in Radio—the marvel of the age. We also give you **FREE** a life Membership which enables you to stay as long as you want or come back for further training at any time without charge. You get a complete practical training in Circuits, Housewiring, D. C., A. C., Armature and Stator Winding, Drafting, Auto, Truck and Tractor Electricity, Battery Building and Repairing, and Radio, everything to make you an expert earning from \$65 to \$125 a week.

Earn While You Learn!

We help students to secure jobs to earn a good part of their living expenses while studying.

Write for FREE BOOK

Don't delay a minute—send right now for our big free catalog and full particulars of special offer. Act now!

Coyne Electrical School
1300-10 W. Harrison St., Dept. 59-41 Chicago

GOVERNMENT MAY CALL ANOTHER RADIO CONFERENCE

By CARL H. BUTMAN

The first two radio conferences in Washington aided the Department of Commerce so materially that it is probable another representative gathering may be called this spring, with a view of making the conferences annual affairs. One thing in particular that the conferences accomplished was the eliminating of interference through wave allocation. Officials of the Department of Commerce believe that broadcasters, amateurs and commercial stations are now keeping on their wave-lengths pretty well. This is essential if we are to have a minimum of interference. Representatives of the Department in every district are listening in all the time and measuring the waves emitted by transmitting stations, warning offenders when they are too far off their waves.

The Bureau of Standards through "WVW" has been sending out standard wave-lengths, so that stations can adjust their sets; the Navy is aiding also. Methods of calibrating sets properly have been announced and it is now up to the transmitting stations to keep within bounds.

BROADCASTING COMPANY ESTABLISHED IN SWEDEN

"Svenska Rundradioaktiebolaget" is the name of a new firm in Sweden for broadcasting. The organizers of the company are Elektriska Aktiebolaget A.E.G. Allmänna Telefonaktiebolaget, L. M. Ericsson and others. The minimum capital of the company has been fixed at 100,000 Kroners and the maximum at 300,000 Kroners. The company has applied to the Government for a concession to transmit information by radio.

GOVERNMENT RADIO HEAD PLANS TRIP

Chief Supervisor of Radio W. D. Terrell, of the Department of Commerce, will take a trip around the country, eventually visiting each of the nine radio districts. Recently he made a trip to Detroit and Chicago, the eighth and ninth district headquarters. Within a month's time, he hopes to start west to visit Seattle and San Francisco and inspect the district headquarters there. Returning via New Orleans, he will stop off there and in Atlanta, where the new fourth district offices were recently established. En route to Washington he hopes to stop at Norfolk. Later in the season, he will go to Baltimore, New York and Boston, thus completing a circuit of all nine district headquarters.

Since the advent of broadcasting, it has become necessary for the Chief Supervisor to keep in closer touch with his district supervisors and their inspectors, and it is for this reason, and in an effort to adjust some local difficulties that Mr. Terrell is making the extensive trip.

Mr. Terrell will also sound out the sentiment of several sections of the country as to broadcasting, amateur activity and other phases of radio communication as part of a general study he is making of operation under the regulations and new wave-lengths laid down last spring.

SHIPPING BOARD NEEDS RADIO OPERATORS

Radio operators seeking employment will find excellent opportunities for real radio work on board ships of the U. S. Shipping Board which sail the "Seven Seas" and call at every port in the world.

The annual turn-over of radio personnel is large, due to several causes, among



Your Headset \$5

In this space, we cannot tell you about the many good qualities of Camco Radio Headsets. Thousands of headsets made by us are used from coast to coast. If you could visit our factory and see us make Camco Headsets, you'd realize that there are no better headsets made at the price. Camco Grand \$5; Camco De Luxe \$7.50.

At your dealers or write


Cannon & Miller Sales Corp.

47 W. Huron St., Buffalo, N. Y.

Factory: Springwater, N. Y.

District Sales Offices

Boston, 261 Franklin Street
New York, 505 Fifth Avenue
Chicago, 21 E. Van Buren Street
St. Louis, 915 Olive Street.



DON'T spoil that regular variometer because you want to split its windings. USE an L & K

UNIVERSAL VARIOMETER

the instrument with no end of uses

List Price—\$7.00

Six other HARD RUBBER moulded variometers and variocouplers are made by

LANGBEIN & KAUFMAN

654 Grand Ave. New Haven, Conn.

EARN MONEY AT HOME

YOU can make \$15 to \$60 weekly in your spare time writing show cards. No canvassing or soliciting. We instruct you by our new simple Directograph System, supply you with work and pay you cash each week. Write today for full particulars and free booklet.

WEST-ANGUS SHOW CARD SERVICE LIMITED
Authorized Capital \$1,250,000.00
154 Colborne Building, Toronto, Can.

RADIO WALL MAP 10c.
Up to date, just off the press. Shows call letters, location, wave length, and kilocycles of all radio broadcasting stations also American Relay divisions and radio districts. Complete with scale for measuring distances. Size 28x34 inches printed in three colors. Postpaid for a dime.
OZARKA, INC., 863 Washington Blvd., Chicago

them being the fact that many college men spend their summer vacations sailing the "briny deep" as marine radio operators, and then return to their studies at the end of the vacation season.

It is understood that approximately 100 first-class radio operators can be placed on Government vessels alone during the next few months.

On the first of last July, the Government increased the pay of all its commercial operators approximately 15 per cent. The monthly rates of pay now in effect range from \$85 per month to \$125. A few positions pay a higher salary.

Radio operators aboard Shipping Board ships are classed as officers and, in addition to their regular monthly pay, receive free lodging, meals and such other accommodations as are accorded to ships' officers.

Applicants for berths as radio operators must hold commercial first-class radio operators' licenses, which are issued by the Department of Commerce. Examinations for such licenses may be taken any time at the offices of the Department of Commerce's Radio Supervisors, located at the following places: Custom House, Boston, Mass.; Custom House, Baltimore; Custom House, New Orleans; L. C. Smith Bldg., Seattle, Wash.; Custom House, New York; Federal Bldg., Atlanta, Ga.; Custom House, San Francisco, Cal.; Federal Bldg., Detroit, Mich., and Federal Bldg., Chicago, Ill.

Radio operators who desire employment on board Shipping Board vessels and holding required licenses should communicate with the radio companies which employ operators for the Board. These companies are: Radio Corporation of America, Ship Owners' Radio Service Inc., and Independent Wireless Telegraph Company, all of which have offices in large American ports.

NAVAL STATION TO SEND STANDARD SIGNALS

Standard radio frequency signals will be transmitted from NPG, the Naval Radio Station at San Francisco on the third Monday of each month commencing October 15, at eight A. M., Pacific time. All transmission will be on continuous waves from both a medium and a high-powered arc set, no voice announcements being made. The six frequencies to be transmitted will range from 28.5 to 125 kilocycles, all long wave-lengths.

SOUTH AFRICAN COMPANY ORGANIZED TO SET UP HIGH POWER STATION NEAR CAPETOWN

The Wireless Telegraph Company of South Africa (Ltd.), has been recently organized to provide international telegraphic service for the Dominion. The principal high-power station is to be located at Klipheuvell Station, Cape Province, about 30 miles by rail from Cape Town, according to advices to the Department of Commerce. The site comprises about 1,000 morgen (2,110 acres) of farm land and is so located as to be about 10 miles distant from any mountains. It is estimated that the station will be in operation in about 18 months. The power of the new station will be 750 kilowatts and it is probable that it will operate on a wave-length of about 16,000 meters.

The aerials will be supported by 16 towers 800' in height, arranged in the form of a circle having a diameter of 1½ miles. Beneath this circle an earth screen will be supported on 250 towers 40' in height. The use of the earth screen was determined as the result of experiments carried on at the Marconi station at Carnarvon, Wales.



The **FANSTEEL**
Balkite
battery charger

PATENTS APPLIED FOR

has no vibrators, bulbs or moving parts and is entirely noiseless

FANSTEEL BALKITE

is a new metal developed for this charger. It acts as a valve, allowing current to flow into the battery but not out of it. It is the most efficient charger valve made, is practically indestructible, and does away with noisy, delicate vibrators and fragile bulbs.

The Gould Storage Battery Company is also marketing, under the Fansteel Balkite Patents, a complete battery and recharging unit known as the Gould Unipower, into which this charger, under the name, "The Fansteel Balkite Rectifier," has been incorporated.

The Fansteel Balkite Battery Charger for Radio "A" Batteries [6 volt] is an entirely new type of rectifier, based on the use of Fansteel Balkite, a new and rare metal developed for this purpose. It is entirely noiseless. It cannot deteriorate through use or disuse. It has nothing to replace, adjust, or get out of order. It cannot discharge or short circuit the battery, and requires no attention other than an occasional filling with distilled water. It will not overcharge, and cannot fail to operate when connected to the battery and line current. It is unaffected by temperature or fluctuations in line current. It is simple, efficient, and indestructible except through abuse.

The Fansteel Balkite Battery Charger will charge the ordinary 6 volt radio "A" or automobile storage battery at 3 amperes, from 110-120 AC, 60 cycle current. It comes complete and ready for use. Get it from your dealer, or use the coupon below.

Price, \$18
(\$18.50 West of the Rockies)

FANSTEEL PRODUCTS CO., Inc.
Dept. 9-A North Chicago, Illinois

Dealers and Jobbers: The Fansteel Balkite Battery Charger does away with complaints and replacement troubles. Write for literature and discounts.

Dept. 9-A

FANSTEEL PRODUCTS Co., Inc.,

No. Chicago, Ill.

Enclosed please find \$18. (\$18.50 west of the Rockies.) Send me the Fansteel Balkite Battery Charger for Radio 6 volt "A" Batteries. If I am not entirely satisfied I will return it and you will refund my money.

Name

Street

City.....State.....

Code Instructions \$2.00 that Instruct

Master Radio Code in 15 Minutes—Qualify for Exam in One Week. To hesitate kills Speed. Master Code our way and kill Hesitation. 100 Learning Records Licensed Students One Dime. Investigate. Dodge Radio Shortcut. Dept. N, Mamaroneck, N. Y.



YOUR RADIO IS NO BETTER THAN YOUR "B" BATTERY

Sharp detection—full amplification can only be obtained from strong, dependable, noiseless batteries.

DIAMOND

QUALITY PLATE BATTERIES

are used by discriminating radio operators.

If your dealer cannot supply, get a sample direct from factory.

LARGE 22½ VOLT. LIST \$3.00.



DIAMOND ELECTRIC SPECIALTIES CORP. Richmond St., Newark, N. J.

Insure your copy reaching you each month. Subscribe to Radio News—\$2.50 a year. Experimenter Publishing Co., 53 Park Place, N. Y. C.



For All Batteries

The one charger which recharges all radio storage batteries—2-volt peanut tube batteries, 6-volt A Batteries, 6 and 12-volt automobile batteries, and 1 to 4 B Batteries. It's the new Valley Type A B C Battery Charger.

Plugs into regular electric light sockets. Takes about a dime's worth of current for an average charge.

A lot of people were disappointed last year because we could not make enough Valley Chargers. We are making more this year, but with the improvements, they will be in greater demand. Don't miss out. At all good radio dealers.

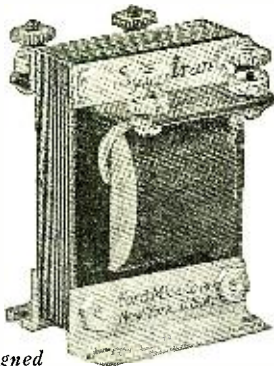
VALLEY ELECTRIC CO.

3157 S. Kingshighway, St. Louis, Mo.

Valley Battery Charger

SUPERTRAN

An Audio-Frequency Amplifying Transformer that more than meets requirements.



Designed

to give the highest amplification on all wave lengths with a minimum of distortion. to operate equally well with all types of modern tubes.

Price \$6.00

At your dealers or by mail postpaid on receipt of purchase price. Write for our free literature.

Ford Mica Co., Inc.
14 Christopher St. New York

A UNIT IN THE EMPIRE WIRELESS CHAIN

This South African installation together with the stations planned for Canada, Australia, and India and the existing stations in England and Egypt will form an Empire wireless system, each one being designed to communicate directly with the mother country or with any of the other Dominions.

PROJECTED WIRELESS PLANT AT CONSTANTZA

Business circles in Constantza are much interested in a projected wireless telegraph plant. The present radio station at Constantza is used for little more than the distribution of shipping intelligence. The bankers and shippers generally want not only telegraph and telephone (wireless) connection with Western Europe, but also with Constantinople, the Piraeus, and Odessa. The project for the construction of such a station has secured the approval of the Bulgarian Ministers of Communications, Finance, and Industry and Commerce, and, with a certain supply of German material now on hand, it is expected that the new enterprise will soon take definite form at a cost of approximately Lei 800,000.

RUSSIAN-FRENCH RADIO AGREEMENT RATIFIED

Ratification has been made of the contract between the French Compagnie General de Telegraphie Sans Fil and the Russian Radio Electric Trust, according to cable advices from Trade Commissioner Butler, at Paris. The agreement provides for the installation of wireless stations and manufacture of apparatus in Russia.

G. E. TO INSTALL SIX HIGH POWER TUBE TRANSMITTERS

Six radio transmitters, to be the most powerful on the American Continent, operating from vacuum tubes and first to make use of the General Electric 20-kilowatt radiotron, are being installed by the United Fruit Company and the Tropical Radio Telegraph Company at points in Central America and the United States for the purpose of completing the links of an adequate communication system between the Americas. These transmitters will be located at: New Orleans, La., Miami, Fla., Puerto Barrios, Guatemala, Tegucigalpa, Honduras, Managua, Nicaragua, Almirante, Panama.

The Tropical Radio Company operates the stations at New Orleans, Miami, Tegucigalpa and Managua while the stations at Puerto Barrios and Almirante are operated by the United Fruit Company.


The first of these six sets has just been completed at the Schenectady works of the General Electric Company for the Radio Corporation and sold to the United Fruit Company, and will be shipped within a few days to the Tegucigalpa station. The other five are scheduled to be completed and shipped at the rate of one a month and, as about two months will be required to install each set, it is expected all six will be in operation by the middle of next year.

The United Fruit Company established the first radio stations in Central America and was the first to establish commercial radio communications between Central America and the United States. It was shortly after the International Yacht races off Sandy Hook had been reported by radio that the first radio sending and receiving sets were purchased and installed at Port Limon, Costa Rica, and Bocas, del Toro, Panama. This was in 1904 and service was inaugurated the following year. The operation of these two stations convinced the directors of the United Fruit Company that radio was practical and valuable in a business which handled such a



RADIOCEIVE Mfg. Co.

368 Jelliff Ave., Newark, N. J.



Diamond Weave Variocoupler an R-M-C Product

Seven-eighths of windings are in mid-air, thus reducing dielectric losses to a minimum. Diamond Weave construction reduces distributed capacity to a minimum.

The R. M. C. Variocoupler has a wave range of 150 to 600 meters. The Variometer is the same size and general construction as the variocoupler, and has a variance in inductance of 300 meters.

Outside diameter of primary windings is 4 1/8"; of secondary, 3 1/4"; extreme length 5 1/4".

These R. M. C. products will greatly improve any circuit where a variometer or variocoupler can be used.

Variocoupler \$4.25

Variometer \$4.25

Write for catalog of other diamond weave coils, and Radio Frequency Transformer.

THE RADIO MANUFACTURING CO.
of Springfield, Massachusetts
Dept. A 97 Dwight Street

Push-Pull Amplifying Transformers

for those who demand more than has heretofore been secured from audio frequency amplification. Supplied in sets of two.

MODERN 10 to 1 has carved its own way to fame by performance in reflex circuits.


Also preferred by many on the first stage of standard audio frequency amplifiers.

MODERN 4 to 1

meets with a welcome wherever it goes. The many repeat orders attest to its all around efficiency.

Write today for illustrated circulars and bulletins.

THE MODERN ELECTRIC MFG. CO.
Dept. 501 Toledo, Ohio



TELEGRAPHY

BOTH MORSE AND WIRELESS taught thoroughly. Big salaries; tremendous demand. Oldest, largest school. Endorsed by Telegraph, Railway, Wireless and Government officials. Expenses low—opportunities to earn large portion. Catalog Free. **DODGE'S INSTITUTE**, Mora Street, Valparaiso, Ind.

highly perishable product as the banana. So the year following, or 1906, stations were opened at Bluefields and Rama, Nicaragua. All these stations, because of the lack of land communications, handled in addition to the Company's business a large share of the telegraph business of the general public between these places and the United States and Europe. Other stations have followed since then until now, with the six new tube transmitter stations, there will be a total of 19, comprising what is known as the United Fruit Company's radio system. All stations of the United Fruit Company's system, including all their ships of the "Great White Fleet" are to be equipped with tube transmitters of a similar type.

The United Fruit Company has spent more than \$3,000,000 in the development of its radio system and upon the completion of new stations under construction its investment in radio will probably exceed \$4,000,000. Since 1911, the radio activities of the Company in all its branches have been under the immediate direction of George S. Davis, who is general manager of their Radio Telegraph Department. He is also president and a director of the Wireless Specialty Apparatus Company, general manager of the Tropical Radio Telegraph Company and a director of the Radio Corporation of America.

In the operation of these transmitters, in some cases where stations are located in remote places, the primary power is generated at the station by gas or oil engine driven alternators supplying 220 volts. In other stations the power is obtained from the distribution system of the local power company. This power first goes to the service panel where complete apparatus for control, protection and metering is installed. Then it goes to the rectifier which consists of a bank of transformers and six 12½ kilowatt kenetrons. Here the voltage is stepped up and rectified, to become 15,000 volts direct current. This high voltage is then used for plate power on the plotron oscillators.

The frequency is controlled by means of a master oscillator employing one 1-kilowatt plotron. The master oscillator provides a lower power radio frequency supply which is then amplified to 20 kilowatts of power by means of one of the new water-cooled 20-kilowatt tubes. The amplified power is passed through a tank circuit which eliminates harmonics and is then fed into the multiple tuned antenna.

Keying is accomplished by means of a relay in the master oscillator unit. This relay may be controlled from any desired distance and is adapted to keying speeds of 60 words per minute.

HOW TO MAKE INDUCTANCE COILS

A circular descriptive of how to make a series of single-layer inductance coils suitable for radio-frequency standards has been prepared by J. L. Preston and M. S. Strock of the Bureau of Standards. Owing to the increased interest in radio-frequency measurements, the illustrated circular should be of considerable value to those technically inclined and in laboratories where a fixed conductor of known inductance and having a small radio-frequency inductance is desired. This type of coil in conjunction with a high-grade variable air condenser, such as the Bureau of Standards type, forms a very dependable and accurate wavemeter. The pamphlet is known as Letter Circular LC-103.

WORSE THAN THE DENTIST

We read in a New York paper that Ellis Parker Butler was recently pallopho-phonied. Some folks not as up-to-date on radio as they should be immediately wanted to know if the humorist would recover.



Is your battery always fully charged and fit?

Is it always toned up for best results, whenever friends happen in—throughout every concert? Keep it at full strength and prolong its life—the simple, easy, inexpensive Tungar way.

Tungar—the go-between from house-lighting circuit to storage battery—attaches wherever there is a lamp or convenience outlet.

You don't have to move the battery. Just connect Tungar, and leave it—any time, day or night.

Tungar is certain, clean, quiet. No moving parts to get out of order or make noise.

Good for the auto battery too—the same Tungar.

See one at any good electrical store, or write for literature. Address Section RA¹

Merchandise Department
General Electric Company
Bridgeport, Connecticut

Tungar Battery Charger. Operates on Alternating Current.
2 Ampere Outfits—\$18.00
5 Ampere Outfits—\$28.00
(Prices east of the Rockies)

Special attachment for charging 12 or 24 cell "B" Storage Battery—\$3.00—fits either size Tungar.



Charge 'em at Home, with

Tungar

BATTERY CHARGER

A GENERAL ELECTRIC PRODUCT

35A-967D

MARVEL HOLIDAY SPECIAL

\$18.00 Westinghouse Rectigon Charger	\$14.63
7.00 Pioneer Bakelite Variocoupler	4.75
6.50 Pioneer Bakelite Variometer	4.50
Patent Honey Comb Coils, all sizes	special price
2.00 Tri-Coat Reflex Transformer	1.72
Thordarson Transformer, High, \$3.75—Low	3.25
U V 199 Transformers, High	3.25
\$12.50 Per Pr. Come Push & Pull Trans.	pr. 10.50
75c. 6 ohm Rheostat	.52
Aerial Insulators	.10
D-K Gold Sheath Bus Bar—2 feet length	.10
13 Pt. Vernier Condensers AMSCO	2.65
23 Vernier Condensers	3.50
43 Vernier Condensers	4.00
Storage Batteries, 60 Amp., \$9.25	11.75
\$1.75 B Batteries, 22½ V., small	.75
3.50 B Batteries, 22½ V., large	1.45
5.50 B Batteries, 45 V., large	2.90

Remittances must include Postage.
Send for our Monthly Price List.

MARVEL RADIO SPECIALTY CO.
132 Nassau St., Dept. RN., New York

Announcing DX-ALENA Announcing

The Powerful Long-Distance Crystal

DX-ALENA is a phenomenal, all-sensitive, synthetic crystal that positively outclasses all others. DX-ALENA is broadcast tested and guaranteed absolutely without an equal for loud-speaking and long-distance reception. Fans report extraordinary success with DX-ALENA. Order one of these wonderful crystals today for your crystal or reflex set. By mail, 50 cents. DX-ALENA is made by The Chemical Research Co., Dealers and Jobbers. Write for prices.

Distributed by

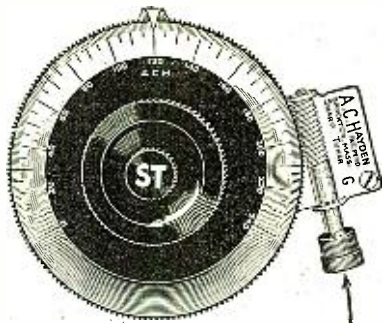
EVERETT RADIO CO.

Radio Equipment of Quality

5207 Dorchester Ave. Chicago, Ill.

Insure your copy reaching you each month. Subscribe to Radio News—\$2.50 a year. Experimenter Publishing Co., 53 Park Place, N. Y. C.

USE A C H SHARP TUNER DIALS



Why the A.C.H. is different
 3 in. DIAL (156-10-1)
 4 in. DIAL (215-10-1)

Rough tuning with dial or one thousandth of an inch in either direction.
 Price ACH 3" Dial complete.....\$2.50
 Price ACH 4" Dial complete..... 5.00
 Regular fitting 5/16" hole, 1/4" and 3/16". Bushings, 5c. each extra. 10c for all.

ASK YOURSELF THIS:

Would W. S. Brooker, Alberta, Canada write and say "held Ft. Worth, Texas one hour steady, thanks to the ACH" and order another if he was not satisfied? To retain your good will you must be satisfied or money refunded. Ask for circular No. 6 on RV Loud Talker and Detector set. A wonderful set. All ready for you to put together.

A. C. HAYDEN RADIO & RESEARCH CO.

Brockton, Mass., U. S. A.
 Mail Orders Sent prepaid in U. S. A.

The New BURKE DETECTOR

ENCLOSED AND ADJUSTABLE



The Only Crystal Detector That Fits the Standard V. T. Socket

A Supersensitive Detector of the Highest Quality that you can use in all Crystal and Reflex Circuits. It may also be employed as a detector in place of the usual vacuum tube.

PRICE \$2.00

At Your Dealer or Direct.

The Burke Manufacturing Co.
 750 Summer Ave. Newark, N. J.

I Want to Know

(Continued from page 912)

RECTIFIER QUERIES

(830) Mr. Charles Luigs, St. Meinrad, Indiana, wants to know:

Q. 1. Please give dimensions of jars and plates of a four-jar electrolytic rectifier.

A. 1. Jars having a capacity of one quart should be used. Pure lead and aluminum plates 3" long and 1" wide should be employed. These plates should be immersed in the solution to a depth of about 3/4". The circuit of this rectifier will be found in answer to question 759 in the October issue of RADIO NEWS. Instructions for making the solution for this rectifier are given in answer to question 814 of this issue.

Q. 2. Where may the lead and the aluminum necessary for this rectifier be obtained?

A. 2. Pure lead and aluminum sheeting may be obtained from Patterson Bros., 27 Park Row, New York City.

Q. 3. Could a five-watt transmitting tube be used in place of the amplifying tube in the combination transmitting and receiving set described in the May issue of RADIO NEWS?

A. 3. A five-watt tube will give very good results in this circuit.

R.F. IN THE COLPITTS CIRCUIT

(831) Mr. T. J. Tronson, Lake Villa, Ill., writes:

Q. 1. I am using a receiver employing the Colpitts oscillator circuit. Will you kindly publish a diagram showing how one stage of radio frequency amplification may be added?

A. 1. Radio frequency amplification cannot be adapted to a receiver using the Colpitts oscillator circuit.

VERNIER CONDENSER

(832) Mr. Thomas J. Rozum, Humboldt, S. D., asks:

Q. 1. I would like to know if a 23-plate condenser with a vernier dial is as good as a 23-plate vernier condenser.

A. 1. A variable condenser using a vernier dial will give just as good results as a standard vernier condenser.

VARIOCOUPLER DATA

(833) Mr. William J. Scott, Toronto, Canada, wants to know:

Q. 1. Using a 4" tube for the primary of a variocoupler, what diameter should the tube for the rotor be?

A. 1. This would depend upon whether a ball rotor or an ordinary tube is to be used for the secondary. If a ball rotor is used, it may be just large enough to fit inside of the primary. If a tube is used, it should be about 3" in diameter.

Q. 2. The primary is wound with 60 turns of No. 20 S.S.C. wire; how many turns should be on the secondary and what size wire?

A. 2. The secondary should consist of 40 turns of No. 22 or 24 S.C.C. wire.

Q. 3. Would No 22 give better results on the primary?

A. 3. No. 22 wire would not be quite as efficient as No. 20 for the primary of your coupler.

With the Amateurs

(Continued from page 889)

WNP was also heard, answering 1ANA at approximately 220 meters. The following were heard on September 5.

1BCG, 3CKM, 2KW, 1ABS, 1ANA, 2BY, 5HL (very good), 1ACU, 1BQH, 1AR and 2FP (spark).

I am the owner and operator of radio station 8CS which has been heard about 400 miles with a power of 15-watt input and a radiation of only 0.35 ampere. I can now get in touch regularly with English, Dutch and French amateurs with a one-half ampere radiation. On phone my speech has been reported good up to a distance of 350 miles. I hope to increase my power in the near future so as to try to send across the Atlantic and be heard in America. I should be very glad to give full information about my reception here, to anyone who will ask me by a letter or card.

Calls Heard

9DRS, DECATUR, IND.
 1AR, 1AX, 1BES, 1BOQ, 1KC, 1FD, 1VHR, 3AA, 3AAY, 3BD, 3BDO, 3BVN, 3BVR, 3ES, 3MB, 3SS, 3TB, 3ZS, 4CR, 4DV, 4DX, 4IA,



MURDOCK HEADPHONES

AT ALL RADIO DEALERS

Or Sent Direct If Your Dealer Cannot Supply You.

WM. J. MURDOCK COMPANY
 344 Washington Ave., Chelsea, Mass.



BRANSTON RADIO

"STANDARD OF THE WORLD"
 Look for This Trade Mark Card in Your Dealer's Window or Salesroom.

FREE

"APPLAUSE CARDS"

"Station P-E-X signing off! If you have enjoyed the program won't you write in and tell us?"

Sure! It's easy with "Applause Cards". For they're handsomely printed mailing cards. All ready for you to write your comments, sign and address. Then drop in the post box.

Keep a supply of "Applause Cards" near your cabinet. You can always do so, because they're FREE!

Get a package without any obligation, at your radio store. Or, if he has not yet stocked, drop us a line giving us his name, and we'll ship you the cards prepaid, direct.

Remember, they're free!

DICTOGRAPH PRODUCTS CORPORATION,
 Department N.

220 West 42nd Street, New York City

*REG. U. S. PAT. OFF.

4KC, 4KU, 4LG, 4MB, 4MV, 4RV, 5AA, 5AFO, 5AIU, 5AMA, 5EK, 5LR, 5LRH, 5MU, 5UP, 5SZ, 8AAR, 8AGF, 8AGP, 8AM, 8AMR, 8ASM, 8ATH, 8AVN, 8AWF, 8BDA, 8BIO, 8BNH, 8BMU, 8CDZ, 8CP, 8CQS, 8CR, 8CTE, 8CTN, 8CVG, 8CWG, 8CZ, 8DCG, 8DKM, 8FU, 8KGF, 8KJ, 8PD, 8PL, 8PR, 8VP, 8VO, 8WA, 8WG, 8ZZ, 9AAR, 9AAU, 9AAW, 9ABR, 9ACI, 9AED, 9AFI, 9AHZ, 9AIM, 9ARC, 9AUN, 9AUY, 9AXX, 9BA, 9BAK, 9BEL, 9BEZ, 9BSP, 9BW, 9BWF, 9BOQ, 9BZI, 9CCK, 9CFK, 9CFO, 9CHD, 9CTE, 9DBJ, 9DCG, 9DGW, 9DHG, 9DIS, 9DLW, 9DIL, 9DMI, 9DRI, 9DRO, 9DWM, 9EBT, 9EKF, 9EL, 9EMF, 9IG, 9QR, 9RC, 9ZT, 9ZV.

"CALLS HEARD" AT 9BTL-1 TUBE

1AW, (1AL), 1BCC, 1BES, 1BDI, 1BMJ, 1BWJ, 1CBG, 1ER, 1SN, (2AGB), 2BRB, 2CFB, 3AAO, 3ACY, 3AJG, 3BVA, (3BVL), 3GE, 3IW, 3SU, (3TJ), 3ZO, (4AF), 4CS, 4DX, 4FA, 4FT, 4GX, 4MB-6ALV, 6ARB, 6AWT-Humm audible 3 ft. from phones on Det. only-(6BGY), 6BHU, 6BM, 6BPZ, 6BVG, 6CBU, 6CHL, 6PE, 6PL, 6RM, 6ZAH, 7AGV, (7AJQ), 7IT, (7LY), 7WN, 7WP, 7WV, 7ZD, 7ZF, Can. (3BP), (3OH), (3NI), 4DY, 4ER.

Using 10 watts—Reports over 1,000 miles appreciated.

9AER, WILMETTE, ILL. (One Tube.)

C.W.—1ACU, 1BBO, 1BWJ, 2CAL, 2CCX, 3CDK, 4DB, 4KU, 5AIC, 5AIU, 5EK, 5MN, 5NJ, 8GPB, 8HZO, 8BCI, 8BNH, 8DHA, 8YV, 8ZZ, 9AAR, 9AAU, 9AAV, 9AAW, 9ABB, 9ACK, 9ACR, 9ACW, 9AEM, 9AEN, 9AGQ, 9AIM, (9AJH), (9ALY), (9ANB), (9AOY), (9API), 9AQM, (9ASA), 9AUA, 9AUN, 9AUY, 9AVP, (9AWK), 9AWF, 9AWM, 9AZN, 9AZO, 9AZP, (9BBR), 9BCX, 9BED, 9BF, 9BFF, (9BGA), 9BHL, 9BMO, (9BNA), 9BOA, 9BOQ, 9BRE, (9BRX), 9BR, 9BT, 9BTD, 9BWF, 9BYA, 9BZI, 9BZD, 9CCK, 9CDV, 9CHR, 9CLV, 9CLX, 9CVS, 9CXH, 9CYQ, 9DFO, 9DGW, (9DHO), 9DHG, (9DHU), 9DIW, (9DKK), (9DQ), 9DQA, (9DRN), 9DVM, 9DVL, (9DXP), 9DYZ, 9DYH, (9EBA), (9ECB), (9ED), 9EIN, 9EKF, 9EKY, 9ES, 9GL, (9LZ), 9MO, 9OX, (9PO), (9QRG) (hi), (9RC), 9US, 9WP, 9ZY, 9ZT.

Spark—9AOZ, (9BAM), (9BEF), (9BIO), (9BWS), (9DFV), (9DIL), (9DMY), (9DVK), (9EDG), (9EDH), (9GT), 9JO, (9OF), (9WM).

HEARD BY JOE SOMERS, 1804 VERMONT AVE., CONNERSVILLE, IND. (One Tube)

C.W.—1BOQ, 1BOM, 1MU, 1WB, 1YB, 2AAV, 2CCD, 2CCX, 2KK, 2WB, 3AAO, 3ADN, 3AGC, 3AJD, 3BOG, 3BDO, 3BMN, 3CBM, 3GN, 3IW, 3JJ, 3NI, 3ZNA, 4AI, 4BA, 4BY, 4DB, 4ED, 4FS, 4FT, 4GF, 4GV, 4GX, 4HR, 4KA, 4KC, 4KV, 4LJ, 4MB, 4ME, 4MR, 4NA, 4NV, 4OR, 4QF, 5ABY, 5AGJ, 5AGO, 5AHJ, 5AIR, 5ALV, 5AJW, 5AM, 5APJ, 5APS, 5BDR, 5BM, 5CV, 5DAU, 5ED, 5EK, 5FA, 5FR, 5FX, 5GA, 5GI, 5GJ, 5GN, 5IL, 5JJ, 5LX, 5MI, 5MO, 5MU, 5NJ, 5OA, 5PH, 5RH, 5TJ, 5TP, 5VA, 5UP, 5WO, 5WX, 5ZB, 6ZBA, 6AIW, 6ALH, 6ANB, 6AUE, 6BGG, 6BLQ, 6BJU, 6BMB, 6BNH, 6BSY, 6BYR, 6BXH, 6BZD, 6CAB, 6CAO, 6CEI, 6CGT, 6CHB, 6CHX, 6CNW, 6CP, 6CQA, 6CRW, 6CSB, 6CVG, 6DAL, 6DAR, 6DAT, 6DCB, 6DCG, 6DCJ, 6DHA, 6DHO, 6DIO, 6DIV, 6DIL, 6DRD, 6EKN, 6ES, 6FI, 6GZ, 6JJ, 6JU, 6KK, 6PD, 6PL, 6QE, 6QN, 6WA, 6VE, 6VK, 6VO, 6VY, 9AAL, 9AAU, 9AAW, 9ACI, 9AEM, 9AIM, 9AIV, 9AJV, 9AKT, 9AIM, 9ANB, 9APD, 9APS, 9APN, 9AQD, 9ASR, 9ASV, 9ATM, 9AUC, 9AUS, 9AWF, 9AWG, 9AWK, 9BAK, 9BAN, 9BAV, 9BBR, 9BCV, 9BDA, 9BDE, 9BDS, 9BDV, 9BDU, 9BEH, 9BEZ, 9BFB, 9BFZ, 9BIK, 9BKO, 9BKU, 9BKY, 9BMU, 9BRI, 9BSY, 9BUJ, 9BWA, 9BWR, 9BYG, 9BYX, 9BZI, 9CA, 9CAA, 9CAH, 9CAO, 9CBA, 9CBV, 9CCS, 9CCY, 9CFE, 9CEN, 9CGY, 9CHE, 9CHF, 9CIA, 9CNO, 9COH, 9CR, 9CRA, 9CTB, 9CTE, 9CTK, 9CTR, 9CTT, 9CVD, 9CVG, 9CAH, 9CVF, 9CYG, 9CZS, 9DEY, 9DDU, 9DHM, 9DHS, 9DII, 9DIN, 9DIM, 9DNN, 9DKG, 9DOF, 9DPC, 9DPO, 9DRO, 9DSL, 9DTI, 9DIT, 9DWA, 9DX, 9DYK, 9DXN, 9DZS, 9DZX, 9DZY, 9EAK, 9EFY, 9EIF, 9EIR, 9EKF, 9EKY, 9ELA, 9ELB, 9ELO, 9EKF, 9EO, 9EO, 9ES, 9FP, 9IH, 9KD, 9MA, 9MC, 9MU, 9OR, 9OX, 9RL, 9TA, 9UC, 9UR, 9UZ, 9VL, 9VM, 9ZV, 9ZY, 9ZZ.

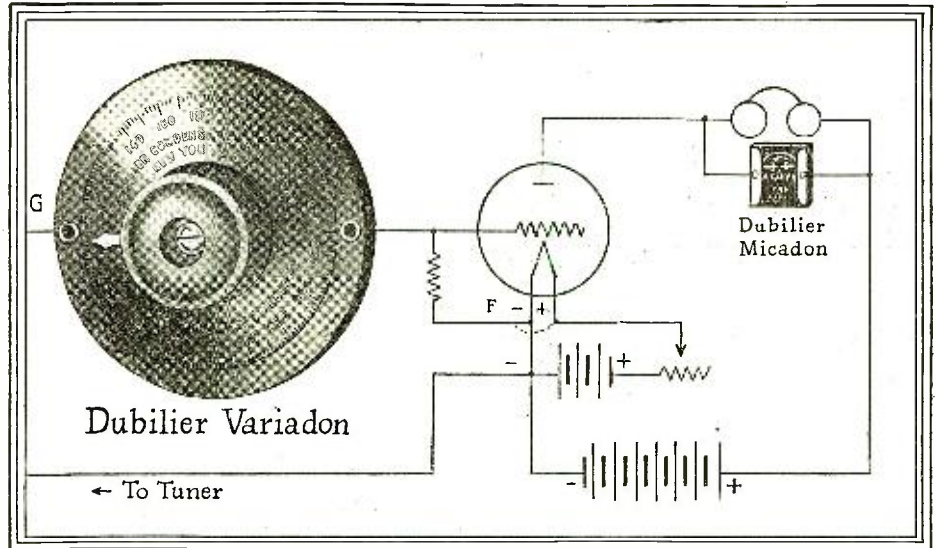
Phones—4FB, 5AMF, 5HL, 5ALW, 8BIL, 8HG, 9ASV, 9AHJ, 9PV.

5KC, PLAQUEMINE, LA.

Can.—(3CO), 3JL, (3JT), 3QT, 3SS, 3SX, 3TB—daylite, (3UJ), 3WS, 3XN, 3ZN, 3ZT.
Mexican—(BX).
U. S.—1FB, 2FP, 2PF, (2WA), 2BOD, (2BUE), 2CCX, 2JS, 3BBD, (3BDO), 3BRM, 3CBM, 4HJ, (4ME), 4QF, 5 too numerous, 6CF, 6KA, 6PL, 6VD, 6VF, 6ALV, 6AVV, 6AWT, 6BBC, 6BIC, 6BIH, 6BKX, 6BPE, 6BPZ, 6BQC, 6BRF, 6BUT, 6BVE, 6BWP, 6CAH, 6CAJ, 6CBI, 6CDC, 6CDG, 6GGW, 7AGV, 7BCF, 7YL, 7ZU, 8, 9 too numerous.

9ARB, KEWANEE, ILL.

C.W.—1FD, 1BWJ, 2BG, 3BI, 3EV, 3HK,



At F, the filament terminal of the grid leak is shown connected to the negative side of the tube. Occasionally better results are obtained by connecting grid leak terminal to positive side of the tube.

Better than a Variable Grid Leak



Dubilier Ducon The Standard Socket Plug



Dubilier Micadon The Standard Fixed Condenser



Dubilier Duratran Radio-Frequency Transformer

Better than the average variable grid leak and a fixed condenser in a grid circuit are the Variadon, the Dubilier variable mica condenser, and a fixed grid-leak.

Better because it is difficult to control the resistance with the average variable grid-leak but certain and easy to control the capacity of the grid-circuit with the Dubilier Variadon and in this way make the grid more sensitive.

Thus used with a fixed grid-leak the Dubilier Variadon greatly increases both the selectivity of the set and the volume of the signals. All the difficulties experienced when poor variable grid-leaks are used disappear.

Because of its compactness the Dubilier Variadon readily finds a place in the average cabinet. It is no larger than an ordinary dial.

Price \$2.50. At all good dealers.

Write to Department 12 for a bulletin on the use of the Variadon in secondary circuits.

Dubilier Condenser & Radio Corporation

48-50 West Fourth Street

New York

DUBILIER DEVICES



RADIO "B" BATTERY

DIRECT FROM FACTORY TO YOU SHIPPED PREPAID
Greatest radio B battery on market. Absolutely fresh, full voltage, seamless cells, noiseless—will bring in Concerts **LOUDER** and **STRONGER!** Built correctly—full number of voltage taps—will work any tube or loud speaker. Real service **GUARANTEED.** Sold direct from our factories to you at lowest prices. Shipped prepaid to your door. **ORDER TODAY.** Send money order, check or pay C. O. D. Order By Number

No. 422B—22½ volt variable—regularly \$2.25—our price **\$1.98**
No. 422A—22½ volt variable—regularly \$3.00—our price **\$2.65**
No. 445A—45 volt—8 taps—regularly \$6.00—our price **\$3.98**

AYRES BATTERY CORPORATION, Cincinnati, Ohio

Vacuum Tubes Repaired

WD-11, WD-12, UV-201A, UV-199 and others for

\$3.00

Quick service. All tubes repaired by us guaranteed to work as good as new. Send your dead tubes. We prepay parcel post to you. All you pay is \$3.00 to postman. We give 48 hour service.

THOMAS BROWN CO.

511-517 Orange Street Newark, N. J. Radio Dealers—Write For Our Proposition

WANTED—Back numbers of Radio News, Dec., 1921, Jan. and Feb., 1922. Experimenter Publishing Co., 53 Park Place, New York City.


\$200 Miniature Electric Prize Contest

THIS prize contest conducted by PRACTICAL ELECTRICS magazine, promises to be one of the most interesting that has been staged in recent years.

Here at last is something worth while. Not only can you win an attractive prize, but you will derive a tremendous amount of personal satisfaction from this contest. The illustration on this page shows the smallest electrical motor that has been built. Its dimensions are as follows: 11/64" high; 19/64" long. It weighs 5.5 grains.

This little motor is along the lines of our new contest except that we will not be quite so hard on the participants. *We require miniature electric models, the largest dimensions of which must not be more than 3/4".* Any electrical appliance, any electrical apparatus, any radio instrument that will be reproduced *in a working condition* in miniature, is eligible for entry in this contest.

World's Smallest Electric Motor



Total weight slightly above 5 grains. The tiny armature, .09" in diameter, has 4 pole pieces and is wound with No. 40 silk copper wire. Silver brushes are used. The over-all dimensions of the motor measure 19-64" long and 11-64" high. When connected to a small flash light battery, the motor runs at a very high speed.

The judges will welcome miniature models of the following: Electric bells, switches, all kinds of electric heating appliances, electric generators, telephones, microphones, telephone desk stands, telegraph instruments, any and all radio apparatus, static machines, electric lamps, batteries, rheostats, measuring instruments, fans, transformers, in fact any electrical apparatus or electrical appliance. *One of the rules of the contest is that the miniature models must work.* Dummies cannot be entered in this contest. The builders of these miniature models will come in for a goodly share of publicity as many newspapers and periodicals will feature these models.

\$200 IN GOLD	
First Prize	\$75
Second Prize	50
Third Prize	20
Fourth Prize	20
Fifth Prize	10
Sixth Prize	10
Seventh Prize	5
Eighth Prize	5
Ninth Prize	5

Full particulars, for entering the miniature models in this contest, closing date, rules and restrictions, etc., will be found in full in the January issue of PRACTICAL ELECTRICS.

The Electrical Magazine
for Everybody
Now Greatly Enlarged



One-third More Text and
Reading Matter than
Heretofore

This Magazine is Edited by
H. GERNSBACK
Also Editor of
Radio News
and
Science & Invention

100 Articles
Over 100 Illustrations
For Sale At All News Stands
25c. the Copy
\$2.50 a Year
Canada and Foreign
\$3.00 a Year

SEND FOR
FREE
SAMPLE COPY TODAY

See Coupon Below for
SPECIAL OFFER

PRACTICAL ELECTRICS is probably the most novel magazine of its kind ever conceived. It is personally edited by H. Gernsback, editor of SCIENCE & INVENTION and RADIO NEWS. Mr. Gernsback, who founded the old "Modern Electric" as well as the "Electrical Experimenter," knows thoroughly what his readers want and have wanted for many years. PRACTICAL ELECTRICS, the 100% electrical magazine eclipses the best that was in "Modern Electric" and "Electrical Experimenter."

Electricity covers such a tremendous field that the man who does not keep abreast with it does himself a great injustice. PRACTICAL ELECTRICS covers that field from every angle. It is written in plain every-day language that all can understand. It portrays the entire electrical development of the month faithfully in non-technical language. It caters to everyone interested in electricity, be he a layman, an experimenter, an electrician or an engineer—each will find in this magazine a department for himself and plenty more.

The January issue now on the news-stands contains 64 pages, over 100 different articles and over 150 illustrations, with an artistic cover in three colors. Professor T. O'Connor Sloane, Ph.D., is associate editor of the magazine.

INTERESTING ARTICLES IN JANUARY "PRACTICAL ELECTRICS"

- The Wonders of Radium
- Measuring Celestial Temperatures
- Aerial Railroad, by Raymond F. Yates
- Analogies and Others, by T. O'Connor Sloane, Ph.D.
- Electric Timing of Horse Races, by Jacques Boyer, Paris Correspondent
- Commercial Applications of Photoelectric Cells, by Raymond B. Wajles
- German Electric Forges, by Dr. Albert Neuburger
- Book Condenser, by Sherman Haxley
- Mount for Transmitter Button, by Robert Rollins
- Simple Galvanometer, by Arnold Davidson
- Watch Hair Spring Relay, by H. P. Clay

PRIZES

This magazine offers a number of prizes, as follows: Our \$50.00 Prize Contest for Junior Electricians and Electrical Experimenters includes as its elements simplicity, as great a degree of novelty as possible, and practicability.

A new contest offering \$200 in prizes for best miniature working models of electrical apparatus.

Also a new prize contest giving four prizes amounting to \$37.50 for the best account of an odd electrical experience.

\$3.00 for the best article on Elec-Tricks, the new department.

\$3.00 for the best "short-circuit," the semi-humorous department.

In addition to this, the magazine pays high prices for all electrical experiments, electrical articles, etc. See current issue for full details.

This issue also contains articles by some of the greatest electrical writers, workers and students. The magazine will prove a revelation to any one interested in electricity.

Every issue besides its many other features contains the following departments:

- "New Things Electric"
- "Experimental Electric"
- "Electrical Digest"
- "Junior Electrician"
- "Elec-Tricks"
- "Motor Electric"
- "Short Circuits"
- "How and Why" (Questions and Answers.)

Make all checks payable to: "Practical Electric Co."

SPECIAL OFFER

Gentlemen:
Although your regular price is \$2.50 per year, you will accept my subscription at \$2.00 per year (Canada and foreign \$2.50). I enclose the money herewith and I have written my name and address in margin below.

R.N. 1-24

3TA, 3TR, 3UU, 3AFS, 3BDO, 3CBM, 4AS, 4BX, 4JK, 4QF, 4SU, 5BI, 5BM, 5DW, 5EK, 5ER, 5FC, 5GA, 5GM, 5HT, 5HP, 5KG, 5LR, 5LJ, 5NJ, 5QL, 5QW, 5WO, 5WX, 5XB, 5ZA, 5ZB, 5ZK, 5ABY, 5ACO, 5AFO, 5AHI, 5AIU, 6KM, 6MH, 6PL, 6AWB, 6BAA, 6BBD, 6BIC, 6BOE, 6CBU, 6ZAH, 7BO, 8AB, 8BU, 8GG, 8JJ, 8KJ, 8PL, 8UF, 8YN, 8ZZ, 8AAF, 8ADA, 8AMR, 8ARN, 8BDA, 8BDH, 9BNH, 9BOM, 9BZC, 9CES, 9CJD, 9CNW, 9CRA, 9CVA, 9DDC, 9DHO, 9DIG, 9DKI.

Printed card to all who QSL for same. QRK my 10 watt D.C.C.W.?

KENNETH ROWE, MINNEAPOLIS, MINN.

1AJN, 1AJT, 1AQI, 1AR, 1ARY, 1AWL, 1BOQ, 1BQR, 1BWJ, 1BYD, 1ER, 1FB, 1FD, 1LF, 1MY, 1OW, 1PA, 1RR, 2AA, 2AFP, 2BOB, 2BOH, 2BOU, 2BSC, 2CBL, 2CEL, 2CJR, 2CJU, 2CKN, 2COA, 2CUA, 2CZR, 2WR, 3AAO, 3ACY, 3AHP, 3AIB, 3AUO, 3BG, 3BML, 3BMN, 3BOF, 3BUC, 3BUV, 3BUY, 3BVL, 3CBZ, 3CCU, 3CDV, 3HK, 3IW, 3JJ, 3JY, 3LK, 3MB, 3NO, 3OH, 3OY, 3PZ, 3TR, 3UO, 3UU, 3WS, 4AI, 4AY, 4BX, 4OB, 4EL, 4EQ, 4FT, 4GW, 4GX, 4JK, 4JL, 4KC, 4MB, 4ME, 4MY, 4OA, 4QF, 4ZA, 5AAU, 5ABY, 5ACM, 5ADO, 5AFH, 5AFO, 5AGO, 5AHD, 5AIU, 5AIB, 5AKN, 5ALL, 5AMH, 5ANC, 5BE, 5BM, 5DR, 5DW, 5EK, 5FC, 5GA, 5GI, 5GJ, 5GM, 5HL, 5HT, 5IF, 5JE, 5LG, 5LR, 5MO, 5NI, 5NT, 5NW, 5NY, 5OV, 5PH, 5PV, 5QO, 5QW, 5SK, 5SR, 5SY, 5UK, 5UR, 5VF, 5XV, 5ZA, 5ZAS, 6ALV, 6ANB, 6OAC, 6ASX, 6AUY, 6AWT, 6BKX, 6BRF, 6BTT, 6CBD, 6CFZ, 6KM, 6NX, 6YF, 6ZAR, 6ZZ, 7AFE, 7BB, 7DU, 7IT, 7LN, 7LU, 7LY, 7YA, 7ZO.

Can.—2BE, 2CG, 2BN, 3AA, 3AD, 3ADK, 3ADN, 3BA, 3DH, 3GK, 3HE, 3HT, 3JJ, 3MO, 3TB, 3XI, 3ZS, 4DY, 9 BW.

2CQI, BAYONNE, N. J.

1BIY, 1XP, 1AJP, 1BCU, 1BIN, 1BCK, 1MO, 1II, 1CRE, 1YB, 1EA, 1CMP, 1FD, 1ARY, 1PA, (1AJA), 1ER, 1AQ, 1AUR, 1AQI, 1CPN, 1UJ, 3HH, 3GC, 3ZS, 3KQ, 3WF, 3AUV, 3BDO, 3OH, 3CDV, 3JY, 3BEZ, 3FS, 3SH, 3AKL, 3VO, 3WG, 3TR, 3HK, (3BCJ), 3BRF, 3CEL, 3CEJ, 3HD, 3CGM, 3CBZ, 3ACY, 3ME.

Spark—3BTL, 4EQ, 4OA, 4SU, 4QF, 4GW, 4KC, 4DB, 4GX, 4CS, 4AS, 4FT, 5EK, 5UP, 5GA, 5AGI, 5AFS, 5ZAS, 5ZAV, 5HT, 5UK, 5FC, 5AMH, 5HL, 5QL, 5NN, 5ABY, 5KG, 6HU, 6ZZ, 7HR, 8BSI, 8CJD, 8DGI, 8ABS, 8BRL, 8YN, 8BOB, 8AIF, 8PL, 8AGP, 8KR, 8TH, 8COH, 8RJ, 8AVL, 8BRM, 8BXH, 8GZ, 8ARD, 8BQI, 8DBL, 8CVE, 8JJ, 8FU, 8CUB, 8CBP, 8AVB, 8AWL, 8BAU, 8CTN, 8DAD, 8CSE, 8ACH, 8IB, 8CCR, 8BOA, (8CUV), 8DBR, 8DIJ, 8CYX, 8BNH, 8DJ, 8CJP, 8ZZ, 8ADG, 8AVU, (8AJE), 8CWU, 8DAT, 8COB, 9VZ, 9ASV, 9AEN, 9BCH, 9CTE, 9BBG, 9ZT, 9BRK, 9MC, 9CCS, 9US, 9BSH, 9AAU, 9AZX, 9OR, 9CVV, 9BZI, 9CTB, 9EOY, 9UZ, 9OX, 9VM, 9NU, 9CVS, 9DGI, 9CHK, 9DDK, 9DKY, 9CNO, 9BRS, 9DNN, 9EFO, 9ZY, 9DGW, 9AOU, 9CTT, 9AIM, 9DLG, 9AHY, 9BML, 9CWC, 9EG, 9DMJ, 9DTT, 9EKF, 9EQD, 9BAK, 9EKY, 9DDY.

Canadian—1AR, 1DD, 2BE, 2BN, 2BG, 2CG, 2HV, 2BY, 2AU, 2PG, 3OH, 3BA, 3AA, 3KO, 3NI, 3XI.

Mexican—FK, HB.

6CBA—NAVAL RADIO, FARALLONS, CALIFORNIA (One Tube Home Brew Receiver)
2TS, 5ZAV, 9EKY, 5ADD, 9AUW, 9CTR, 9BDS, 8TJ, 9AON, 9BED, 9CO, 8BCU, 8GT, 8APT, 9AEM, 9RC, 9CAJ, 9COI, 9CH, 9DMJ.

WOW!

The following is an abstract from a daily paper.

Looking for the Disturber

Radio fans in the city and suburban districts have been subjected to considerable annoyance during the last few weeks due to the persistency of some amateur to transmit wave lengths. There is a severe penalty for doing this and local authorities are at work endeavoring to locate the source of trouble. A. L. Atkinson, local inspector of radio, said that the noises heard locally indicated that someone was trying to learn the transmitting code. There are 125 licensed sets in St. John, N. B.

(You fellas will just have to quit transmitting wave-lengths. Under the new ruling you are allowed to transmit kilocycles only. Another thing, this business of learning the transmitting code is not so hard, but to learn the receiving code! Ah, that's the job.—EDITOR.)



Modern Replacement for Fixed and Variable Condensers

The GREWOL Vari-Grid

Used as a 11 or 23 Plate Vernier Condenser as well as a variable grid control. The capacity of the grid of your tube must be varied to secure maximum efficiency, distance, clearness and sharp tuning. This is the purpose of the *Grewol Vari-Grid*.

Equipped with grid leak, removable when *Vari-Grid* is used as vernier condenser in other circuits than the grid. Costs less! One hole to drill 1 3/4" in diameter, an efficient quality instrument. Write for descriptive booklet.

Price **\$2.25**

GREWOL Fixed Detector

Positive, sensitive adjustment *ALWAYS*, instead of continual guessing and adjusting. Therefore, preferred for all reflex and other super-sensitive circuits. Glass enclosed, solid mounting (vibration-proof.) Adds to the appearance of your set. Imitated but never equalled. Others cost more but none give better satisfaction.

Write for New Reflex Hookup Free.

Both of these GREWOL Products At Your Dealers or Direct Upon Receipt of Price. Price **\$2.00** (Actual Size)

RANDEL WIRELESS CO.

11 Central Ave. Newark, N. J.

Jobbers! Dealers! Write for Details.

SEND TODAY



Latest, Most Effective Radio "A" Battery

SAHARA STORAGE BATTERY—IT'S DRY

Think of its advantages. There is no liquid acid to spill and ruin floors, rugs or creep up posts and ruin clothes—ideal for portable sets. Recharges quickly—easily—and cannot be harmed either by overcharging or drawing down too far. These exclusive features are what you want. We guarantee them. It is not a gelatin battery. It's dry and "chock full" of pep and life. Be the first in your town to have one of these remarkable batteries.

Order Today—Send No Money

We ship C.O.D. subject to your inspection, carrying charges to be paid by you. The price is \$25 if you order at once. Shipments made same day order is received. Remember there is no liquid—It's Dry. Orders are coming in fast. Get yours in today.

SAHARA DRY BATTERY CO.

PAWTUCKET, R. I.

Dealers: There is a big business for you if you show this battery now. Send for discounts and get exclusive right in your territory.

6 Volts
80 Amperes

Solid Rubber Box furnished either with strap or side handles.

BUY DIRECT

SAVE DEALERS AND JOBBERS LARGE PROFITS

VACUUM TUBES	
UV200 Radiotron... \$4.24	WD11 Radiotron... \$5.49
UV199 Radiotron... 5.49	WD12 Radiotron... 5.49
UV202 Radiotron... 7.14	UV201A Radiotron... 5.49
HEADPHONES	
"Trista" 3000 Ohm \$3.44	Brandes Superior... \$4.89
True-Tone 3000 Ohm 4.19	Baldwin Type "C" 9.56
"B" BATTERIES	
22 1/2 V Large variable \$1.76	45V Large variable \$3.49
22 1/2 V Med. variable 1.24	45V Med. variable 2.97
"A" BATTERIES	
6-40 Storage... \$10.19	6-100 Storage... \$15.35
6-80 Storage... 12.95	6-125 Storage... 19.24
VARIABLE CONDENSERS	
11 Plate standard... \$1.28	11 Plate vernier... \$1.89
23 Plate standard... 1.44	23 Plate vernier... 2.19
43 Plate standard... 1.59	43 Plate vernier... 2.58
RHEOSTATS	
6 Ohm Fada type... \$3.39	6 Ohm vernier... \$7.78
30 Ohm Fada type... 4.48	30 Ohm vernier... 8.89
POTENTIOMETERS	
200 Ohm Fada type... \$5.65	400 Ohm Fada type \$7.75
AUDIO FREQUENCY TRANSFORMERS	
All American 3-1... \$3.64	Erla 3-1... \$3.96
All American 5-1... 3.84	Erla 5-1... 3.96
All American 10-1... 3.82	Jefferson "Star"... 2.59
Duplex push pull pr. 9.96	A-2 Acme... 3.97
RADIO FREQUENCY TRANSFORMERS	
Acme (all types)... \$3.97	Erla 1-2-3... \$3.64
All American 1-2-3... 3.64	Erla Reflex 1 & 2... 3.96
NEUTRODYNE TRANSFORMERS	
WorkRite... \$4.79	Victory... \$4.89
Bremer-Tully... 4.76	Lattice Wound... 4.89
LOUD SPEAKERS	
Rico (tuned)... \$8.36	Atlas Amplitone... \$18.95
R-3 Magnavox... 27.75	New Baldwin... 19.65
VARIOCOUPLERS	
"Trista" 180°... \$1.19	All Wave... \$5.49
Moulded Bakelite... 4.96	Day-Fan... 6.39
VARIOMETERS	
"Trista" 180°... \$1.19	Shamrock... \$2.79
Moulded Bakelite... 4.79	Day-Fan... 5.96
V-T SOCKETS	
Stand. Bakelite... \$4.46	Stand. N.P. shell... \$7.76
WD199 Bakelite... 4.48	WD11-199 N.P. shell... 7.9
FIXED CRYSTAL DETECTORS	
Erla... \$1.86	Gold Grain... \$7.79
Grewol... 1.59	"B" Metal... 1.19
PHONE JACKS	
Single circuit... \$3.35	Single Fil. control... \$5.50
Double circuit... 4.3	Double Fil. control... 5.5
BATTERY CHARGERS	
2 amp. Tungar style \$9.38	Homecharger... \$14.79
5 amp. Tungar style 18.45	New style Valley... 14.35

ALL GOODS GUARANTEED AS ADVERTISED
Include Postage. No C. O. D. Without Deposit.

Tri-State Radio Sales Co.
1806 Lafayette Ave., St. Louis, Mo.

Helpful Hints for Radio Listeners

(Continued from page 903)

Information of this sort is an aid in getting the concerts loud and clear.


9. Ask your radio dealer for advice; he can probably tell you what you want to know and will be glad to do so. The manufacturer of your set is also willing to help you get the desired results from its use.

10. Do not throw away the direction sheets or booklet that came with your set and with the tubes. Read all such material carefully now and then. If you have lost the direction sheets, write to the dealer or manufacturer for others. The direction sheets must answer most of the questions which have been puzzling you and preventing you from getting the best out of your set.

A HANDY CLEANER FOR VARIABLE CONDENSERS.

It appears that dust and oil often accumulate on the plates of variable condensers. Any foreign material that may stick to their surface is apt to short circuit the entire condenser, thereby making it inoperative. Since the space between the plates is so small it is a difficult matter to clean the surfaces. However with the cleaner to be described, it becomes an easy matter. All are acquainted with the type of pipe cleaner that is composed of two wires twisted together with a quantity of fibrous material. By bending one of these so as to form a loop, and twisting the two ends that are so brought parallel to each other, both a handle and a cleaning surface are afforded. This can be better understood from the accompanying illustration. These cleaners are also handy for wiping away accumulated dust and grit in corners of the receiving set.

—Contributed by Joseph Burroughs.



KLAUS

RADIO SERVICE

Makes Money for Dealers




Get Free Bulletin

Klaus Radio Dealers receive expert service in radio problems and in radio merchandising. Our dealers *make more money*. We want a dealer in every city and town. Some territory is still open. Write for our trade discount lists and the "Klaus Radio Bulletin."

KLAUS RADIO & ELECTRIC CO.
Authorized Distributors
Dept. 200 EUREKA, ILL.

KEYSTONE

RADIO LIGHTNING ARRESTERS



Should be on every aerial the year 'round. Provides highly efficient lightning and static protection for the home. Fully approved by Fire Underwriters. Can be installed outdoors. Has no vacuum to lose. Install one in your aerial lead now—be safe. This pioneer radio arrester is backed by 31 years' experience in lightning arrester design. For sale by Dealers everywhere, or sent Post paid for \$2.00. Write for circular.

Electric Service Supplies Co.
17 & Cambria Sts. Philadelphia
Monadnock Bldg. Chicago
50 Church St. New York

The choice of foremost Engineers for over 17 years.

Sold by all dealers



BRACH

VACUUM RADIO PROTECTOR

Approved by the National Board of Fire Underwriters
Ask YOUR Insurance Agent

L.S. BRACH MFG. CO.,
Newark, New Jersey

SOLDERALL

Metal in Paste Form



Handy Tubes
Every Electrical Connection Needs Solderall for Perfect Reception
The Only Convenient Metal Solder

Ask Your Dealer For a

MONTROSE VERNIER CONDENSER

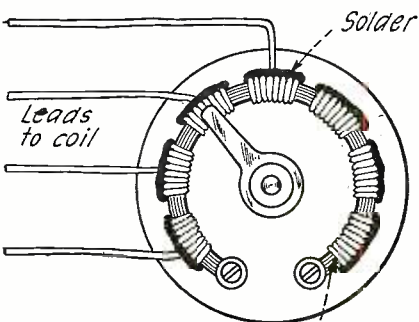
The condenser with genuine bakelite end pieces. Has positive contact between the vernier plate and main shaft. Will get the results where others fail. guaranteed to give entire satisfaction.

MONTROSE MANUFACTURING CO.
1200 Bedford Ave., Brooklyn, N. Y.

It is Easy to Clean The Surfaces of Variable Condenser Plates With This Arrangement.

AN EASILY CONSTRUCTED BACK PANEL SWITCH

The usual back panel switch on the market is quite expensive and beyond the pocket-book of the average radio fan. It is quite



A Switch for a Vario-Coupler May Be Made from an Old Rheostat.



Type M-6
Aluminum
Shielded

Yours for \$3.50

AN ADDITION TO DONGAN

Audio and Radio Frequency Transformers
8 Types to Choose From
Satisfaction Guaranteed.

Radio Toy and Bell Ringing Transformer Catalogues sent upon Request.

DONGAN ELECTRIC MFG. COMPANY
Transformers of merit for 14 years
DETROIT MICHIGAN


a simple matter to construct one of these, if the directions given below are followed.

From an old rheostat remove the insulating section upon which the rheostat wire is wound. Mark off on this as many sections as you require taps, making each section of an equal width. Wind each of these sections with bare copper wire, then after replacing the element, with a hot iron quickly run solder over the turns to bond them. The rheostat is then mounted on the back of the panel, the leads from the tuner or variocoupler are soldered to the sections of the wire and the switch is complete. This makes a very smooth running switch and is excellent for the purpose intended.

Contributed by M. R. McCabe.

A CHANGE-OVER SWITCH OF NOVEL DESIGN

It is desirable, particularly in C. W. and phone work, to have some system whereby



The Compact Switch Designed by the Author.

switching from the sending to the receiving position can be accomplished in quick order. Recently I found a necessity for such an instrument and feel that the one constructed will be of interest to other amateurs. This was made from a Federal anti-capacity four-pole, double-throw switch. To this switch was made an attachment which is clearly shown in the photograph and illustration. This accomplishes a number of things at one time. In the receiving position, the phones and "B" batteries are connected. When thrown to the transmitting side, the phones and the negative lead of the "B" battery are disconnected, and the microphone and the plate circuit of the transmitter tube are closed. I have the switch in use with my 10-watt phone set and 2-watt C. W. set and it is holding out with absolutely no trouble whatever. The filaments of both sets are always left burning while I am operating, hence there is no necessity of finding the critical rheostat adjustment whenever changing from one to the other.

Contributed by Louis J. Gallo.

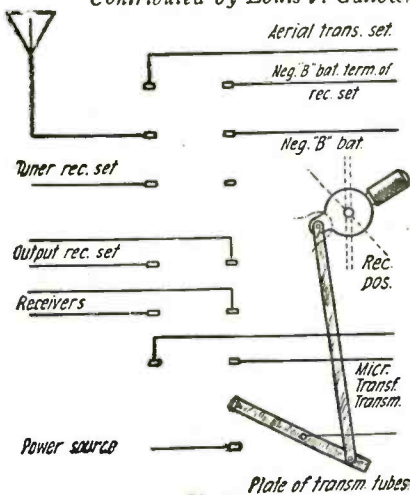




Fig. 2

Diagram of Connections to the Switch Blades.




Make Your Radio Tubes Give You Full Service!



Condensers Vernier & Plain, \$2.25 to \$6.50



Audio Frequency Amplifying Transformers, \$4.50



Radio-Frequency Transformer, \$2.50

Just as several messages pass over the line at the same time in modern telegraphy, so in the modern Radio circuits two frequencies can be amplified by the same tube.

Our Engineers have perfected the United Radio Frequency Transformer. Its success in reflex circuits, when used with United Audio Frequency Transformer has been so pronounced as to be the outstanding advance in Radio this season.

To get the best results from the circuit you use to build your set, you must use the parts stipulated in the circuit diagram.

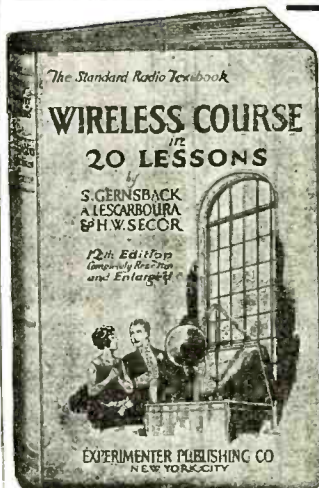
Our reflex circuit is yours for the asking. Its long distance reception and strength of signals will both please and surprise you, but it must be built with United parts, we cannot recommend it otherwise.

Special Transformers We are in a position to supply special Transformers, having split Primary and secondary, adaptable for Push-Pull circuits.
Price \$11.00 per pair

UNITED MFG. & DISTRIBUTING CO.

9701 Cottage Grove Ave., Chicago, Ill.
N. Y. Office: 50 Church St., New York, N. Y.
San Francisco Office: 709 Mission St., San Francisco, Cal.

UNITED RADIO PARTS



\$2.00 12th Edition \$2.00

WIRELESS COURSE IN 20 LESSONS

By S. GEERNSBACK, A. LESCARBOURA and H. W. SECOR

The Standard Radio Text Book

Size 6 x 9 inches. 264 pages. 500 Illustrations. Binding de Luxe. Semi-flexible Leatherette Cover. Genuine Gold Stamped, Round Corners, Red Edges.

Experimenter Publishing Co.

53 Park Place

New York, N. Y.

**IF YOU CAN'T BUY THEM
AT YOUR DEALER'S
SEND DIRECT TO US**

"Red-Heads" are guaranteed radio phones. You run no risk when you buy them. Money back if, after 7 days' trial, you're not satisfied that they're the best receivers on the market at the price. Why not act right now and get a pair? It'll mean getting the maximum from broadcasting from the day you put them into use.

**RED-HEAD
RADIO
RECEIVERS**



These remarkable head-sets are made by The Newman-Stern Co., one of the pioneer radio manufacturing houses in America.

JUST OUT

The new 1924 Model F

\$6.50
PER PAIR
Complete

This is the standard 3,000 ohm "Red-Head." The 1924 Model F has eleven improved features. Sensitive and fine-toned; aluminum case; famous brown-red ear caps; military headband; high-grade cord.

"Red-Heads" sent prepaid on receipt of price if you are unable to get them at your dealer's.

THE NEWMAN-STERN COMPANY
Dept. RN Newman-Stern Bldg. Cleveland

The new 1924 "Red-Head" Jr.

\$5.00
PER PAIR
Complete

The Junior Model has most of the quality features of the standard Model F here described. The resistance is 2,000 ohms per set instead of 3,000 ohms. A remarkable value.

DID IT EVER OCCUR TO YOU?

By EDWARD T. JONES, A.M.I.R.E.

Did it ever occur to you that when you turn on your receiver with all the filaments "set on edge for best effort," and you hear a perfect conglomeration of noises which sound like a bunch of clog dancers on a tin roof—that you have overstepped the "gas" a little and have throttled over the rheostats about a quarter of an inch further than they should go;

That when you begin cussin' out the broadcasting studio for "scraping a violin with rosin" and repeating the fact that Mr. Bloudinski just played "Souvenir" with his best effort—that you were guilty of trying to "get the last farthing" out of your detector tube and thereby produced all the distortion "with the set that Jack built";

That there is more good static generated by loose connections—in the receiver lead wires and mainly in the contact arm of the detector rheostat than is produced by accumulation of clouds;

That—even though a home-made low-powered broadcast station is not capable of turning out the best that is to be listened to—you can, by properly tuning the receiving set, eliminate much of the disagreeable accompaniments which are common with such types of broadcasters;

That you can get more enjoyment from a near-by CLASS B Station than from 40 stations located thousands of miles away;

That—once working well—if you will leave it alone—a radio receiver will continue to give excellent results;

That there is nothing to be gained in shifting from one station to another—and thereby annoying those listening with you; That they will be more pleased with a real program from one station of the Class B type;

That a home-made receiving set, if not constructed by someone who knows enough about radio to insure perfect contact and proper arrangement of the parts, will not give service, and that it will prove to be more bothersome than beneficial;

That "A" and "B" batteries require renewal once in a while—and that perfect performance depends mainly on the "A" and "B" battery supply.

That when a station "fades out" after it has been tuned in there is no use trying to find it by shifting the tuning dials; by waiting a few seconds, that the station will again come in with maximum intensity.

That you, not knowing anything about radio, should have purchased a complete receiving set in the first place instead of spending just as much for a lot of junk and worry;

That telephone receivers are not intended for loud speakers and when forced to work as such distort badly;

That you can get more out of radio by being satisfied with just a little less than the outfit will give?

THE RADIO SENTINELS OF THE CAPITAL

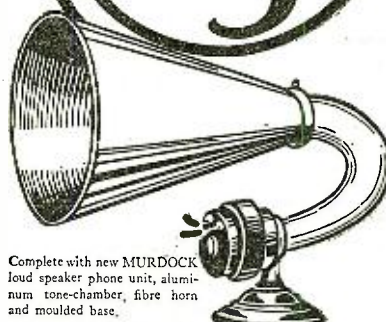
By CARL H. BUTMAN

Broadcast fans within "hearing" of the two aerial spokesmen at the Capital City,—this certainly includes those living within 1,500 miles of Washington—will be informed immediately of any important events affecting the country.

Two Class B transmitting stations are on guard here constantly. Like sentinels, they are watching that all is well, ready to call out the guard, so to speak, in any emergency. Throughout the twenty-four hour watch, one or the other sends out items of national interest, news, music, entertainment and many unique features.

Popular NOF, the old Naval station at Anacostia, later succeeded by NAA at Arlington, has been relieved of most of its

Ask for a
**MURDOCK
LOUDSPEAKER**
"Clear as a bell!"
only \$5



Complete with new MURDOCK loud speaker phone unit, aluminum tone-chamber, fibre horn and moulded base.

NOT FOR CRYSTAL SETS

AT ALL RADIO DEALERS

Or Sent Direct if Your Dealer Cannot Supply You

WM. J. MURDOCK COMPANY
344 Washington Ave., Chelsea, Mass.



New!

GREAT NEWS!
Announcing
The New Pudlin
Fixed Grid Leak



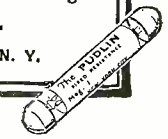
The PUDLIN
FIXED RESISTANCE
Meg. 1
NEW YORK CITY

PRICE **25c**

An entirely new process of manufacture enables us to offer this new low price—Guaranteed.

The Pudlin Engineering
Co., Inc.

110 WEST 40th ST., N. Y.



LIGHTNING!
Will It Hit Your Aerial Next?
**Protect Your Radio,
Your Home, Your Life.**



Radio Protectors

What if lightning hits your aerial, or a wind or sleet storm brings your aerial into contact with a power-light circuit? FIRE! Not only destruction of your radio, but FIRE!




Model R-72
Lightning Arrestor
\$1.25

**Approved by
Fire Underwriters**

Only COOK PROTECTORS give absolute protection. Approved by National Board of Underwriters. Both types made in dark brown porcelain with accurate air gap dischargers. The R-73 has, in addition, a fuse to protect receiving set from low potential currents and knife cut-out switch—being the acme of protection.

Ask your Dealer first or send money to

Cook Electric Company
2700 Southport Ave., Chicago, Ill.
Sent postpaid in U. S. A.



Model R-73 Light
ning Protector Fuse
and Knife Switch
\$2.50

**FOR EASY MOUNTING
FRAMINGHAM
DE LUXE PARTS**
Ask Your Dealer

**LATTICE
COIL
Specialties**

Exceptionally Fine Quality Parts
Made up in Small Compact Form gives
Astonishing Results in any Radio Set when
Specialties made by ESTRU are used.
1 Quality—the Best we can make.
9 Hundred or more different uses.
2 kinds of Lattice Coils—Plain or Tapped
3 Forms of Winding—Inductance—Couplings—Transformers.

Write For Literature



Dept. R-11 2905 W. MADISON ST.

unofficial broadcasting, including the transmission of the Army, Naval and Marine Band Concerts, by two limited commercial stations, WCAP of the Chesapeake & Potomac Telephone Co., and WRC of the Radio Corporation. Working alternately, these stations will keep the country in close touch with all phases of the Government's activities, bringing from time to time the voices of the White House and Capitol to the listeners' ears.

By way of current examples of what is going on: WCAP broadcast Lloyd George's address recently, and transmitted ex-President Wilson's speech, given November 10 last. WRC is transmitting music from military and naval orchestras and bands and has just inaugurated a series of talks by Government officials and heads of national organizations. These stations are handling matter never before available to those living outside of Washington.

The Washington station of the Radio Corporation, initialed in monogram-style WCR, went on the air last August. Reports from listeners-in have come from as far north as Maine and Canada; Miami, Florida, in the south; San Antonio, Texas, in the south-west; Lexington, Nebraska, in the west, and Lake City, Minnesota in the north. The whole plant was overhauled recently by engineers from the New York office of the corporation and transmission now ranks "A-1."

Among the new features introduced by WRC are: Instruction in radio, including code practice three times a week and a weekly mid-night show carrying the entertaining features. The mid-night entertainment will be new in the East, since all Eastern stations, most Central and some of the Mid-Western stations are closed by 12 P. M., Eastern Standard time. One of the most popular forms of entertainment by WRC is the daily children's hour. Other items include lectures from representatives of the National Geographic Association and the Smithsonian Institution on travel, exploration and scientific events, talks on auto-mobiling by experts from the A. A. A., and Navy nights, when officers hold forth with tales of the sea and air. Fashion, fact, finance and fiction are all included in the daily schedules, besides the regular instrumental and vocal musical numbers.

UNIQUE METHODS

WCAP, of the Chesapeake & Potomac Telephone Co., while without a studio for transmitting, is unique since by means of its land lines and a field radio truck, it can broadcast practically anything which happens in the Capital. Already the open air concerts of the Marine Band have been made available to the country. So with other meetings and functions, if there is anything to hear, WCAP plans to send it, whether it is in the White House, State Department or Capitol building.

The President could, on a moment's notice and within a very few minutes, talk to the whole country with the aid of the Telephone Company's engineers and WCAP.

In fact, an ex-President's voice is soon to be broadcast by both WCAP and WEAF, from his own house telephone. Other events scheduled include the broadcasting of speeches by important national guests visiting the Capital.

WCAP has been heard in Lancaster, England, on the Pacific Coast, in San Salvador, Central America, and in every state, according to messages received.

A more extensive program is planned with local talent when the studio now being built is finished. This station is materially increasing the fame of the American Telephone and Telegraph Company's station WEAF, through the simultaneous broadcasting of the New York program carried to Washington on a land line. Talent not available in the Capital is thus

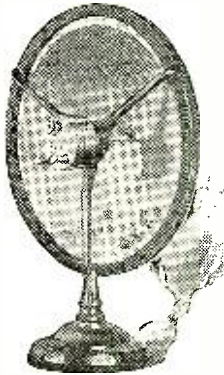
Havana to Truro, Iowa

VIA THE NEW



LONG DISTANCE

LOUD SPEAKER



PRICE

\$22⁰⁰

Mr. W. D. Kale of Truro, Iowa, writes us (unsolicited) as follows:

"We tried the Pathé Loud Speaker out under all conditions and like it exceptionally well. We had Havana, Cuba, on it and could get anywhere in the United States with it."

Another Pathé enthusiast living in St. Mary's, West Virginia, gets KHJ, Los Angeles, regularly on his Pathé Loud Speaker.

These are common experiences of Pathé Loud Speaker owners.

GET YOURS TODAY

Call at your dealers today and get a Pathé Loud Speaker. Try it out, under all conditions. Every Pathé Loud Speaker is guaranteed to give entire satisfaction.

A Pathé owner means a Pathé enthusiast.

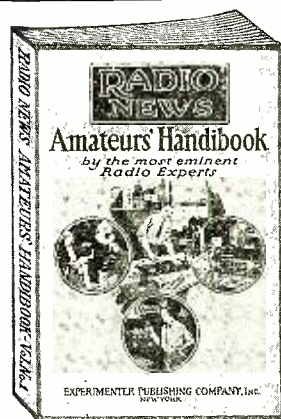
A Pathé Loud Speaker begins where other loud speakers stop.

If, for any reason, your dealer has no Pathé Loud Speakers in stock, please write us, giving his name and address.

We have a money making proposition for agents to sell Pathé Loud Speakers in small communities. Practically no investment needed.

PATHÉ PHONOGRAPH & RADIO CORPORATION

20 GRAND AVENUE, BROOKLYN, N. Y., or
533 SO. WABASH AVENUE, CHICAGO, ILL.



JUST THE BOOK YOU WANTED

"Radio News" Amateurs' Handibook

Volume No. 1

Check full of radio constructive and instructive articles from cover to cover. Written by foremost radio authorities, in plain everyday language which everyone can understand. Sections include articles on Receiving Sets and Sundry Apparatus, Transmitters and Accessories, Radio Theory, Vacuum Tube Data, and Practical Hints for the Amateur. A book which also serves as a ready reference and should find a place in the library of every amateur. It contains 224 pages and over 375 illustrations, diagrams, and photographs, bound in a multi-colored heavy board.

On sale at all leading radio stores. If your dealer cannot supply you, pin a dollar bill to this ad and write your name and address in the margin below, and book will be forwarded to you postpaid.

EXPERIMENTER PUBLISHING Co., Inc.
53 PARK PLACE, NEW YORK

PRICE, \$1.00

A New Discovery!


EXTREME SUPER-REGENERATION
is obtained without noises through

FRESHMAN

Variable Resistance Leaks

by connecting between plate and Grid of the tube as disclosed by the sensational


New Kaufman Circuit No. 2



PANEL TYPE

Absolutely
No Pencil
Markings

Only the
Knob
Shows on
the Panel



BASE TYPE

Freshman Resistance Leaks are especially built for use as tuning instruments. Construction is such that they will withstand unusual usage. Freshman Leaks give an unbroken range of 180 degrees from 0 to 10 megohms. Absolutely guaranteed. Enables you to get stations you never heard before.

Either Type

Complete with either .00025 or .005 mfd. Mica Condenser **\$1.00**

Without Condenser75c

At your dealers—otherwise send purchase price and you will be supplied postpaid.

Ask your dealer or write direct for free diagram showing how you can convert your single tube circuit into the new sensational Kaufman Circuit No. 2

Chas. Freshman Co. Inc.

Radio Condenser Products

105 SEVENTH AVENUE, NEW YORK

Approved!



A FISCHER Product

Even the Experts Look No Further—They Know

This 180° Multi-Coupler is splendidly built, Bankwound, with a wave length of 800 Meters, 5 Soldered Leads, Bankwound Stator on genuine Bakelite Tubing, Kiln Dried Rotor, Fahnestock Spring Clip Connections, Aluminum Mounting Base, Non-conductive Adhesive.

20 Diagrams \$4.50 Free With Each

For sale at your dealer's—otherwise send the \$4.50 directly to the Manufacturer and you will be supplied postpaid.

G. H. FISCHER & CO.

123 Liberty Street, New York City

RADIO PARTS

At wholesale prices.

Send for price list.

SYPHER MFG. CO., Dept. N, TOLEDO, OHIO

broadcast farther south and with better results than WEAJ can alone achieve.

In return WCAP picks up concerts and, besides broadcasting them, wires them to New York for further distribution. An interesting piece of portable apparatus, known as the pick-up truck, is used in the transmission of music and important speeches. This apparatus gathers in and boosts the sounds, relaying them by wire to the station for radio transmission. It is expected that this motor truck and other apparatus will be used in sending speeches from the Capitol this winter.

To illustrate rural interest in the station's work, one letter from a little town in Virginia across the Potomac River says:

"We wish to thank you for a wonderful evening's entertainment which we received last night on a dinky little crystal set which cost about \$1.35 and was set up by my son. He is 15 years old.

"We live two miles from Falls Church on a little farm and very seldom go to the city. We have no moving pictures and few neighbors, so any pleasure we have with your concerts and other things, such as speeches, believe me, is most appreciated."

SIMPLE, FOOL-PROOF SETS SOON

The near future will see small, compact and portable radio receivers, practically self-operating, in every home, according to Major General George O. Squier, Chief Signal Officer of the U. S. Army. There will be no outside antennae, no complicated wiring, and no batteries in the ideal "fool-proof" set soon to be sought by up-to-date householders who will demand radio "service," just as they do telephone service today.

General Squier believes that what he terms the second stage of radio development has arrived. When an invention first becomes popular there are always a lot of energetic mechanics or electricians, both professional and amateur, who delight to tinker with the new apparatus. Some of these constructors have aided in the perfection of radio receiving sets, the General points out. But today the chief demand is for efficient sets which will be practically self-operating and will approach the ordinary telephone receiver in simplicity, taking their power and broadcasts from a single source or at least a central distributing point.

It would be impossible for every tenant in a thousand or even a five hundred, apartment building or hotel to have an individual antenna. The roof of the hotel would be literally covered with aerials. The elimination of lead-in wires and batteries is also desirable, so that sets can be taken from room to room and plugged in. Naturally some local company, probably the power company, must furnish either the broadcasting by wired-wireless and at the same time the power for operating the tubes of subscribers, or erect its own main antenna on the outskirts of a city and distribute the broadcasts by wire locally. This scheme would involve combining Squire's wired-wireless system and regular radio transmission.

That broadcasting would not operate so successfully over a telephone system was quickly shown by General Squier when he pointed out how the system of phone wires was constantly being broken down and rebuilt between different points, whereas the light wires remain a stable net work running to each and every hotel, home, hall and store.

General Squier anticipates the development of local broadcast distributors who will collect radio entertainment and news for redistribution or who will establish wired broadcasting for local subscribers.

PATENTS

To the Man with an Idea

I offer a comprehensive, experienced, efficient service for his prompt, legal protection and the development of his proposition. Send sketch, or model and description, for advice as to cost, search through prior United States patents, etc. Preliminary advice gladly furnished without charge. My experience and familiarity with various arts frequently enable me to accurately advise clients as to probable patentability before they go to any expense.

Booklet of valuable information and form for properly disclosing your idea free on request.

Write today.

RICHARD B. OWEN
PATENT LAWYER

2 Owen Building, Washington, D. C.
2276A Woolworth Bldg., New York City

A Christmas Suggestion

A subscription is a gift that will last all year—a gift that will renew each month that impulse which prompted you to give it.

Good reading is always an appreciated gift.

The fact that more than one half million people read SCIENCE & INVENTION, RADIO NEWS and PRACTICAL ELECTRICS is evidence of the fact that they are good reading.

How many of those on the list that you will remember on Christmas would appreciate such a gift?

Every year at this time we initiate thousands of gift subscriptions and every year our plan becomes more popular.

Send us your order and we will see that a Christmas card is mailed, so as to arrive a day or so before Christmas, advising those that you subscribe for, that such a subscription has been entered in their name at your request.

If they are subscribers now, the new subscription will be started at the expiration of their existing subscription.

Order by This No.	MAGAZINE	Per Year In U. S.	Per Year Foreign & Canadian
1.	Science and Invention.....	\$2.50	\$3.00
2.	Radio News.....	2.50	3.00
3.	Practical Electrics.....	2.00	2.50
4.	Science and Invention and Radio News.....	4.25	5.25
5.	Practical Electrics and Radio News.....	4.00	5.00
6.	Practical Electrics and Science and Invention.....	4.00	5.00
7.	Practical Electrics, Science and Invention, and Radio News.....	6.25	7.75

Fill in the following form, mail it now,
and we will do the rest.

EXPERIMENTER PUBLISHING COMPANY,
53 Park Place, New York.

Gentlemen:

Enclosed find dollars in payment for the following gift subscriptions:

Name

Address

City State.....

Subscription to No.

Coincident with the establishment of this system, will come the standard receiving set capable of being moved about the house and plugged in like a vacuum cleaner or electric fan, he believes. Some listeners-in are now using the electric companies' lines instead of aeri-als. Many possessing tube sets are utilizing inside loops, and dry batteries are slowly replacing storage batteries where the available space is small. Practice is tending toward simplification and reliability in service, the General insists. There will always be a few real fans who want to build and re-build their sets, but most of us aren't mechanics and prefer ease in operation, reliability and compactness, to continual experiments.

"Hideous skylines covered with wire spider-webs and rooms criss-crossed with wires will soon disappear," General Squier said, calling attention to some of the larger hotels and steamships which have already undertaken to serve their patrons with continuous radio broadcasts from a central system. "The indispensibility of broadcasting will make consolidation and simplification a necessity," the General concluded.

TO THE RADIO EDITOR, BINGLEVILLE BLAST, IDAHO:

By JOHN D. FORREST

Q. 8769. Can an ordinary meat chopper be used to break up sustained oscillations?

Yes, in fact the whole set may be broken up this way. Try it.

Q. 8770. What size pipe should connect the gas mains to a soft detector tube? I am twelve years old and can speak Chinese.

No. The negative lead must be disconnected.

Q. 8771. How is the grid, sir, cut?
We would suggest a filament.

Q. 8772. Please give me a diagram of hook-up to receive 4.00078 meters. I have two hatsracks, three red pool balls, and a Canadian dime with a hole in it.

Use your head along with the other ivory.

Q. 8773. My antenna is 137 feet long and connected to a 16,000-volt A. C. line at both ends. Why do I get a spark on the grid commutator when the phones are hung on the bathtub faucet?

Your phone cords are open-circuited. There is also probably induction from the A. C. primaries due to carelessness of the power company in running their lines near your aerial. Sue them for abduction.

Q. 8774. Will the proximity of a neighbor's still make my transmission damped or undamped?

Damped.

Q. 8775. Can I hook up a curling iron and a hair mattress so as to get undamped waves? Suit yourself.

Q. 8776. Which would be better as a variometer, a small coat-hanger wound with galvanized zinc or three spider-web coils and a rheostat?

Yes.

Q. 8777. Why is a cabinet?

Yes. It may be placed in shunt or in parallel. Forty turns is enough.

Q. 8778. How long does it take a radio wave to reach Mars?

About as long as getting ten miles on the N. Y., N. H. & H. Express.

Q. 8779. I am coming to New York to go to school. Can you tell me who runs the hotel in New York now?

We never get downtown much so we cannot say. We were under the impression that there were two hotels in the city. Ask Mr. Foster.

Q. 8780. I hear the church services every Sunday over the radio. Do you go to church, Mr. Editor?

No, I sleep home now.

Q. 8781. Can I get board near the radio schools in New York?

There are several lumb—just a minute.



The FERBEND Wave Trap
TRADE MARK
PATENT APPLIED FOR

STOPS INTERFERENCE

Can You Tune Out Your Local Station?

With each locality operating its broadcast- ing station on its own wave-frequency, the possibilities for listening in on distant sta- tions are now vastly increased compared with last year. Many owners of long-dis- tance sets are, however, discovering that powerful amplification is of little value so long as local stations are "all over the dials". Here is the secret of the remarkable growth in popularity of the FERBEND WAVE TRAP. For example, a St. Louis user (name on request) brought in Hanava on his loud speaker while three St. Louis sta- tions were broadcasting. Similar results are uniformly obtained in all parts of the United States, with all makes and types of receiving sets.

Any Night is "SILENT NIGHT" With a FERBEND!

Send in your order now, or write for full information.

Do not be misled by imitations. The FER- BEND WAVE TRAP is the first inductive as well as the original WAVE TRAP. It is not assembled haphazardly from standard parts, but is made up of special parts designed and manu- factured by us for the sole purpose for which they are used.



Mounted on Formica panel in Mahogany finished cabinet 6x5x6.
\$8.50 postpaid



Unmounted ready for panel mounting.
\$6.00 postpaid

"The Original Wave Filter"

Ferbend Electric Company
25 E. South Water St. Chicago

PATENTS. WRITE FOR List of Patent Buyers, Three Guide Books and RECORD OF INVENTION BLANK before disclosing inventions. Send model or sketch and description of your invention for Examination and Instructions. Electrical cases a specialty. Highest references, reasonable terms, prompt attention. No charge for the above information

VICTOR J. EVANS & CO.
919 NINTH ST. WASHINGTON, D. C.

PATENTS C. L. PARKER Formerly Member Examining Corps, U. S. Patent Office. PATENT - LAWYER McGill Bldg., Wash., D. C.

Patents, Trade Marks, Copyrights, Patent Litigation
Handbook for Inventors, "Protecting, Exploiting and Selling Inventions," sent upon request.

PATENTS

If you have an invention and desire to secure a patent, send for our Free Guide Book, **HOW TO GET YOUR PATENT.** Tells our Terms, Methods, etc. Send model or sketch and description for our opinion of its patentable nature.

RANDOLPH & CO.
Dept. 459 Washington, D. C.

PATENTS

DON'T LOSE YOUR RIGHTS Before disclosing your invention to anyone send for blank form "EVIDENCE OF CONCEPTION" to be signed and witnessed. Form and information concerning patents free.

LANCASTER & ALLWINE
270 Ouray Bldg., Washington, D. C. Originators of the form "Evidence of Conception"

Use KESTER self fluxing WIRE SOLDER



Kester Solder is simple, safe and sure, because it supplies its own flux from tiny pockets inside the hollow wire of virgin tin and lead solder. (See phantom view below.)

As the heat is applied and just before the solder melts, these pockets open—one at a time—and the scientifically prepared flux flows only where it is needed, thus assuring a neat and substantial job in a rapid and economical manner.

Solder connections in Radio work are better. Those who have had discouraging results with ordinary solder or have not attempted to solder can easily use this simple form. Pick up Kester Solder and any form of heat, and solder away, quickly, neatly and economically.

Phantom to the right shows why Kester Solder automatically fluxes.

For general soldering and heavier electrical and Radio work, use Kester Acid-Core Wire Solder. For delicate electrical and Radio soldering, use Kester Rosin-Core Wire Solder.

Sold in convenient sizes to meet every requirement.

"Requires Only Heat"



Manufacturers

CHICAGO SOLDER COMPANY
4245 Wrightwood Avenue, CHICAGO

Live Dealers in these lines sell **KESTER Self-Fluxing Solder**

**Hardware
Automotive**

RADIO

**Electrical
Mill Supplies**

If Your Local Dealer Cannot Supply You—Write Us Direct

Q. 8782. My radio ammeter pointer went around three times. I wonder if there is something wrong with it.

We would suggest placing it under a pile driver, which will loosen the screws. The inside may then be examined at will. Use care in reassembling.

Q. 8783. Why is a panel to drill?

We refer you to the heat treatment department.

Q. 8784. Why is a loading coil?

As far as we know it is not.

Q. 8785. Is there anything about radio you don't know?

There is nothing that we don't. No. So endeth the first day.

NEWS VIA RADIO FOR ARMY POSTS


For several years the ships of the Navy and outlying Naval stations have been able to get the news daily from what is known as the Navy Press which goes out by radio from NAA, at Arlington, each night. A similar scheme is now under consideration by the War Department for sending news to Army forces stationed at foreign ports and posts out of the regular news channels.

If the present plan goes through, Army posts at Hawaii and the Philippines will receive news bulletins at least once a week from a high-powered Pacific coast station. These radio bulletins would also be sent to Army forces stationed in Alaska, Panama, Porto Rico and Cuba, and would be picked up by some of the isolated posts in this country, where little if any Army news percolates.

QUIT COMPLAINING AND HELP CLEAR THE AIR

Some listeners-in keep complaining that amateurs interfere with broadcasting. In truth, they do not actually know who is interfering, but simply that someone transmitting code is interfering with their reception. Half the time it is a ship which is sending or a shore station handling regular commercial work. What these "knocking" listeners-in should do, Department of Commerce officials say, is to learn to read code so they can identify the senders and report the offending stations if violations are found.

Here is a real service those who own receiving sets can render by simply learning the code and reporting infractions of regulations to the District Radio Supervisor or the Department proper. Present regulations make the air free to amateurs on 150 to 200 meter waves, except between 8 and 10:30 p. m. Amateurs have the right to use spark or tube sets; those owning tube sets can communicate by either code or voice. Broadcasting as such is forbidden amateurs; that is, music and entertainment cannot be sent out, but two station owners may converse,



40 Non-Technical Radio Articles

in the December Issue of

THE NEW Science and Invention

IN PICTURES

THE New Science & Invention is a sensation—a scientific magazine without text—only illustrations and short captions. This is the first scientific magazine ever printed with pictures and captions only. Order from your dealer now, otherwise you will surely be disappointed in not getting your copy.

"LOOK FOR THE GOLD COVER"

25 cents a copy—On All Newsstands November 20th—\$2.50 per year

EXPERIMENTER PUBLISHING CO., Inc. 53 Park Place, New York City

except in the evening broadcasting period. Special amateurs have the privilege of using wave-lengths as high as 220 meters.

International Morse is the code used by amateurs, and its rudiments should be mastered within a few months.

CHANGES IN BROADCASTING STATIONS

Three new Class A stations:

Call	Station	Frequency	Wave-length	Power
		Keys	Meters	Watts
KFLQ	Bizzell Radio Shop, Little Rock, Ark.	1150	261	20
WWAB	Hoenig, Swern & Co., Trenton, N. J.	1330	226	10
KFLR	University of New Mexico, Albuquerque, N. M.	1180	254	100

TWO TRANSFERRED FROM CLASS C TO CLASS A

WKAV	Laconia Radio Club, Laconia, N. H.	1180	254	50
KFAY	W. J. Virgin, Med- ford, Ore.	1060	283	50

BROADCASTERS WHICH HAVE STOPPED

A list of 14 limited commercial stations deleted during October, 1923, follows:

WMAM	Beaumont Radio Equip. Co., Beaumont, Texas.
WSAU	Camp Marienfeld, Chesham, N. H.
KFHI	Dixon, Charles V., Wichita, Kan.
KFJY	Gjelhaug's Radio Shop, Bau- dette, Minn.
WHAO	Hill, F. A., Savannah, Ga.
WOAR	Landskow, Henry P., Kenosha, Wis.
KFHY	McEwan, R. S., Trinidad, Col.
WBAF	Middleton, Fred M., Moorestown, N. J.
WRAS	Radio Supply Co., McLeansboro, Ill.
WGF	Register & Tribune, Des Moines, Iowa.
WAAP	United Elect. Co., Wichita, Kan.
WOAB	Valley Radio, Grand Forks, N. D.
KFJQ	Valley Radio Div. of Elect. Con- struction Co., Grand Forks, N. D.
WIAY	Woodward & Lothrop, Washing- ton, D. C.

KFKX TO BE RELAYING STATION FOR KDKA PROGRAMS

Hastings, Neb., has been selected by the Westinghouse Electric and Manufacturing Company for the location of its first radio relaying station, to serve as the connecting link of the pioneer station KDKA at East Pittsburgh, Pa., with the Western States.

The installation of the Hastings station, KFKX, means that the programs broadcast from Pittsburgh will be picked up as easily and with the same receiving apparatus in the West as KDKA's broadcasts are now received by people living in the vicinity of Pittsburgh.

The Hastings station will receive the Pittsburgh programs on the 94-meter wave-length and relay the same broadcasts on 107 meters to another transmitting station located on the Pacific Coast. These wave-lengths are much lower than those used in regular broadcasting, so they will not interfere with any other concerts nor with amateur traffic. After the Pittsburgh programs reach the relay stations over the short wave route the signals can be amplified and rebroadcast on the regular wave-lengths assigned to broadcasting stations ranging from 222 to 545 meters.

\$3.50

2200 Ohms

PACENT

"EVERY-TONE"

Reg. U. S.
Pat. Off.

(GUARANTEED)

RADIO HEADSET



An ordinary headset at this low price is not unusual—but the PACENT "EVERY-TONE" is an unusual headset at a price that is low enough to enable you to own several pairs.

The greatest Radio Headset value ever offered the radio public. Backed by a written one-year Pacent guarantee.

The Pacent "EVERYTONE" Headset—endorsed by leading radio experts—is of superior lightweight construction, and embodies many new and distinctive features that insure clear and distinct reception without distortion, increase the comfort to the wearer, and guarantee complete satisfaction.

Special Resistance 3000 Ohms, \$3.75


PACENT ELECTRIC CO., Inc.
22 Park Place New York

Sales Offices: Philadelphia, Washing-
ton, Minneapolis, Chicago, St. Louis,
San Francisco, Jacksonville.



Write for Cata-
log (N-1) of
Pacents Radio
Essentials.

Pacents
RADIO ESSENTIALS



\$2.00 12th Edition \$2.00

WIRELESS COURSE IN 20 LESSONS

By S. GERNSBACK, A. LESCARBOUREA
and H. W. SECOR

The Standard Radio Text Book

Size 6 x 9 inches. 264 pages. 500 Illustrations. Bind-
ing de Luxe. Semi-flexible Leatherette Cover. Gen-
uine Gold Stamped, Round Corners, Red Edges.

Experimenter Publishing Co.

53 Park Place

New York, N. Y.

"Make Your Own" with CONSRAD PATTERNS



How to Make a Short Wave Regenerative Receiver

This set was designed by a foremost radio engineer to fulfil the wants of an all-round broadcast receiver. It covers wave-lengths up to 800 meters. **50c.**

How to Make Detector and Amplifier Units

This pattern was designed for detector and amplifying units especially adapted for use with our regenerative receiver. It is strongly recommended when the attachment of a loud speaker to that set is desired. **50c.**

How to Make a Cockaday Receiver

The Cockaday four-circuit tuner is one of the latest advancements in radio. Its main advantage lies in the fact that the set can be adjusted to the highest point of regeneration, and tuning accomplished over a wide band of wave-lengths without the necessity for readjusting the regeneration control. All dimensions, size of wire, number of turns, etc., are given leaving nothing to the imagination. **50c.**

How to Make the S. T. 100

This is a two tube and crystal dual amplifier brought out by an Englishman, John Scott-Taggart. This is a very stable circuit and above all, very easy for the amateur to construct. Complete blue prints for drilling and wiring **50c.**

14 Radio Formulae and Diagrams

With this packet you need never worry about schematic wiring diagrams, measurements and radio tables. All formulas and diagrams are printed on heavy paper. **50c.**

20 Radiophone Diagrams and Hook-Ups

These diagrams show how to get the best possible efficiency from the instruments you make or purchase. They cover hook-ups from the simplest to the most complicated, in a way that any amateur can understand and follow without difficulty. Printed on heavy paper, 8 1/2 x 11 1/2 inches, and together with KEY CHART OF SYMBOLS and pamphlet "How to Read Diagrams", are contained **50c.**

How to Make a Reinartz Receiver

The original Reinartz Receiver is the most popular type of set in existence today due to its simplicity of operation and capability of long-distance reception. Full directions for building this receiver are given in this folder. Two blue prints and instruction pamphlet in two-color manilla envelope. The connections of the set are shown **50c.**

All About Aerials and their Construction

These blue prints were made after practical erection of each aerial, and point out how simple it is to erect not only the proper aerial for your particular need, but how to erect this aerial in the most practical manner and at the least expense. Consists of 12 blue prints 8 1/2 x 11 inches and one four-page instruction pamphlet 8 1/2 x 11 inches. **50c.**

How to Make A Radiophone Crystal Set

Designed for those without technical knowledge. This set has a range of 30 miles. Packet consists of 4 page illustrated direction pamphlet and full size blue print for drilling and wiring. **50c.**

How to Make an Autoplex Receiver

The long expected one-tube set that will work a loud speaker. Will operate wherever placed and requires but a ground connection. Every station within its range is amplified sufficiently for a loud speaker. Tuning is very simple, there being but two controls. Any tubes from the "peanuts" up to the "big ones" can be used. This receiver knows no such thing as critical filament adjustment. The complete plans consist of full sized blue print for wiring and drilling and also a four-page instruction pamphlet giving complete details even as to tuning. **50c.**

How to Make a Neutrodyne Receiver

This pattern gives the complete assembly, wiring, adjusting and tuning of a five-tube Neutrodyne receiver. This type of receiving outfit was brought out after extensive experimenting and is noted for its very efficient radio frequency amplification. All the disadvantages of ordinary radio receivers, such as distortion and re-radiation are eliminated. The circuit is also noted for keeping the tubes from oscillating. Put up in packet, with full size blue prints for drilling and wiring and four-page instruction pamphlet. **50c.**

How to Make a Reflex Receiver

The plans for the reflex receiver were gotten out only after considerable research work by our engineers. Most people have trouble with reflex receivers. It takes an expert to build one that will work satisfactorily. The trouble lies in the values of condensers, etc., in the circuits. If they are incorrect, the set is a dismal failure. The construction details of a reflex receiver, contained in this folder, are the results of their successful efforts. **50c.**

Order Direct From These Dealers—Or If Your Dealer

- | | | | | | |
|--|---|---|--|---|--|
| <p>Abilene, Kans. Union Elec. Co.
Albany, Ga. Lousberg's Book House
Akron, O. Radioart Supply Co.
Albany, N. Y. Havens Elec. Co.
Ignition Service Supply Co.
Cooper & Hotchkiss
Kimball Bros.
Peoples Radio Store
Standard Elec. Co.
Wagner Bros.
Amsterdam, N. Y. Anderson Elec. Co.
Allentown, Pa. Hess Bros.
Buchman Book Store
Altoona, Pa. Altoona Elec. Supply Co.
Anthony, Kans. LeRoy Hughbanks Rad. Co.
Astoria, L. I. Astoria Radio Shop
Atchison, Kans. Low & Blythe Elec. Co.
Atlanta, Ga. Capital Elec. Co.
Millers Book Store
Atlantic City, N. J. Paramount Radio Co.
Eastern Hdwe. & Sup. Co.
Sport Shop
Just Elec. Co.
Sea Coast Radio Co.
Auburn, Me. G. L. Foss
Baltimore, Md. Jos. A. Becker
Jos. M. Zamoski
Wilbur Elec. Co.
Bacharach Rasin Co.
W. W. Hentzschel
S. B. Berkovich
Joel Gutman
Herdas Elec.
Little Jones Dept. Store
C. D. Kellert
J. Meyer
Murdock Co.
E. I. Rosenfeld & Co.
Batavia, N. Y. H. F. Smith
Bethlehem, Pa. Lehigh Radio Co.</p> | <p>Billings, Mont. Torgerson Bros.
Birmingham, Ala. Interstate Elec. Co.
Bluefield, W. Va. Atlantic Radio Co.
Boston, Mass. Cutter & Wood Supply Co.
Seth Fuller Co.
International Radio Corp.
Lewis Elec. Supply
E. D. Pitts Co.
New Eng. Elec. Spec. Co.
Williams Book Stores
J. B. Hunter & Co.
Samuel J. Beckwith
Chandler & Farquhar Co.
A. P. Merchant Co.
Bates Proctor Co., Inc.
Radio Sales & Service Co.
Parrington & Clark
Berman Radio
Bridgeport, Conn. Morrison Radiophone Parts
Flynn & Power
Conn. Radio Supply Co.
Brooklyn, N. Y. Arthora
Brooklyn Radio Serv. Co.
O. Olsen
Tolner Elec. Co.
Bklyn. Radio Center
Bos. Radio Service
Bklyn. Elec. Lamp & Nor.
Boro Hall Radio
Globe Radio & Bat. Shop
Haag & Vince Co.
G. Kleinteich
C. G. Rosewall
J. Streiff
Denmarks
American Phon. Exch.
Arlington Radio Service
Barneys Radio Shop
Bengo Elec. Co.
J. D. Cunningham
Delta Elec. Co.
H. A. Dietz
Duckmans Music Store
Kelley & Felst
Halpern Elec. Co.
Kensington Radio
E. C. & H. B. Lagerholm
G. Moskowitz
G. Scharff Sons</p> | <p>H. Schur & Son
Victor Radio Sport Shop
Walker Elec. Co.
Breuer Bros.
20th Century Radio Co.
Morch Radio
M. Ulrich
B. Haupt
David M. Isaac
Starr Radio
Buffalo, N. Y. McCarthy Bros. & Ford
Robertson Cataract
O. Ulrich Co.
Burlington, N. J. Burlington Elec. Co.
Butte, Montana Montana Elec. Co.
Cambridge, Mass. Clapp-Eastham Co.
University Book Store
Canton, Ill. Frank White & Bros.
Camden, N. J. Neisner Bros.
Carrollton, Mo. Carrollton Radio Shop
Centerville, Ia. H. E. Luther
Champagne, Ill. I. C. Swanell & Son
Charleston, W. Va. John R. Koch
Charlestown, S. Car. S. C. Radio Shop
Charlotte, N. C. Smith Novotoy Elec. Co.
Caroline Radio Co.
Chester, Pa. Neisner Bros.
Chicago, Ill. Harry Alter & Co.
Barawik Co.
Beckley-Ralston Co.
Chicago Radio App. Co.
Elec. Appliance Co.
Inland Elec. Co.
Marshall-Field & Co.
A. C. McCullurg & Co.
Montgomery Ward & Co.
Newark Elec. Co.
Henry Paulson & Co.
Sears-Roebuck & Co.
Chicago Cut Rate Book</p> | <p>Community Book Store
Izenstark Radio Co.
Follett Book Co.
McArthur Elec. Co.
P. O. News Co.
Max Stein
E. J. Stringos
Fireseed Radio Co.
Cincinnati, O. Midwest Radio Co.
Milnor Elec. Co.
Reuter Elec. Co.
Cleveland, O. Radio Electric Shop
Radio Eng. & Sales Co.
H. Lesser & Co.
Oliver C. Schroeder
Radio Sales & Rep. Co.
Columbus, O. Hall Elec. Co.
Coraopolis, Pa. T. C. O'Donovan
Cumberland, Md. J. A. Fulton & Co.
Dallas, Texas Huey & Phillip Hdwe. Co.
Southwest Radio Sup. Co.
Radio Equip. Co.
Denton, Tex. Evers Hdwe. Co.
Denver, Colo. Electrical Auto App. Co.
Pratt Book Store
Reynolds Radio Co.
Des Moines, Ia. H. W. King
Iowa Radio Co.
Detroit, Mich. Federal Elec. Supply Co.
Twentieth Century Radio Co.
Crowley Miller Co.
McCaulay Bros.
Detroit Elec. Co.
Wolverine Radio Co.
Northwestern Radio Co.
Duluth, Minn. Kelley Duluth Co.
Easton, Pa. F. & W. Grand Stores
E. Orang, N. J. Essex Radio Shop
United Radio & Sport Shop
Elizabeth, N. J. Elizabeth & Son
Elizabeth Elec. Sup. Co.</p> | <p>Eureka, Ill. Klaus Radio Co.
Fergus Falls, Minn. Johnson City, Tenn. Bishop Elec. Co.
Far Rockaway, L. I. Dunlap Sptz. Goods Co.
Scientific Radio Co., Inc.
Flushing, L. I. The Electric Shop
Ft. Worth, Tex. H. C. Meacham Co.
Galveston, Tex. Galveston Wireless Sup. Co.
Gardner, Mass. Gardner Hdwe. Co.
Gloucester, N. J. Lenny's Variety Store
Granite City, Ill. Rosenbergs Dept. Store
Great Bend, Kans. Great Bend Radio Co.
Greensburg, Pa. H. Hamilton
Hamilton, O. Radio Co.
Hartford, Conn. Elec. Sup. & Equip. Co.
F. & W. Grand Stores
G. Fox & Co.
Havana, Cuba Diamond News Co.
Liberia de Jose Albele
Helena, Mont. Van Blaricom Co.
Hoboken, N. J. International Book Store
Eagans Radio
Holyoke, Mass. Haskell Elec. Co.
Independence, Mo. The Melodian Co.
Hackensack, N. J. Wurtz & Puchs
Jacksonville, Fla. Southern Elec. Co.
Holt Elec. Co.
Jamestown, N. Y. Willis Switch & Inst. Co.
Jamaica Plain, Mass. Conrad Radio Co.
Jamaica, L. I. Scientific Radio Co., Inc.
Merriek Elec. Co.
Jersey City, N. J. Arrow Elec. Co.</p> | <p>M. Schlein
Guarantee Elec. Co.
Johnston City, Tenn. Bishop Elec. Co.
Johnstown, Pa. W. T. Grant Co.
Joliet, Ill. Joliet Book & Sta. Co.
Kansas City, Mo. Vulcanizers Supply Co.
Donaldson Radio Co.
Lancaster, Pa. Radio Outfit & Sup. Co.
Lawrence, Mass. Schwarzenberg, W.
Los Angeles, Cal. Leo J. Meyberg
S. California Elec. Co.
West Radio Elec. Co.
Radio Concert & Equip.
Natick Book Store
Prode Elec. Co.
Lewiston, Montana Chas. Williams
Look Haven, Pa. Burkett Bros.
Louisville, Ky. Sutcliffe Co.
Lowell, Mass. G. A. Hill Co.
Lyons, Kans. R. I. Case
Macon, Ga. J. W. Burke Co.
Memphis, Tenn. Street Elec. Co.
McKeesport, Pa. F. C. Wampler & Son
Milwaukee, Wis. Julius Andrie & Co.
Dewey Sport Goods Co.
Badger Radio Co.
Minneapolis, Minn. Jacob Andressen Co.
Findley Elec. Sup. Co.
Nassell Hdwe. Co.
Reinhard Bros. Co., Inc.
Sterling Elec. Co.
Peelless Elec. Co.
Missoula, Mont. Missoula Elec. Sup. Co.
Montgomery, Ala. Alabama Radio Mfg. Co.
R. P. Reeves</p> |
|--|---|---|--|---|--|

The Consrad Co.
INC.

233 Fulton Street
Publishers of Consolidated Patterns
Formerly The Consolidated

Solve Your Radio Problems with E. I. Co. Books

How to Make Radio-Phone

Receiving Sets

A non-technical book for the beginner. Gives complete constructional data on the building of a complete Crystal Detector Set, Tuning Coil, Loose Coupler and a Single Audion Tube Set with Amplifying Units. It furnishes all dimensions and working drawings of every part that must be constructed by the amateur. 48 pages, 26 illustrations. Bound in beautiful two-color cover. Size, 5½x7½ in. Prepaid..... **25c.**

Loud Talkers

How to Build Them

Gives complete data for building two distinct types of loud talkers. One chapter deals with improvised loud talkers, and gives complete instructions on how to build suitable horns for use in loud speakers of the Baldwin and other types. With this book anyone can build a successful loud talker, equivalent to the commercial types, costing \$40.00 or more. 48 pages, profusely illustrated, prepaid..... **25c.**

Radio Questions Answered

This book is proving as welcome to the radio public as our "100 Radio Hook-ups", which is now the fastest selling radio publication on the market. "Radio Questions Answered" was gotten up after a thorough canvass of dealers to find out which topics troubled most of the amateurs. Almost 100 questions are answered very fully and in language so simple that even the most inexperienced layman can easily understand. Put up in the style which has made the E. I. books famous all over the world. 52 pages, 2 color cover, 25 illustrations..... **25c.**

How to Tune Your Radio Set


Covers in comprehensive form, the fundamental principles of tuning. The characteristics of radio waves are fully described and illustrated. Several chapters are devoted to the use and functions of all radio apparatus. The book describes how to tune such sets as the Reinartz, Flewelling, Neutrodyne, radio frequency amplifier receivers and others. 52 pages, 25 illustrations..... **25c.**

100 Radio Hook-Ups

Contains a varied selection of hook-ups from the simple crystal to the more elaborate circuits, with a circuit for every requirement. Crystal hook-ups, combined crystal with radio and audio frequency amplifiers, non-regenerative and regenerative vacuum tube circuits with and without radio and audio amplifiers. Amplifier units, with straight jacks, filament and switching arrangements, power amplifiers, choke coil, resistance coupled and transformer coupled radio frequency amplifiers. Includes all the latest types of Reflex, super-regenerative, super-Heterodyne, Neutrodyne, Reinartz, Flewelling, and Bishop. 52 pages, two-color cover..... **25c.**

Radio Frequency Amplifiers

Shows the construction of the Radio Frequency Amplifying Transformer and gives complete constructional data. It shows the application of Radio Frequency to amplifying units that the amateur may already possess and gives 15 hook-ups showing practically every use Radio Frequency Amplifying Transformers can be put to. 52 pages, 15 illustrations. Bound in beautiful two-color cover. Size, 5½x7½ in. Prepaid..... **25c.**



\$1.97 Here is Your Chance to Learn All You Can About **RADIO**
The \$10.00 "RADIO READING COURSE" Special at \$1.97

All the technical details and a thorough explanation of radio reception, written in easily understood, non-technical language by a foremost radio engineer and inventor. The five Lecture Books with over 100 graphic drawings give you the knowledge to intelligently buy, design, build, operate and maintain radio receiving apparatus. Tell you how to locate and correct troubles, how to make your apparatus more efficient and gives you a thorough knowledge of radio science. This set of five handsome Lecture Books are a complete radio library. To own them is like having a trained engineer or instructor at your side, answering questions, pointing the way. No matter what your interest in radio, take advantage of this attractive special offer and be the owner of this fine set of books.

SEND NO MONEY
 By special arrangement you can own this \$10 Course comprised in the set of five books for only \$1.97—if you act at once. Simply send us your name and address. Upon receipt pay the postman only \$1.97 plus postage and the books are yours. The supply is limited so order at once.

Cannot Supply You Send Us His Name and Address

- | | | | | | |
|---|--|--|--|---|--|
| <p>Mt. Vernon, N. Y. Stephens Shop
 Nashville, Tenn. Zihart Bros.
 Newark, N. J. Banberger & Co.
 Nassett Radio Sup. Co. Davis Elec. Co.
 Eddles Wireless Ex. Hamster & Pollard
 Essex Mfr. Co. W. T. Grant Co.
 United Elec. Sup. Co. Friedmans Music Shop.
 New Brunswick, N. J. Schneider Bros.
 The Elec. Shop
 Newburgh, N. Y. Rouss & Davis
 New Orleans, La. Interstate Elec. Co.
 Nola Radio
 Newport, R. I. Geo. H. Chase
 New Haven, Conn. W. W. Gale & Co.
 New York City Fenno & Co.
 Frank Radio Co.
 J. J. Kelleher
 David Killoch & Co.
 Liberty Radio Co.
 R. H. Macy & Co.
 Manhattan Elec. Sup. Overland Radio & Equip Co.
 Peerless Light Co.
 Radio Specialty Co.
 Stanley & Patterson
 Viking Radio Co.
 The Winchester Store
 Army & Navy Dist. Co.
 Chamberlain Elec. Co.
 Economy Radio
 Elec. Service Eng. Co.
 Goldfinger Bros.
 Gimbel Bros.
 R. G. Haslinger
 Herbert & Huesgen
 Allied Radio Co.
 J. Belmuth
 J. H. Bunnell & Co.
 Butler Bros.
 Carnahan & Dalzell, Inc.
 Bway. Radio Corp.</p> | <p>P. M. Dreyfuss Co., Inc. Delta Elec. Co.
 Fordham Radio Spec. Co. F. & W. Grand Stores
 J. L. Lewis & Co.
 Lowe Motor Sup. Co. Lova Radio Stores
 Live Wire Elec. Co. Marks Radio
 Models—8 Stores Phillips Sport Shop
 Wehman Bros. A. & A. Elec. Co.
 Acme Radio Co. Am. Elec. Tech. App.
 Atlas Elec. Supply Co. Atlas Radio Co.
 Bergmaier Bros. Franklin Radio Shop
 J. Gabler
 Globe Radio Shop
 Hygrade Elec. Co.
 International Radio Store
 J. Kelleher
 Marlen Hdve. Co.
 Nassau Radio Co.
 Times Sq. Auto Sup. Co. Triggers
 Ace Elec. Co.
 Baker & Taylor Co.
 Borough Elec. Co.
 Coruhia Elec. Co.
 J. Edelson
 Keystone Battery Service
 S. S. Kresge & Co.
 Langers Radio Store
 A. Marcus
 G. H. Masten & Co.
 Montz Store
 Mifbro Radio & Elec. Co.
 Radio & Mech. Trad. Corp.
 Radio Parlor
 Radiophone Equip. Co.
 Rialto Elec. Shop
 St. Marks Radio Co.
 K. R. Schullstrom
 P. E. Silverman
 Woelfer
 M. Workman
 Perfection Radio
 Cortlandt Radio
 James Gear
 A. J. Goldman</p> | <p>T. Eaton & Co. Progressive Book Store
 S. Astor
 M. & T. Elec. Co.
 Borough Elec. Co.
 Marvel Elec. Sup. Co.
 O. R. R.
 A. E. Zimmerman
 Davidson Radio Co.
 Mogul Elec. Co.
 Brunswick Supply Co.
 Stuyvesant Radio Co.
 Oscars Radio
 Fordham Sup. Co.
 M. H. Elec. Co.
 The Heights Radio Sup. Co.
 Eclipse Elec. Co.
 Fordham Radio Co.
 Crescent Radio Co.
 Terminal Rad. & Mus. Shop
 United Anchor Tire Co.
 Inter City Radio Co.
 Josephson
 Redifon Corp.
 Greenwich Radio Co.
 H. Goldstein
 Isador Fajans, Inc.
 Grand Radio
 M. Rubin
 Hannes & Co.
 Madison Hdve. Store
 American Radio Co.
 Electrical Eng. & Con. Co.
 Niagara Falls, N. Y. H. Messersmith & Sons
 Norristown, Pa. E. M. Law
 Oakland, Cal. Warner Bros.
 E. M. Sargent Co.
 Omaha, Neb. Wolfe Elec. Co.
 Onset, Mass. W. C. Spring
 Passaic, N. J. J. L. David
 Simon Bros.
 Passaic Radio Shop
 Perth Amboy, N. J. Smerling, J.
 Amboy Lighting Co.
 Amboy Radio</p> | <p>Paterson, N. J. Federal Radio & Elec. Co.
 Pawtucket, R. I. Delaney Feich & Co.
 Peoria, Ill. Peoria News Stand
 Philadelphia, Pa. Gimbel Bros.
 H. C. Roberts El. Sup. Co.
 Sayre Level Radio Co.
 Goetz Music Stores
 E. & W. Grand Stores
 E. P. Noll & Co.
 Trilling & Montague
 Neisner Bros.
 Schimmel Elec. Co.
 Radio Sales Co.
 John Wanamaker
 Phoenix, Ariz. Nielson Radio Sup. Co.
 Poughkeepsie, N. Y. C. P. Raymond
 Pittsburgh, Pa. Goldsmith & Son Co.
 Ludwig Hommel & Co.
 Gain-a-Day Elec. Co.
 Liberty Incan. Sup. Co.
 Pitts Radio & App. Co.
 U. S. Radio Co. of Pa.
 Doubleday Hill Co.
 Pittsfield, Mass. W. T. Grant Co.
 Plainfield, N. J. H. E. Gayle Hdve. Co.
 Plattsburgh, N. Y. H. E. Awtater
 Portland, Me. Chisholm Bros.
 Portland, Ore. E. L. Knight Co.
 Hynson Elec. Co.
 Hylands Old Book Store
 Pottstown, Pa. T. S. Reidenhour & Son
 Potstown Radio Sup. Co.
 Princeton, N. J. Princeton Cycle Shop
 Providence, R. I. B. & H. Supply Co.
 R. I. Elec. Equip.
 The Shepard Co.
 The Outlet Co.</p> | <p>Boston Store Reading, Pa. F. & W. Grand Stores
 Rochester, N. Y. Hickson Elec. Co.
 Rochester Elec. Sup. Co.
 Wheeler Green El. Sup. Co.
 Eastman Radio Co.
 R. Schmidt & Co.
 E. C. Sykes & Co.
 Neisner Bros.
 Miller Drug & Elec. Co.
 Ridgewood, L. I. Ridgewood Radio Shop
 Rock Island, Ill. H. E. Gelhart & Co.
 Beardsley Specialty Co.
 Valle Co.
 St. Joseph, Mo. Empire Elec. Co.
 Mannscrecks Book Stores
 St. Louis, Mo. The Benwood Co.
 Linze Elec. Supply Co.
 Foster Book & Cigar Co.
 St. Paul, Minn. North-West Elec. Eq. Co.
 Premier Radio Mfg. Co.
 Pioneer Elec. Co.
 St. Paul Book & Sta. Co.
 Crist Book Shop
 San Francisco, Cal. Richter, Conrad
 Schenectady, N. Y. Albany St. Radio Store
 J. Tigar
 Seattle, Wash. F. E. Wilson
 Stamford, Conn. Arthora
 Stillwater, Okla. Stillwater Elec. Shop
 Syracuse, N. Y. Grant's Alexander Sons
 Hughes Radio Corp.
 M. H. Salmon Elec. Co.
 Toledo, O. Kuebler Radio Co.
 W. J. Nagel Elec. Co.
 Altken Radio
 Toronto, Ont., Can. H. M. Kipp
 T. Eaton & Co.</p> | <p>Trenton, N. J. Pleron & Son, Inc.
 Radio Chain Stores
 Troy, N. Y. L. H. Cooper & Son
 Tyler, Tex. R. E. Bryan
 Union Hill, N. J. N. W. Friedlan
 Uniontown, Pa. Frederik Piano Co., W. F.
 Utica, N. Y. Dent, Co., M. F.
 Olds Book Store
 Utica Elec. App. Co.
 Utica Elec. Sup. Co., Inc.
 Waco, Tex. Jackson's Radio Eng. Lab.
 Washington, D. C. Continental Elec. & Sup. Co.
 Radio Auto Sup. Co.
 Watertown, Wis. D. & F. Kusel Co.
 Watertown, N. Y. F. A. Emmsall & Co.
 W. Hoboken, N. J. The Herack Exchange
 W. New York, N. J. W. N. Y. Herack
 Wheeling, W. Va. Gee Electric Co.
 Wapalona, Ohio Heine & Nagel Elec. Co.
 Waupaca, Wis. Waupaca Radio Sales Co.
 Wausau, Wis. Janke, Kurth Co.
 Wilkes-Barre, Pa. Foster Radio & Elec. Co.
 Wilmington, Del. I. X. L. Radio
 L. P. Moore
 Wilmington Elec. Spec. Co.
 Worcester, Mass. Neisner Bros.
 Williamsport, Pa. Wilhelm Book Store
 Yonkers, N. Y. Knepper, F.
 Westchester Elec. Eq. Co.
 York, Neb. Bullocks
 Youngstown, Ohio Robert F. Phillips</p> |
|---|--|--|--|---|--|

New York City
 and Sales Agents for E. I. Co. Books
 Radio Call Book Company, Inc.



OPPORTUNITY AD-LETS

Follow these advertisements every month. Reliable advertisers from all over the country offer their most attractive specials in these columns.

Classified advertising rate fifteen cents a word for each insertion. Ten per cent discount for 6 issues, 20 per cent discount for 12 issues. Name and address must be included at the above rate. Cash should accompany all classified advertisements unless placed by an accredited advertising agency. No advertisement for less than 10 words accepted. Objectionable or misleading advertisements not accepted. Advertisements for the March issue must not reach us later than January 1st.

THE Net Paid CIRCULATION OF RADIO NEWS IS OVER 200,000
EXPERIMENTER PUBLISHING CO., INC., 53 Park Place, New York, N. Y.

Agents Wanted

Agents Wanted in every city and town to sell standard radio apparatus. Attractive discounts given. If interested, write us at once stating age and radio experience. Wilmington Electrical Specialty Co., Inc., 912 Orange St., Wilmington, Delaware.

General Agents—Service Men! Genuine Gold Letters for store windows easily applied. 20 percent cash commission on all orders from local agents appointed by you anywhere. 50 percent discount on your own orders. Free samples. Metallic Letter Co., 422 N. Clark St., Chicago.

Big Money and fast sales. Every owner buys sold initials for his auto. You charge \$1.50; make \$1.55. Ten orders daily easy. Write for particulars and free samples. American Monogram Co., Dept. 133, East Orange, N. J.

We want Salesmen and Agents, either whole or side line, to sell our priced radio books to the trade. Excellent proposition for live wires. The E. I. Company, Publishers, 233 Fulton Street, New York City.

Salesmen & Agents to sell our low price highpower three tube receiving sets. Big commission, write for particulars. Luxem & Davis Co., 6229 Broadway, Chicago.

Agents Wanted on a commission basis, for a well established radio accessory. American Solder & Flux Co., 16th St. below Indiana Ave., Phila., Pa.

Start your own business as our sole agent, selling 100 famous home products. All or spare time. Dr. Blair Laboratories, Dept. 541, Lynchburg, Va.

You can make \$75.00 to \$100.00 a week selling our big line of 150 articles, used constantly in every home. Write us, we will send you our handsome \$15.00 Sample Case Outfit on trust. Federal Pure Food Co., Dept. T, Chicago.

Rug Salesmen—Get next to the biggest seller of the year Loomrite Felt Rugs. Sell at sight at \$2.50, cost \$15 dozen. Rug, complete Rug Catalog, Free. Malsley-Payne Mfg. Co., 104-N Hanover St., Boston, Mass.

Radios on consignment. Pay me when you sell. 800 Agents wanted—Make Big Money—Write! Gilbert Swanson, Cambridge, Ill.

American Made Toys

Manufacturers on Large Scale, also homeworkers, wanted to manufacture Metal Toys and Novelties. Millions needed of Barking Dogs, Wag Tail Pups, Wild Animals, Automobiles, Indians, Cowboys, Baseball Players, Cannons, Toy Soldiers, Crowing Roosters, Statues of Liberty, Miniature castings of Capitol, Bathing Girl Souvenirs and others. Unlimited possibilities. Guaranteed Casting forms furnished manufacturers at cost price from \$5.00 up, with complete outfit. No experience or tools necessary. Thousands made complete per hour. We buy goods all year and pay high prices for finished goods. Cash on delivery. Contract orders placed with manufacturers. Catalog and information free. Correspondence invited only if you mean business. Metal Cast Products Co., 1630 Boston Road, New York.

Automobiles

Automobile owners, garagemen, mechanics, send for free copy of America's popular motor magazine. Contains helpful, money-saving articles on repairing, overhauling, ignition, carburetors, batteries, etc. Automobile Digest, 528 Butler Bldg., Cincinnati.

Books

Radio Books Latest and Best. Catalog free. Ray Dobbins, 146 West 27th St., Indianapolis, Ind.

"Lights, Colors, Tones and Nature's Finer Forces", including Vibrations, colors; Electromagnetism; Odic-auras; Radio; Coldlights; Inventions; Marvelous Opportunities. Illustrated; 270 pages, \$2.00. Table contents free. Stevens Publishers, 242 Powell, San Francisco, Calif.

Hypnotism Astounds Controls others. Wants gratified. Ten easy Methods Mind Reading (any distance). Wonderful Fascinating, Illustrated 205 pages \$1.00 postpaid. R. N. Collins Co., 197 Fulton Street, Brooklyn, N. Y.

The How and Why of Radio Apparatus, by H. W. Secor, E.E. This newest book on radio matters fulfills a distinct gap in wireless literature in that, while the treatment is made as understandable and as free from mathematics as possible, it at the same time incorporates a wealth of technique and instruction for the Radio Amateur—the Radio Operator—the Installation and Designing Expert—as well as teachers and students of the subject in general. A glance at the following list of chapters gives but a very scant idea of the extensive and useful radio knowledge provided in its text: The Induction Coil; the Alternating Current Transformer; Radio Transmitting Condensers; The Spark Gaps; Radio-Transmitting Inductances; Radio Receiving Tuners; Radio Receiving Condensers; Detectors; Telephone Receivers; Radio Amplifiers; Construction of a Direct Reading Voltmeter and Measurement of Inductances; Appendix containing very useful tables, covering all subjects treated in this very unusual book. This newest of Radio Works, cloth bound in Vellum de Luxe, Gold Stamped and Hand Seved, has 160 pages. Size of book 6x9 inches. The How and Why of Radio Apparatus. Postpaid, \$1.75. Experimenter Publishing Co., Book Dept., 53 Park Place, New York City.

Business Opportunities

Wanted County Distributors for World Fastest Selling Auto Accessory. Write G. Benross Co., 384 E. 144th St., New York.

Salesmen Make \$120 weekly. Free Radio instrument. Ozarka is the longest distance receiver. Introduce it to your friends and secure your own free. No canvassing. 2 sales weekly nets you \$120. Sharpe of Colorado made \$955 one month. Our plan sweeping country. Write today giving name your country. Ozarka, Incorporated, 813 Washington Blvd., Chicago, Ill.

Free Book. Operate little Mail Order business home evenings. Pier, 515 Cortland St., N. Y.

Sell us your spare time. You can earn Fifteen to Fifty dollars weekly writing showcards at home. No canvassing, pleasant, profitable profession easily, quickly learned by our simple graphic block system, artistic ability unnecessary, we instruct you and supply work. Wilson Methods, Limited, Dept. 51-L, Toronto, Canada.

Chemistry

Learn Chemistry at Home—Dr. T. O'Connor Sloane, noted educator and scientific authority, will teach you. Our home study correspondence course fits you to take a position as chemist. See our ad on page 967 of this issue. Chemical Institute of New York, 66 West Broadway, New York City.

Correspondence Courses

Used correspondence courses of all schools sold, rented and exchanged. New 1924 catalogue free. (Courses bought). Lee Mountain, Pisgah, Alabama.

Exchange

200—20,000 Meter Receiver including Radiotron \$35.00. Two step Amplifier \$22.00. Smith, 4416 Market, Philadelphia.

1500 mile Vacuum tube receiver \$24.50. Radio, 4416 Market, Philadelphia.

Broadcasting Station complete equipment for Sale: Station known as WIL, located in Washington, D. C. This station needs no introduction. Its performances for the last two years speak for the set. This station will be in operation until it is sold. For particulars write to the Continental Electric Supply Co., 308 Ninth St. N.W., Washington, D. C.

Help Wanted

We want Salesmen and Agents, either whole or side line, to sell our low priced radio books to the trade. Excellent proposition for live wires. The E. I. Company, Publishers, 233 Fulton Street, New York City.

Earn \$25 Weekly, spare time, writing for newspapers, magazines. Experience unnecessary; details free. Press Syndicate, 5665, St. Louis, Mo.

Detectives Needed Everywhere. Work home or travel. Experience unnecessary. Write, American Detective System, 1968 Broadway, N. Y.

South America Needs skilled help. Write Employers Direct. 388 Addresses \$1. South America Information Bureau, Portland, Oregon.

All Men, Women, Boys, Girls, 17 to 65 willing to accept Government Positions \$117-\$250 traveling or stationary, write Mr. Ozment, 251, St. Louis, Mo., immediately.

Improved Made Toys

Wanted—Manufacturers and Houseworkers to manufacture Metal Toys and Novelties. Wonderful opportunity. Millions needed. In Whistling Birds, Wild Animals, Wag Tail Pups, Crowing Roosters, Automobiles, Baseball Players, Statue of Liberty, Indians, Toy Soldiers, Barking Dogs, and 50 others. No experience or tools necessary. Guaranteed casting forms with complete outfit, at cost. From \$3.50 up. We buy goods all year. Cash on delivery. Higher price for finished goods. Contract orders placed. Send for catalog and information free. The Improved Metal Casting Co., 342 East 145 St., New York.

Instruction

Learn Chemistry at Home—Dr. T. O'Connor Sloane, noted educator and scientific authority, will teach you. Our home study correspondence course fits you to take a position as chemist. See our ad on page 967 of this issue. Chemical Institute of New York, 66 West Broadway, New York City.

Languages

World-Romic System. Masterkey to All Languages. Primary, 23 languages, \$1.94 each language: English, French, German, Italian, Portuguese, Spanish. Pronunciation-Tables, 102 languages, 30c each language. Languages Publishing Company, 8 West 40th Street, New York.

Miscellaneous

Wood Turning. Expert Hand Turners Solicit your special work. Our floor and table lamps are beauties. The price is low. Send your inquiries. Wood Specialty Company, Collins, Ohio.

Free. Complete price list. Aitken Radio Co., 504 Superior St., Toledo, Ohio.

Radio Call Cards printed to order. Red call, black printing. 100, \$1.75; 200, \$2.75, prepaid. Color changes 35c extra. Government postals, 1c extra each card. Letter-heads 3/4x5 1/2 and envelopes, 100 each \$2.25; 200 each \$3.50. ARRL emblem used on cards or stationery if requested. Send Today. Department 29C, Radio Printers, Mendota, Illinois.

"How to hit the Ball." Latest patented wrist-device automatically teaches basic principles quickly. Particulars Free. Golf Pronator Company, 501 Montreal Trust Bldg., Montreal, Canada.

Motorcycles—Bicycles

Build It Yourself—A real Automobile that any handy man or boy can build. A low-slung, speedy cycle car. Power supplied by famous 2 1/2 H.P. Shaw Motor. Send stamp today for Descriptive Circulars or send 25c for Complete Book of Easy-to-Follow Plans. Shaw Mfg. Co., Dept. R.N.1, Gatesburg, Kansas.

News Correspondents

Earn \$25 Weekly Spare Time writing for newspapers, magazines. Experience unnecessary; details free. Press Syndicate, 566 St. Louis, Mo.

Novelties

Magic goods, cards, books, novelties, catalogue free. J. Fenner, 2401 Jefferson, Louisville, Ky.

Patent Attorneys

Patents, Trademarks, Copyrights procured; all countries; very reasonable; 20 years' experience; booklet free. H. Sanders, Registered Patent Attorney, 13 Rand McNally Building, Chicago.

Patents. Send drawing or model for examination and report as to patentability. Advice and booklet free. Highest references. Best results. Promptness assured. Watson E. Coleman, Patent Lawyer, 624 F Street, Washington, D. C.

Patents Procured. Send sketch or model today for preliminary advice. Write for free booklet and blank form on which to disclose your idea. Highest references. Promptness assured. Clarence A. O'Brien, Registered Patent Lawyer, 313 Security Bank Bldg. Directly across the street from Patent Office, Washington, D. C.

H. F. Lowenstein, Registered Patent Attorney, Radio Expert. 825 McLachlen Building, Washington, D. C.

Patents—Send for form "Evidence of Conception" to be signed and witnessed. Form, fee schedule, information free. Lancaster & Allwine, 269 Ouray Bldg., Washington, D. C.

Patents—Inventors should write for Free Guide Books and Record of Invention Blank before disclosing invention. Send model or sketch of your invention for our Free opinion of its patentable nature. Radio, Electrical, Chemical, Mechanical and Trade-Mark experts. Victor J. Evans & Co., 922 Ninth, Washington, D. C.

M. P. Laughlin, Patents, Engineer-Attorney, 48 East 41 Street, New York.

Representative Wanted

Manufacturers' Representative Wanted. By a well known and nationally advertised Radio Corporation. Manufacturing high quality, moulded bakelite variocouplers and variometers. Territory open: All Southeastern States. Upstate New York. Write immediately to Box 32, 222 Fulton St., New York City, N. Y.

Patents

Inventions Commercialized. Patented or unpatented. Write Adam Fisher Mfg. Co., 278, St. Louis, Mo.

Personal

150 Funny Jazzy Parodies on Latest Songs 25c. The Collins Co., 32 Liberty Street, Hastings, Brooklyn, N. Y.

Correspondence Club—Many wealthy members everywhere. Fascinating particulars free. Smith, Box 1167Y, Denver, Colo.

Exchange interesting letters with new friends. Dolly Gray Club, Box 186G, Denver, Colo.

Lanterns—Join our club—make acquaintances everywhere. Big illustrated book with descriptions and photos. sent in plain wrapper for ten cents. Bonafide Co., Dept. 58, Kansas City, Mo.

Lonely Hearts—Exchange letters; make interesting new friends in our jolly club. Eva Moore, Box 908, Jacksonville, Florida. Enclose stamp.

Exchange Cheery Letters with new friends. Write Betty Lee Inc., 4254 Broadway, New York City. Stamp appreciated.

Your Horoscope. Business changes, social, matrimonial prospects. Send birthdate and 10 cents (stamps) for remarkable test reading. Zanya, 202-J West 105th Street, New York.

Postcards and Pictures

Send any photo or film and \$2.00 for fifty genuine photo postals. Barbeau's, Oswego, N. Y.

Radio Equipment

Genuine Edison Elements (new) for making "B" Batteries, obtained from U. S. Government. A positive and negative element—6c; glass tube—3c; all other parts at reasonable prices. Postage, etc. 50c extra per order. Free instructions. Todd Electric Company, 109 West 25rd St., New York.

Sales Accounts Wanted

To Radio Manufacturers: Our Radio sales for one factory in October were 20,000 dollars. Are you satisfactorily represented in the East? Manufacturers Agent. Box 143, Radio News.

Salesmen Wanted

Lightning Strange Battery Compound. Charges discharged batteries instantly. Eliminates old method entirely. Gallon free to agents. Lightning Co., St. Paul, Minn.

Scenery to Rent

Settings for Opera, Plays, Minstrels. Plush Dress. Address Amelia Grain, Philadelphia.

Song Poems Wanted

Poems Wanted—Sell your song-verses for cash. Submit Mss. at once, or write New Era Music Co., 152, St. Louis, Mo.

Song Writers

A \$500.00 Cash Prize is offered for the best second verse written for the song "Remember." Those wishing to compete may receive a free copy with rules by addressing Equitable Music Corporation, 450 State Theatre, N. Y.

Stamps and Coins

Price list of packets, sets, single stamps free upon request. Premium to approval applicants. Yonkers Exchange, Yonkers, N. Y.

Stamps—50 varieties, Brazil, Peru, Cuba, etc., 10c. 50 different U. S. 25c. 1,000 hinges, 10c. 1,000 mixed, 40c. List free. C. Stegman, 5956 Cote Brillante, St. Louis, Missouri.

Stamps Free—Variety Packet foreign stamps with catalogue—2c postage. Gray Stamp Company, Station E4, Toronto, Canada.

California gold. Quarter size 27c; half-dollar size 53c; Half-dime and Catalogue 10c. Normal Shultz, Colorado Springs, Colo.

Telegraphy

Learn either code in one hour. Radio Code chart and Code Cards teach Wireless and Morse Codes. \$1 complete. Particulars free. John Percival, 2115 York, Des Moines, Iowa.

Telegraphy—Both Morse and Wireless taught thoroughly and quickly. Tremendous demand. Big salaries. Wonderful opportunities. Expenses low; chance to earn part. School established fifty years. Catalog free. Dodge's Institute, Cour St., Valparaiso, Ind.

Wanted to Buy

Full Value Paid for Old Gold Jewelry, Watches, Diamonds, crowns, bridges, dental gold, silver, platinum, gold or silver ore, magneto points, old false teeth. Packages returned if our offer is not satisfactory. United States Smelting Works (The Old Reliable), 120 So. State St., Dept. 16, Chicago, Ill.

Stammering

St-Stu-t-t-tering and Stammering cured at home. Instructive booklet free. Walter McDonnell, 121 Potomac Bank Bldg., Washington, D. C.

Wireless

Cabinets—Catalog on request. Special cabinets made to order at low cost. Manufacturers' and jobbers' inquiries invited. Panels—plywood; natural, 1/4 sq. in.; dull black finish, 1 1/2 sq. in., postpaid. Miami Cabinet Co., Yellow Springs, Ohio.

Radio Panels. Cut exactly to size and a guaranteed 12 hour shipment. 1/4" thick .01 1/2 per square inch, 3-16" thick .01 1/4. Made of the highest grade black fibre. This material possesses electrical strength of 200 volts per mil, is inexpensive, unbreakable, easy to work and takes a fine finish. We pay postage. Radio Instrument & Panel Co., 564 W. Monroe St., Chicago, Illinois

Build your own electrolytic storage battery charger. Plates and complete instructions, \$1.00. Descriptive circular free. Peerless Electrical Parts Co., 105 Harris, Rochester, N. Y.

Immediate delivery. Tubes, Magnavox, Phones, Battery Chargers, storage and "B" Batteries, Couplers, Variometers, Condensers and all parts with Radio Corporation, DeForest and "Neutrodyne" Receiving Sets. R. B. Electric Co., Distributors, Galva, Ill.

Boys! Don't Overlook This. The "Rasco" Baby Detector. Greatest detector ever brought out with molded base. Fully adjustable. See former advertisements in this publication, or our catalog. Detector with Galena Crystal, complete 50c, the same detector with Radiocite Crystal, 75c. prepaid. Send for yours today. Radio Specialty Company, 96-98 Park Place, New York City.

Attention!—50 Vacuum tube hook-ups. The greatest collection of vacuum tube circuits ever brought under two covers at such insignificant cost. These diagrams will be found in the great "Rasco" catalog, which contains raw materials and parts in a greater profusion than any other catalog. 15c in stamps, or coin, will bring the catalog to you. Radio Specialty Co., 96-98 Park Place, N. Y.

Build your sets with quality parts and get sure results. Radio Parts Co., Box 56, Dunellen, N. J.

Build Yourself a Rechargeable Storage "B" Battery from Edison Elements that will Last You a Lifetime! Complete units for making 120 volts, 1500 Milliamperes battery consisting of cabinet, switch, elements, glass tubes, separators, electrolyte and blueprints for assembling, \$12.50. Battery assembled and charged \$17.50. Drilled elements, 6c per pair; glass tubes 2c, separators 1c, nickel wire 1c per length; rubber covered switch wire, 2c per foot. Mail Orders Filled. N. Roberts Storage "B" Bat. Co., 41 Jefferson Street, Brooklyn, N. Y. Near Broadway and Myrtle Avenue, Tel. Pulaski 2023.

Reflex Sets—Latest most economical hookup. Coast to coast. Only half the tubes. We specialize in parts and complete assemblies for ERLA one, two and three tube reflex sets. Information on request. Other specialties and standard apparatus. Western Wireless Supply Company, 2162 North California Avenue, Chicago, Illinois.

Edison Storage "B" Battery elements. Large size, full capacity. 3c per pair, in lots of 100. Kindly send postage for 5 1/2 lbs. per 100 pair. Gilman's Battery Shop, 57 Washington Ave., Chelsea, Mass.

LOOK—New Crosley X \$42.50. New Crosley VI \$21.00. New Crosley V \$10.00. Paramount Regenerative \$20.00. Rectigon Charger \$13.50. Write, Box 103, Jackson, Mo.

Special Only for this month, Paragon RD-5 and A-2 combined \$110.00. Grebe CR-9 \$115.00. Tubes 15 percent off. Loud Speakers \$5.00. Join our mailing list, dealers wanted. C. H. Anderson, Lewistown, Mont.

Clapp Eastham Bargain. Type RZ tuner, detector and two stages, Radiotron tubes, Allen headset, \$100. R. Carroll, West Salem, Wis.

Radio Dealers: Get our prices before you buy. Large stock of nationally advertised goods. 4 percent cash discount small orders. Federal Radio Co., 19th & Harney, Omaha, Nebraska.

Fifty assorted flathead solid brass machine screws, nuts, washers, copper lugs—50c. Eight initialed binding posts, set 60c. Twelve nickeled binding posts—50c. All three items—\$1.50. Radio List for stamp. All prepaid. Stamps accepted. Kladas Radio Laboratories, Kent, Ohio.

Radio Sets—Repaired, Built to order—any circuit. K. H. Laboratory, 5011 California St., Omaha, Nebraska.

Do It Now—Rebuild that old set. Ten latest Radio Circuits—Looseleaf cover—One dollar. Radio Engineering Works, 353 Lincoln Ave., Council Bluffs, Iowa.

Radio Agents: Write for quotations on fast sellers. Radio Central, Abilene, Kansas.

Magnavox R3 or M1. Latest nationally advertised reproducers. List \$35. Introductory \$25. The factory sealed carton is your guarantee. Radio Central, Dept. R, Abilene, Kansas.

7x18 Panels \$1.20. 3 Plate Vernier Condensers 65c. 30 Ohm Rheostats 50c. Catalogue Free. Stewart Radio Supply Co., 3124 Cherokee, St. Louis, Mo.

Radio-Appraise Post Cards. Encourage broadcasting by such acknowledgement. 2 dozen, 25c postpaid. D. J. Spangler, Elkhart, Ind.

Special for this month: Atwater-Kent Two Stage Amplifiers \$9.95. Electric Soldering Irons \$1.98. Many other Bargains. Send for Radio Bargain Bulletin. The Electric Shop, Secor, Ill.

Wholesale House selling out special lines of Radio Receiving sets and parts at less than cost, 50 percent to 75 percent reduction from list price. Prices in effect for short time only. Write today for list of exceptional money saving values. Address P.O. Box 93, Station C, Los Angeles.

FURNESS BERMUDA LINE
(Bermuda God's Official Contract Steamers)
Book NOW for Winter and Holiday Sailings to BERMUDA—Vacationist's Paradise
Only Two Days From New York
Sailings Twice Weekly
 From New York Wed. and Sat.
 Landing passengers directly at Hamilton Dock, avoiding delay and inconvenience of transfer by tender.
 Tickets good on either Steamer, insuring unequalled express service safety and via Palatial new Twin-Screw Oil-burning Steamers.
S. S. "FORT VICTORIA"
S. S. "FORT ST. GEORGE"
 Each 14,000 Tons Displacement
 Modern Hotels—No Passports—All Sports including Golf, Tennis, Sailing, Bathing, Horse Racing, Fishing, Riding, Driving, Cycling, etc.
ST. GEORGE HOTEL, St. Georges, Bermuda. Finest Cuisine and Service, Tennis, Golf, Magnificent Tiled Swimming Pool.
WEST INDIES
 Delightful Cruises to the Gems of the Caribbean Sea.
 For Illustrated Booklet on Bermuda, St. George Hotel or West Indies, write
FURNESS BERMUDA LINE
 34 Whitehall St., N. Y., or Any Local Tourist Agent

30x3 1/2 CORD
\$1.75 NEW TIRE
GUARANTEE
WRITTEN GUARANTEE
12 Months—At Half Price
 These are Goodrich, Goodyear, Firestone, Fisk and other best known standard make tires. All slightly used, but readily give our customers thousands of miles of splendid service.
Lowest Tire Prices in America

	Tires	New Tubes	Tires	New Tubes
30x3	\$1.95	\$.90	32x4 1/2	\$3.25 \$1.65
30x3 1/2	1.75	.90	33x4 1/2	3.50 1.65
32x3 1/2	2.25	.90	34x4 1/2	3.75 1.65
31x4	2.50	.90	35x4 1/2	4.00 1.65
32x4	2.75	1.40	36x4 1/2	4.00 1.65
33x4	3.00	1.40	35x5	4.00 1.85
34x4	3.25	1.40	37x5	4.00 1.85

SEND ONLY \$1.00 for each tire shipped. Balance C.O.D. Express shipments sent section unwrapped for inspection. Tires guaranteed eight months. Another tire given at half price for any not perfectly satisfactory. Dealers and Agents wanted everywhere. Write—Rush Orders.
ROSE TIRE CORPORATION
 Dept. G157X 1626 S. Wabash Ave., Chicago, Ill.

BECOME A PROFESSIONAL PHOTOGRAPHER
EARNING \$35 TO \$125 A WEEK
 Three to six months' course. Motion Picture, Commercial, Portraiture. Practical instruction. Modern equipment. Ask for Catalog No. 56.
N. Y. INSTITUTE OF PHOTOGRAPHY
 NEW YORK CHICAGO BROOKLYN
 141 W. 36th St. 630 S. Wabash Ave. 505 State St.

You can be quickly cured, if you
STAMMER
 Send 10 cents for 288-page book on Stammering and Stuttering, "Its Cause and Cure." It tells how I cured myself after stammering 20 yrs. B. N. Bogue, 884 Bogue Bldg., 1147 N. III. St., Indianapolis

Wonderful, new device, guides your hand; corrects your writing in few days. Big improvement in three hours. No failures. Complete outline FREE. Write C. J. Ozment, Dept. 32 St. Louis, Mo.

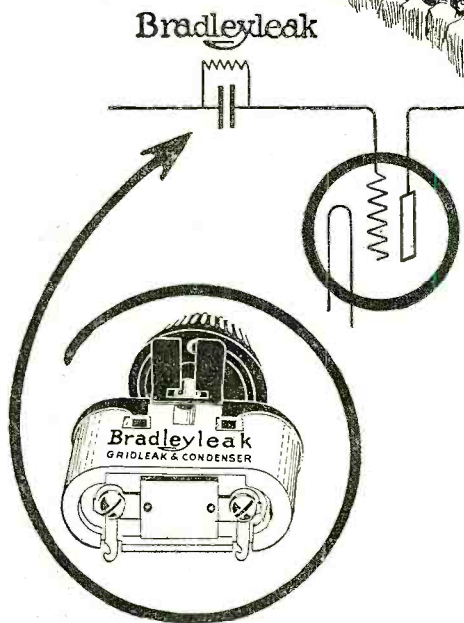
Write for free catalog illustrating and describing our complete line of 1500 Good Tools
GOODELL-PRATT COMPANY
 Toolsmiths
 Greenfield, Mass., U. S. A.

Bradleyleak

THE PERFECT GRID LEAK



Retail Price \$1.85
Condenser (.00025 MF) 35¢



The Dawn of Better Radio

Long distance records in radio reception depend upon the precise adjustment of several elements in the radio set. Too often, the correct adjustment of grid leak resistance is considered of minor importance and frequently it is much too high or too low for the best operation of the detector tube.

The new Bradleyleak adds the final touch of perfection to the radio set. When substituted for the ordinary grid leak, it enables you to get the precise value of grid leak resistance which your detector tube requires. Any resistance between 1/4 and 10 megohms is obtained without noise, steps or jumps by merely turning the Bradleyleak knob.

The volume of the detector increases gradually as the proper amount of grid leak resistance is approached, and if the Bradleyleak knob is turned too far, the volume again diminishes. Nothing could be simpler. Try it on your radio set, tonight.

The Grid Leak Is Important!

The following table gives the approximate values of grid leak resistance recommended by vacuum tube manufacturers:

Audion (DeForest) DV-6	2 Megohms
C-200	2 Megohms
C-299	2 to 5 Megohms
C-301-A	2 Megohms
UV-199	2 to 5 Megohms
UV-200	2 Megohms
UV-201-A	2 Megohms
WD-11	3 Megohms, or more
WD-12	3 Megohms, or more

Install the Bradleyleak and work your tubes at highest efficiency



Allen-Bradley Co.
Electric Controlling Apparatus
287 Greenfield Avenue - Milwaukee, Wis.



The Allen-Bradley Co. has built graphite disc rheostats for over twenty years

A Chemistry Laboratory for \$7.00

Think of it, fellows! Here is a *real* chemistry outfit with regular chemical apparatus that performs those fascinating, actual chemical experiments. This outfit is not a toy, put up merely to amuse, but a practical laboratory set, with all the chemicals, apparatus and reagents necessary to perform real work and to teach the beginner all the secrets of inorganic chemistry.

DESCRIPTION OF THE OUTFIT

The outfit consists of 44 Chemicals and Reagents all C. P. put up in appropriate wooden boxes, glass bottles, and hermetically closed jars. The acids are put up in glass bottles, with ground-in glass stoppers, and there is a sufficient quantity of chemicals supplied (mostly one to two ounces) to make dozens of experiments with each.

The apparatus furnished are all of the best obtainable make and of standard laboratory size and shape.

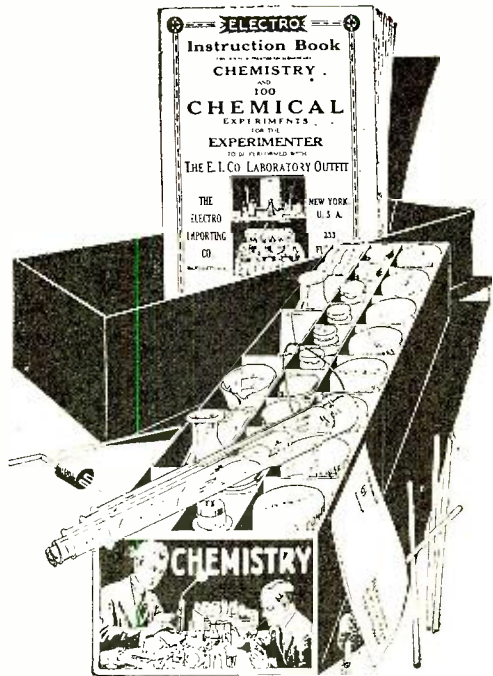
The **Instruction Book** is a **real Chemistry Course for the Beginner**. Some of the Contents are: **Division of Matter**: This is a Treatise on Elementary Chemistry and deals with the theory of the Elements, Molecules and Atoms, etc. **Chemical Nomenclature**: This explains in simple language the derivation of the chemical names of the elements and their compounds. There is a chapter on **Laboratory Operations**; **Glass Working**; **First Aid**; **Fire Extinguishers**; **Experimenters' Aphorisms**, etc.

A good part of the book is devoted to **Weights and Measures**. The Metric System, The English System and the U. S. System are fully explained.

The following tables are furnished: **Symbols and Atomic weights of the Elements**; **Measures of Weights, Volume, Capacity and Length**; **per cent solutions**; **Conversion of Measure expressed in parts**; **poisons and their antidotes**; **technical and common name of chemical substances**; **formulas for cleaning various substances**, etc., etc.


Among the 100 Experiments are:

How to make chemical tricks; How to make invisible and magic inks; How to test flour; How to test soil; How to make chlorine gas and smoke (German War Gas); How to bleach cloth and flowers. How to produce Oxygen and Hydrogen; How to make chemical colors; How to test Acids and Alkalies and hundreds of interesting hints and formulas.



Complete, \$7.00 Sh. Wght, 10 lbs. (Shipped by Express only)

(We guarantee shipment within 24 hours after your order is received.)



Every Fellow Wants the

BOY'S ELECTRIC TOYS

The Boy's Electric Toy contains: Enough material to make and complete over twenty-five different electrical apparatus without any other tools except a screw-driver furnished with the outfit. Student's chromic plunge battery, compass-galvanometer, solenoid, telephone receiver, electric lamp, etc. Enough various parts, wire, etc., are furnished to make the following apparatus:

Electromagnet, electric cannon, magnetic pictures, dancing spiral, electric hammer, galvanometer, voltmeter, hook for telephone receiver, condenser, sensitive microphone, short distance wireless telephone, test storage battery, shocking coil, complete telegraph set, electric riveting machine, electric buzzer, dancing fishes, singing telephones, mysterious dancing man, electric jumping jack, magnetic geometric figures, rheostat, erratic pendulum, electric butterfly, thermo-electric motor, visual telegraph, etc., etc.

With the instruction book we furnish one hundred experiments that can be made with this outfit, nearly all of these being illustrated with superb illustrations. No other materials, goods or supplies are necessary.

The outfit contains 114 separate pieces of material and 24 pieces of finished articles ready to use at once.

The size over all of the outfit is 14 x 9 x 2 3/4. Shipping weight, 8 pounds.

"The Boy's Electric Toys" outfit as described, \$7.00
Immediate shipment.

SEND NO MONEY

We have so much confidence in these sets that we desire to ship either one to you by express C.O.D. with the privilege of inspection. In other words, we ship on approval. It does not cost you one cent to take a good look at whichever outfit you want, and see if it comes up to your expectations. If it does, pay the express man \$7.00, plus express charges. If not, you need not accept it, and we will pay the return charges as well.

ELECTRO IMPORTING CO., 233 Fulton Street, New York City

ELECTRO IMPORTING CO.,
233 Fulton St., New York
Please send me by express THE CHEMICAL LABORATORY. If I don't like it I need not accept it. If I want it I only pay \$7.00 plus the few cents express charge.

ELECTRO IMPORTING CO.,
233 Fulton St., New York
Please send me by express THE BOY'S ELECTRIC TOYS. If I don't like it I need not accept it. If I want it I only pay \$7.00 plus the few cents express charge.

RN-1-24

RN-1-24

CLEAR—for the Crowd!

MUSIC for the crowd as clear as one man gets it on the headphones! Sit back and listen. Tune in—shut your eyes—it's *real!* Every word clear—every musical note true—every instrument with its full rich tone. With a **RADIOLA LOUDSPEAKER.**

With the ordinary loudspeaker, there is something lost—and something added. The lost tones are the overtones and partials that give music or voice its richness, color, and personality. The added sounds are the independent vibrations of the horn itself—metallic—hard—and grating.

To erase these faults was the problem. Not to make another loudspeaker with the limitations of the old one—but to create a new one *without* those limitations. And we have it, in the **RADIOLA LOUDSPEAKER.**

First—we have greater tone range

To get the deep tones of the organ—the full range of the piano—the highest notes of the violin—all with full color and richness.

Then—adjustable volume

Volume enough for a large room, yet with means to soften the tone when a near station comes in too loud. On the **RADIOLA LOUDSPEAKER** you control the volume with a turn of the thumb.

And the horn

This was a problem for acoustical experts. The mere shape of a horn can *make* it or ruin it. Each curve of the **RADIOLA LOUDSPEAKER** horn has been developed for pure tone reproduction. And it is made of a composition with no audible vibration of its own—amplifying without adding.

Radiola
Loudspeaker
Model J. Z.
-1120

Price
\$36.50



Radio Corporation of America

Sales Offices: Dept. 21

233 Broadway, New York

10 So. La Salle St., Chicago, Ill.

433 California St., San Francisco, Cal.

Radiola

REG. U. S. PAT. OFF.

LOUDSPEAKER



This symbol
of quality
is your pro-
tection



This symbol
of quality
is your pro-
tection